

# Low-Rank Adaptation of Time Series Foundational Models for Out-of-Domain Modality Forecasting

Divij Gupta, Anubhav Bhatti, Suraj Parmar, Chen Dan, Yuwei Liu, Bingjie Shen, San Lee  
AI Engineering Team, SpassMed Inc.  
Toronto, Ontario, Canada

## ABSTRACT

Low-Rank Adaptation (LoRA) is a widely used technique for fine-tuning large pre-trained or foundational models across different modalities and tasks. However, its application to time series data, particularly within foundational models, remains underexplored. This paper examines the impact of LoRA on contemporary time series foundational models: Lag-Llama, MOIRAI, and Chronos. We demonstrate LoRA’s fine-tuning potential for forecasting the vital signs of sepsis patients in intensive care units (ICUs), emphasizing the models’ adaptability to previously unseen, out-of-domain modalities. Integrating LoRA aims to enhance forecasting performance while reducing inefficiencies associated with fine-tuning large models on limited domain-specific data. Our experiments show that LoRA fine-tuning of time series foundational models significantly improves forecasting, achieving results comparable to state-of-the-art models trained from scratch on similar modalities. We conduct comprehensive ablation studies to demonstrate the trade-offs between the number of tunable parameters and forecasting performance and assess the impact of varying LoRA matrix ranks on model performance.

## CCS CONCEPTS

• **Computing methodologies** → **Learning settings**.

## KEYWORDS

Time Series Forecasting, Foundational Model, LoRA, PEFT

## 1 INTRODUCTION

Large pre-trained or foundational models (FMs) have become pivotal in deep learning advancements, providing robust backbone architectures [9]. They offer rich, general-purpose feature representations across various domains like language [21] and vision [2] through comprehensive self-supervised pre-training on vast unlabeled datasets. While they can be deployed in zero-shot or fine-tuned settings, full model weight modification risks reducing generalizability and creating inefficiencies. Parameter-Efficient Fine-Tuning (PEFT) algorithms address this by fine-tuning a minimal set of tailored weights instead of adjusting the entire model. Low-Rank Adaptation (LoRA) [17], a popular PEFT technique, is known for its simplicity and effectiveness. Although PEFT techniques like LoRA have been successfully applied across domains [3],

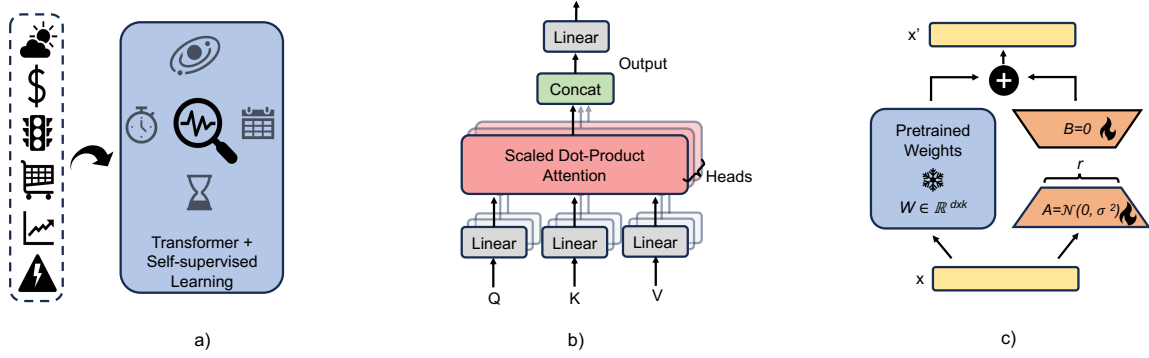
their use in time series FMs (TSFMs) is still underexplored, given the recent surge of interest in this area.

Time series data, like text, encompass various domains, including finance, weather, energy, retail, and others. However, unlike text, building FMs for time series presents numerous challenges, such as varying observation frequencies, multiple varieties, and non-standard quantization of values. Researchers have recently addressed some of these issues [1, 31]. The challenge is particularly acute in domains like healthcare, where data is both sensitive and scarce. Considerable research has been conducted on utilizing time series data for health and well-being analysis through relatively smaller, data-specific methods. These include activity recognition [10], emotion detection [6, 30], cognitive load assessment [23], remote health monitoring [15], stress detection [5], sepsis onset prediction [11], vital signs forecasting [7], and others. However, the application of domain-adapted FMs to time series data in healthcare remains largely unexplored. To this end, in this paper, we employ FMs specifically designed for time series to forecast vital signs in sepsis patients in intensive care units (ICUs). We adapt these models using LoRA and thoroughly analyze the results.

To summarize, our contributions are as follows: **1.** We explore the efficiency and impact of LoRA-based fine-tuning across three leading TSFM architectures: Lag-Llama [25], MOIRAI [31], and Chronos [1] for vital sign forecasting on the publicly available eICU Collaborative Research Database [22]. **2.** We conduct a thorough comparative analysis of various fine-tuning methodologies, including zero-shot, full fine-tuning, and LoRA-based selective fine-tuning. Our analysis reveals that LoRA fine-tuning improves forecasting performance while significantly reducing computational requirements compared to full fine-tuning. **3.** We compare our results with the state-of-the-art (SOTA) approach in vital sign forecasting and illustrate that LoRA fine-tuning enables certain Chronos variants to match or surpass SOTA performance. This underscores the applicability and efficiency of LoRA fine-tuning in practical forecasting tasks. **4.** We conducted thorough ablation studies to examine the trade-off between performance and the number of trainable parameters. Additionally, we assessed the impact of varying rank ( $r$ ) of LoRA matrices on the model performance.

## 2 RELATED WORK

**Parameter-Efficient Fine-Tuning (PEFT) Techniques:** PEFT techniques can be broadly categorized into two groups: selective and additive approaches. Selective PEFT involves fine-tuning a select type of parameters in the FMs, which help it adapt to domain knowledge. For instance, in [27], the authors fine-tune the attention layers of the transformer architecture [29] in the FM. Similarly, studies [32] and [4] fine-tune only the bias terms and the layer-normalization (LayerNorm) layers of the transformer architecture, respectively. On the contrary, additive PEFT introduces a



**Figure 1: The primary components of our method: a) A transformer-based TSFM for learning rich feature representations from time series data; b) Multi-Head Self-Attention [29]; c) The Low-Rank Adaptation (LoRA) mechanism.**

limited set of new weights into the FM and only these new weights, also known as adapter modules, are fine-tuned. Similar to selective PEFT techniques, different adapter modules [16, 17, 20, 26] offer distinct strategies for fine-tuning the FM. Among them, LoRA [17] has demonstrated superior performance on baseline tasks while maintaining a minimal number of trainable parameters, leading to its widespread adoption across diverse fields [3, 12, 18]. However, its efficacy in fine-tuning TSFMs remains unexplored and is the central focus of this study. Information on incorporating LoRA with the transformer-based architecture is mentioned in the Section 3.

**Time Series Foundational Models (TFSM):** TimeGPT [13] is a pioneering TSFM that uses an encoder-decoder transformer-based architecture for time series forecasting. However, due to its proprietary nature, limited information about the model is available publicly. Lag-Llama [25] employs a decoder-only transformer architecture, drawing inspiration from the LLaMA [28] large language model (LLM). This model utilizes the LLM architecture for time series forecasting by using individual observations, lagged features from previous observations, and timestamps to capture frequency information. MOIRAI [31], utilizing an encoder-only transformer architecture, processes time series data in non-overlapping patches rather than at the individual datapoint level. This approach provides enhanced contextual information for forecasting subsequent patches. Patch sizes vary based on the data frequency, with smaller patches used for low-frequency data and larger patches for high-frequency data. Chronos [1] employs the encoder-decoder transformer architecture from the T5 [24] LLM family to perform time series forecasting. The model simplifies data processing by discretizing real-valued inputs through a binning and scaling function. Unlike other models, Chronos does not include specialized mechanisms for handling time-frequency information. Although studies like [14, 19] adapt or fine-tune LLMs for time series forecasting, this research focuses exclusively on models trained *from scratch* on time series data. Thus, only open-source TSFMs demonstrating SOTA performance are considered [1].

### 3 METHOD

This section discusses the method we used in our study’s experiments. First, we clearly define our problem statement, the backbone

architecture we use to predict the required values, and how we can provide additional support to the backbone architecture through domain adaptation.

**Problem Statement:** Let  $D$  be a dataset consisting of multiple vital signs in the form of time series such that any time series,  $t$ , can be represented as  $t = t_1, t_2, \dots, t_T$  where  $t_i$ , ( $i \in 1, 2, \dots, T$ ) represents the value at the  $i^{th}$  time-step for a total of  $T$  time-steps. Given a context length  $C$  ( $1 < C < T$ ), we want to use the time series  $t_{1:C} = t_1, t_2, \dots, t_C$  to forecast the time series  $t_{C:C+h} = t_{C+1}, t_{C+2}, \dots, t_{C+h}$ , where  $h$  is the forecast horizon, and  $C + h = T$ .

**Backbone:** In addressing the forecasting task outlined above, we employ various TSFMs that have been pre-trained to forecast across a broad spectrum of time series data. Throughout pre-training, these models gain insights into the underlying structure and complexities of the temporal domain, which we harness to forecast  $t_{C:C+h}$ . For TSFM  $M$ , with weight parameters  $\theta$ , the objective is achieved by:

$$M_{\theta}(t_1, t_2, \dots, t_C) = t_{C+1}, t_{C+2}, \dots, t_{C+h}. \quad (1)$$

For our method, we use three choices for  $M$ , namely, Lag-Llama [25], MOIRAI [31], and Chronos [1], which have been briefly discussed in Section 2. These FMs have different transformer-based structures, pre-training and data processing schemes, and number of parameters, among other distinguishing factors. Since Chronos and Lag-Llama perform univariate forecasts, the same setting for MOIRAI has been followed for a fair comparison. Thereby, for all three candidates for our backbone, we implement the univariate setting wherein the model takes in univariate input, without any covariate, except the timestamp, and forecasts univariate outputs. It is crucial to emphasize that, despite being pre-trained on time series data across multiple domains, these models lack domain-specific knowledge of vital signs’ time series data. This characteristic makes them more adaptable and provides additional flexibility to optimize their performance for the specific task.

**Parameter-Efficient Domain Adaptation:** We use LoRA to provide domain knowledge to  $M$  by fine-tuning a minimal number of weights. As described earlier, LoRA introduces small additive weights in existing linear weight matrices. When multiplied, the

weight matrices are the same shape as the original weight matrix and provide a parallel trainable pathway to the incoming feature map. Fundamentally, the concept underlying this approach is that during adaptation, updates to the weight matrices exhibit low intrinsic ranks [17]. Specifically, the modification is performed by adding a rank-constrained product of matrices  $A$  and  $B$ . For a weight matrix  $W \in \mathbb{R}^{d \times k}$ , the update is represented as  $\Delta W = BA$ , where  $B \in \mathbb{R}^{d \times r}$  and  $A \in \mathbb{R}^{r \times k}$ , and  $r \ll \min(d, k)$ . Here,  $d$  and  $k$  denote the working dimensions of  $W$ , and  $r$  denotes the rank of the adapters. During fine-tuning,  $W$  is frozen, while the weights of  $A$  and  $B$  are updated. As given in [17], we initialize  $B$  with zeros and  $A$  with a small set of random values sampled from a Gaussian distribution. The updated matrix,  $W'$  is given by:

$$W' = W + \frac{\alpha}{r} BA. \quad (2)$$

In this formulation,  $\alpha$  is a scaling parameter that adjusts the influence of the update on the original weights. We adopt the four weight matrices,  $W_q, W_k, W_v, W_o$ , corresponding to the weight matrices of the Query (Q), Key (K), Value (V), and Output of the Multi-Head Self-Attention module (depicted in Figure 1) of the transformer architecture used in  $M$  to maximize the utilization of the attention mechanism, a setting used in [17]. Thus, with the addition of LoRA, the required forecast can be predicted as:

$$t_{C+1}, t_{C+2}, \dots, t_{C+h} = M_{\theta'}(t_1, t_2, \dots, t_C), \quad (3)$$

where  $\theta' = \theta + \phi$  where  $\theta$  are the original frozen parameters of  $M$ , and  $\phi$  is the additive parameters of the model introduced through LoRA.  $\phi$  is learnt while fine-tuning on the vital signs data.

## 4 EXPERIMENT SETUP

**Dataset:** For our experiments, we used the publicly available eICU Collaborative Research Database [22] wherein we forecast the mean blood pressure (MeanBP) and heart rate (HR) vitals for patients diagnosed with sepsis or septic shock. Following [7, 8], we clean and preprocess the data by imputing any missing values using the forward fill method. Thereafter, we extract 9 hours of both the vitals preceding diagnosis, with the initial 6-hour vitals serving as the context and the remaining 3 hours serving as the horizon window, which the model has to forecast. The vitals are sampled at intervals of 5 minutes, implying a context window of length 72 and a horizon window of length 36. Subsequently, we apply a low-pass filter to remove high-frequency noise in the time series data. We apply global min-max scaling to normalize the samples. Finally, we obtained 4020 samples, each for MeanBP and HR, from 1442 patients, which we divided into an 8:1:1 train, validation, and test split for fine-tuning and evaluating the models.

**Implementation and Evaluation Details:** For fine-tuning with LoRA, we follow the setup described in [17], where all weight matrices in the attention module (Query, Key, Value, and Output) are adapted with low-rank matrices to assess LoRA’s adaptability with minimal memory usage. The rank  $r$  is set to 2, and the scaling factor  $\alpha$  is set to 16. Given the different models, data types, and fine-tuning configurations (whether fine-tuning all model parameters or only the LoRA parameters), learning rates ranging from  $1e-3$  to  $5e-5$  are used to optimize performance using Adam as an

**Table 1: Results comparing MeanBP and HR forecasts across different TSFM settings: zero-shot, full fine-tuning, and LoRA fine-tuning ( $r=2, \alpha=16$ ). The best values for each individual model are underlined, while the overall best values are highlighted in bold.**

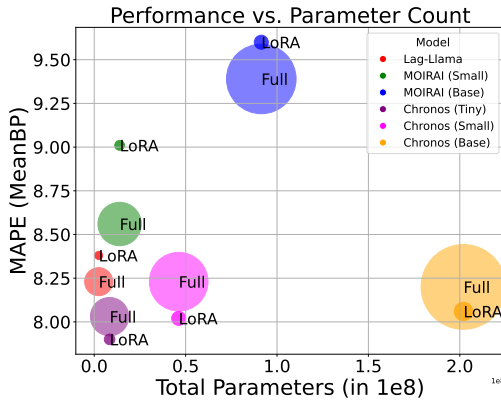
Model	Setting	MeanBP*			HeartRate*		
		MSE ↓	DTW ↓	MAPE ↓	MSE ↓	DTW ↓	MAPE ↓
Bhatti et al. [7]	N-HITS	19.81	<b>16.32</b>	7.90	<u>7.18</u>	<b>7.92</b>	<u>6.27</u>
	N-BEATS	27.42	18.60	9.64	12.98	17.90	9.15
	TFT	<b>19.00</b>	23.46	<b>7.78</b>	7.57	15.79	6.52
Lag-Llama	0-shot	30.94	24.64	10.11	15.55	18.42	9.41
	Full FT	<u>22.93</u>	<u>19.25</u>	<u>8.23</u>	16.60	20.45	9.65
	LoRA FT	23.83	19.54	8.38	<u>10.39</u>	<u>13.45</u>	<u>7.22</u>
Moirai (Small)	0-shot	28.16	<u>19.18</u>	9.75	10.83	12.61	7.89
	Full FT	21.84	20.95	<u>8.56</u>	<u>9.49</u>	<u>11.87</u>	<u>7.30</u>
	LoRA FT	23.84	19.71	9.01	10.46	12.87	7.78
Moirai (Base)	0-shot	28.90	<u>19.60</u>	9.86	<u>11.01</u>	<u>13.30</u>	<u>7.95</u>
	Full FT	<u>25.46</u>	20.50	<u>9.39</u>	11.27	14.67	8.05
	LoRA FT	26.67	21.38	9.61	12.47	14.91	8.50
Moirai (Large)	0-shot	31.30	<u>20.43</u>	10.20	<u>11.39</u>	12.94	8.01
	Full FT	<u>26.84</u>	23.69	9.74	12.30	16.09	8.44
	LoRA FT	35.21	25.39	11.18	11.66	16.70	8.23
Chronos (Tiny)	0-shot	25.60	21.40	8.64	7.37	11.41	5.97
	Full FT	19.90	20.51	8.03	8.80	14.99	6.86
	LoRA FT	19.79	<u>19.86</u>	<u>7.90</u>	<u>7.22</u>	<u>11.17</u>	<u>5.90</u>
Chronos (Mini)	0-shot	25.21	20.44	8.52	7.44	11.20	5.97
	Full FT	20.50	21.80	8.19	10.46	17.45	7.50
	LoRA FT	<u>20.05</u>	<u>20.72</u>	<u>8.03</u>	<u>7.26</u>	<u>10.88</u>	<u>5.90</u>
Chronos (Small)	0-shot	25.04	<u>20.28</u>	8.49	7.19	11.01	5.92
	Full FT	20.93	20.95	8.23	10.04	16.53	7.37
	LoRA FT	<u>19.89</u>	20.44	<u>8.20</u>	<b>7.08</b>	<b>10.83</b>	<b>5.88</b>
Chronos (Base)	0-shot	25.70	<u>20.32</u>	8.53	7.33	11.02	5.96
	Full FT	20.80	21.09	8.20	10.15	16.82	7.37
	LoRA FT	<u>20.12</u>	21.06	<u>8.06</u>	<u>7.25</u>	<u>10.96</u>	<u>5.93</u>
Chronos (Large)	0-shot	25.54	<u>19.75</u>	8.50	7.21	10.84	5.93
	Full FT	21.01	20.58	8.22	9.56	16.45	7.32
	LoRA FT	<u>20.00</u>	20.34	<u>8.06</u>	<u>7.16</u>	<u>10.76</u>	<u>5.91</u>

\*MSE values are scaled by  $1e-4$ , and DTW values are scaled by  $1e-3$  for better comprehension.

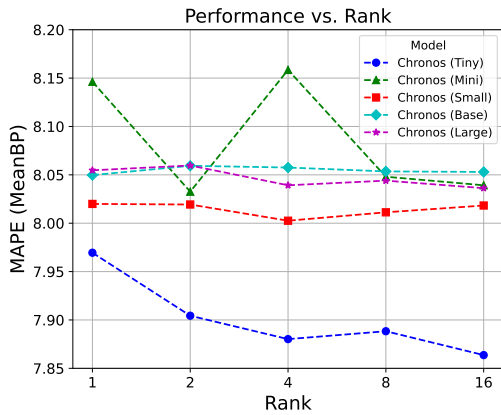
optimizer. Aside from these changes, other hyperparameters remain consistent with those from the original model checkpoints. The implementation is done in PyTorch, and experiments are conducted on an NVIDIA A100 GPU. To ensure a comprehensive evaluation, we use mean squared error (MSE), dynamic time warping (DTW) distance, and mean average percentage error (MAPE) to quantify the differences between predicted forecasts and the ground truth. Given the probabilistic nature of the forecasts, the predicted value for each forecasted datapoint is taken as the median of 20 samples, which is then used to calculate the metrics. Each metric is also averaged over 10 forecasting runs to provide an accurate assessment and clearer understanding of model performance.

## 5 RESULTS AND DISCUSSION

We present our comparative results in Table 1, which outlines the forecasting performance across different tuning methodologies: zero-shot (without fine-tuning), full fine-tuning of all original model weights, and selective fine-tuning using LoRA-specific adapter weight matrices. Our findings highlight that, among the evaluated TSFMs, Chronos consistently outperforms Lag-Llama and MOIRAI in zero-shot forecasting scenarios, as substantiated by prior studies [1]. Specifically, full fine-tuning yields superior results in predicting MeanBP for the Lag-Llama model. Conversely, when employing LoRA-based fine-tuning, we observe enhanced performance metrics for HR forecasts compared to full fine-tuning. For MOIRAI, full fine-tuning delivered superior performance, closely followed by results from LoRA fine-tuning. However, in certain



**Figure 2: Performance across varying model parameter settings. Marker size indicates the number of fine-tuned parameters. Values are scaled appropriately for clarity.**



**Figure 3: Performance across varying matrix ranks during LoRA fine-tuning for different models.**

cases (HR - Base and Large, MeanBP - Large), full fine-tuning led to a performance decline. Unlike other TSFM candidates, MOIRAI processes time series by dividing them into patches and explicitly incorporates time-frequency information via distinct learnable weights for different frequencies. These weights, which form large parameter sets, significantly increase computational requirements when fine-tuning the entire model. We hypothesize that the decline in performance observed when fine-tuning larger models can be attributed to this parameter-heavy patch embedding and decoding layers (which are omitted in LoRA fine-tuning).

For Chronos, full fine-tuning and LoRA fine-tuning significantly improved MeanBP forecasting performance, with LoRA fine-tuning consistently outperforming full fine-tuning. Although LoRA fine-tuning achieved better results in HR forecasting than the other two methods, the improvements were less pronounced compared to MeanBP. Consistent with Lag-Llama and MOIRAI, a decline in HR forecasting performance was observed with full fine-tuning. This

may be attributed to the relatively lower variability of HR vital signs compared to MeanBP.

Additionally, we benchmark our results by comparing them against the SOTA approach for this task [7]. However, it is worth noting that this comparison is not entirely equitable because the authors in [7] trained multiple time series forecasting models from scratch exclusively on the 3,216 training MeanBP and HR time series samples. In contrast, TSFMs have processed millions (if not billions) of samples during pre-training and were fine-tuned using only a few thousand samples. We observe that some Chronos variants are fine-tuned with the LoRA approach SOTA performance levels. In particular, Chronos (Small) with LoRA fine-tuning surpasses the SOTA in forecasting HR vital signs across multiple metrics, while Chronos (Tiny) with LoRA fine-tuning closely approaches SOTA for MeanBP vital signs.

To better understand the impact of LoRA, we visualized the effect of fine-tuning varying numbers of parameters in Figure 2. The plot presents the MAPE values for MeanBP against the total parameter count, with marker sizes appropriately scaled to reflect the number of fine-tuned parameters. The total parameter count ranges from 2.42 million (2.41 million from original model weights and 16 thousand from LoRA weights) for Lag-Llama to 201.8 million (201.4 million from original model weights and 0.4 million from LoRA weights) for Chronos (Base). We observe that LoRA significantly reduces the number of parameters required for fine-tuning while achieving comparable, and often superior, performance compared to fully fine-tuned models. Notably, LoRA preserves FMs' generalization capabilities by retaining the original pre-trained weights, allowing multiple sets of LoRA weights to be trained for various tasks or data. This leads to the highly efficient use of TSFMs. To understand the impact of using different ranks  $r$  to determine the LoRA weight matrices, we plotted the MeanBP MAPE values for varying  $r$  in Figure 3. Our observations reveal that performance improvement typically plateaus after a certain  $r$ , indicating a LoRA adaptation threshold. Additionally, with increasing  $r$ , changes in MAPE values are more pronounced for smaller models, while larger models show minimal effect.

## 6 CONCLUSION AND FUTURE WORK

This study comprehensively explored the efficiency and impact of LoRA-based fine-tuning across three leading TSFM architectures: Lag-Llama, MOIRAI, and Chronos. Our comparative analysis of zero-shot, full fine-tuning, and LoRA-based selective fine-tuning methodologies demonstrated that LoRA fine-tuning improves forecasting performance while significantly reducing computational demands compared to full fine-tuning. Furthermore, we showed that LoRA fine-tuning allows certain Chronos variants to match or exceed the SOTA in vital sign forecasting. Our ablation studies and evaluation of different LoRA matrix rank ( $r$ ) revealed the delicate trade-offs between performance and trainable parameter count, highlighting the applicability and efficiency of LoRA fine-tuning in practical forecasting tasks. For future work, we plan to extend the low-rank adaptation to multivariate settings upon further advancement in the foundational model space and possibly explore combinations of multiple PEFT methods for improved performance.

## REFERENCES

- [1] Abdul Fatir Ansari, Lorenzo Stella, Caner Turkmen, Xiyuan Zhang, Pedro Mercado, Huibin Shen, Oleksandr Shchur, Syama Sundar Rangapuram, Sebastian Pineda Arango, Shubham Kapoor, et al. 2024. Chronos: Learning the language of time series. *arXiv preprint arXiv:2403.07815* (2024).
- [2] Muhammad Awais, Muzammal Naseer, Salman Khan, Rao Muhammad Anwer, Hisham Cholakkal, Mubarak Shah, Ming-Hsuan Yang, and Fahad Shahbaz Khan. 2023. Foundational models defining a new era in vision: A survey and outlook. *arXiv preprint arXiv:2307.13721* (2023).
- [3] Charith Chandra Sai Balne, Sreyoshi Bhaduri, Tamoghna Roy, Vinija Jain, and Aman Chadha. 2024. Parameter Efficient Fine Tuning: A Comprehensive Analysis Across Applications. *arXiv preprint arXiv:2404.13506* (2024).
- [4] Samyadeep Basu, Shell Hu, Daniela Massiceti, and Soheil Feizi. 2024. Strong Baselines for Parameter-Efficient Few-Shot Fine-Tuning. *AAAI Conference on Artificial Intelligence* (2024).
- [5] Behnam Behinaein, Anubhav Bhatti, Dirk Rodenburg, Paul Hungler, and Ali Etemad. 2021. A transformer architecture for stress detection from ecg. *ACM International Symposium on Wearable Computers* (2021).
- [6] Anubhav Bhatti, Behnam Behinaein, Paul Hungler, and Ali Etemad. 2024. AttX: Attentive cross-connections for fusion of wearable signals in emotion recognition. *ACM Transactions on Computing for Healthcare* (2024).
- [7] Anubhav Bhatti, Yuwei Liu, Chen Dan, Bingjie Shen, San Lee, Yonghwan Kim, and Jang Yong Kim. 2024. Vital sign forecasting for sepsis patients in ICUs. *IEEE International Conference on Artificial Intelligence for Medicine, Health and Care* (2024).
- [8] Anubhav Bhatti, Naveen Thangavelu, Mariam Hassan, Choongmin Kim, San Lee, Yonghwan Kim, and Jang Yong Kim. 2023. Interpreting forecasted vital signs using n-beats in sepsis patients. *arXiv preprint arXiv:2306.14016* (2023).
- [9] Rishi Bommasani, Drew A Hudson, Ehsan Adeli, Russ Altman, Simran Arora, Sydney von Arx, Michael S Bernstein, Jeannette Bohg, Antoine Bosselut, Emma Brunskill, et al. 2021. On the opportunities and risks of foundation models. *arXiv preprint arXiv:2108.07258* (2021).
- [10] Emma Bouton-Bessac, Lakmal Meegapapola, and Daniel Gatica-Perez. 2022. Your Day in Your Pocket: Complex Activity Recognition from Smartphone Accelerometers. *International Conference on Pervasive Computing Technologies for Healthcare* (2022).
- [11] Laura Cabrera-Quiros, Deedee Kommers, Maria K Wolvers, Laurien Oosterwijk, Niek Arents, Jacqueline van der Sluijs-Bens, Eduardus JE Cottaar, Peter Andriessen, and Carola van Pul. 2021. Prediction of late-onset sepsis in preterm infants using monitoring signals and machine learning. *Critical Care Explorations* (2021).
- [12] Raman Dutt, Linus Ericsson, Pedro Sanchez, Sotirios A Tsaftaris, and Timothy Hospedales. 2024. Parameter-Efficient Fine-Tuning for Medical Image Analysis: The Missed Opportunity. *Medical Imaging with Deep Learning* (2024).
- [13] Azul Garza and Max Mengenthaler-Canseco. 2023. TimeGPT-1. *arXiv preprint arXiv:2310.03589* (2023).
- [14] Nate Gruver, Marc Finzi, Shikai Qiu, and Andrew G Wilson. 2024. Large language models are zero-shot time series forecasters. *Advances in Neural Information Processing Systems* (2024).
- [15] Divij Gupta and Ali Etemad. 2023. Remote Heart Rate Monitoring in Smart Environments from Videos with Self-supervised Pre-training. *IEEE Internet of Things Journal* (2023).
- [16] Neil Houlsby, Andrei Giurgiu, Stanislaw Jastrzebski, Bruna Morrone, Quentin De Laroussilhe, Andrea Gesmundo, Mona Attariyan, and Sylvain Gelly. 2019. Parameter-efficient transfer learning for NLP. *International Conference on Machine Learning* (2019).
- [17] Edward J Hu, Phillip Wallis, Zeyuan Allen-Zhu, Yuanzhi Li, Shean Wang, Lu Wang, Weizhu Chen, et al. 2021. LoRA: Low-Rank Adaptation of Large Language Models. *International Conference on Learning Representations* (2021).
- [18] Yuheng Ji, Yue Liu, Zhicheng Zhang, Zhao Zhang, Yuting Zhao, Gang Zhou, Xingwei Zhang, Xinwang Liu, and Xiaolong Zheng. 2024. AdvLoRA: Adversarial Low-Rank Adaptation of Vision-Language Models. *arXiv preprint arXiv:2404.13425* (2024).
- [19] Furong Jia, Kevin Wang, Yixiang Zheng, Defu Cao, and Yan Liu. 2024. GPT4MTS: Prompt-based Large Language Model for Multimodal Time-series Forecasting. *AAAI Conference on Artificial Intelligence* (2024).
- [20] Zhaojiang Lin, Andrea Madotto, and Pascale Fung. 2020. Exploring Versatile Generative Language Model Via Parameter-Efficient Transfer Learning. *Findings of the Association for Computational Linguistics* (2020).
- [21] Devon Myers, Rami Mohawesh, Venkata Ishwarya Chellaboina, Anantha Lakshmi Sathvik, Praveen Venkatesh, Yi-Hui Ho, Hanna Henshaw, Muna Alhawawreh, David Berdik, and Yaser Jararweh. 2024. Foundation and large language models: fundamentals, challenges, opportunities, and social impacts. *Cluster Computing* (2024).
- [22] Tom J Pollard, Alistair EW Johnson, Jesse D Raffa, Leo A Celi, Roger G Mark, and Omar Badawi. 2018. The eICU Collaborative Research Database, a freely available multi-center database for critical care research. *Scientific data* (2018).
- [23] Dustin Pulver, Prithila Angkan, Paul Hungler, and Ali Etemad. 2023. EEG-based Cognitive Load Classification using Feature Masked Autoencoding and Emotion Transfer Learning. *ACM International Conference on Multimodal Interaction* (2023).
- [24] Colin Raffel, Noam Shazeer, Adam Roberts, Katherine Lee, Sharan Narang, Michael Matena, Yanqi Zhou, Wei Li, and Peter J Liu. 2020. Exploring the limits of transfer learning with a unified text-to-text transformer. *Journal of Machine Learning Research* (2020).
- [25] Kashif Rasul, Arjun Ashok, Andrew Robert Williams, Arian Khorasani, George Adamopoulos, Rishika Bhagwatkar, Marin Biloš, Hena Ghonia, Nadhir Vincent Hassen, Anderson Schneider, et al. 2023. Lag-llama: Towards foundation models for time series forecasting. *arXiv preprint arXiv:2310.08278* (2023).
- [26] Andreas Rücklé, Gregor Geigle, Max Glockner, Tilman Beck, Jonas Pfeiffer, Nils Reimers, and Iryna Gurevych. 2021. AdapterDrop: On the Efficiency of Adapters in Transformers. *Conference on Empirical Methods in Natural Language Processing* (2021).
- [27] Hugo Touvron, Matthieu Cord, Alaeldin El-Nouby, Jakob Verbeek, and Hervé Jégou. 2022. Three things everyone should know about vision transformers. *European Conference on Computer Vision* (2022).
- [28] Hugo Touvron, Thibaut Lavril, Gautier Izacard, Xavier Martinet, Marie-Anne Lachaux, Timothée Lacroix, Baptiste Rozière, Naman Goyal, Eric Hambro, Faisal Azhar, et al. 2023. Llama: Open and efficient foundation language models. *arXiv preprint arXiv:2302.13971* (2023).
- [29] Ashish Vaswani, Noam Shazeer, Niki Parmar, Jakob Uszkoreit, Llion Jones, Aidan N Gomez, Łukasz Kaiser, and Illia Polosukhin. 2017. Attention is all you need. *Advances in Neural Information Processing Systems* (2017).
- [30] Ritik Vatsal, Shrivatsa Mishra, Rushil Thareja, Mrinmoy Chakrabarty, Ojaswa Sharma, and Jainendra Shukla. 2024. An analysis of physiological and psychological responses in virtual reality and flat screen gaming. *IEEE Transactions on Affective Computing* (2024).
- [31] Gerald Woo, Chenghao Liu, Akshat Kumar, Caiming Xiong, Silvio Savarese, and Doyen Sahoo. 2024. Unified training of universal time series forecasting transformers. *arXiv preprint arXiv:2402.02592* (2024).
- [32] Elad Ben Zaken, Yoav Goldberg, and Shauli Ravfogel. 2022. BitFit: Simple Parameter-efficient Fine-tuning for Transformer-based Masked Language-models. *Annual Meeting of the Association for Computational Linguistics* (2022).