

# Words as Trigger Points in Social Media Discussions

Dimosthenis Antypas,<sup>1</sup> Christian Arnold,<sup>2</sup> Jose Camacho-Collados,<sup>1</sup> Nedjma Ousidhoum,<sup>1</sup> Carla Perez Almendros<sup>1</sup>

<sup>1</sup> School of Computer Science & Informatics, Cardiff University

<sup>2</sup> School of Law & Politics, Cardiff University

{AntypasD, ArnoldC6, CamachoColladosJ, OusidhoumN, PerezAlmendrosC}@cardiff.ac.uk

## Abstract

Trigger points are a concept introduced by Mau, Lux, and Westheuser (2023) to study qualitative focus group interviews and understand polarisation in Germany. When people communicate, trigger points represent moments when individuals feel that their understanding of what is fair, normal, or appropriate in society is questioned. In the original studies, individuals react affectively to such triggers and show strong and negative emotional responses. In this paper, we introduce the first systematic study of the large-scale effect of individual words as trigger points by analysing a large amount of social media posts. We examine online deliberations on Reddit between 2020 and 2022 and collect >100 million posts from subreddits related to a set of words identified as trigger points in UK politics. We find that such trigger words affect user engagement and have noticeable consequences on animosity in online discussions. We share empirical evidence of trigger words causing animosity, and how they provide incentives for hate speech, adversarial debates, and disagreements. Our work is the first to introduce trigger points to computational studies of online communication. Our findings are relevant to researchers interested in online harms and who examine how citizens debate politics and society in light of affective polarisation.

## 1 Introduction

Trigger points, introduced by Mau, Lux, and Westheuser (2023), are rooted in theories of affective political identity and relate to deeply lying beliefs about moral expectations and social dispositions. Examining trigger points in online discussions helps understand why and when social media users engage in disagreements or affective political deliberations. This opens the door to modelling social media user engagement more effectively and studying the conditions and causal mechanisms that lead to negative reactions, hate speech, and abusive language in online debates.

Trigger points are related to how individuals perceive themselves in society (Mau, Lux, and Westheuser 2023). People have subjective expectations about acceptable behaviour such as explicit knowledge of law-like rules and, more importantly, implicit understanding of appropriate actions. These deeply running beliefs of what is fair and unfair

Copyright © 2022, Association for the Advancement of Artificial Intelligence (www.aaai.org). All rights reserved.

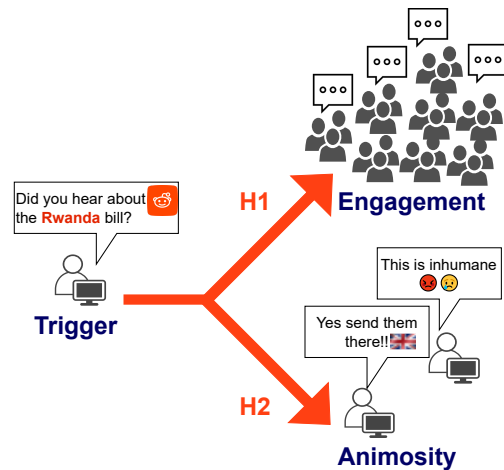


Figure 1: Consequences of trigger points. H1 refers to hypothesis 1, i.e., trigger words cause more engagement. H2 refers to hypothesis 2, i.e., trigger words cause more animosity.

constitute a moral compass fundamental to navigating the social world. People feel triggered if these normative understandings are questioned. More formally, Mau, Lux, and Westheuser (2023, 246) define trigger points as “*those moments that question what is acceptable in individuals understanding of the social contract. Trigger points jeopardise what individuals understand as the fabric of society and their own role in it.*”

Mau, Lux, and Westheuser (2023) propose four different mechanisms why trigger points affect individuals.

- **Inequality.** When expectations about equality might not be met. Either similar people are treated unequally, or, to the contrary, people who should be treated differently are treated the same. For example, social benefits might be at eye level with minimal wage earners.
- **Norm transgression.** It is the transgression of what is considered “normal” behaviour. A typical example relates to the lavish lifestyle of the privileged.
- **Slippery slope.** There could be a fear of society developing norms about appropriate behaviour that goes in subjectively undesired directions and the impression that

the individual might not have the power to do something against it. “Opening the borders so that a country could be flooded with immigrants” is an example in this context.

- **Behavioural demands.** When society may be perceived as demanding unreasonable behaviour. The role of pronouns is a point in case where the generic masculine pronouns “he/him” might trigger some, and the neutral pronoun “they/them” might trigger others.

Going against deeply held beliefs about individuals and their societal role causes discomfort. People respond to such triggers in an affective behavioural mode and increase a debate’s intensity and emotionality (Mau, Lux, and Westheuser 2023). In the social media context, we expect that this has two direct consequences (Figure 1). Trigger points lead to:

- **Hypothesis 1** more user engagement, which incites a higher number of messages;
- **Hypothesis 2** higher levels of animosity, which may lead to polarisation, negativity, anger, and hate.

In our study we focus on how individual words can already act as trigger points in online debates. We look into five trigger words (*Rwanda*, *Brexit*, *NHS*, *Vaccine*, *Feminism*) in the context of UK politics and collect >100 million related Reddit posts. We then leverage textual and Natural Language Processing (NLP) tools to look into the extent to which these words lead to potentially negative, emotional, and harmful responses, and analyse the results based on a systematic comparison between three treatment and control groups:

1. *Space*: specific subreddits we expect to be triggered by the selected words.
2. *Semantics*: words similar in meaning to the target words but without the triggering component.
3. *Time*: time periods identified as relevant for each specific trigger word.

Our results show that these trigger words cause higher levels of engagement and more animosity, measured as an increase in the controversiality, negative sentiment, anger, and hate speech in a thread.

## 2 Related Work

Trigger points (Mau, Lux, and Westheuser 2023) bear great potential to understand polarisation and division in online discussions. However, the existence or validity of the concept has not been tested on a large scale. Trigger points can be particularly relevant to work on social media. They help understand the causes of disagreements in online conversations (De Kock and Vlachos 2021) and reasons for their escalation (De Kock and Vlachos 2022; van der Meer et al. 2023). Further to triggering *ad hominem* attacks, escalation can lead to hate speech. There is, however, no unanimous agreement on how it differs from abusive, and offensive language (Basile et al. 2019; Davidson et al. 2017; Talat and Hovy 2016).

Despite the rising interest in hate speech and harmful language in social media platforms, including its implicit

	Rwanda	Brexit	NHS	Vaccine	Feminism
Inequality	✓	✓	✓	✓	
Norm transgression		✓			✓
Slippery Slope	✓	✓		✓	✓
Behavioural Demands				✓	✓

Table 1: Trigger words and their respective trigger mechanisms (described in the introduction).

forms (Ousidhoum et al. 2019; Sap et al. 2019; ElSherief et al. 2021; Ocampo et al. 2023), and dogwhistles, which are coded expressions that carry two meanings with a hateful or provocative coded one (Breitholtz and Cooper 2021), we know little about the sources of these phenomena. Examining what can trigger harmful reactions may help us make the detection process more robust and avoid the well-known problem of selection bias (Wiegand, Ruppenhofer, and Kleinbauer 2019; Ousidhoum, Song, and Yeung 2020) caused by the common data collection strategies based on hashtags (Talat and Hovy 2016) and keywords (Davidson et al. 2017).

Similarly, considering the broad array of harmful online behaviours, the wide range of elements they involve, and how they can be included in social media data (Olteanu et al. 2019), Blodgett et al. (2020) report a missing paradigm that helps assess the initial causes without mainly focusing on the performance of the detection model. Consequently, studying trigger points can help us track the origins of bias and assess whether a social media post can lead to hateful comments (Dahiya et al. 2021).

## 3 Methodology

Mau, Lux, and Westheuser (2023) developed the concept of trigger points based on qualitative interviews with focus groups to analyse the perceived polarisation of German society. We use this concept to study online communication on social media at a large scale. To critically assess its reliability, we test whether already individual words can trigger the reactions outlined in the two hypotheses, i.e., (1) more engagement and (2) animosity.

### 3.1 Term selection

We selected terms likely to provoke reactions from individuals in the United Kingdom. Specifically, we include *National Health Service (NHS)*, *Brexit*, *Rwanda*, *Vaccine*, and *Feminist/Feminism* in our study. These trigger words were chosen because they are associated with high-profile public debates, policy changes, and social movements, which have been known to provoke significant public engagement and emotional responses. Table 1 indicates the respective mechanism through which the terms may trigger individuals.

**Rwanda** Rwanda plays a particular role in the UK’s immigration policy.<sup>1</sup> Until late 2021, Rwanda was just the name

<sup>1</sup><https://www.gov.uk/government/publications/uk-rwanda-treaty-provision-of-an-asylum-partnership/uk-rwanda-treaty-provision-of-an-asylum-partnership-accessible>

of any other African country. However, with the then government, the term’s meaning changed in early 2022 and became emblematic of how the British government suggested handling asylum seekers, and the home secretary struck a deal with Rwanda: the *Migration and Economic Development Partnership*. Instead of handling asylum cases directly in the UK, migrants would be flown to Kigali, and their claims were to be processed there, in turn for US\$300m, (2.3% of Rwandan GDP) and expenses for every migrant sent (The Economist 2023). With this, *Rwanda* became a trigger word for discussions on immigration policy in the UK from 2022 onwards, particularly relating to concerns about “unfair favours towards migrants and unregulated immigration”.

**Brexit** The UK’s departure from the European Union has been controversial since its inception. Even eight years post-exit, debates persist regarding the soundness of the decision. The division among the population was already evident during the tightly contested 2016 referendum, which revealed distinct trends among various demographic groups based on location, age, and income (Arnorsson and Zoega 2018). Since the referendum, further divisions have emerged concerning the future relationship between the UK and EU (Vasilopoulou and Talving 2019). Additionally, misinformation and disinformation related to Brexit have intensified these debates (Höller 2021; Bruno, Lambiotte, and Saracco 2022). Here, considerations about treating EU migrants differently than the national population (inequality), norm transgressions of “criminal” migrants, particularly from the East of Europe, or opening the gate to “unlimited” immigration make *Brexit* a potential trigger word for analysis.

**NHS** Due to recent financial austerity measures, the UK government was accused of neglecting the health care system and reducing its budget, which leads to deteriorating services (The Guardian 2022; The Independent 2024). As a result, the NHS has become a hot topic of discussion among the UK population. Public opinion is divided, with some supporting that it receives adequate funding, while others believe it wastes resources or that its services are in decline (Gershlick, Charlesworth, and Taylor 2015). This trigger word is related to going against considerations about unequal treatment (i.e., inequality as shown in Table 1).

**Vaccine** Public vaccination programs, particularly those against COVID-19, have caused significant debate in recent years. Even after their widespread roll-out, discussions over their effectiveness and safety are ongoing. Initial reluctance was observed across various demographic segments, influenced by factors such as education level, political affiliation, and socioeconomic status (Troiano and Nardi 2021). Post-roll-out, debates have shifted to focus on issues such as the fairness of vaccine distribution and unreasonable demands for vaccination (Nichol and Mermin-Bunnell 2021). Moreover, the proliferation of misinformation and conspiracy theories regarding vaccines has further fuelled public division (Hayawi et al. 2022; Garrett and Young 2021), particularly in social media, making *Vaccine* an ideal trigger word for our study.

	Threads	Comments	Year
<b>Rwanda</b>	0.05	1.87	2020, 2022
<b>Brexit</b>	0.37	11.57	2020 - 2022
<b>NHS</b>	0.34	6.20	2020 - 2022
<b>Vaccine</b>	1.42	28.11	2019, 2022
<b>Feminism</b>	0.94	17.79	2020 - 2022
<b>EU</b>	0.2	12.4	2020 - 2022
<b>Red Cross</b>	0.02	0.2	2020 - 2022
<b>SubSaharan</b>	0.08	1.5	2020, 2022
<b>Surgery</b>	0.5	3.9	2019, 2022
<b>Woman</b>	2.1	19.3	2020 - 2022

Table 2: Numbers, in millions, of threads, comments, and time period for each trigger word.

Keyword	Subreddits
<b>Feminism</b>	AskMen, MensRights, antifeminists, AndrewTateTalk
<b>Brexit</b>	neoliberal, brexit, ireland, unitedkingdom, The_Donald, ukpolitics, tories,
<b>NHS</b>	neoliberal, CoronavirusUK, unitedkingdom, ukpolitics, tories, labourUK
<b>Rwanda</b>	neoliberal, tories, labourUK, currenteventsuk ukpolitics, uknews, unitedkingdom
<b>Vaccine</b>	conspiracy, neoliberal, unpopularopinion, antifascistsofreddit, coronavirusuncensored, CoronavirusUK, Coronavirus, wuhan_flu

Table 3: Subreddits selected for each trigger word.

**Feminism.** Misogyny can be observed on social media, where anonymity often allows users to express offensive and hateful sentiments (Barker and Jurasz 2019). Previous work has shown that women politicians and journalists tend to be harassed online every few seconds (Posetti et al. 2022).<sup>2</sup> Some social media influencers have built a large audience by sharing and promoting harmful content against women. This has led to the formation of online echo chambers (Farrell et al. 2019) where such views are amplified and propagated. Our research includes *Feminism* as a trigger word based on mechanisms related to norm transgressions, fears of a slippery slope and unreasonable behavioural demands.

### 3.2 Data collection

Our study uses data from Reddit comments in English, collected via the Pushshift API (Baumgartner et al. 2020). We searched for exact matches of specific keywords in comments, ignoring the respective case, and gathered all corresponding posts from 2019 to 2022. Subsequently, the entire discussion thread for each comment extracted was collected<sup>3</sup>. We excluded posts in languages other than English,

<sup>2</sup><https://www.amnesty.org.uk/press-releases/women-abused-twitter-every-30-seconds-new-study>

<sup>3</sup>When extracting comments for the term *woman*, we capped the maximum number of comments at 20 million due to the large volume.

	Feminist				Rwanda				Brexit				NHS				Vaccine			
	Be	Af	DiD	CI	Be	Af	DiD	CI	Be	Af	DiD	CI	Be	Af	DiD	CI	Be	Af	DiD	CI
<b>Treatment Only</b>	47	53			45	55			46	54			46	54			47	53		
<b>Space</b>	49	51	<b>4.1</b>	(3.8, 4.5)	50	50	<b>9.7</b>	(8.2, 11.3)	49	51	<b>6.3</b>	(6.1, 6.6)	49	51	<b>6.1</b>	(5.7, 6.4)	49	51	<b>4.1</b>	(3.5, 3.9)
<b>Semantic</b>	48	52	<b>4.6</b>	(3.9, 5.2)	50	50	<b>9.8</b>	(6.6, 14.9)	47	53	<b>3.2</b>	(2.6, 3.7)	53	47	<b>13.4</b>	(8.7, 18.1)	49	51	<b>5.0</b>	(3.1, 6.9)
<b>Temporal</b>			-		49	51	<b>7.2</b>	(2.9, 11.6)			-				-		50	50	<b>5.9</b>	(4.1, 7.6)

Table 4: Percentage of comments per thread before and after each trigger appearance (Hypothesis 1). Difference in Difference (DiD) and 95% confidence interval (CI) included for the Control, Space and Semantics, comparisons. Bold scores indicate statistically significant results. Detailed distribution of comments can be seen in Appendix B, see Figure 7.

as identified with fastText-based language identifier (Bojanowski et al. 2017). Posts marked as “[deleted]” by the API were also removed. Following this, only threads that contained posts before and after the appearance of the target keywords were retained, as it is crucial to analyse the potential differences before and after the appearance of a given trigger point. As a final filtering step, and considering the fast-paced nature of Reddit, we limited our analysis to posts occurring 30 minutes before and 30 minutes after the first mention of the triggering word. Table 2 shows the total number of comments, threads, and comments with triggers collected for each trigger point and the time period they were gathered.

### 3.3 Research design

We identify the causal effect of trigger points with the difference-in-difference estimator (Angrist and Pischke 2009; Card and Krueger 1994). This estimator is based on systematically comparing a treatment and a control group. It calculates the causal effect of an intervention as the difference before and after the intervention in the treatment group minus the difference before and after the intervention in the control group. In our context, we expect users in the treatment group to be highly likely to be triggered by the respective terms and those in the control group to be much less triggered by the respective words.

**Control groups** We systematically compare treatment and control groups along three different dimensions.

**1. Space** Discussions on Reddit are structured in different fora, also called subreddits. Aiming to investigate the different effects a trigger word might have on specific subsets of users, we define the treatment group as a set of popular subreddits related to the trigger word (Table 3). We compare them with discussions in a control group, i.e., the rest of Reddit with many non-domain specific subreddits.

**2. Semantics** We also compare trigger words with a term that shares a similar meaning without going against the deeper underlying transgressions that incite trigger responses. To members of the subreddits in Table 3, using an explicit trigger word or its more harmless control term should make a real difference. We define related control group words and contrast *woman* to *Feminism/Feminist*, *Red Cross* to *NHS*, *EU/European Union* to *Brexit*, *surgery* to *vaccine*, and names of Rwanda’s neighbouring countries<sup>4</sup> to

<sup>4</sup>Burundi, Tanzania, Congo, Democratic Republic of Congo, Uganda, Kenya, and Zambia.

*Rwanda*.

**3. Time** In the third experiment, we make use of the fact that two of our terms—*Vaccine* and *Rwanda*—only became explicit trigger words at specific points in time. For “Rwanda” we compare discussions in subreddits likely to incite reactions in 2020 to discussions in 2022. For *Vaccine* we compare threads from 2019 (before the COVID-19 pandemic) to 2022’s (post COVID-19 pandemic). Again, we expect that users from the subreddits in Table 3 are triggered by those only in 2022 but not in the respective earlier years.

**Statistical analysis** We use the difference-in-difference (DiD) estimator to analyse the causal effect of the trigger word on different online behaviours. The idea behind the DiD estimator is to compare the outcome change between the treatment and control groups before and after the trigger word. Specifically, we calculate the difference in the average outcome change for the treatment group before and after the trigger word and then subtract the difference in the average outcome change for the control group. If the treatment has a causal effect, we expect a larger change for the treatment group than for the control group. For each thread, we normalise by the actual number of messages, and calculate the share of messages before and after the appearance of the trigger word. To estimate the causal effect, we specify the DiD as an OLS regression (Angrist and Pischke 2009):

$$\text{proportion} \sim \text{trigger\_dummy} + \text{treatment\_dummy} + \text{interaction}$$

where *proportion* is the per-thread-normalised target feature and the interaction term is given by

$$\text{interaction} = \text{trigger\_dummy} \times \text{treatment\_dummy}.$$

### 3.4 Features

We annotate several features to examine our initial hypotheses and study the impact of trigger words in online discussions. We simply use post counts for the first hypothesis (H1) related to user engagement. The second hypothesis (H2) requires a measure of animosity. To identify relevant features that can operationalise animosity, we build on various language models that follow the RoBERTa architecture (Liu et al. 2019) and are trained on social media corpora, specifically X (Twitter). Even though posts on Reddit tend to be longer than on X, the posts on both platforms share many similarities, e.g., the use of slang, emojis, unstructured text. Hence, we expect the trained models to perform well in either context (Priya et al. 2019).

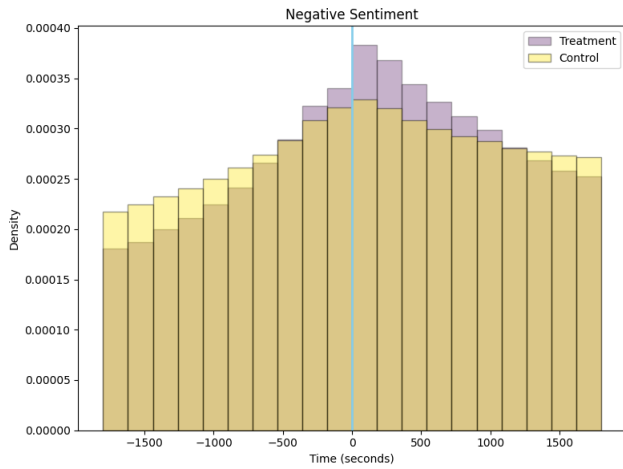


Figure 2: Distribution of negatively charged comments for the treatment and control (space) groups of *Vaccine* as a trigger word.

**User engagement (Hypothesis 1)** Our first Hypothesis suggests that trigger words lead to higher user engagement. We simply rely on the number of posts to investigate this. That is, we expect to see an uptick in message frequency after the trigger words are mentioned for the first time in a thread.

**Animosity (Hypothesis 2)** Hypothesis 2 suggests that trigger words cause more animosity in a debate. We operationalise this with controversial comments, the presence a negative sentiment, anger, and different forms of hate speech.

**Controversiality** We examine whether a comment is controversial using the Reddit controversiality feature. Reddit offers a measure that identifies a comment as controversial if it receives similar amounts of upvotes and downvotes. This metric is based on the users’ approval, so care must be taken when considering already controversial subreddits. We expect trigger words to cause more controversiality.

**Sentiment analysis** For sentiment analysis, we rely on the model *twitter-roberta-base-sentiment-latest* (Loureiro et al. 2022) which identifies a post as *negative*, *neutral*, or *positive*. This model has been fine-tuned for sentiment analysis using the SemEval 2017 Sentiment Analysis dataset (Rosenthal, Farra, and Nakov 2019). The sentiment in social media content has often been used to gain insights into the information related to controversial topics such as vaccination (Melton et al. 2021), politics (Guimaraes et al. 2019), and gender biases (Marjanovic, Stańczak, and Augenstein 2022). We expect trigger words to cause more negative sentiments.

**Negative emotions** We rely on *twitter-roberta-base-emotion-multilabel-latest* (Camacho-Collados et al. 2022) to assign one or more emotions to each tweet. This model is trained with data from the Semeval 2018 Affect in Tweets task (Mohammad et al. 2018), covering 11 different emo-

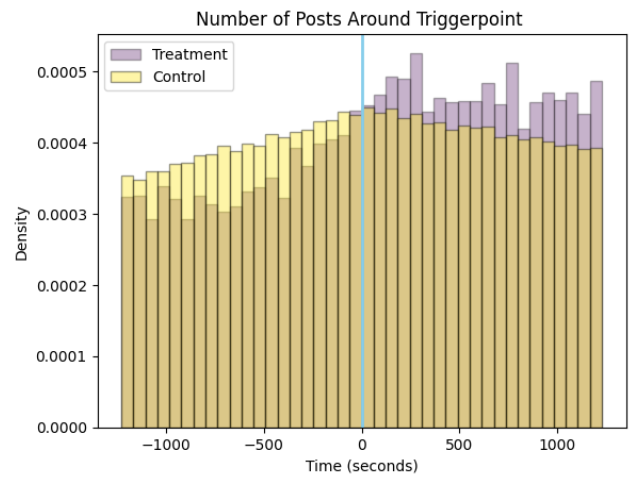


Figure 3: Distribution of comments in the treatment and control groups (space) for the trigger word *Rwanda*.

tions<sup>5</sup>). For our analysis we focus on anger specifically, and we expect to observe more anger after a trigger word.

**Hate speech** Finally, we use the *twitter-roberta-base-hate-multiclass* model (Antypas and Camacho-Collados 2023) to detect hate speech. It is trained on a combination of 13 different hate speech Twitter datasets and can predict hate towards seven target groups<sup>6</sup>). The inclusion of hate speech detection as a feature is motivated by previous research revealing hateful trends in topics such as politics (Rieger et al. 2021), women’s rights (Farrell et al. 2019), and health issues (Walter et al. 2022). Considering the connotations of some of the triggers, we specifically focus on sexism for *Feminism/Feminist*, racism for *Rwanda*, while we consider all hateful comments jointly for *NHS*, *Brexit* and *Vaccine*.

## 4 Results

In this section, we present the results for the two hypotheses tested in this paper.

### 4.1 User engagement (Hypothesis 1)

Our initial hypothesis is that if trigger words significantly influence online discussions, there should be more messages after mentioning these terms. The DiD estimate reveals significant differences between the frequency of comments in the treatment and control groups for all our trigger words (Table 4).

In the treatment-only subset, the difference between user engagement before and after the trigger word is apparent for all the terms we selected. It is largest with *Rwanda* where we observe a 10%-points (Table 4) increase. To identify the causal effect of the trigger word, we compare the difference in the treatment group to the difference in the control group. In every setting, we observe a significant difference in the number of comments in the threads between the treatment

<sup>5</sup>Detailed list of emotions can be found in Appendix A.1

<sup>6</sup>Detailed list of categories can be found in Appendix A.2

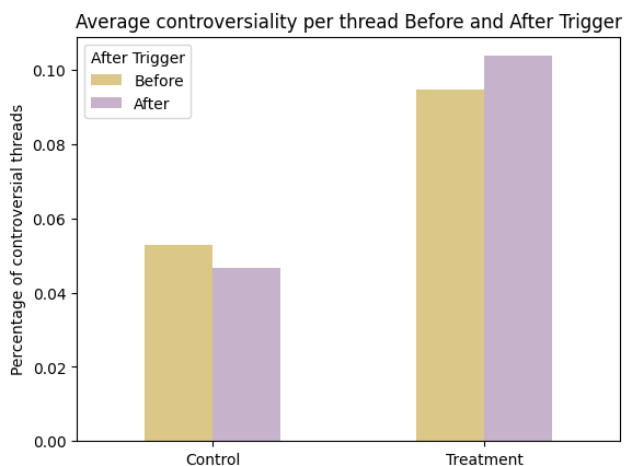


Figure 4: Average controversiality per thread for for the treatment and control (space) groups of *Rwanda*.

and control subsets, with the frequency of comments in the treatment group increasing by a larger factor according to the DiD estimate. The lowest value is a 3.2%-point increase for the semantic comparison in *Brexit*. The largest increase is for *NHS* in the semantic control group, where we observe a 13.4% point increase.

When examining comment frequency across various control groups, the impact of specific trigger words becomes more apparent. For instance, Figure 3 illustrates the distribution of comments related to the trigger *Rwanda* in the space related experiment. It shows the overall number of messages across all threads. This trigger word leads to varying levels of engagement across different Reddit communities, with a notable increase in comments in identified communities where *Rwanda* is more controversial. Similar patterns are also observed in the semantic and temporal control groups for *Rwanda* (Appendix B, Figure 9).

Overall, our analysis of the influence of trigger words across different control groups indicates a clear increase in engagement for each trigger word analysed, confirming our initial hypothesis on the effect of trigger words on online discussions.

## 4.2 Animosity (Hypothesis 2)

Our second hypothesis suggests that trigger words may increase the frequency of polarising messages and induce animosity in the discussion.

**Controversiality.** We analyse the average controversiality of each thread and compare the proportion of controversial threads before and after the introduction of the trigger words. Our results (Table 5) indicate that, in general, there is an increase in controversial comments following each trigger word. Most terms display a statistically significant increase of DiD estimates when considering controversial messages in the treatment and control groups with the biggest difference observed on the semantic comparison for *Rwanda*, with a causal effect of 6.6% points.

However, significant differences in controversiality do not appear across all settings. Notably, there seems to be no increase in controversial comments when considering *Feminism*, and in the temporal and semantic settings for *Vaccine* and *NHS*, respectively.

Figure 4 shows the percentages of controversial threads related to the trigger word *Rwanda* in both the space control and treatment groups, before and after its occurrence. The data indicates a noticeable increase in thread controversiality caused by the trigger word, reflected by a DiD estimate of 2.3% points. A similar trend is seen in both the semantic and temporal control settings, as documented in Appendix B, Figure 8).

**Sentiment & emotion.** We further investigate the effect trigger words have on sentiment and emotion. Based on our hypothesis, trigger words cause users to express more negatively charged emotions. In our analysis, we focus on the presence of negative sentiment and, more narrowly, the presence of anger in emotions.

When considering the negatively charged comments of the treatment and control groups for each trigger word, Table 5 indicates a clear trend. We observe a significant increase in comments conveying a negative sentiment after the trigger word appears in 11 of the 12 settings tested, with the sole exception being the semantics comparison for *NHS*. The biggest effect in sentiment, with a DiD estimate of 5.5% points, appears for the *Rwanda* trigger word within both the space and semantics control groups.

Let us consider the *vaccine* trigger, Figure 2, as an example. Here, we again plot the overall number of messages we observe. Both treatment and space control groups exhibit a similar pattern of negative sentiment density as time approaches the trigger word, with an increase in negative sentiment just before and after the trigger word is mentioned. However, the treatment group shows more messages than the control group, suggesting that introducing the trigger words affects the expression of negative sentiment.

Similarly to the increase in negative sentiment, trigger words systematically cause more anger. We observe a positive causal effect in all conditions, with only 3 non-significant effects. Substantively, we measure a causal effect that ranges from 1.4% points more anger (*Feminist*) to 5.5% points (*Vaccine semantic comparison*). As another visual example, the overall number of posts expressing anger in the *Vaccine* treatment and space control groups increase significantly following the appearance of the trigger word, as shown in Figure 5. This is further confirmed by the DiD estimates, which indicate a significant difference in anger-related comments in 9 out of 12 cases.

**Hate speech.** As a final indicator of animosity, we also consider hate speech. In our analysis, we use any kind of hate speech for *Brexit*, *NHS*, and *Vaccine*, and the more domain-specific racism-related hate speech for *Rwanda* and sexism-related hate speech for *Feminism*. As seen from Table 5, the impact of trigger words regarding the occurrence of hateful comments is not as prevalent as anger and negative sentiment. We observe significant effects in those areas where we can count on a domain-specific hate speech

Trigger	Setting	Feature	DiD	CI
Brexit	Space	Contr	<b>1.0</b>	(0.8, 1.3)
		N.Sent	<b>3.3</b>	(3.0, 3.5)
		Anger	<b>2.7</b>	(2.4, 3.0)
		Hate	-0.1	(-0.5, 0.4)
	Semantics	Contr	<b>1.4</b>	(0.7, 2.1)
		N.Sent	<b>2.6</b>	(2.0, 3.1)
		Anger	<b>3.8</b>	(2.1, 5.5)
		Hate	-0.5	(-1.9, 0.9)
Feminist	Space	Contr	0.3	(-0.2, 0.8)
		N.Sent	<b>2.6</b>	(2.2, 3.0)
		Anger	<b>1.4</b>	(1.0, 1.9)
		Sexism	<b>0.6</b>	(0.1, 1.1)
	Semantics	Contr	0.1	(-0.8, 1.1)
		N.Sent	<b>3.0</b>	(2.3, 3.6)
		Anger	<b>1.4</b>	(1.0, 1.9)
		Sexism	<b>1.4</b>	(0.5, 2.3)
NHS	Space	Contr	<b>1.1</b>	(0.7, 1.4)
		N.Sent	<b>3.1</b>	(2.8, 3.5)
		Anger	<b>2.7</b>	(2.3, 3.1)
		Hate	-0.3	(-0.9, 0.3)
	Semantics	Contr	4.5	(-3.2, 12.2)
		N.Sent	3.5	(-1.2, 8.3)
		Anger	4.2	(-11.6, 20.0)
		Hate	-1.4	(-12.5, 9.6)

Trigger	Setting	Feature	DiD	CI
Rwanda	Space	Contr	<b>2.3</b>	(0.8, 3.7)
		N.Sent	<b>5.5</b>	(4.0, 6.9)
		Anger	<b>4.0</b>	(2.7, 5.3)
		Racism	<b>1.8</b>	(0.0, 3.6)
	Semantics	Contr	<b>6.6</b>	(0.2, 13.0)
		N.Sent	<b>5.5</b>	(1.5, 9.6)
		Anger	5	(-4.6, 14.6)
		Racism	14.6	(-0.7, 29.9)
	Temporal	Contr	<b>5.9</b>	(0.5, 11.3)
		N.Sent	<b>4.8</b>	(0.8, 8.8)
		Anger	2.8	(-1.0, 6.6)
		Racism	0.9	(-11.1, 12.8)
Vaccine	Space	Contr	<b>1.5</b>	(1.3, 1.8)
		N.Sent	<b>3.0</b>	(2.8, 3.2)
		Anger	<b>2.0</b>	(1.7, 2.2)
		Hate	<b>0.4</b>	(0.0, 0.8)
	Semantics	Contr	<b>2.2</b>	(1.1, 3.4)
		N.Sent	<b>5.4</b>	(4.7, 6.1)
		Anger	<b>4.4</b>	(1.6, 7.2)
		Hate	-0.7	(-2.4, 0.9)
Temporal	Contr	-0.3	(-3.0, 2.3)	
	N.Sent	<b>2.9</b>	(1.4, 4.4)	
	Anger	<b>5.5</b>	(1.4, 9.6)	
	Hate	-2.0	(-5.3, 1.3)	

Table 5: Difference in Difference (DiD) scores along with the 95% confidence intervals (CI) for each setting tested. Bold scores indicate statistically significant results.

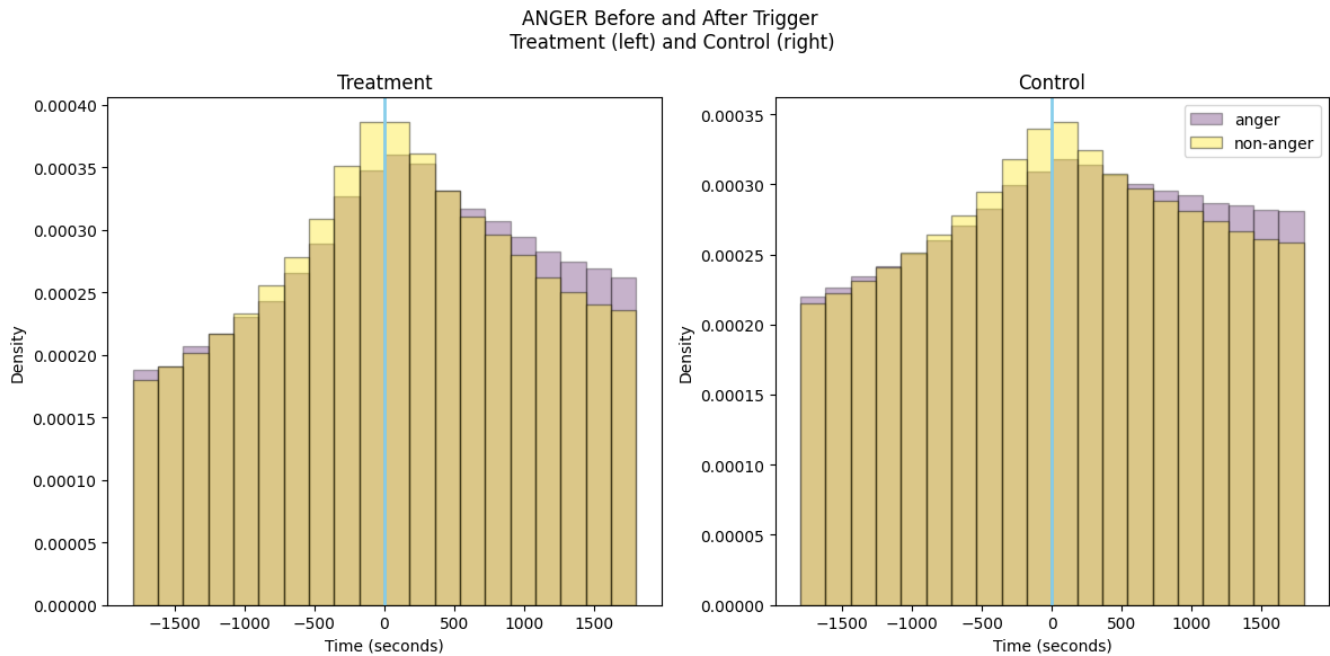


Figure 5: Distribution of anger and non-anger comments for the treatment and control (space) groups of *Vaccine* trigger word.

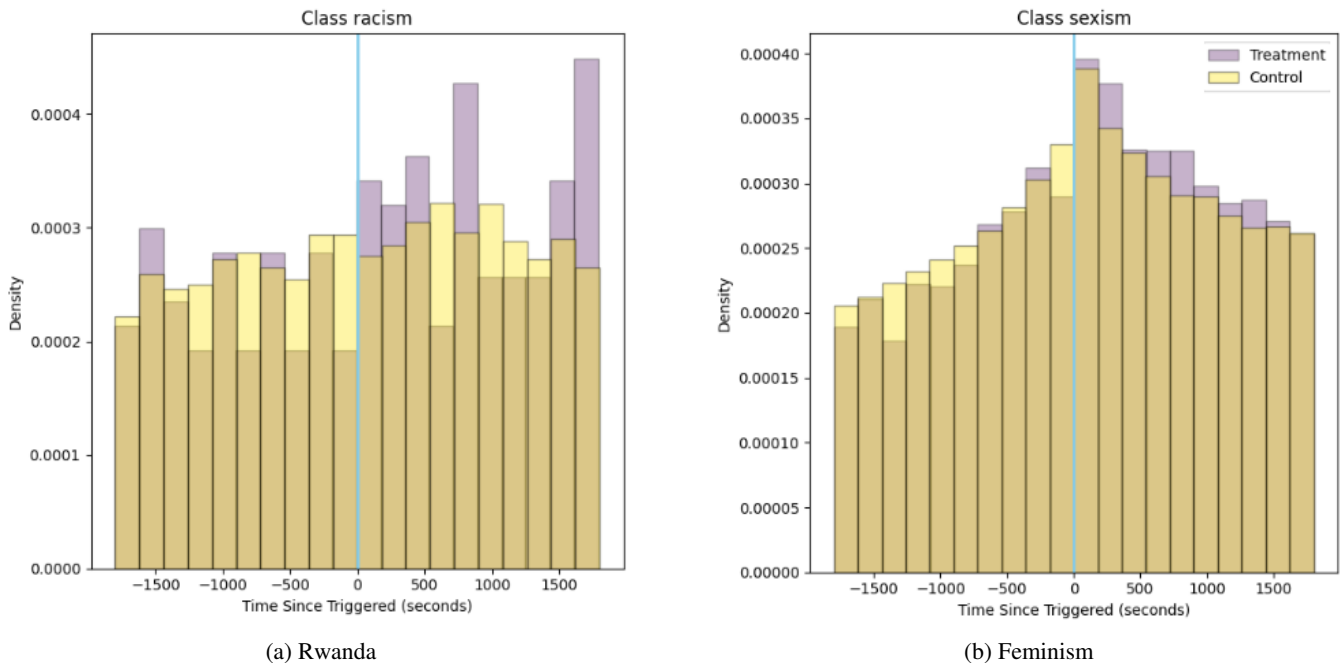


Figure 6: Distribution of hateful comments in the treatment and control groups (Space) of the trigger points *Rwanda* and *Feminism*.

measure, i.e., in the cases of *Feminism* (space and semantic comparison) and *Rwanda* (space group).

We exemplify our findings again in a visualisation, where we consider all messages irrespective of the thread they are posted in. We observe a distinct pattern, particularly in the context of *Rwanda* and *Feminism* where the volume of hateful content increases post-trigger. Figure 6 reveals the prevalence of racist and sexist comments within the treatment groups when compared to their control counterparts in regards to space.

## 5 Conclusion

In this paper, we introduce the concept of trigger words, and study how they affect social media conversations. We reported empirical evidence based on a large-scale study on Reddit using five trigger words (*Rwanda*, *Feminism*, *Brexit*, *NHS* and *Vaccine*). In short, we find that trigger words cause more user engagement, but that this activity is marked by higher levels of animosity.

Our findings confirm the first Hypothesis (H1), which suggests more user interaction after the appearance of a trigger word. We consistently observe more posts for all trigger words and across all control settings. Regarding our second hypothesis (H2), which concerns the impact of trigger words on the animosity of the ensuing discussions, we examined four different features that can indicate such effects. Controversiality, negative sentiment, and anger all show strong evidence that trigger words influence the discussion along those lines. We also investigated the causal effect of trigger words on hate speech. Where we could rely on a model that is capable of identifying domain-specific forms of hate

speech—Sexism in the case of *Feminism* and Racism in the case of *Rwanda*—we find evidence that suggest trigger words play a causal role, here, too.

## 6 Limitations

Despite potentially more accurate results, we refrained from using large language models (LLMs) for feature extraction mainly due to the vast size of our dataset (>100 million entries). Using LLMs would have significantly increased the computational and financial cost and the ecological impact of our experiments. Moreover, existing literature indicates that the zero-shot capabilities of LLMs do not consistently outperform smaller models for specific social media tasks like ours (Antypas et al. 2023).

Selecting words as trigger points and the subreddits for analysing them offers room for improvement. The chosen subreddits may not fully represent the broader range of discussions these trigger words could provoke across the diverse Reddit community.

The goal of this paper is to verify trigger words as a concept. As such, we identify and manually select a few words as candidates according to our own expertise and social science literature. If we do not find evidence for the effects of trigger words in these easy cases, it would not make sense to study trigger words and their effects any further.

## 7 Ethics Statement

All the data utilised in our research is sourced from publicly available information or collected using the official Reddit API. All the information is provided in an aggregated fashion, without reporting sensitive information from individual



users.

The automatic methods used can be abused by those with the power to repress people with opposing opinions. Hence, we offer a comprehensive study but do not share our data publicly to avoid potential misuse or commercial use. Researchers interested in replicating our experiments can contact us directly.

## References

- Angrist, J. D.; and Pischke, J.-S. 2009. *Mostly Harmless Econometrics: An Empiricist's Companion*. Princeton university press.
- Antypas, D.; and Camacho-Collados, J. 2023. Robust Hate Speech Detection in Social Media: A Cross-Dataset Empirical Evaluation. In *The 7th Workshop on Online Abuse and Harms (WOAH)*, 231–242.
- Antypas, D.; Ushio, A.; Barbieri, F.; Neves, L.; Rezaee, K.; Espinosa-Anke, L.; Pei, J.; and Camacho-Collados, J. 2023. SuperTweetEval: A Challenging, Unified and Heterogeneous Benchmark for Social Media NLP Research. In Bouamor, H.; Pino, J.; and Bali, K., eds., *Findings of the Association for Computational Linguistics: EMNLP 2023*, 12590–12607. Singapore: Association for Computational Linguistics.
- Arnorsson, A.; and Zoega, G. 2018. On the causes of Brexit. *European Journal of Political Economy*, 55: 301–323.
- Barker, K.; and Jurasz, O. 2019. Online misogyny. *Journal of International Affairs*, 72(2): 95–114.
- Basile, V.; Bosco, C.; Fersini, E.; Nozza, D.; Patti, V.; Rangel Pardo, F. M.; Rosso, P.; and Sanguinetti, M. 2019. SemEval-2019 Task 5: Multilingual Detection of Hate Speech Against Immigrants and Women in Twitter. In *Proceedings of the 13th International Workshop on Semantic Evaluation*, 54–63. Minneapolis, Minnesota, USA: Association for Computational Linguistics.
- Baumgartner, J.; Zannettou, S.; Keegan, B.; Squire, M.; and Blackburn, J. 2020. The pushshift reddit dataset. In *Proceedings of the international AAAI conference on web and social media*, volume 14, 830–839.
- Blodgett, S. L.; Barocas, S.; Daumé III, H.; and Wallach, H. 2020. Language (Technology) is Power: A Critical Survey of “Bias” in NLP. In *Proceedings of the 58th Annual Meeting of the Association for Computational Linguistics*, 5454–5476. Online: Association for Computational Linguistics.
- Bojanowski, P.; Grave, E.; Joulin, A.; and Mikolov, T. 2017. Enriching Word Vectors with Subword Information. *Transactions of the Association for Computational Linguistics*, 5: 135–146.
- Breitholtz, E.; and Cooper, R. 2021. Dogwhistles as Inferences in Interaction. In *Proceedings of the Reasoning and Interaction Conference (ReInAct 2021)*, 40–46. Gothenburg, Sweden: Association for Computational Linguistics.
- Bruno, M.; Lambiotte, R.; and Saracco, F. 2022. Brexit and bots: characterizing the behaviour of automated accounts on Twitter during the UK election. *EPJ Data Science*, 11(1): 17.
- Camacho-Collados, J.; Rezaee, K.; Riahi, T.; Ushio, A.; Loureiro, D.; Antypas, D.; Boisson, J.; Anke, L. E.; Liu, F.; and Martínez-Cámara, E. 2022. TweetNLP: Cutting-Edge Natural Language Processing for Social Media. In *Proceedings of the The 2022 Conference on Empirical Methods in Natural Language Processing: System Demonstrations*, 38–49.
- Card, D.; and Krueger, A. B. 1994. Minimum Wages and Employment: A Case Study of the Fast-Food Industry in New Jersey and Pennsylvania. *The American Economic Review*, 84(4): 772–793.
- Dahiya, S.; Sharma, S.; Sahnan, D.; Goel, V.; Chouzenoux, E.; Elvira, V.; Majumdar, A.; Bandhakavi, A.; and Chakraborty, T. 2021. Would your tweet invoke hate on the fly? forecasting hate intensity of reply threads on twitter. In *Proceedings of the 27th ACM SIGKDD Conference on Knowledge Discovery & Data Mining*, 2732–2742.
- Davidson, T.; Warmusley, D.; Macy, M.; and Weber, I. 2017. Automated hate speech detection and the problem of offensive language. In *Proceedings of the international AAAI conference on web and social media*, volume 11, 512–515.
- De Kock, C.; and Vlachos, A. 2021. I Beg to Differ: A study of constructive disagreement in online conversations. In *Proceedings of the 16th Conference of the European Chapter of the Association for Computational Linguistics: Main Volume, 2017–2027*. Online: Association for Computational Linguistics.
- De Kock, C.; and Vlachos, A. 2022. How to disagree well: Investigating the dispute tactics used on Wikipedia. In Goldberg, Y.; Kozareva, Z.; and Zhang, Y., eds., *Proceedings of the 2022 Conference on Empirical Methods in Natural Language Processing*, 3824–3837. Abu Dhabi, United Arab Emirates: Association for Computational Linguistics.
- ElSherief, M.; Ziems, C.; Muchlinski, D.; Anupindi, V.; Seybolt, J.; De Choudhury, M.; and Yang, D. 2021. Latent Hatred: A Benchmark for Understanding Implicit Hate Speech. In *Proceedings of the 2021 Conference on Empirical Methods in Natural Language Processing*, 345–363. Online and Punta Cana, Dominican Republic: Association for Computational Linguistics.
- Farrell, T.; Fernandez, M.; Novotny, J.; and Alani, H. 2019. Exploring misogyny across the manosphere in reddit. In *Proceedings of the 10th ACM conference on web science*, 87–96.
- Garett, R.; and Young, S. D. 2021. Online misinformation and vaccine hesitancy. *Translational behavioral medicine*, 11(12): 2194–2199.
- Gershlick, B.; Charlesworth, A.; and Taylor, E. 2015. Public attitudes to the NHS. *London: The Health Foundation*.
- Guimaraes, A.; Balalau, O.; Terolli, E.; and Weikum, G. 2019. Analyzing the traits and anomalies of political discussions on reddit. In *Proceedings of the International AAAI Conference on Web and Social Media*, volume 13, 205–213.
- Hayawi, K.; Shahriar, S.; Serhani, M. A.; Taleb, I.; and Mathew, S. S. 2022. ANTi-Vax: a novel Twitter dataset for COVID-19 vaccine misinformation detection. *Public health*, 203: 23–30.

- Höller, M. 2021. The human component in social media and fake news: the performance of UK opinion leaders on Twitter during the Brexit campaign. *European Journal of English Studies*, 25(1): 80–95.
- Liu, Y.; Ott, M.; Goyal, N.; Du, J.; Joshi, M.; Chen, D.; Levy, O.; Lewis, M.; Zettlemoyer, L.; and Stoyanov, V. 2019. Roberta: A robustly optimized bert pretraining approach. *arXiv preprint arXiv:1907.11692*.
- Loureiro, D.; Barbieri, F.; Neves, L.; Espinosa Anke, L.; and Camacho-collados, J. 2022. TimeLMs: Diachronic Language Models from Twitter. In *Proceedings of the 60th Annual Meeting of the Association for Computational Linguistics: System Demonstrations*, 251–260. Dublin, Ireland: Association for Computational Linguistics.
- Marjanovic, S.; Stańczak, K.; and Augenstein, I. 2022. Quantifying gender biases towards politicians on Reddit. *PloS one*, 17(10): e0274317.
- Mau, S.; Lux, T.; and Westheuser, L. 2023. Triggerpunkte: Konsens und Konflikt in der Gegenwartsgesellschaft. (*No Title*).
- Melton, C. A.; Olusanya, O. A.; Ammar, N.; and Shaban-Nejad, A. 2021. Public sentiment analysis and topic modeling regarding COVID-19 vaccines on the Reddit social media platform: A call to action for strengthening vaccine confidence. *Journal of Infection and Public Health*, 14(10): 1505–1512.
- Mohammad, S.; Bravo-Marquez, F.; Salameh, M.; and Kiritchenko, S. 2018. Semeval-2018 task 1: Affect in tweets. In *Proceedings of the 12th international workshop on semantic evaluation*, 1–17.
- Nichol, A. A.; and Mermin-Bunnell, K. M. 2021. The ethics of COVID-19 vaccine distribution. *Journal of Public Health Policy*, 42(3): 514–517.
- Ocampo, N. B.; Sviridova, E.; Cabrio, E.; and Villata, S. 2023. An In-depth Analysis of Implicit and Subtle Hate Speech Messages. In Vlachos, A.; and Augenstein, I., eds., *Proceedings of the 17th Conference of the European Chapter of the Association for Computational Linguistics*, 1997–2013. Dubrovnik, Croatia: Association for Computational Linguistics.
- Olteanu, A.; Castillo, C.; Diaz, F.; and Kıcıman, E. 2019. Social data: Biases, methodological pitfalls, and ethical boundaries. *Frontiers in big data*, 2: 13.
- Ousidhoum, N.; Lin, Z.; Zhang, H.; Song, Y.; and Yeung, D.-Y. 2019. Multilingual and Multi-Aspect Hate Speech Analysis. In *Proceedings of the 2019 Conference on Empirical Methods in Natural Language Processing and the 9th International Joint Conference on Natural Language Processing (EMNLP-IJCNLP)*, 4675–4684. Hong Kong, China: Association for Computational Linguistics.
- Ousidhoum, N.; Song, Y.; and Yeung, D.-Y. 2020. Comparative Evaluation of Label-Agnostic Selection Bias in Multilingual Hate Speech Datasets. In *Proceedings of the 2020 Conference on Empirical Methods in Natural Language Processing (EMNLP)*, 2532–2542. Online: Association for Computational Linguistics.
- Posetti, J.; Shabbir, N.; Douglas, O.; and Gardiner, B. 2022. The chilling: A global study of online violence against women journalists.
- Priya, S.; Sequeira, R.; Chandra, J.; and Dandapat, S. K. 2019. Where should one get news updates: Twitter or Reddit. *Online Social Networks and Media*, 9: 17–29.
- Rieger, D.; Kümpel, A. S.; Wich, M.; Kiening, T.; and Groh, G. 2021. Assessing the extent and types of hate speech in fringe communities: A case study of alt-right communities on 8chan, 4chan, and Reddit. *Social Media+ Society*, 7(4): 20563051211052906.
- Rosenthal, S.; Farra, N.; and Nakov, P. 2019. SemEval-2017 task 4: Sentiment analysis in Twitter. *arXiv preprint arXiv:1912.00741*.
- Sap, M.; Rashkin, H.; Chen, D.; Le Bras, R.; and Choi, Y. 2019. Social IQa: Commonsense Reasoning about Social Interactions. In *Proceedings of the 2019 Conference on Empirical Methods in Natural Language Processing and the 9th International Joint Conference on Natural Language Processing (EMNLP-IJCNLP)*, 4463–4473. Hong Kong, China: Association for Computational Linguistics.
- Talat, Z.; and Hovy, D. 2016. Hateful Symbols or Hateful People? Predictive Features for Hate Speech Detection on Twitter. In *North American Chapter of the Association for Computational Linguistics*.
- The Economist. 2023. How a Rwandan gambit consumed the Conservative Party. <https://www.economist.com/britain/2023/12/13/how-a-rwandan-gambit-consumed-the-conservative-party>. Accessed: 2024-4-13.
- The Guardian. 2022. Decade of neglect means NHS unable to tackle care backlog, report says. <https://www.theguardian.com/society/2022/dec/12/decade-of-neglect-means-nhs-unable-to-tackle-care-backlog-report-says>. Accessed: 2024-04-22.
- The Independent. 2024. Jeremy Hunt Warned of £2bn Real-Term Cuts to NHS Funding. Accessed: 2024-04-22.
- Troiano, G.; and Nardi, A. 2021. Vaccine hesitancy in the era of COVID-19. *Public health*, 194: 245–251.
- van der Meer, M.; Vossen, P.; Jonker, C.; and Murukanniah, P. 2023. Do Differences in Values Influence Disagreements in Online Discussions? In Bouamor, H.; Pino, J.; and Bali, K., eds., *Proceedings of the 2023 Conference on Empirical Methods in Natural Language Processing*, 15986–16008. Singapore: Association for Computational Linguistics.
- Vasilopoulou, S.; and Talving, L. 2019. British public opinion on Brexit: Controversies and contradictions. *European Political Science*, 18: 134–142.
- Walter, D.; Ophir, Y.; Lokmanoglu, A. D.; and Pruden, M. L. 2022. Vaccine discourse in white nationalist online communication: A mixed-methods computational approach. *Social Science & Medicine*, 298: 114859.
- Wiegand, M.; Ruppenhofer, J.; and Kleinbauer, T. 2019. Detection of Abusive Language: the Problem of Biased Datasets. In *Proceedings of the 2019 Conference of the*

*North American Chapter of the Association for Computational Linguistics: Human Language Technologies, Volume 1 (Long and Short Papers)*, 602–608. Minneapolis, Minnesota: Association for Computational Linguistics.

## 8 Paper Checklist

1. For most authors...
  - (a) Would answering this research question advance science without violating social contracts, such as violating privacy norms, perpetuating unfair profiling, exacerbating the socio-economic divide, or implying disrespect to societies or cultures? Yes
  - (b) Do your main claims in the abstract and introduction accurately reflect the paper’s contributions and scope? Yes
  - (c) Do you clarify how the proposed methodological approach is appropriate for the claims made? Yes
  - (d) Do you clarify what are possible artifacts in the data used, given population-specific distributions? Yes
  - (e) Did you describe the limitations of your work? Yes
  - (f) Did you discuss any potential negative societal impacts of your work? Yes
  - (g) Did you discuss any potential misuse of your work? Yes
  - (h) Did you describe steps taken to prevent or mitigate potential negative outcomes of the research, such as data and model documentation, data anonymization, responsible release, access control, and the reproducibility of findings? Yes
  - (i) Have you read the ethics review guidelines and ensured that your paper conforms to them? Yes
2. Additionally, if your study involves hypotheses testing...
  - (a) Did you clearly state the assumptions underlying all theoretical results? Yes
  - (b) Have you provided justifications for all theoretical results? Yes
  - (c) Did you discuss competing hypotheses or theories that might challenge or complement your theoretical results? NA
  - (d) Have you considered alternative mechanisms or explanations that might account for the same outcomes observed in your study? Yes
  - (e) Did you address potential biases or limitations in your theoretical framework? Yes
  - (f) Have you related your theoretical results to the existing literature in social science? Yes
  - (g) Did you discuss the implications of your theoretical results for policy, practice, or further research in the social science domain? Yes
3. Additionally, if you are including theoretical proofs...
  - (a) Did you state the full set of assumptions of all theoretical results? NA
  - (b) Did you include complete proofs of all theoretical results? NA
4. Additionally, if you ran machine learning experiments...
  - (a) Did you include the code, data, and instructions needed to reproduce the main experimental results (either in the supplemental material or as a URL)? NO: The code used in the experiments will be released upon acceptance. While the data will be shared upon request (due to size).
  - (b) Did you specify all the training details (e.g., data splits, hyperparameters, how they were chosen)? NA
  - (c) Did you report error bars (e.g., with respect to the random seed after running experiments multiple times)? Yes
  - (d) Did you include the total amount of compute and the type of resources used (e.g., type of GPUs, internal cluster, or cloud provider)? Yes
  - (e) Do you justify how the proposed evaluation is sufficient and appropriate to the claims made? Yes
  - (f) Do you discuss what is “the cost“ of misclassification and fault (in)tolerance? Yes
5. Additionally, if you are using existing assets (e.g., code, data, models) or curating/releasing new assets, **without compromising anonymity**...
  - (a) If your work uses existing assets, did you cite the creators? Yes
  - (b) Did you mention the license of the assets? NA
  - (c) Did you include any new assets in the supplemental material or as a URL? No
  - (d) Did you discuss whether and how consent was obtained from people whose data you’re using/curating? NA
  - (e) Did you discuss whether the data you are using/curating contains personally identifiable information or offensive content? Yes
  - (f) If you are curating or releasing new datasets, did you discuss how you intend to make your datasets FAIR? NA
  - (g) If you are curating or releasing new datasets, did you create a Datasheet for the Dataset? NA
6. Additionally, if you used crowdsourcing or conducted research with human subjects, **without compromising anonymity**...
  - (a) Did you include the full text of instructions given to participants and screenshots? NA
  - (b) Did you describe any potential participant risks, with mentions of Institutional Review Board (IRB) approvals? NA
  - (c) Did you include the estimated hourly wage paid to participants and the total amount spent on participant compensation? NA
  - (d) Did you discuss how data is stored, shared, and de-identified? NA

## A Model Categories

### A.1 Emotion Categories

The *twitter-roberta-base-emotion-multilabel* model classifies each entry in one or more of the following classes: *anger*,

*anticipation, disgust, fear, joy, love, optimism, pessimism, sadness, surprise, trust.*

## **A.2 Hate Speech Categories.**

The *twitter-roberta-base-hate-multiclass* model classifies each entry in one of the following classes: *not\_hate, sexism, racism, religion, other, sexual\_orientation, disability*

## **B Extended Results**

Figure 7 displays the number of comments posted before and after the introduction of each trigger point on the data collected.

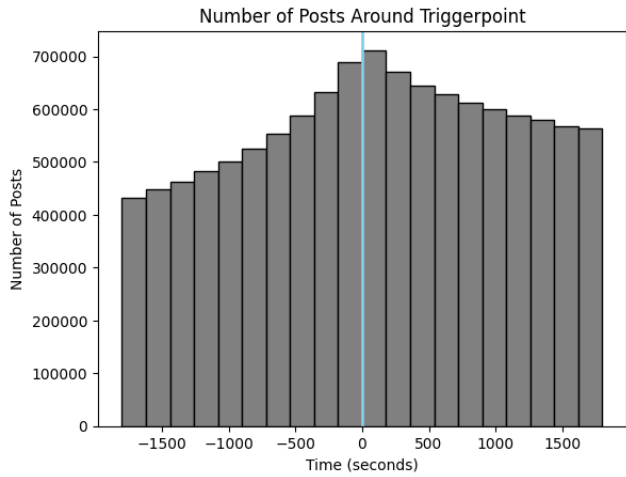
Figure 8 displays the average controversiality per thread before and after the introduction of the *Rwanda* trigger point in the Temporal and Semantic control settings.

Figure 9 displays the distribution of comments posted before and after the introduction of the *Rwanda* trigger point in the Temporal and Semantic control settings.

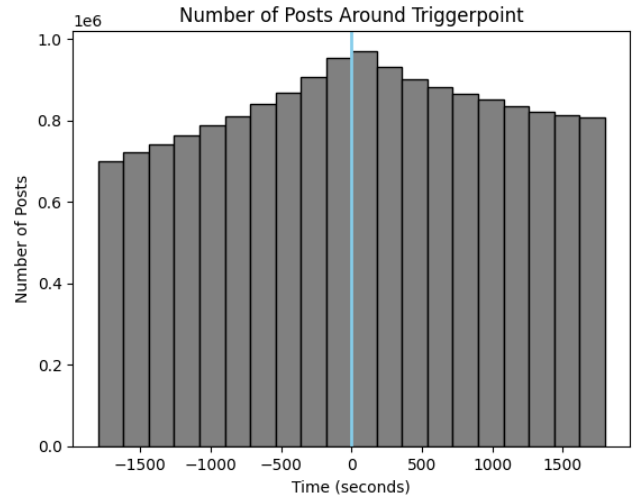
Figure 10 displays the distribution of negative comments, based on their sentiment, posted before and after the introduction of the *Brexit, Feminism, Rwanda, and NHS* trigger points in the Space control setting.

## **C Computational Resources**

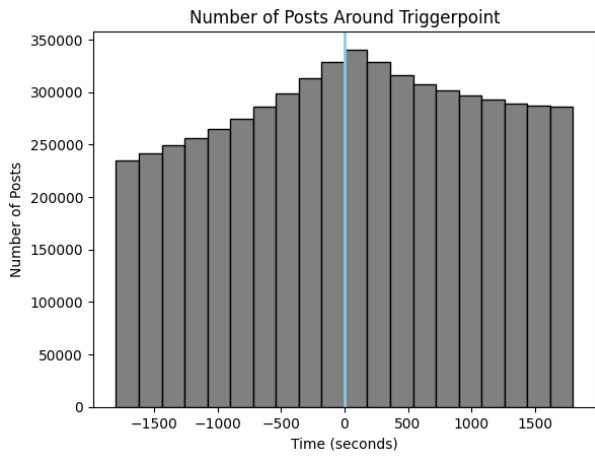
An *NVIDIA GeForce RTX 4090* GPU was utilised for the experiments conducted. 170 hours spent for the inference process of sentiment analysis, emotion detection, and hate speech detection models.



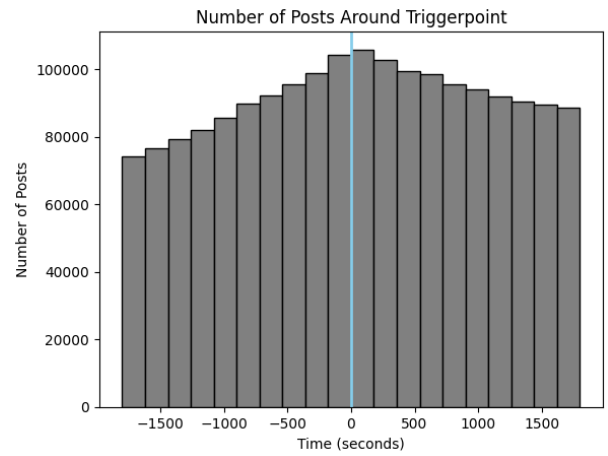
(a) Brexit



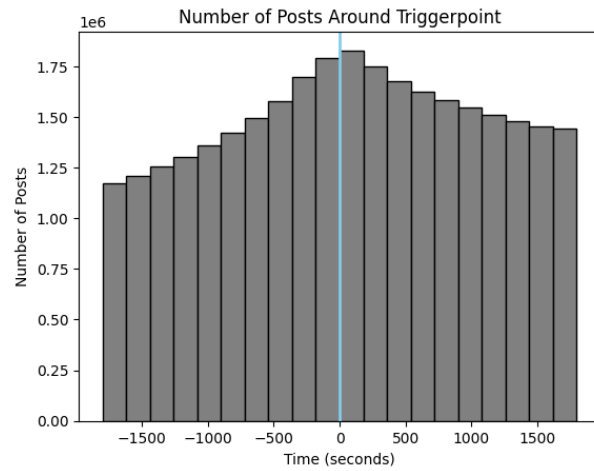
(b) Feminism



(c) NHS

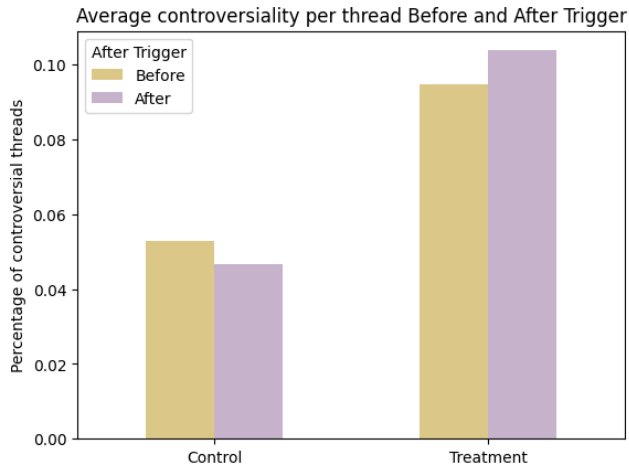


(d) Rwanda

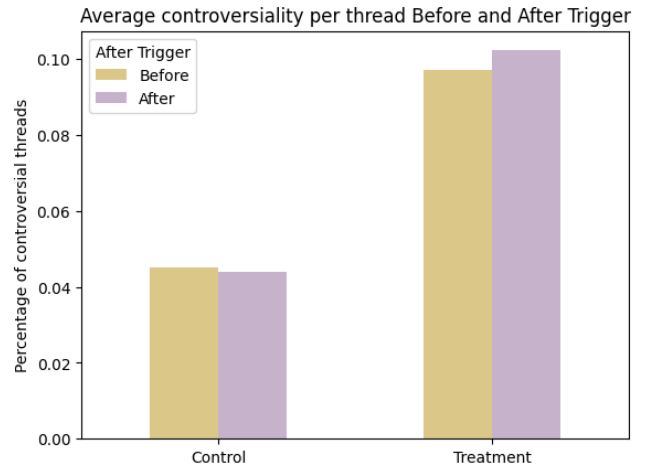


(e) Vaccine

Figure 7: Absolute count of posts before and after each trigger point.

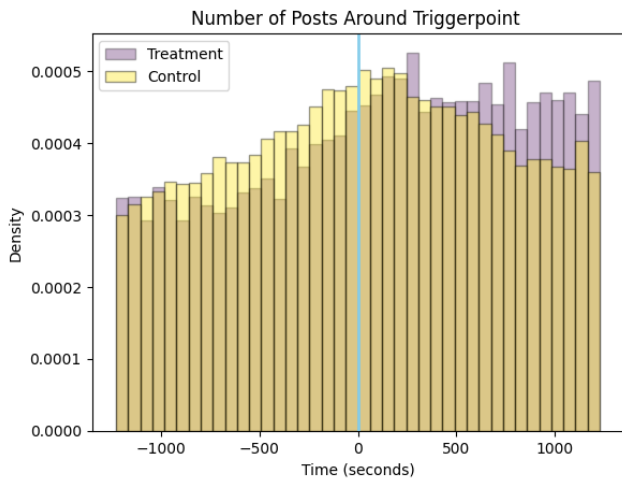


(a) Temporal Setting

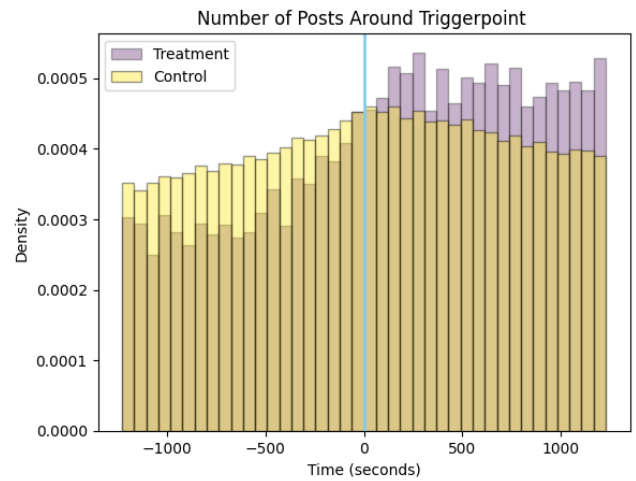


(b) Semantic Setting

Figure 8: Average controversy per thread in the Temporal and Semantic settings and their respective treatment groups, for the trigger point *Rwanda*.

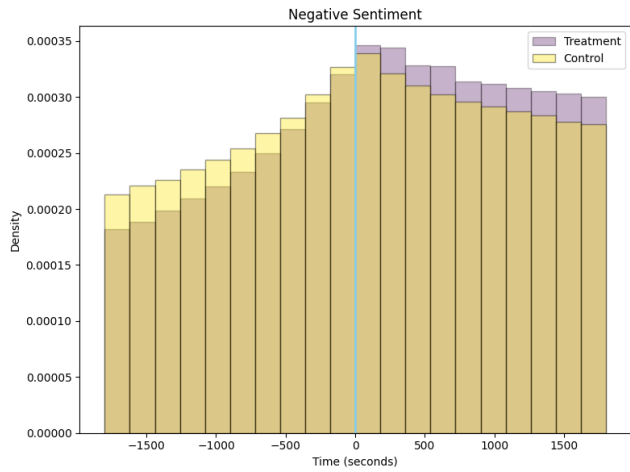


(a) Semantic Comparison

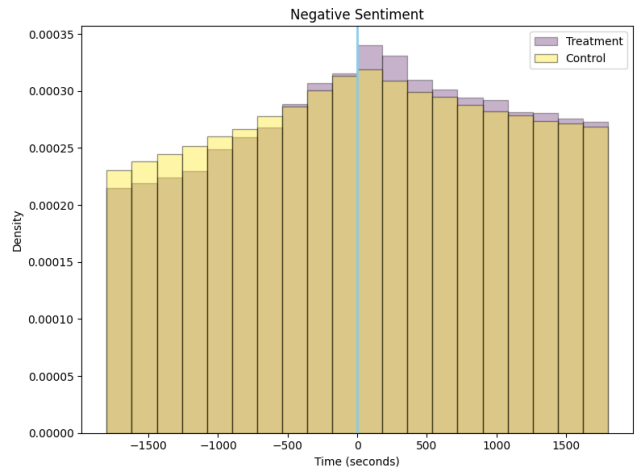


(b) Temporal Comparison

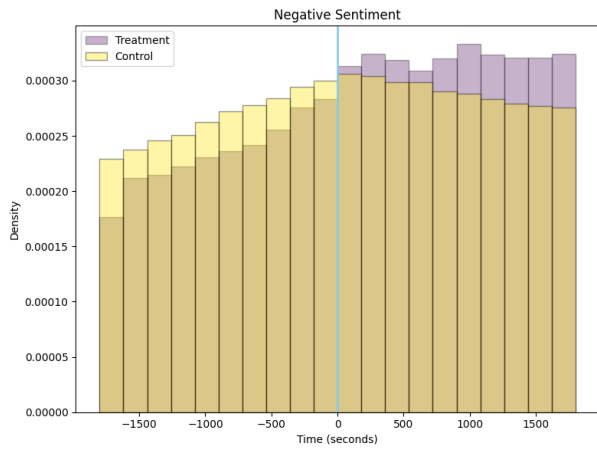
Figure 9: Rwanda Treatment and Control distributions of comments in the Semantic and Temporal settings.



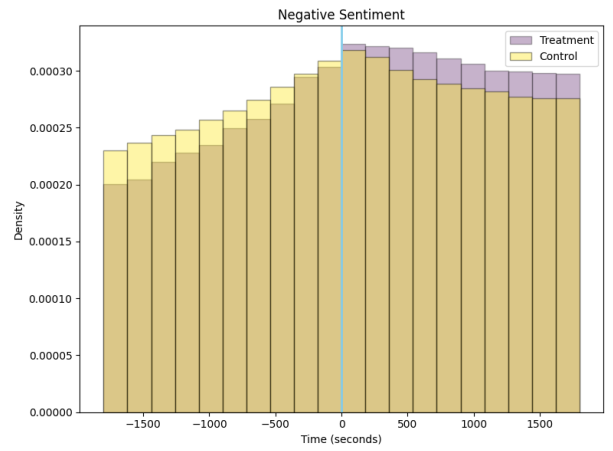
(a) Brexit



(b) Feminism



(c) Rwanda



(d) NHS

Figure 10: Distribution of negatively charged comments in the Treatment and Control (Space) groups.