

Large coordinate kernel attention network for lightweight image super-resolution

Fangwei Hao^a, Jiesheng Wu^a, Haotian Lu^a, Ji Du^a, Jing Xu^a

^athe College of Artificial Intelligence, Nankai University, Tianjin, 300071, China

Abstract

The multi-scale receptive field and large kernel attention (LKA) module have been shown to significantly improve performance in the lightweight image super-resolution task. However, existing lightweight super-resolution (SR) methods seldom pay attention to designing efficient building block with multi-scale receptive field for local modeling, and their LKA modules face a quadratic increase in computational and memory footprints as the convolutional kernel size increases. To address the first issue, we propose the multi-scale blueprint separable convolutions (MBSCConv) as highly efficient building block with multi-scale receptive field, it can focus on the learning for the multi-scale information which is a vital component of discriminative representation. As for the second issue, we revisit the key properties of LKA in which we find that the adjacent direct interaction of local information and long-distance dependencies is crucial to provide remarkable performance. Thus, taking this into account and in order to mitigate the complexity of LKA, we propose a large coordinate kernel attention (LCKA) module which decomposes the 2D convolutional kernels of the depth-wise convolutional layers in LKA into horizontal and vertical 1-D kernels. LCKA enables the adjacent direct interaction of local information and long-distance dependencies not only in the horizontal direction but also in the vertical. Besides, LCKA allows for the direct use of extremely large kernels in the depth-wise convolutional layers to capture more contextual information, which helps to significantly improve the reconstruction performance, and it incurs lower computational complexity and memory footprints. Integrating MBSCConv and LCKA, we propose a large coordinate kernel attention network (LCAN) with efficient learning capability for local, multi-scale, and contextual information. Extensive experiments show that our LCAN with the lowest model complexity achieves superior performance compared to other lightweight state-of-the-art SR methods.

Keywords: Lightweight image super-resolution, Multi-scale blueprint separable convolutions, Large coordinate kernel attention module, Large coordinate kernel attention network.

1. Introduction

Single image super-resolution (SR), as a fundamental task in low-level vision, aims at reconstructing a high-resolution (HR) image from the input low-resolution (LR) one. Over the past decade, it has attracted the attention of intensive researchers, and great success has been achieved in this field. Since Dong et al. [1] first designed a three-layer SR convolutional neural network named SRCNN which obtained surprising reconstruction performance than the traditional interpolation method [2], numerous CNN-based approaches were

proposed to continuously improve reconstruction performance. Kim et al. [3] designed a 20-layer network termed as VDSR which achieved higher effectiveness than SRCNN, and it showed that simply increasing the network depth can improve the reconstruction performance of one SR model. After the appearance of residual learning [4], Lim et al. [5] proposed an enhanced deep residual network (EDSR) by introducing the residual mechanism into the SR model, and it achieved notable reconstruction performance but incurred intensive model parameters. Later, based on residual mechanism, dense connection [6] and channel attention mechanism [15], Zhang et al. proposed a residual dense network (RDN) [7] and a residual channel attention network (RCAN) [8], both of which were composed of hundreds of convolutional layers. Although they are effective SR methods, numerous parameters and serious computational burden are encountered, resulting in dif-

Email addresses: haofangwei@mail.nankai.edu.cn (Fangwei Hao), jasonwu@mail.nankai.edu.cn (Jiesheng Wu), luhaotian1204@163.com (Haotian Lu), 1120230244@mail.nankai.edu.cn (Ji Du), xujing@nankai.edu.cn (Jing Xu)

difficulty in applying them to portable devices with limited computing resources. Therefore, it is crucial to design lightweight and efficient SR models for the applications on these portable devices.

In terms of efficient SR networks, by using the relatively simple recursive structure, Kim et al. [10] presented a deep recursive convolutional network (DRCN) that used fewer parameters for large receptive field. Based on DRCN, Tai et al. [9] further proposed a deep recursive residual network (DRRN) which also decreased the model parameters by sharing weights in the network. Despite the fact that such a parameter-sharing scheme decreases model complexity, it brings significant performance degradation. Then, some other lightweight SR endeavors [11–13] are based on feature distillation strategy by channel splitting or dimension reduction. The reconstruction performance and the model efficiency of these distillation SR networks were improved partly, which showed that the feature distillation strategy was relatively effective for lightweight SR, yet they are not efficient enough with limited performance improvement over DRRN.

After [14] was proposed, the attention mechanism was rapidly developed in convolutional neural networks and applied to a variety of computer vision tasks, including image classification [15–20], target detection [21–26], semantic segmentation [27–32], and image super-resolution (SR) [33–41]. The DRSAN [33] was enabled by novel dynamic residual attention (DRA) and residual self-attention (RSA) module, and the LatticeNet [37] consisted of fancy lattice blocks (LB) and contrastive loss, yet they both lacked effective contextual information, leading to limited performance in SR. Moreover, SCN [38], which was equipped with a hierarchical self-calibration module, ignored the learning of the contextual information, resulting in suboptimal performance with concrete model parameters. In addition, Hu et al. [40] proposed a multi-scale information distillation (MSID) network, by designing a multi-scale feature distillation (MSFD) block and constructing a scalable large kernel attention (SLKA) block via scaling attentive fields across network layers. Thanks to the multi-scale information obtained by MSFD and the large receptive field of SLKA, MSID achieved superior performance than previous lightweight SR methods. However, single building block in MSFD cannot learn the multi-scale information, resulting in limited representation capability, and the SLKA encountered a quadratic increasing complexity as the depth-wise convolutional kernel size increases.

Recently, Xie et al. [41] proposed a large kernel distillation network (LKDN) by introducing an effective at-

tention module, i.e., large kernel attention (LKA), and a new optimizer, i.e., the Adan optimizer [42]. They utilized blueprint separable convolutions (BSConv) [43] as the building block of LKDN, which achieved a new SOTA performance. Nevertheless, the BSConv cannot extract the important multi-scale information which is a vital component of discriminative representation, and the LKA in LKDN encounter quadratic increasing complexity as the convolution kernel size increases. Although MSID and LKDN are both more powerful lightweight SR methods than previous lightweight ones, they seldom pay attention to designing efficient building block with multi-scale receptive field for CNNs, and their LKA modules face a quadratic increase in computational and memory footprints as the convolution kernel size increases.

To practically address these issues and further improve the reconstruction performance of one lightweight SR model, we propose a large coordinate kernel attention network (LCAN), which incorporates the designed multi-scale blueprint separable convolutions (MBSCConv) and the proposed novel large coordinate kernel attention (LCKA) module. Specifically, to improve the feature extraction capability of one building convolution block, we design lightweight multi-scale blueprint separable convolutions (MBSCConv) to optimize intra-kernel correlations as well as learning the multi-scale information. To take a further step, we revisit the key properties of LKA in which we find that the adjacent direct interaction of local information and long-distance dependencies is crucial to provide remarkable performance. Thus, taking this into account and in order to mitigate the complexity of LKA, we propose a large coordinate kernel attention (LCKA) module with the adjacent direct interaction of local information and long-distance dependencies in horizontal and vertical directions, respectively. The LCKA allows for the direct use of extremely large kernels in the depth-wise convolutional layers to capture more contextual information, which helps to significantly improve the reconstruction performance. Besides, it incurs lower computational complexity and memory footprints than the LKA module, while keeping the advantages of LKA, including capturing local structure information, long-range dependence, and adaptability.

Overall, our contributions are three-fold:

- We propose a large coordinate kernel attention network (LCAN) which is an extremely lightweight SR model to recover a high-performance image from the LR input. Besides the effective learn-

ing capability for local, multi-scale, and contextual information, our LCAN is more lightweight than previous lightweight state-of-the-art SR networks, while achieving superior reconstruction performance.

- We propose multi-scale blueprint separable convolutions (MBSCConv) as a highly efficient building block with multi-scale receptive field for local modeling, it can focus on the learning for the multi-scale information which is a vital component of discriminative representation.
- We propose a novel large coordinate kernel attention (LCKA) module to capture more contextual information, while enabling the adjacent direct interaction of local information and long-distance dependencies not only in horizontal direction but also in the vertical. Compared with LKA, the LCKA incurs lower computational complexity and memory footprints, and allows for the direct use of extremely large kernels in the depth-wise convolutional layers, which boosts model performance even further.

The remainder of the paper is organized as follows: Section 2 shows an overview of the related work, Section 3 details the proposed model, Section 4 presents the empirical research results, and Section 5 shows the conclusion.

2. RELATED WORK

2.1. Deep networks for lightweight SR

In recent years, image super-resolution based on deep learning has made tremendous progress. Dong et al. [1] firstly proposed the ground-breaking SR network named SRCNN, which was a three-layer convolutional neural network (CNN) and can directly model the mapping function from LR to corresponding HR. Due to the powerful representation of CNN, SRCNN achieved a significant improvement quantitatively and visually compared to early interpolation-based method [2]. To further improve the performance, Kim et al. [3] designed a very deep super-resolution (VDSR) network with 20 convolutional layers. Then, to utilize fewer parameters for large receptive field, Kim et al. [10] proposed a deep recursive convolutional network (DRCN) by adopting the relatively simple recursive structure. Later, Tai et al. [9] proposed a deep recursive residual network (DRRN), which was an improved one of DRCN. Under the same network depth, DRRN had fewer parameters

but outperformed DRCN. To make a trade-off between performance and computation, Ahn et al. [44] proposed CARN by combining the group convolutions and the cascading mechanism. Next, Luo et al. [37] economically adopted two butterfly structures for combining two residual blocks, and they proposed a lightweight SR model, LatticeNet, which had relatively low computation and memory requirements. Other lightweight SR networks [45], [46] were designed automatically by the neural architecture search (NAS) technology which enriched network structures. Another one effective strategy was feature distillation by channel splitting or dimension reduction. Thus, Hui et al. [11] firstly introduced the feature distillation strategy into the SR task and proposed an information distillation network (IDN), which had the advantage of fast execution due to the comparatively few numbers of filters per layer and the use of group convolution. Besides, Hui et al. [12] improved IDN and proposed a lightweight information multi-distillation network (IMDN) by constructing the cascaded information multi-distillation blocks (IMDB), in which the channel splitting strategy was applied multiple times and the channel-wise attention mechanism was introduced. Because of its powerful performance, the IMDN won the first place in the AIM 2019 constrained image SR challenge [47]. Moreover, based on IMDN, Liu et al. [13] further proposed a residual feature distillation network (RFDN) which incorporates the proposed feature distillation connection and shallow residual block, and it achieved good performance while being more lightweight. Later, the BSRN [48], which utilized the same feature distillation structure as IMDN and introduced the blueprint separable convolutions (BSCConv) [43] to replace the standard convolution in lightweight SR, obtained a new state-of-the-art performance at that time. The results in BSRN show that the BSCConv is useful for reducing the parameters of the standard convolution while maintaining effectiveness. However, one BSCConv lacks the ability to extract multi-scale information which is a vital component of discriminative representation. To improve the representation capacity, we design multi-scale blueprint separable convolutions (MBSCConv) which incorporate the BSCConv and the multi-scale structure, and we take it as the highly efficient building block of our LCAN.

2.2. Vision attention

Vision attention can be viewed as an adaptive reweighting according to its input feature, and its superior capability has been demonstrated in not only high-level tasks (e.g., image classification [15–20], object detection [21–26], segmentation [27–32]) but also low-

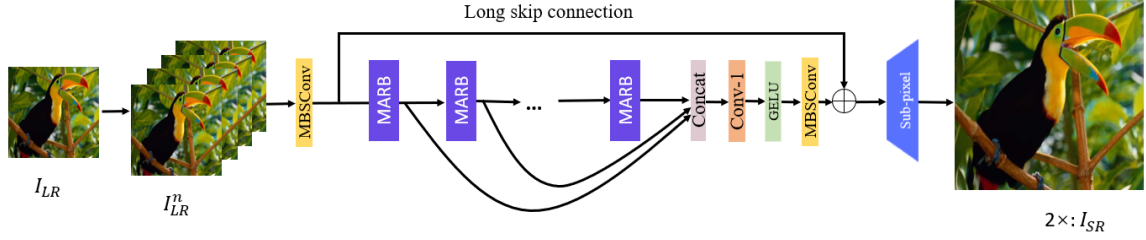


Figure 1: Network architecture of our LCAN for $2\times$ SR.

level tasks (e.g., image SR [33–41]). Since the channel attention mechanism, which was proposed in [15], showed its effectiveness on image classification, it and its modified ones [49, 50] were quickly introduced and applied to SR networks [8, 51, 52]. Although the channel attention mechanism only refined the feature maps along the channel dimension, it showed significant improvements in reconstruction performance. To further improve the discriminative ability for different spatial locations, [53] and [54] incorporated channel-wise attention with spatial attention to force model to automatically learn the multi-level feature maps in global and local manners. [55] and [56] respectively proposed one unified attention module by integrating the channel-wise and spatial attention, and the generated three-dimension attention matrix was used to recalibrate feature maps in pixel-level. Besides, [33] also adopted such joint attention, including channel-wise attention and spatial attention, to exploit discriminative representation of residual features.

After the visual attention network (VAN) [57] with large kernel attention (LKA) module was proposed and showed its effectiveness on various tasks, Xie et al. [41] combined the large kernel attention (LKA) and the Adan optimizer [42] to further propose a large kernel distillation network (LKDN), which pushed the model performance of lightweight SR to a new state-of-the-art. Although LKA can provide remarkable performance improvement, it encountered a quadratic increase in computational and memory footprints as the convolution kernel size increases. Recently, Lau et al. [20] proposed a family of large separable kernel attention (LSKA) modules for object recognition, object detection, semantic segmentation, and robustness tests, yet no work was proposed to investigate the effect of LSKA on low-level visual tasks (e.g., image SR). By decomposing the 2D convolutional kernel of the depth-wise convolutional layers into cascaded horizontal and vertical kernels, the LSKA incurred lower computational complexity and memory footprints than LKA, while provid-

ing similar performance. However, such decomposition ignores adjacent direct interaction of local information and long-distance dependencies in respective directions, leading to limited performance. Inspired by these works [57],[42],[20], we proposed the LCKA with adjacent direct interaction of local information and long-distance dependencies in respective directions for the SR task. This resolves the high computational complexity and memory footprints of LKA as well as the indirect interaction between local information and long-distance dependencies in LSKA.

3. Proposed Method

In this section, we firstly introduce the overall network architecture of LCAN, then we give a detailed introduction to the designed multi-scale blueprint separable convolutions (MBSCConv), followed by the details of the proposed novel large coordinate kernel attention (LCKA) module. Next, we introduce the proposed multi-scale attention residual block (MARB) in detail. Finally, we show the details of the loss function.

3.1. Network Architecture

As shown in Fig. 1, similar to lightweight SR networks [41, 48], our LCAN mainly consists of four parts: shallow convolution operation for shallow feature extraction, multi-scale attention residual blocks (MARBs) for deep feature extraction, the feature fusion part, and the reconstruction block. Suppose that I_{LR} denotes the input LR image, and I_{SR} denotes the output of our LCAN. We firstly replicate the input image I_{LR} n times and concatenate the replicated images along the channel dimension to get I_{LR}^n as the input of the network. Then, we use only one MBSCConv, which is composed of a 1×1 convolutional layer and a multi-scale depth-wise convolution layer, to extract the multi-scale shallow feature

$$F_0 = H_s(I_{LR}^n), \quad (1)$$

where $H_s(\cdot)$ is the multi-scale blueprint separation convolutions (MBSCConv) operation. Then, the obtained F_0 is refined gradually by M stacked MARBs, each of which processes its input feature and outputs the refined one. The output refined feature of the last MARB denotes the acquired deep feature in the part of deep feature extraction, so the process of deep feature extraction can be formulated as

$$F_k = H_k(F_{k-1}), k = 1, \dots, M, \quad (2)$$

where $H_k(\cdot)$, F_{k-1} , and F_k denotes the k-th MARB operation, its input feature, and the output refined feature, respectively. After gradually refined by M MARBs, M refined features (F_1, \dots, F_M) from M MARBs are concatenated along the channel dimension, and one 1×1 convolution layer is used to fuse the concatenated feature maps, followed by a MBSCConv for smoothing. We can formulate the process as

$$F_{fused} = H_{fusion}(\text{Concat}(F_1, \dots, F_M)), \quad (3)$$

where $\text{Concat}(\cdot)$ denotes the concatenation operation along the channel dimension, $H_{fusion}(\cdot)$ represents the feature fusion function which is made up of a 1×1 convolution layer, a GELU [58] activation, and one MBSCConv block, and F_{fused} is the obtained fused feature. At last, a long skip connection is involved across M MARBs, and the result $F_{fused} + F_0$ will be further processed by the reconstruction block, which consists of a 3×3 convolution layer and a sub-pixel convolution layer [59] at the tail. We can formulate the reconstruction block as

$$I_{SR} = R(F_{fused} + F_0), \quad (4)$$

where $R(\cdot)$ represents the reconstruction function of the reconstruction block, and I_{SR} is the reconstruction output of the entire network.

In order to fairly compare with other state-of-the-art SR methods including LKDN, MSID, DRGAN-32s and LatticeNet-CL, we also choose the L1 loss function for model optimization. Hence, the loss function of our LKAN is formulated as

$$L(\Theta) = \frac{1}{N} \sum_{i=1}^N \|H_{LKAN}(I_{LR}^i) - I_{HR}^i\|_1 \quad (5)$$

Where $H_{LKAN}(\cdot)$ is the function of the proposed LKAN, and Θ represents its learnable parameters. In order to make a fair and comprehensive comparison with LKDN, the network is also optimized by Adan [42] optimization algorithm, in which the adaptive optimization, decoupling weight attenuation, and modified Nes-torov impulse are combined.

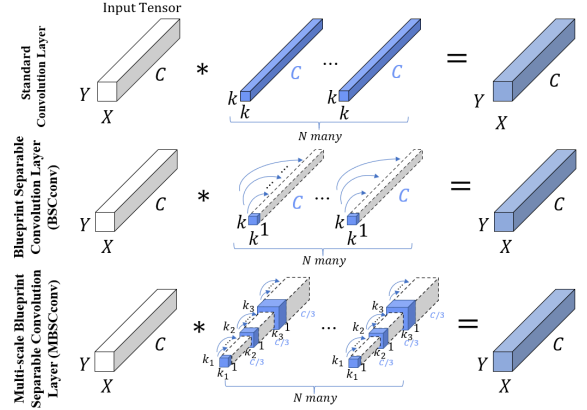


Figure 2: The comparison of standard convolution layer, BSConv and the proposed MBSCConv.

3.2. Multi-scale blueprint separable convolutions (MBSCConv)

Recently, improved from depth-wise separable convolution (DSConv) [60], a novel blueprint separation convolution (BSConv) [43] has shown its higher learning efficiency in SR networks [40, 41, 48] for optimizing intra-kernel correlations when compared to standard convolution operation. However, one BSConv lacks the capability of extracting multi-scale information which is crucial to discriminative feature. As demonstrated in [40], benefiting from the multi-scale receptive field, the acquired multi-scale information is an essential component for effective lightweight SR reconstruction. Nevertheless, existing lightweight SR methods seldom pay attention to designing efficient building block with multi-scale receptive field for local modeling. Inspired by these principles, we design the multi-scale blueprint separable convolutions (MBSCConv), which incorporates the BSConv with the multi-scale structure, to extract discriminative feature with multi-scale information, and we take the MBSCConv as the efficient building block of our LKAN.

As Fig. 2 shows, one MBSCConv is composed of a 1×1 standard convolutional layer and a multi-scale depth-wise convolution layer with different kernel sizes. Compared to original BSConv in [43], our MBSCConv can not only effectively formulate intra-kernel correlations and allow for a more efficient separation of regular convolutions, but also pay attention to the learning of multi-scale information for more discriminative feature. Considering the complexity in depth-wise convolution layer, we utilize the convolutional kernels with 1×1 , 3×3 , and 5×5 . During the operation of one MBSCConv, the input feature F_{in} is firstly refined by a 1×1 standard convolutional layer, then the refined feature

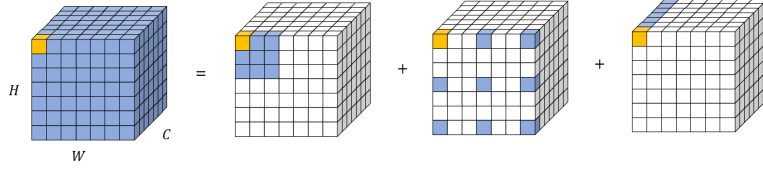


Figure 3: The decomposition process of the LKA for revisiting.

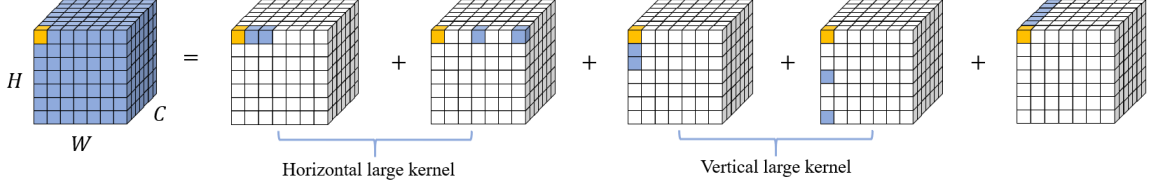


Figure 4: The decomposition process of the proposed LCKA module.

maps F_{refined} are evenly divided into 3 parts along the channel dimension, and the divided ones are respectively processed by 1×1 , 3×3 , and 5×5 depth-wise convolutional kernels to generate the corresponding feature maps $F_{1 \times 1}$, $F_{3 \times 3}$, and $F_{5 \times 5}$. At last, $F_{1 \times 1}$, $F_{3 \times 3}$, and $F_{5 \times 5}$ are concatenated along the channel dimension to get feature F_{MBSConv} , which is the output of the entire MBSConv.

3.3. large coordinate kernel attention (LCKA) module

Before introducing the LCKA in detail, we simply revisit the large kernel attention (LKA) module in [57]. Specifically, as Fig. 3 shows, a 13×13 convolution can be decomposed into a 5×5 depth-wise convolution (DW-Conv5), a 5×5 depth-wise dilation convolution with dilation rate 3 (DW-D-Conv5), and a point-wise convolution (Conv1). And it can be expressed as

$$H_{LKA13}(F_{in}^i) = H_{C1}(H_{DDC5}(H_{DC5}(F_{in}^i))) \otimes F_{in}^i \quad (6)$$

Where $H_{LKA13}(\cdot)$ is the function of LKA, $H_{DDC5}(\cdot)$, $H_{DC5}(\cdot)$, and $H_{C1}(\cdot)$ are the convolutional operations of DW-D-Conv5, DW-Conv5, and Conv1, respectively, besides, F_{in}^i denotes the input feature of i -th LKA module, and \otimes denotes element-wise product. In addition, we further revisit the key properties of LKA, as shown in Fig. 4-(a) shows, within one LKA module, the spatial local convolution (depth-wise convolution) is mainly used to extract local information, then the extracted local information is immediately processed by the spatial long-range convolution (depth-wise dilation convolution) to capture long-range dependencies, therefore, the adjacent direct interaction of local information and long-distance dependencies is a key property of LKA. In one

LKA module, we can see that the complexity encounters a quadratic increase in computational and memory footprints as the kernel sizes of the depth-wise convolutions increase.

Therefore, how to keep the advantages of LKA, including large receptive field and high effectiveness, while incurring lower computational complexity and memory footprints, is a key principle for building a lightweight SR module. As Fig. 5-(b) shows, one method in [20] is to decompose each depth-wise 2D convolutional kernel of $H_{DW-D-Conv5}(\cdot)$ and $H_{DW-Conv5}(\cdot)$ into cascaded horizontal and vertical 1-D kernels, and the decomposed attention module is denoted as LSKA. Although the LSKA incurs lower computational complexity and memory footprints than LKA, its decomposition ignores the adjacent direct interaction of local information and long-distance dependencies in respective directions, leading to limited performance.

To tackle the issue, we decompose both $H_{DW-D-Conv5}(\cdot)$ and $H_{DW-Conv5}(\cdot)$ into cascaded horizontal 1-D convolutional layers and the cascaded vertical ones, that is, the convolutional operations in each direction consist of cascaded layers of a depth-wise 1-D convolution layer and a depth-wise dilated 1-D convolution layer, the decomposition process is shown in Fig. 4. Considering the obtained horizontal large kernel and vertical large kernel by decomposition, we denote the entire proposed module as large coordinate kernel attention (LCKA) module, and use it as the building attention module of our LCAN. As we can see in Fig. 3 and Fig. 4, if under the same number of parameters, our LCKA can obtain a larger receptive field to capture more context information than LKA.

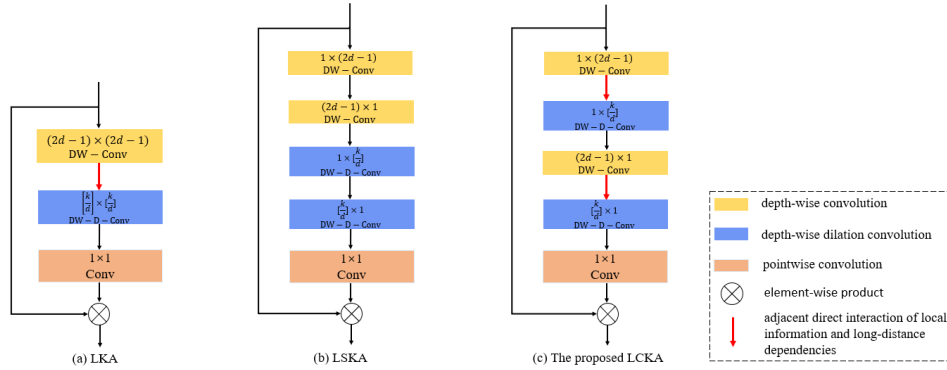


Figure 5: Comparison on different designs of large kernel attention module.

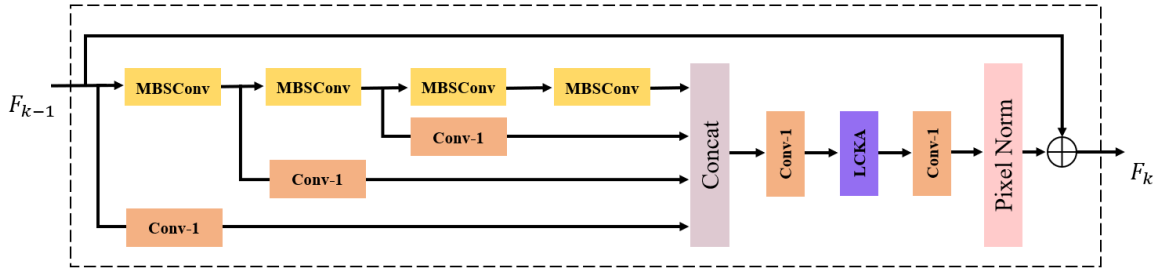


Figure 6: The details of MARB.

In addition, as Fig. 5 shows, due to decomposing large convolution kernels in LKA into horizontal and vertical 1-D kernels, both LSKA and LCKA provide significant reductions in computational complexity and memory footprints, but LCKA enables the key adjacent direct interaction of local information and long-distance dependencies not only in the horizontal direction but also in the vertical. We will experimentally show that the LCKA is more effective than LSKA for the SR task.

3.4. multi-scale attention residual block (MARB)

Feature distillation strategy by channel splitting or dimension reduction in [11–13], has been demonstrated effective for the lightweight SR task. Following these works, we also use the distillation structure as the basic component of one block. Besides, in order that one block can extract more discriminative representation, we further combine it with the MBSCConv and LCKA to propose a powerful multi-scale attention residual block named MARB. As we can see in Fig. 6, a MARB has the advantages of feature distillation strategy, capturing multi-scale information, and efficient large coordinate kernel attention mechanism. Its high efficiency will be demonstrated in the subsequent experimental section.

4. EXPERIMENTAL RESULTS

In this section, the experimental setup is firstly introduced in detail, and then a series of ablation experiments on LCAN are conducted to verify the efficiency. Next, we compare our LCAN with many other state-of-the-art lightweight SR methods quantitatively and visually. Finally, a complexity analysis of LCAN is performed.

4.1. Settings

Following the previous advanced works [40, 41, 48], we use the common DF2K (800 images from DIV2K [61] and 2650 images from Flickr2K [5]) as training dataset to further demonstrate the efficiency and robustness of our proposed method. After finishing training, five widely used benchmark datasets: SET5 [62], SET14 [63], BSDS100 [64], URBAN100 [65] and MANGA109 [66] are chosen as test datasets, and the output results of the SR models are converted to YCbCr space. Then, the evaluation metrics: peak signal-to-noise ratio (PSNR) and structural similarity index (SSIM) [72] on the Y channel are adopted, and the evaluated quantitative results are applied to showing the model performance. To compare fairly with previous SR methods, we train our model on the BI training dataset which is generated by bicubic (BI) degra-

dation with scaling factors $2\times$, $3\times$ and $4\times$, and all LR inputs have fixed patch size initially set to 48×48 , and their mini-batch size is set to 64 during the training phase. Then, We conduct the test experiments on both BI test datasets and Real-World Photos with compression artifacts [67, 68]. During training process, following [41], the ADAN [42] optimizer with $\beta_1 = 0.98$, $\beta_2 = 0.92$ and $\beta_{13} = 0.99$ is utilized to optimize our SR model from scratch, and the exponential moving average (EMA) is set to 0.999 to stabilize training. We conduct all experiments using the Pytorch [69] framework with an NVIDIA 3090 GPU. The network is trained for 1×10^6 iterations, and the learning rate is set to a constant 5×10^{-3} .

4.2. Ablation studies

We conduct a series of experiments to analyze the performance of the proposed LCAN and the efficiency of its components including MBSCConv and LCKA. Besides, we also conduct experiments to compare the performance of LCKA with the results of LSKA.

First, we train the model without the MBSCConv, LCKA, and LSKA, on the DIV2K dataset for $4\times$ SR, and take the tested performance 32.23 dB PSNR on the Set5 ($4\times$) dataset as the baseline.

Then, we carry out experiments on the same datasets to train and test the model with the MBSCConv only. The test result increases by 0.04 dB reaching 32.27 dB PSNR, which demonstrates that the MBSCConv has effective ability for feature extraction, and can improve the reconstruction performance by capturing discriminative feature with multi-scale information.

Next, the model with MBSCConv and LCKA is trained to verify overall performance of LCAN, and the obtained test result reaches 32.43 dB, which shows the remarkable performance of proposed LCAN for lightweight SR.

Finally, for comparison, we carry out the same experiments on the model with MBSCConv and LSKA, and corresponding test result is 32.40 dB PSNR, which is 0.03 dB lower than the result of the model with MBSCConv and LCKA. The experimental results indicate that the model with MBSCConv and LCKA achieves the best PSNR 32.43 dB, which demonstrates the effectiveness and superiority of proposed MBSCConv and LCKA. Specifically, our MBSCConv can improve the reconstruction performance by capturing discriminative feature with multi-scale information, and our LCKA can capture more contextual information by achieving extremely large receptive field with the direct interaction between local information and long-distance dependen-

cies, which further improves model performance. All experimental results are shown in TABLE 1.

4.3. Comparisons with Advanced Methods

To further verify the efficiency of our LCAN, we quantitatively and visually compare our experimental results for upscaling factor $2\times$, $3\times$, and $4\times$ with the results of other state-of-the-art lightweight SR methods, including SRCNN [1], FSRCNN [71], VDSR [3], DRCN [10], DRRN [9], LapSRN [70], IDN [11], IMDN [12], PAN [56], RFDN [13], BSRN [48], LKDN [41], MSID [40], DRSAN-32s [33], LatticeNet-CL [37], and SCN [38]. The self-ensemble strategy is used to further enhance our LCAN, and we denote it as LCAN+.

PSNR/SSIM results. TABLE 2 shows the quantitative evaluation results for $2\times$, $3\times$ and $4\times$ lightweight SR. For $2\times$ SR, with self-ensemble strategy, our LCAN+ has the best quantitative performance, with the highest PSNR and SSIM values on all datasets. Besides, our LCAN not only achieves most of the highest PSNR and SSIM values on five benchmark datasets, but also has a minimum of 292K model parameters among these methods. For $3\times$ SR, with a minimum of 299K model parameters among them, our LCAN+ achieves the highest PSNR and SSIM values on all datasets, offering the finest quantitative performance, and our LCAN obtains most of the highest PSNR and SSIM on five benchmark datasets. For $4\times$ SR, all the best quantitative performance, and all the second PSNR results and all the second SSIM results are reached by our LCAN+, and our LCAN, respectively. Overall, it can be seen that our LCAN can achieve superiority especially for large scaling factors (e.g., $4\times$) compared with previous lightweight state-of-the-art SR methods. The recorded experimental results quantitatively show that our method can yield better reconstruction performance than other state-of-the-art methods. In addition, TABLE 3 illustrates the comparison of model complexity and performance between the heavyweight state-of-the-art SR methods and our LCAN, and they are tested for $4\times$ SR on the benchmark datasets. As we can see, our model can achieve competitive results even compared to the heavy SR networks, while requiring at least ten times fewer parameters. Specifically, our LCAN can respectively achieve 27.80 dB and 27.7 dB on Set14 and BSD100 datasets, which are equal to the corresponding results of the heavy network EDSR. Noted that the 0.309M parameters of our LCAN are far fewer than the 43.1M parameters of EDSR. For Set5 and Urban100 datasets, the performance differences start to become

Table 1: Investigations of MBSCConv, LCKA, and LSKA on the Set5 (4×), the best results are **highlighted**.

MBSCConv	✗	✓	✓	✓
LCKA	✗	✗	✗	✓
LSKA	✗	✗	✓	✗
PSNR (dB)	32.23	32.27	32.40	32.43

large, reaching 0.03~0.31dB and 0.13~0.56dB, respectively. These results suggest that our LCAN has a good trade-off between model complexity and performance.

Visual results. Fig. 7 presents the visual comparison of different methods on specific images of SET5, BSDS100, URBAN100 and MANGA109 datasets. As for image “butterfly.png”, a lot of sharp contour information is contained in the original HR image. From the reconstruction results of these SR methods, it can be seen that the worst visual performance is achieved by the early bicubic algorithm, while other CNN-based methods have yielded much better visual results, and the same trend goes for the quantitative results of PSNR and SSIM of these methods. For images “227092.png”, “img_060.png” and “EienNoWith.png”, early bicubic algorithm still performs poorly with widespread blurring, aliasing artifacts and unstable trend, which indicates that it is an undesirable reconstruction algorithm for SR. By contrast, the visual results of other CNN-based methods (e.g., IMDN, RFDN and LKDN) have been greatly improved, they show more contour information and clearer details though they still present some distorted edges and blurring artifacts in some local areas. The quantitative results of PSNR and SSIM also show that the reconstruction results of CNN-based methods are much better than those of the bicubic interpolation algorithm. Among all these methods, our LCAN yields the best visual perception with recovering sharper detail information of contour edges, and achieves the highest PSNR and SSIM for test images, which show the effectiveness of the extracted discriminative feature with multi-scale information and the more contextual information. These results visually and quantitatively demonstrate the effectiveness and superior reconstruction performance of our method.

4.4. Experiments on Real-World Photos

To validate the model performance in practice, we also run test experiments on real LR images that degenerate in an unknown manner. Since there are none ground-truth HR images for these real LR images, we only provide visual results for comparison. We select images “Chip” and “Historical_006” as test images and

compare our LCAN with five SR methods, including early bicubic algorithm [2], SRCNN [1], RFDN [13], LKDN [41], and MSID [40]. As shown in Fig. 10 and Fig. 11, our LCAN yields natural SR visual results with clearer contour information and sharper details, while early methods, i.e., bicubic and SRCNN, yield distorted and unstable results with a lot of compression artifacts, and other methods including IMDN, RFDN and LKDN produce better SR visual results than the early methods. Overall, our LCAN outperforms other methods in terms of visual performance with clearer edges and more natural perception, not only demonstrating the effectiveness of our method but also confirming its robustness when applied to real-world images.

4.5. Model Complexity Analysis

Now, according to the recorded results, we analyze the model complexity and reconstruction performance of different methods on Urban100 dataset for 2× SR. As widely used evaluation metrics, model parameters and multi-adds are used to quantitatively show the complexity of one SR model, and the PSNR is utilized to evaluate the reconstruction quality of visual outputs. All quantitative results of these SR methods, including LapSRN [70], IMDN [12], RFDN [13], LKDN [41], MSID [40], LatticeNet-CL [37], and our LCAN, are listed in TABLE 4, and they are further illustrated in Fig. 8. We can see that our LCAN achieves the highest PSNR with the fewest model parameters, which demonstrates the efficiency of our network. Noted that our LCAN with only 291.6 K parameters is the most lightweight network while achieving the highest PSNR 32.62 dB on Urban100 dataset for 2× SR.

The multi-adds, which is defined in [44], denotes the number of multiply accumulate operations, and it is another quantitative evaluation metric for model complexity. To fairly compare our model with other state-of-the-art SR networks, following [30, 41], we assume the SR output size to 1280 × 720 to calculate model multi-adds. In order to get a more comprehensive understanding of model complexity and performance, we make a comparison of PSNR vs. Multi-Adds between our LCAN and other methods on Urban100 for 2× SR. The comparison

Table 2: Quantitative results of state-of-the-art lightweight SR methods on benchmark datasets. The best and second-best results are **highlighted** and underlined, respectively.

Method	Scale	Params	Set5 PSNR/SSIM	Set14 PSNR/SSIM	BSD100 PSNR/SSIM	Urban100 PSNR/SSIM	Manga109 PSNR/SSIM
Bicubic [2]		-	33.66/0.9299	30.24/0.8688	29.56/0.8431	26.88/0.8403	30.80/0.9339
SRCNN [1]		8K	36.66/0.9542	32.45/0.9067	31.36/0.8879	29.50/0.8946	35.60/0.9663
FSRCNN [71]		13K	37.00/0.9558	32.63/0.9088	31.53/0.8920	29.88/0.9020	36.67/0.9710
VDSR [3]		666K	37.53/0.9587	33.03/0.9124	31.90/0.8960	30.76/0.9140	37.22/0.9750
DRCN [10]		1774K	37.63/0.9588	33.04/0.9118	31.85/0.8942	30.75/0.9133	37.55/0.9732
DRRN [9]		298K	37.74/0.9591	33.23/0.9136	32.05/0.8973	31.23/0.9188	37.88/0.9749
LapSRN [70]	×2	251K	37.52/0.9591	32.99/0.9124	31.80/0.8952	30.41/0.9103	37.27/0.9740
IDN [11]		553K	37.83/0.9600	33.30/0.9148	32.08/0.8985	31.27/0.9196	38.01/0.9749
IMDN [12]		694K	38.00/0.9605	33.63/0.9177	32.19/0.8996	32.17/0.9283	38.88/0.9774
PAN [56]		261K	38.00/0.9605	33.59/0.9181	32.18/0.8997	32.01/0.9273	38.70/0.9773
RFDN [13]		534K	38.05/0.9606	33.68/0.9184	32.16/0.8994	32.12/0.9278	38.88/0.9773
LKDN [41]		304 K	<u>38.12/0.9611</u>	<u>33.90/0.9202</u>	32.27/0.9010	32.53/0.9322	<u>39.19/0.9784</u>
MSID [40]		375 K	38.10/0.9609	33.84/0.9198	32.29/0.9012	32.57/0.9326	39.23/0.9783
DRSAN-32s [33]		370 K	37.99/0.9606	33.57/0.9177	32.16/0.8999	32.10/0.9279	-/-
LatticeNet-CL [37]		756 K	38.09/0.9608	33.70/0.9188	32.21/0.9000	32.29/0.9291	-/-
SCN [38]		688 K	38.10/0.9608	33.82/0.9200	32.28/0.9010	32.57/0.9324	39.12/0.9776
LCAN (ours)		292 K	<u>38.12/0.9610</u>	<u>33.90/0.9202</u>	<u>32.30/0.9013</u>	<u>32.62/0.9331</u>	<u>39.28/0.9783</u>
LCAN+ (ours)		292 K	38.14/0.9611	33.94/0.9203	32.31/0.9014	32.78/0.9342	39.38/0.9785
Bicubic [2]		-	30.39/0.8682	27.55/0.7742	27.21/0.7385	24.46/0.7349	26.95/0.8556
SRCNN [1]		8K	32.75/0.9090	29.30/0.8215	28.41/0.7863	26.24/0.7989	30.48/0.9117
FSRCNN [71]		13K	33.18/0.9140	29.37/0.8240	28.53/0.7910	26.43/0.8080	31.10/0.9210
VDSR [3]		666K	33.66/0.9213	29.77/0.8314	28.82/0.7976	27.14/0.8279	32.01/0.9340
DRCN [10]		1774K	33.82/0.9226	29.76/0.8311	28.80/0.7963	27.15/0.8276	32.24/0.9343
DRRN [9]		298K	34.03/0.9244	29.96/0.8349	28.95/0.8004	27.53/0.8378	32.71/0.9379
LapSRN [70]	×3	502K	33.81/0.9220	29.79/0.8325	28.82/0.7980	27.07/0.8275	32.21/0.9350
IDN [11]		553K	34.11/0.9253	29.99/0.8354	28.95/0.8013	27.42/0.8359	32.71/0.9381
IMDN [12]		703K	34.36/0.9270	30.32/0.8417	29.09/0.8046	28.17/0.8519	33.61/0.9445
PAN [56]		261K	34.40/0.9271	30.36/0.8423	29.11/0.8050	28.11/0.8511	33.61/0.9448
RFDN [13]		541K	34.41/0.9273	30.34/0.8420	29.09/0.8042	28.21/0.8525	33.67/0.9449
LKDN [41]		311K	34.54/0.9285	30.52/0.8455	29.21/0.8078	28.50/0.8601	34.08/0.9475
MSID [40]		383 K	34.54/0.9283	<u>30.51/0.8456</u>	<u>29.22/0.8083</u>	28.53/0.8603	34.14/0.9477
DRSAN-32s [33]		410 K	34.41/0.9272	30.27/0.8413	29.08/0.8056	28.19/0.8529	-/-
LatticeNet-CL [37]		765 K	34.46/0.9275	30.37/0.8422	29.12/0.8054	28.23/0.8525	-/-
SCN [38]		697 K	34.52/0.9281	30.44/0.8443	29.15/0.8070	28.45/0.8582	33.96/0.9467
LCAN (ours)		299 K	<u>34.58/0.9286</u>	<u>30.53/0.8456</u>	<u>29.22/0.8082</u>	<u>28.57/0.8613</u>	<u>34.18/0.9478</u>
LCAN+ (ours)		299 K	34.63/0.9289	30.57/0.8461	29.25/0.8087	28.68/0.8628	34.32/0.9485
Bicubic [2]		-	28.42/0.8104	26.00/0.7027	25.96/0.6675	23.14/0.6577	24.89/0.7866
SRCNN [1]		8K	30.48/0.8626	27.50/0.7513	26.90/0.7101	24.52/0.7221	27.58/0.8555
FSRCNN [71]		13K	30.72/0.8660	27.61/0.7550	26.98/0.7150	24.62/0.7280	27.90/0.8610
VDSR [3]		666K	31.35/0.8838	28.01/0.7674	27.29/0.7251	25.18/0.7524	28.83/0.8870
DRCN [10]		1774K	31.53/0.8854	28.02/0.7670	27.23/0.7233	25.14/0.7510	28.93/0.8854
DRRN [9]		298K	31.68/0.8888	28.21/0.7720	27.38/0.7284	25.44/0.7638	29.45/0.8946
LapSRN [70]	×4	502K	31.54/0.8852	28.09/0.7700	27.32/0.7275	25.21/0.7562	29.09/0.8900
IDN [11]		553K	31.82/0.8903	28.25/0.7730	27.41/0.7297	25.41/0.7632	29.41/0.8942
IMDN [12]		715K	32.21/0.8948	28.58/0.7811	27.56/0.7353	26.04/0.7838	30.45/0.9075
PAN [55]		272K	32.13/0.8948	28.61/0.7822	27.59/0.7363	26.11/0.7854	30.51/0.9095
RFDN [13]		550K	32.24/0.8952	28.61/0.7819	27.57/0.7360	26.11/0.7858	30.58/0.9089
LKDN [41]		322 K	32.39/0.8979	28.79/0.7859	27.69/0.7402	26.42/0.7965	30.97/0.9140
MSID [40]		393 K	32.40/0.8973	28.79/0.7858	27.69/0.7401	26.43/0.7966	30.94/0.9132
DRSAN-32s [33]		410 K	32.15/0.8935	28.54/0.7813	27.54/0.7364	26.06/0.7858	-/-
LatticeNet-CL [37]		777 K	32.30/0.8958	28.65/0.7822	27.59/0.7365	26.19/0.7855	-/-
SCN [38]		709 K	32.34/0.8967	28.71/0.7834	27.62/0.7381	26.31/0.7926	30.76/0.9112
LCAN (ours)		309 K	32.43/0.8979	28.80/0.7860	27.70/0.7405	26.47/0.7980	31.03/0.9145
LCAN+ (ours)		309 K	32.49/0.8985	28.84/0.7867	27.73/0.7412	26.54/0.7994	31.17/0.9155



Figure 7: Visual comparisons for 4x SR with the BI model on the Set5, B100, Urban100 and Manga109 datasets. The best results are highlighted.

Table 3: Quantitative comparison of our LKAN with the heavy state-of-the-art SR methods on benchmark datasets for 4× SR.

Method	Param	Set5	Set14	BSD100	Urban100
EDSR	43.1M	32.46dB	28.80dB	27.70dB	26.64dB
RDN	22.3M	32.47dB	28.8dB	27.72dB	26.60dB
RCAN	15.6M	32.63dB	28.87dB	27.77dB	26.82dB
DRN	9.8M	32.74dB	28.98dB	27.83dB	27.03dB
ERAN	8.02M	32.66dB	28.92dB	27.79dB	26.86dB
LKAN (ours)	0.309M	32.43dB	28.80dB	27.70dB	26.47dB

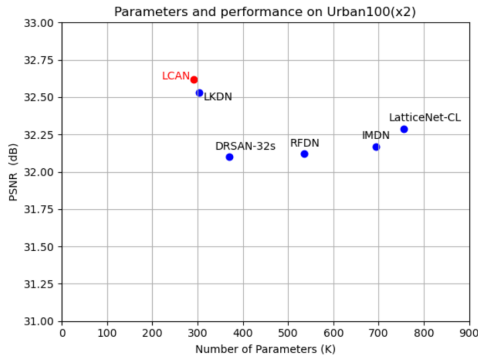


Figure 8: Performance and the parameters of different methods on Urban100 (2×).

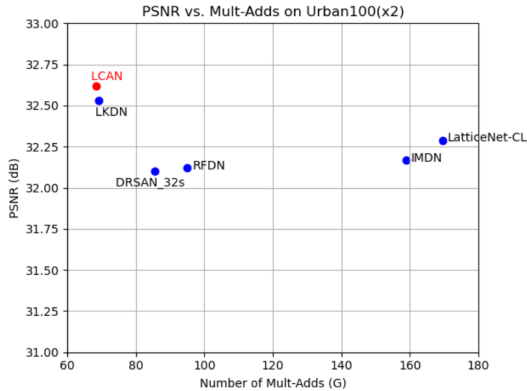


Figure 9: Performance and the Multi-Adds of different methods on Urban100 (2×).

results are showed in TABLE 4, and we further visually illustrate them in Fig. 9. As we can see, our LKAN has only 68.37 G multi-adds, which are 0.73 G fewer than 69.1 G multi-adds of LKDN, and it can achieve the highest PSNR 32.62 dB, outperforming LKDN by 0.09 dB and surpassing other SR methods by a large gap. The comparison results demonstrate the effectiveness and efficiency of our proposed LKAN.




Figure 10: Comparison of real image “pattern.png” for 4× SR.




Figure 11: Comparison of historical image “img008.png” for 4× SR.

4.6. Inference time

With fewer parameters and activities, our LKAN could obtain superior performance, as shown in TABLE 2. To further evaluate time efficiency, we compute the practical inference times of several state-of-the-art SR models. Using official codes of these compared methods, we compute their average inference times on one hundred 1280×720 super-resolved RGB images under the same experimental environment as ours. The PyTorch framework’s `torch.cuda.Event` is used to calculate all inference times. For 4× SR, TABLE 5 presents the inference times for the proposed LKAN and the state-of-the-art SR methods. Theoretically, depth-wise convolution can lessen the standard convolution’s computational complexity and number of parameters [43, 73].

However, the depth-wise convolution’s high memory access cost (MAC) to floating-point operations (FLOPs) means that the GPU’s acceleration performance is currently unable to reach the theoretical value. Therefore, as TABLE 5 shows, our method has no obvious advantage in terms of practical inference time over other lightweight CNN-based approaches, even if our LKAN has fewer parameters and FLOPs in theory. It is worth noting that our method infers faster than transformer-based method, NGswin [74]. Further research is required to optimize the implementation of depth-wise convolution in order to speed up its feed-forward process, which would further ease the development of lightweight networks.

Table 4: Computation and parameters comparison (2× Urban100),The best are **highlighted**.

Metric	IMDN [12]	RFDN [13]	LKDN [41]	DRSAN-32s [33]	LatticeNet-CL [37]	LCAN (ours)
Paras (K)	694	535	304	370	756	291.6
Multi-Adds (G)	158.8	95	69.1	85.5	169.5	68.37
PSNR (dB)	32.17	32.12	32.53	32.1	32.29	32.62

Table 5: Average inference times in millisecond for different state-of-the-art methods on 100 SR RGB pictures with 1280 × 720 for 4× SR.

Method	NGswin [74]	IMDN [12]	RFDN [13]	PAN [56]	BSRN [48]	LKDN [41]	MSID [40]	LCAN (ours)
Time (ms)	157.36	8.93	7.61	17.26	17.93	20.97	18.77	23.95

5. CONCLUSION

We propose a large coordinate kernel attention network (LCAN) which is extremely lightweight for efficient image SR. Specifically, we propose multi-scale blueprint separable convolutions (MBSCConv) to optimize intra-kernel correlations for discriminative feature with multi-scale information. In addition, we revisit the key properties of LKA in which find that the adjacent direct interaction of local information and long-distance dependencies is crucial to provide remarkable performance, thus, we propose a novel large coordinate kernel attention (LCKA) module which enables the adjacent direct interaction of local information and long-distance dependencies in horizontal and vertical directions, respectively. Besides, the LCKA allows for the direct use of extremely large kernels in the depth-wise convolutional layers to capture more contextual information, which helps to significantly improve the reconstruction performance, and it incurs lower computational complexity and memory footprints. Extensive experiments quantitatively and visually demonstrate the superiority, efficiency and robustness of our proposed LCAN for lightweight SR, on datasets generated by BI degradation and on the real-world photos.

References

[1] Dong, C., Loy, C. C., He, K., & Tang, X. (2015). Image super-resolution using deep convolutional networks. *IEEE transactions on pattern analysis and machine intelligence*, 38(2), 295-307.

[2] Zhang, L., & Wu, X. (2006). An edge-guided image interpolation algorithm via directional filtering and data fusion. *IEEE transactions on Image Processing*, 15(8), 2226-2238.

[3] Kim, J., Kwon Lee, J., & Mu Lee, K. (2016). Accurate image super-resolution using very deep convolutional networks. In *Proceedings of the IEEE conference on computer vision and pattern recognition* (pp. 1646-1654).

[4] He, K., Zhang, X., Ren, S., & Sun, J. (2016). Deep residual learning for image recognition. In *Proceedings of the IEEE conference on computer vision and pattern recognition* (pp. 770-778).

[5] Lim, B., Son, S., Kim, H., Nah, S., & Mu Lee, K. (2017). Enhanced deep residual networks for single image super-resolution. In *Proceedings of the IEEE conference on computer vision and pattern recognition workshops* (pp. 136-144).

[6] Huang, G., Liu, Z., Van Der Maaten, L., & Weinberger, K. Q. (2017). Densely connected convolutional networks. In *Proceedings of the IEEE conference on computer vision and pattern recognition* (pp. 4700-4708).

[7] Zhang, Y., Tian, Y., Kong, Y., Zhong, B., & Fu, Y. (2018). Residual dense network for image super-resolution. In *Proceedings of the IEEE conference on computer vision and pattern recognition* (pp. 2472-2481).

[8] Zhang, Y., Li, K., Li, K., Wang, L., Zhong, B., & Fu, Y. (2018). Image super-resolution using very deep residual channel attention networks. In *Proceedings of the European Conference on Computer Vision (ECCV)* (pp. 286-301).

[9] Tai, Y., Yang, J., & Liu, X. (2017). Image super-resolution via deep recursive residual network. In *Proceedings of the IEEE conference on computer vision and pattern recognition* (pp. 3147-3155).

[10] Kim, J., Lee, J. K., & Lee, K. M. (2016). Deeply-recursive convolutional network for image super-resolution. In *Proceedings of the IEEE conference on computer vision and pattern recognition* (pp. 1637-1645).

[11] Hui, Z., Wang, X., & Gao, X. (2018). Fast and accurate single image super-resolution via information distillation network. In *Proceedings of the IEEE conference on computer vision and pattern recognition* (pp. 723-731).

[12] Hui, Z., Gao, X., Yang, Y., & Wang, X. (2019, October). Lightweight image super-resolution with information multi-distillation network. In *Proceedings of the 27th acm international conference on multimedia* (pp. 2024-2032).

[13] Liu, J., Tang, J., & Wu, G. (2020). Residual feature distillation network for lightweight image super-resolution. In *Computer Vision—ECCV 2020 Workshops: Glasgow, UK, August 23–28, 2020, Proceedings, Part III 16* (pp. 41-55). Springer International Publishing.

[14] Vaswani, A., Shazeer, N., Parmar, N., Uszkoreit, J., Jones, L., Gomez, A. N., ... & Polosukhin, I. (2017). Attention is all you need. *Advances in neural information processing systems*, 30.

[15] Hu, J., Shen, L., & Sun, G. (2018). Squeeze-and-excitation networks. In *Proceedings of the IEEE conference on computer vision and pattern recognition* (pp. 7132-7141).

[16] Xia, B. N., Gong, Y., Zhang, Y., & Poellabauer, C. (2019). Second-order non-local attention networks for person re-identification. In *Proceedings of the IEEE/CVF international*

- conference on computer vision (pp. 3760-3769).
- [17] Dosovitskiy, A., Beyer, L., Kolesnikov, A., Weissenborn, D., Zhai, X., Unterthiner, T., ... & Houlsby, N. (2020). An image is worth 16x16 words: Transformers for image recognition at scale. *arXiv preprint arXiv:2010.11929*.
- [18] Liu, Z., Lin, Y., Cao, Y., Hu, H., Wei, Y., Zhang, Z., ... & Guo, B. (2021). Swin transformer: Hierarchical vision transformer using shifted windows. In *Proceedings of the IEEE/CVF international conference on computer vision* (pp. 10012-10022).
- [19] Sun, S., Yue, X., Zhao, H., Torr, P. H., & Bai, S. (2022). Patch-based separable transformer for visual recognition. *IEEE Transactions on Pattern Analysis and Machine Intelligence*.
- [20] Lau, K. W., Po, L. M., & Rehman, Y. A. U. (2024). Large Separable Kernel Attention: Rethinking the Large Kernel Attention Design in CNN. *Expert Systems with Applications*, 236, 121352.
- [21] Zhang, X., Wang, T., Qi, J., Lu, H., & Wang, G. (2018). Progressive attention guided recurrent network for salient object detection. In *Proceedings of the IEEE conference on computer vision and pattern recognition* (pp. 714-722).
- [22] Wang, X., Cai, Z., Gao, D., & Vasconcelos, N. (2019). Towards universal object detection by domain attention. In *Proceedings of the IEEE/CVF conference on computer vision and pattern recognition* (pp. 7289-7298).
- [23] Fan, Q., Zhuo, W., Tang, C. K., & Tai, Y. W. (2020). Few-shot object detection with attention-RPN and multi-relation detector. In *Proceedings of the IEEE/CVF conference on computer vision and pattern recognition* (pp. 4013-4022).
- [24] Liu, N., Zhang, N., Shao, L., & Han, J. (2021). Learning selective mutual attention and contrast for RGB-D saliency detection. *IEEE Transactions on Pattern Analysis and Machine Intelligence*, 44(12), 9026-9042.
- [25] Symeonidis, C., Mademlis, I., Pitas, I., & Nikolaidis, N. (2023). Neural attention-driven non-maximum suppression for person detection. *IEEE transactions on image processing*.
- [26] Zhang, L., & Ma, K. (2023). Structured Knowledge Distillation for Accurate and Efficient Object Detection. *IEEE Transactions on Pattern Analysis and Machine Intelligence*.
- [27] Fu, J., Liu, J., Tian, H., Li, Y., Bao, Y., Fang, Z., & Lu, H. (2019). Dual attention network for scene segmentation. In *Proceedings of the IEEE/CVF conference on computer vision and pattern recognition* (pp. 3146-3154).
- [28] Jiang, P. T., Han, L. H., Hou, Q., Cheng, M. M., & Wei, Y. (2021). Online attention accumulation for weakly supervised semantic segmentation. *IEEE Transactions on Pattern Analysis and Machine Intelligence*, 44(10), 7062-7077.
- [29] He, X., Liu, J., Wang, W., & Lu, H. (2022). An efficient sampling-based attention network for semantic segmentation. *IEEE Transactions on Image Processing*, 31, 2850-2863.
- [30] Shi, H., Hayat, M., & Cai, J. (2023). Transformer scale gate for semantic segmentation. In *Proceedings of the IEEE/CVF Conference on Computer Vision and Pattern Recognition* (pp. 3051-3060).
- [31] Lu, Z., He, S., Li, D., Song, Y. Z., & Xiang, T. (2023). Prediction calibration for generalized few-shot semantic segmentation. *IEEE Transactions on Image Processing*.
- [32] Zhang, F., Panahi, A., & Gao, G. (2023). FsaNet: Frequency Self-attention for Semantic Segmentation. *IEEE Transactions on Image Processing*.
- [33] K. Park, J.-W. Soh, N.-I. Cho, A dynamic residual self-attention network for lightweight single image super-resolution, *IEEE Trans. Multimedia* 25 (2023) 907-918.
- [34] Feng, H., Wang, L., Li, Y., & Du, A. (2022). LKASR: Large kernel attention for lightweight image super-resolution. *Knowledge-Based Systems*, 252, 109376.
- [35] Chen, R., & Zhang, Y. (2022). Learning dynamic generative attention for single image super-resolution. *IEEE Transactions on Circuits and Systems for Video Technology*, 32(12), 8368-8382.
- [36] Su, J. N., Gan, M., Chen, G. Y., Yin, J. L., & Chen, C. P. (2022). Global learnable attention for single image super-resolution. *IEEE Transactions on Pattern Analysis and Machine Intelligence*.
- [37] Luo, X., Qu, Y., Xie, Y., Zhang, Y., Li, C., & Fu, Y. (2022). Lattice network for lightweight image restoration. *IEEE Transactions on Pattern Analysis and Machine Intelligence*, 45(4), 4826-4842.
- [38] Yang, H., Yang, X., Liu, K., Jeon, G., & Zhu, C. (2023). SCN: Self-Calibration Network for fast and accurate image super-resolution. *Expert Systems with Applications*, 226, 120159.
- [39] Hao, F., Wu, J., Liang, W., Xu, J., & Li, P. (2024). Lightweight blueprint residual network for single image super-resolution. *Expert Systems with Applications*, 123954.
- [40] Hu, Y., Huang, Y., & Zhang, K. (2023). Multi-scale information distillation network for efficient image super-resolution. *Knowledge-Based Systems*, 110718.
- [41] Xie, C., Zhang, X., Li, L., Meng, H., Zhang, T., Li, T., & Zhao, X. (2023). Large Kernel Distillation Network for Efficient Single Image Super-Resolution. In *Proceedings of the IEEE/CVF Conference on Computer Vision and Pattern Recognition* (pp. 1283-1292).
- [42] Xie, X., Zhou, P., Li, H., Lin, Z., & Yan, S. (2022). Adan: Adaptive nesterov momentum algorithm for faster optimizing deep models. *arXiv preprint arXiv:2208.06677*.
- [43] Haase, D., & Amthor, M. (2020). Rethinking depthwise separable convolutions: How intra-kernel correlations lead to improved mobilenets. In *Proceedings of the IEEE/CVF conference on computer vision and pattern recognition* (pp. 14600-14609).
- [44] Ahn, N., Kang, B., & Sohn, K. A. (2018). Fast, accurate, and lightweight super-resolution with cascading residual network. In *Proceedings of the European conference on computer vision (ECCV)* (pp. 252-268).
- [45] Chu, X., Zhang, B., Ma, H., Xu, R., & Li, Q. (2021, January). Fast, accurate and lightweight super-resolution with neural architecture search. In *2020 25th International conference on pattern recognition (ICPR)* (pp. 59-64). *IEEE*.
- [46] Cheng, G., Matsune, A., Du, H., Liu, X., & Zhan, S. (2022). Exploring more diverse network architectures for single image super-resolution. *Knowledge-Based Systems*, 235, 107648.
- [47] Zhang, K., Gu, S., Timofte, R., Hui, Z., Wang, X., Gao, X., ... & Nan, N. AIM 2019 challenge on constrained super-resolution: Methods and results. In *2019 IEEE. In CVF International Conference on Computer Vision (ICCV) Workshops* (pp. 3565-3574).
- [48] Li, Z., Liu, Y., Chen, X., Cai, H., Gu, J., Qiao, Y., & Dong, C. (2022). Blueprint separable residual network for efficient image super-resolution. In *Proceedings of the IEEE/CVF Conference on Computer Vision and Pattern Recognition* (pp. 833-843).
- [49] Wang, Q., Wu, B., Zhu, P., Li, P., Zuo, W., & Hu, Q. (2020). ECA-Net: Efficient channel attention for deep convolutional neural networks. In *Proceedings of the IEEE/CVF conference on computer vision and pattern recognition* (pp. 11534-11542).
- [50] Zhang, Q. L., & Yang, Y. B. (2021, June). Sa-net: Shuffle attention for deep convolutional neural networks. In *ICASSP 2021-2021 IEEE International Conference on Acoustics, Speech and Signal Processing (ICASSP)* (pp. 2235-2239). *IEEE*.
- [51] Gao, G., Li, W., Li, J., Wu, F., Lu, H., & Yu, Y. (2022, June). Feature distillation interaction weighting network for lightweight image super-resolution. In *Proceedings of the AAAI conference on artificial intelligence* (Vol. 36, No. 1, pp. 661-669).

- [52] Hao, F., Zhang, T., Zhao, L., & Tang, Y. (2022). Efficient residual attention network for single image super-resolution. *Applied Intelligence*, 52(1), 652-661.
- [53] Hu, Y., Li, J., Huang, Y., & Gao, X. (2019). Channel-wise and spatial feature modulation network for single image super-resolution. *IEEE Transactions on Circuits and Systems for Video Technology*, 30(11), 3911-3927.
- [54] Liu, H., Cao, F., Wen, C., & Zhang, Q. (2020). Lightweight multi-scale residual networks with attention for image super-resolution. *Knowledge-Based Systems*, 203, 106103.
- [55] Liu, J., Zhang, W., Tang, Y., Tang, J., & Wu, G. (2020). Residual feature aggregation network for image super-resolution. In *Proceedings of the IEEE/CVF conference on computer vision and pattern recognition* (pp. 2359-2368).
- [56] Zhao, H., Kong, X., He, J., Qiao, Y., & Dong, C. (2020). Efficient image super-resolution using pixel attention. In *Computer Vision–ECCV 2020 Workshops: Glasgow, UK, August 23–28, 2020, Proceedings, Part III 16* (pp. 56-72). Springer International Publishing.
- [57] Guo, M. H., Lu, C. Z., Liu, Z. N., Cheng, M. M., & Hu, S. M. (2023). Visual attention network. *Computational Visual Media*, 9(4), 733-752.
- [58] Hendrycks, D., & Gimpel, K. (2016). Gaussian error linear units (gelus). *arXiv preprint arXiv:1606.08415*.
- [59] Shi, W., Caballero, J., Huszár, F., Totz, J., Aitken, A. P., Bishop, R., ... & Wang, Z. (2016). Real-time single image and video super-resolution using an efficient sub-pixel convolutional neural network. In *Proceedings of the IEEE conference on computer vision and pattern recognition* (pp. 1874-1883).
- [60] Howard, A. G., Zhu, M., Chen, B., Kalenichenko, D., Wang, W., Weyand, T., ... & Adam, H. (2017). Mobilenets: Efficient convolutional neural networks for mobile vision applications. *arXiv preprint arXiv:1704.04861*.
- [61] Timofte, R., Agustsson, E., Van Gool, L., Yang, M. H., & Zhang, L. (2017). Ntire 2017 challenge on single image super-resolution: Methods and results. In *Proceedings of the IEEE conference on computer vision and pattern recognition workshops* (pp. 114-125).
- [62] Bevilacqua, M., Roumy, A., Guillemot, C., & Albi-Morel, M. L. (2012). Low-complexity single-image super-resolution based on nonnegative neighbor embedding.
- [63] Zeyde, R., Elad, M., & Protter, M. (2010, June). On single image scale-up using sparse-representations. In *International conference on curves and surfaces* (pp. 711-730). Springer, Berlin, Heidelberg.
- [64] Arbelaez, P., Maire, M., Fowlkes, C., & Malik, J. (2010). Contour detection and hierarchical image segmentation. *IEEE transactions on pattern analysis and machine intelligence*, 33(5), 898-916.
- [65] Huang, J. B., Singh, A., & Ahuja, N. (2015). Single image super-resolution from transformed self-exemplars. In *Proceedings of the IEEE conference on computer vision and pattern recognition* (pp. 5197-5206).
- [66] Matsui, Y., Ito, K., Aramaki, Y., Fujimoto, A., Ogawa, T., Yamasaki, T., & Aizawa, K. (2017). Sketch-based manga retrieval using manga109 dataset. *Multimedia Tools and Applications*, 76(20), 21811-21838.
- [67] Lai, W. S., Huang, J. B., Ahuja, N., & Yang, M. H. (2018). Fast and accurate image super-resolution with deep laplacian pyramid networks. *IEEE transactions on pattern analysis and machine intelligence*, 41(11), 2599-2613.
- [68] Zhang, K., Zuo, W., & Zhang, L. (2018). Learning a single convolutional super-resolution network for multiple degradations. In *Proceedings of the IEEE conference on computer vision and pattern recognition* (pp. 3262-3271).
- [69] Paszke, A., Gross, S., Chintala, S., Chanan, G., Yang, E., DeVito, Z., ... & Lerer, A. (2017). Automatic differentiation in pytorch.
- [70] Lai, W. S., Huang, J. B., Ahuja, N., & Yang, M. H. (2017). Deep laplacian pyramid networks for fast and accurate super-resolution. In *Proceedings of the IEEE conference on computer vision and pattern recognition* (pp. 624-632).
- [71] Dong, C., Loy, C. C., & Tang, X. (2016). Accelerating the super-resolution convolutional neural network. In *Computer Vision–ECCV 2016: 14th European Conference, Amsterdam, The Netherlands, October 11-14, 2016, Proceedings, Part II 14* (pp. 391-407). Springer International Publishing.
- [72] Wang, Z., Bovik, A. C., Sheikh, H. R., & Simoncelli, E. P. (2004). Image quality assessment: from error visibility to structural similarity. *IEEE transactions on image processing*, 13(4), 600-612.
- [73] Chollet, F. (2017). Xception: Deep learning with depthwise separable convolutions. In *Proceedings of the IEEE conference on computer vision and pattern recognition* (pp. 1251-1258).
- [74] Choi, H., Lee, J., & Yang, J. (2023). N-gram in swin transformers for efficient lightweight image super-resolution. In *Proceedings of the IEEE/CVF Conference on Computer Vision and Pattern Recognition* (pp. 2071-2081).