

LARGE LANGUAGE MODEL BIAS MITIGATION FROM THE PERSPECTIVE OF KNOWLEDGE EDITING

Ruizhe Chen
Zhejiang University

Yichen Li[†]
Zhejiang University

Yang Feng
Angelalign Technology Inc.

Zuozhu Liu^{*}
Zhejiang University

ABSTRACT

Existing debiasing methods inevitably make unreasonable or undesired predictions as they are designated and evaluated to achieve parity across different social groups but leave aside individual facts, resulting in modified existing knowledge. In this paper, we first establish a new bias mitigation benchmark BiasKE leveraging existing and additional constructed datasets, which systematically assesses debiasing performance by complementary metrics on fairness, specificity, and generalization. Meanwhile, we propose a novel debiasing method, Fairness Stamp (FAST), which enables editable fairness through fine-grained calibration on individual biased knowledge. Comprehensive experiments demonstrate that FAST surpasses state-of-the-art baselines with remarkable debiasing performance while not hampering overall model capability for knowledge preservation, highlighting the prospect of fine-grained debiasing strategies for editable fairness in LLMs.

1 INTRODUCTION

Pre-trained Large Language Models (LLMs) have demonstrated exceptional performance on many tasks (Devlin et al., 2018; Floridi & Chiriatti, 2020; Brown et al., 2020). However, the encoded social stereotypes and human-like biases inevitably cause undesired behaviors when deploying LLMs in practice (Zhao et al., 2019; Navigli et al., 2023; Sheng et al., 2021). Existing approaches to mitigate biases in LLMs are mainly categorized into: (1) Fine-tuning (Zmigrod et al., 2019; Webster et al., 2020; He et al., 2022; Liang et al., 2020; Lauscher et al., 2021), which includes techniques such as re-balanced corpus pre-training, contrastive learning, projection methods, and efficient parameter tuning. (2) Prompt-tuning (Guo et al., 2022; Yang et al., 2023; Li et al., 2023; Dong et al., 2023), which involves creating prompts to address social biases.

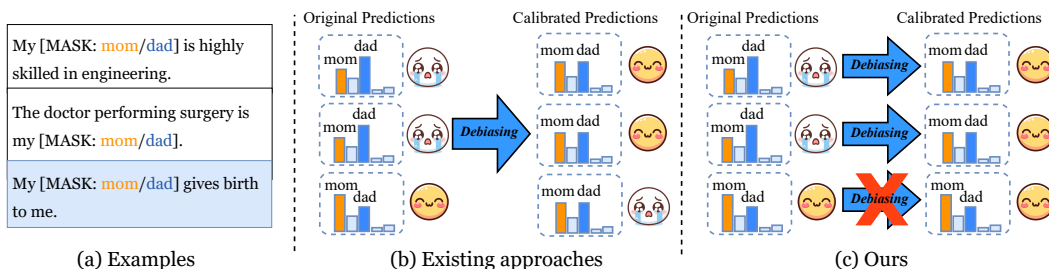


Figure 1: (a) Expression towards different groups (e.g., mom/dad) does not necessarily constitute a bias. (b) Existing debiasing approaches usually equalize different groups, resulting in unreasonable predictions. (c) Our proposed method performs fine-grained calibration with biased knowledge, while maintaining the others.

However, existing techniques treat social groups as interchangeable (Gallegos et al., 2023) and neutralize protected attributes of different social groups in model inputs or outputs, while ignoring or

^{*}Corresponding author. [†] Equal Contribution

concealing distinct mechanisms of different social groups (Hanna et al., 2020), as shown in Figure 1. Furthermore, existing debiasing evaluation metrics mainly focus on the degree of bias, but fail to measure whether the model retains its origin knowledge (Gallegos et al., 2023) of discerning reasonable disparities among different social groups.

To address these issues, we first establish a more comprehensive debiasing benchmark **BiasKE** by extending existing datasets with additional constructed data and evaluation metrics on fairness, specificity, and generalization. Moreover, we propose a novel method Fairness-Stamp (**FAST**) for editable bias mitigation. Instead of mitigating group biases indiscriminately, FAST operates fine-grained calibrations on individual biases, i.e., specific stereotyped statements toward a social group. Specifically, we first design a causal-tracing-based method to locate the decisive layer in LLMs responsible for biased predictions. Then we propose to add a lightweight modular network, which enables fine-grained and efficient debiasing of one or multiple individual biased knowledge, with objectives of bias mitigation and knowledge maintenance.

We evaluate FAST with comprehensive experiments on StereoSet (Nadeem et al., 2020b) and Crows-Pairs (Nangia et al., 2020), which are further extended as BiasKE for systematic evaluation. Results show that FAST achieves remarkable debiasing performance without compromising model capability. We extend FAST to larger models such as GPT-Neo and Llama to demonstrate the scalability in real-world applications. Additional experiments showcase the effectiveness on downstream tasks, continual bias mitigation, and lightweight optimization, with results and analysis in Appendix D.

2 BIASKE BENCHMARK CONSTRUCTION

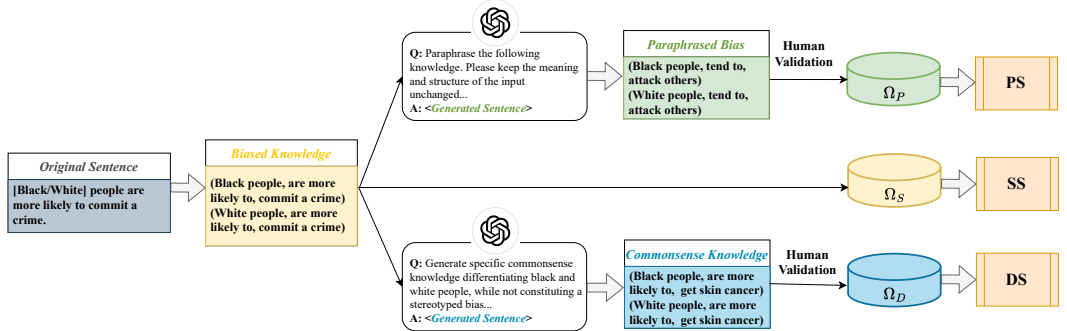


Figure 2: An illustration of the construction of BiasKE.

In this section, we describe the procedures for establishing BiasKE, with an illustration in Figure 2. To better express a bias, we formalize the stereotype bias (e.g., Man is good at man) as a triplet $k = (s, r, o)$, where s is the subject (i.e., Man), o is the object (i.e., math), and r is the relation between them (i.e., is good at), as inspired by Petroni et al. (2019). We collect social biases related to three domains (gender, race, and religion) from six existing datasets, as detailed in Appendix A.2.

Step1. Based on these social biases, we extract biased knowledge pairs (k_1, k_2) . As shown in Figure 2, the sentence “black people are more likely to commit a crime” can be extracted as k_1 (Black people, are more likely to, commit a crime.). k_2 is the counterfactual of k_1 , which can have an opposite s_2 (i.e., white people) or o_2 (i.e., compliance). Representative examples of different datasets can be referred to in Table 5. The set of biased knowledge pairs is denoted by Ω_S .

Step2. Then we create Ω_P , the set of paraphrased biased knowledge pair (k'_1, k'_2) , with the same semantic expression as k_1, k_2 , as exemplified in Figure 2. Ω_P constitutes similar social biases as in Ω_S , which is utilized to measure the generalization ability of debiased models and prevent the edited model from overfitting to a particular input.

Step3. Finally, Ω_D is independently created by collecting commonsense knowledge related to the subjects (e.g., man/woman, Christians/Jewish) in Ω_S . We also confirm that pre-existing knowledge in Ω_D is irrelevant to the knowledge within Ω_S , thus measuring the ability to retain unrelated knowledge. Both Ω_P and Ω_D are initially generated by prompting GPT-4 API and manually validated.

Evaluating Metrics. Furthermore, for fair and systematic evaluation, we design three evaluating metrics, Stereotype Score (SS), Paraphrase Stereotype Score and Differentiation Score (DS), to evaluate fairness, generalization and specificity ability of debiasing methods, respectively. Specifically, in addition to using SS to measure the degree of bias, PS evaluates the generalization ability on semantically similar biased knowledge, and DS evaluates the ability to preserve existing knowledge about individuals. Detailed descriptions of these evaluating metrics are presented in Appendix A.1.

3 METHOD

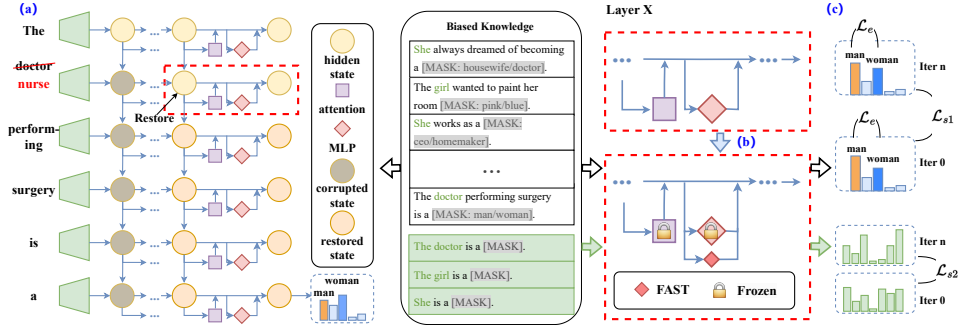


Figure 3: An illustration of our FAST framework. (a) We first localize the critical layer towards biased predictions. (b) A fairness stamp is inserted within the critical layer. (c) Our FAST can finely calibrate debiasing demands with the objective of bias mitigation and knowledge maintenance.

We propose a fine-grained bias mitigation method **Fairness-Stamp (FAST)**. FAST operates through a two-step process, as depicted in Figure 3. In the first step, we propose to investigate if there are specific hidden states (i.e., layers) that play a more crucial role than others when recalling biased knowledge, as inspired by the knowledge localization works (Meng et al., 2022; Finlayson et al., 2021). Our biased knowledge localization is performed in three steps, biased run, counterfactual input and restoration run, with a complete description in Figure 4 in the Appendix B.1:

In the second step, we propose to select the layer that contributes most significantly to the bias and envelope it with a Fairness Stamp. The fairness stamp is a 2-layer Feed-Forward Network (FFN) layer, which adjusts the output of the enveloped layer with the same input. Assuming the input hidden states to be \mathbf{h} , the FFN layer in original LLMs can be formulated as follows: $\text{FFN}(\mathbf{h}) = \text{Act}(\mathbf{h}\mathbf{K}^\top)\mathbf{V}$, where \mathbf{K} and \mathbf{V} denote the parameters (i.e., keys and values matrices) of the first and second linear layers in the FFN, respectively. Our fairness stamp inserts an extra intervention on the original output with a few external parameters. The new output of the modified FFN layer is:

$$\text{FFN}'(\mathbf{h}) = \text{FFN}(\mathbf{h}) + \text{Act}(\mathbf{h}\mathbf{K}'^\top)\mathbf{V}', \tag{1}$$

where \mathbf{K}' , $\mathbf{V}' \in R^{d_e \times d}$ are the new parameter matrices in our fairness stamp. The stamp is optimized for each individual biased knowledge in the set Ω with the objectives of fairness (i.e., bias mitigation) and specificity (i.e., knowledge maintenance).

Fairness. The main objective is to mitigate the biased prediction. With prompts of a biased knowledge pair, we narrow the gap between predictions on the biased object and unbiased object:

$$\mathcal{L}_e = \frac{1}{|\Omega|} \sum_{(k_1, k_2) \in \Omega} |\mathcal{P}_G[k_1] - \mathcal{P}_G[k_2]|, \tag{2}$$

where $k_i = (s_i, r_i, o_i)$ and $\mathcal{P}_G[k_i] = \mathcal{P}_G[o_i|p_i]$ denotes the probability of predicting o_i given the prompt $p_i = (s_i, r_i)$.

Specificity. We propose to preserve existing knowledge in two parts. First, we maintain the predictions for the input prompts on other objects. Furthermore, we minimize the change of predictions on simple prompts p' (e.g., “ $\{subject\}$ is a $[MASK]$ ”), which helps preserve the perception of the

model on the subjects (e.g., *man*, *woman*). The two losses are formulated as follows:

$$\mathcal{L}_{s1} = \frac{1}{|\Omega|} \sum_{p_i \in \Omega} \mathcal{D}_{KL}(\mathcal{P}_{\mathcal{G}}[\star|p_i], \mathcal{P}_{\mathcal{G}^*}[\star|p_i]), \quad \mathcal{L}_{s2} = \frac{1}{|\Omega|} \sum_{s_i \in \Omega} \mathcal{D}_{KL}(\mathcal{P}_{\mathcal{G}}[\star|p'(s_i)], \mathcal{P}_{\mathcal{G}^*}[\star|p'(s_i)]), \quad (3)$$

where $\mathcal{P}_{\mathcal{G}}[\star|p']$ is the predicted probability vector. \mathcal{G} and \mathcal{G}^* represent the origin and debiased model. \mathcal{D}_{KL} represents the Kullback-Leibler Divergence. To prevent the model from overfitting to particular inputs, we also utilize prefix texts x_j to enhance generalization ability across various contexts. These prefix texts are randomly generated by the model, for instance, “*My father told me that*”, and are concatenated to the front of the prompts.

The overall objective is formulated as: $\mathcal{L} = \mathcal{L}_e + \alpha\mathcal{L}_{s1} + \beta\mathcal{L}_{s2}$, where α and β are hyper-parameters.

4 EXPERIMENT

Experimental Details. Experiments are mainly conducted on **BERT** (Devlin et al., 2018) and **GPT2** (Radford et al., 2019) compared with 8 state-of-the-art baselines. We also conduct additional experiments on larger models, i.e., GPT2-XL, GPT-Neo, and Llama-2 to further validate the scalability of FAST. We evaluate **SS**, **PS**, **DS**, **LMS**, and **ICAT** for comprehensive comparison, with detailed description in the Appendix A.1. We report results on **StereoSet** (Nadeem et al., 2020b) and **Crows-Pairs** (Nangia et al., 2020) datasets to keep consistent with baselines. Details of datasets, baselines, model and implementation are reported in Appendix C.1. We only report the experimental results in terms of gender, please refer to the Appendix C.3 for race and religion.

Debiasing Results on BERT. The results are reported in Table 1. It is observed that all baseline methods fail to yield satisfactory results in knowledge maintenance (i.e., DS). This proves our claim that group-invariant methods compromise the ability to distinguish between different social groups while mitigating biases. However, our FAST can largely maintain a high DS. Furthermore, our FAST is the first to achieve near-perfect bias mitigation (i.e., SS), while SS of all baselines are still higher than 56 as for StereoSet. This demonstrates the effectiveness of our FAST towards eliminating social biases in LLMs.

Table 1: Debiasing Results on BERT. The best result is indicated in **bold**. \diamond : the closer to 50, the better. “-”: results are not reported.

Method	SS _{S-Set} \diamond	SS _{Crows} \diamond	PS \diamond	DS \uparrow	LMS \uparrow	ICAT \uparrow
BERT	60.28	57.25	59.17	100.0	84.17	68.11
CDA	59.61	56.11	57.56	75.00	83.08	70.11
Dropout	60.68	55.34	58.65	87.50	83.04	66.95
INLP	56.66	51.15	54.15	66.67	80.63	71.40
SelfDebias	59.34	52.29	57.45	68.75	84.09	69.92
SentDebias	59.37	52.29	56.78	70.83	84.20	69.56
MABEL	56.25	50.76	54.74	66.67	84.54	73.98
AutoDebias	59.65	48.43	57.64	58.33	86.28	69.64
FMD	57.77	-	55.43	70.83	85.45	72.17
Ours	51.16	49.69	50.80	95.83	86.30	84.29

Debiasing Results on GPT2. As for GPT2, our method can consistently surpass all the baselines in terms of SS and DS, indicating its superiority in both bias mitigation and knowledge maintenance, as shown in Table 2. FAST also enhances the ICAT score from 68.74 to 80.38, exceeding the second-best result by 6.86. More debiasing results and qualitative study can be referred to Appendix C.

Scalability to Larger Models. The results on large models are reported in Table 3. After debiasing, FAST induces a significant reduction in SS, and a great improvement in ICAT. Meanwhile, FAST can also largely maintain the differentiation score for larger language models. These demonstrate the consistent effectiveness of FAST on LLMs and scalability in real-world applications.

More analysis and discussion on language modeling capability, knowledge locating, computational complexity and hyper-parameters are provided in the Appendix D.

Table 2: Debiasing Results on GPT2.

Method	SS _{S-Set} \diamond	SS _{Crows} \diamond	PS \diamond	DS \uparrow	LMS \uparrow	ICAT \uparrow
GPT2	62.65	56.87	60.26	100.0	91.01	68.74
CDA	64.02	56.87	61.12	67.86	90.36	65.02
Dropout	63.35	57.63	64.29	71.00	90.40	64.44
INLP	59.83	53.44	57.78	60.71	73.76	61.38
SelfDebias	60.84	56.11	58.97	64.29	89.07	70.72
SentDebias	56.05	56.11	57.67	71.43	87.43	73.52
Ours	54.91	51.62	53.83	82.14	89.42	80.38

Table 3: Debiasing Results on larger models.

Method	SS _{S-Set} \diamond	SS _{Crows} \diamond	PS \diamond	DS \uparrow	LMS \uparrow	ICAT \uparrow
GPT2-XL	68.70	65.41	64.35	100.0	92.79	58.09
Ours	60.50	50.94	56.89	85.71	89.14	70.42
GPT-Neo	70.40	63.52	68.23	100.0	93.47	55.33
Ours	60.97	50.96	60.34	90.48	84.49	65.95
Llama-2	66.28	65.41	66.16	100.0	88.83	59.92
Ours	55.70	51.57	54.79	78.57	86.89	76.98

5 CONCLUSION

In this paper, we pioneer the fine-grained bias mitigation paradigm, which specifically focuses on human-relevant individual social biases/facts rather than broad group differences. We develop a novel evaluation benchmark BiasKE and propose the first Editable Fairness framework, FAST, capable of mitigating single social biases and scalable to mitigating thousands of biases concurrently. Extensive experiments across various models and datasets demonstrate the efficacy of our approach, showcasing its generalizability, specificity, and scalability. Our findings offer significant implications for future debiasing research. The limitation and future works can be referred to Appendix E.

REFERENCES

- Marion Bartl, Malvina Nissim, and Albert Gatt. Unmasking contextual stereotypes: Measuring and mitigating bert’s gender bias. *arXiv preprint arXiv:2010.14534*, 2020.
- Sid Black, Gao Leo, Phil Wang, Connor Leahy, and Stella Biderman. GPT-Neo: Large Scale Autoregressive Language Modeling with Mesh-Tensorflow, March 2021. URL <https://doi.org/10.5281/zenodo.5297715>. If you use this software, please cite it using these metadata.
- Tom Brown, Benjamin Mann, Nick Ryder, Melanie Subbiah, Jared D Kaplan, Prafulla Dhariwal, Arvind Neelakantan, Pranav Shyam, Girish Sastry, Amanda Askell, et al. Language models are few-shot learners. *Advances in neural information processing systems*, 33:1877–1901, 2020.
- Aylin Caliskan, Joanna J Bryson, and Arvind Narayanan. Semantics derived automatically from language corpora contain human-like biases. *Science*, 356(6334):183–186, 2017.
- Ruizhe Chen, Jianfei Yang, Huimin Xiong, Jianhong Bai, Tianxiang Hu, Jin Hao, Yang Feng, Joey Tianyi Zhou, Jian Wu, and Zuozhu Liu. Fast model debias with machine unlearning. *arXiv preprint arXiv:2310.12560*, 2023.
- Sunipa Dev, Akshita Jha, Jaya Goyal, Dinesh Tewari, Shachi Dave, and Vinodkumar Prabhakaran. Building stereotype repositories with llms and community engagement for scale and depth. *Cross-Cultural Considerations in NLP@ EACL*, pp. 84, 2023.
- Jacob Devlin, Ming-Wei Chang, Kenton Lee, and Kristina Toutanova. Bert: Pre-training of deep bidirectional transformers for language understanding. *arXiv preprint arXiv:1810.04805*, 2018.
- Xiangjue Dong, Ziwei Zhu, Zhuoer Wang, Maria Teleki, and James Caverlee. Co² pt: Mitigating bias in pre-trained language models through counterfactual contrastive prompt tuning. *arXiv preprint arXiv:2310.12490*, 2023.
- Matthew Finlayson, Aaron Mueller, Sebastian Gehrmann, Stuart Shieber, Tal Linzen, and Yonatan Belinkov. Causal analysis of syntactic agreement mechanisms in neural language models. *arXiv preprint arXiv:2106.06087*, 2021.
- Luciano Floridi and Massimo Chiriatti. Gpt-3: Its nature, scope, limits, and consequences. *Minds and Machines*, 30:681–694, 2020.
- Isabel O Gallegos, Ryan A Rossi, Joe Barrow, Md Mehrab Tanjim, Sungchul Kim, Franck Dernoncourt, Tong Yu, Ruiyi Zhang, and Nesreen K Ahmed. Bias and fairness in large language models: A survey. *arXiv preprint arXiv:2309.00770*, 2023.
- Yue Guo, Yi Yang, and Ahmed Abbasi. Auto-debias: Debiasing masked language models with automated biased prompts. In *Proceedings of the 60th Annual Meeting of the Association for Computational Linguistics (Volume 1: Long Papers)*, pp. 1012–1023, 2022.
- Alex Hanna, Emily Denton, Andrew Smart, and Jamila Smith-Loud. Towards a critical race methodology in algorithmic fairness. In *Proceedings of the 2020 conference on fairness, accountability, and transparency*, pp. 501–512, 2020.
- Jacqueline He, Mengzhou Xia, Christiane Fellbaum, and Danqi Chen. Mabel: Attenuating gender bias using textual entailment data. *arXiv preprint arXiv:2210.14975*, 2022.
- Anne Lauscher, Tobias Lueken, and Goran Glavaš. Sustainable modular debiasing of language models. *arXiv preprint arXiv:2109.03646*, 2021.
- Yingji Li, Mengnan Du, Xin Wang, and Ying Wang. Prompt tuning pushes farther, contrastive learning pulls closer: A two-stage approach to mitigate social biases. *arXiv preprint arXiv:2307.01595*, 2023.
- Paul Pu Liang, Irene Mengze Li, Emily Zheng, Yao Chong Lim, Ruslan Salakhutdinov, and Louis-Philippe Morency. Towards debiasing sentence representations. *arXiv preprint arXiv:2007.08100*, 2020.

- Kevin Meng, David Bau, Alex Andonian, and Yonatan Belinkov. Locating and editing factual associations in gpt. *Advances in Neural Information Processing Systems*, 35:17359–17372, 2022.
- Moin Nadeem, Anna Bethke, and Siva Reddy. Stereoset: Measuring stereotypical bias in pretrained language models. *arXiv preprint arXiv:2004.09456*, 2020a.
- Moin Nadeem, Anna Bethke, and Siva Reddy. Stereoset: Measuring stereotypical bias in pretrained language models. In *Proceedings of the AAAI Conference on Artificial Intelligence*, 2020b.
- Nikita Nangia, Clara Vania, Rasika Bhalerao, and Samuel R Bowman. Crows-pairs: A challenge dataset for measuring social biases in masked language models. *arXiv preprint arXiv:2010.00133*, 2020.
- Roberto Navigli, Simone Conia, and Björn Ross. Biases in large language models: Origins, inventory and discussion. *ACM Journal of Data and Information Quality*, 2023.
- Anaelia Ovalle, Palash Goyal, Jwala Dhamala, Zachary Jagers, Kai-Wei Chang, Aram Galstyan, Richard Zemel, and Rahul Gupta. “i’m fully who i am”: Towards centering transgender and non-binary voices to measure biases in open language generation. In *Proceedings of the 2023 ACM Conference on Fairness, Accountability, and Transparency*, pp. 1246–1266, 2023.
- Fabio Petroni, Tim Rocktäschel, Patrick Lewis, Anton Bakhtin, Yuxiang Wu, Alexander H Miller, and Sebastian Riedel. Language models as knowledge bases? *arXiv preprint arXiv:1909.01066*, 2019.
- Alec Radford et al. Language models are unsupervised multitask learners. *OpenAI Blog*, 1(8), 2019.
- Shauli Ravfogel, Yanai Elazar, Hila Gonen, Michael Twiton, and Yoav Goldberg. Null it out: Guarding protected attributes by iterative nullspace projection. *arXiv preprint arXiv:2004.07667*, 2020.
- Rachel Rudinger, Jason Naradowsky, Brian Leonard, and Benjamin Van Durme. Gender bias in coreference resolution. *arXiv preprint arXiv:1804.09301*, 2018.
- Nihar Sahoo, Himanshu Gupta, and Pushpak Bhattacharyya. Detecting unintended social bias in toxic language datasets. *arXiv preprint arXiv:2210.11762*, 2022.
- Timo Schick, Sahana Udupa, and Hinrich Schütze. Self-diagnosis and self-debiasing: A proposal for reducing corpus-based bias in nlp. *Transactions of the Association for Computational Linguistics*, 9:1408–1424, 2021.
- Emily Sheng, Kai-Wei Chang, Premkumar Natarajan, and Nanyun Peng. Societal biases in language generation: Progress and challenges. *arXiv preprint arXiv:2105.04054*, 2021.
- Hugo Touvron, Louis Martin, Kevin Stone, Peter Albert, Amjad Almahairi, Yasmine Babaei, Nikolay Bashlykov, Soumya Batra, Prajjwal Bhargava, Shruti Bhosale, et al. Llama 2: Open foundation and fine-tuned chat models. *arXiv preprint arXiv:2307.09288*, 2023.
- Alex Wang, Amanpreet Singh, Julian Michael, Felix Hill, Omer Levy, and Samuel R Bowman. Glue: A multi-task benchmark and analysis platform for natural language understanding. *arXiv preprint arXiv:1804.07461*, 2018.
- Kellie Webster, Xuezhi Wang, Ian Tenney, Alex Beutel, Emily Pitler, Ellie Pavlick, Jilin Chen, Ed Chi, and Slav Petrov. Measuring and reducing gendered correlations in pre-trained models. *arXiv preprint arXiv:2010.06032*, 2020.
- Thomas Wolf et al. Transformers: State-of-the-art natural language processing, 2020.
- Ke Yang, Charles Yu, Yi R Fung, Manling Li, and Heng Ji. Adept: A debiasing prompt framework. In *Proceedings of the AAAI Conference on Artificial Intelligence*, volume 37, pp. 10780–10788, 2023.
- Xinchen Yu, Eduardo Blanco, and Lingzi Hong. Hate speech and counter speech detection: Conversational context does matter. *arXiv preprint arXiv:2206.06423*, 2022.

Jieyu Zhao, Tianlu Wang, Mark Yatskar, Vicente Ordonez, and Kai-Wei Chang. Gender bias in coreference resolution: Evaluation and debiasing methods. *arXiv preprint arXiv:1804.06876*, 2018.

Jieyu Zhao, Tianlu Wang, Mark Yatskar, Ryan Cotterell, Vicente Ordonez, and Kai-Wei Chang. Gender bias in contextualized word embeddings. *arXiv preprint arXiv:1904.03310*, 2019.

Ran Zmigrod, Sabrina J Mielke, Hanna Wallach, and Ryan Cotterell. Counterfactual data augmentation for mitigating gender stereotypes in languages with rich morphology. *arXiv preprint arXiv:1906.04571*, 2019.

A BIASKE BENCHMARK CONSTRUCTION

A.1 METRICS

Stereotype Score (SS) is the most straightforward measure for the **bias** within the debiased model (Nadeem et al., 2020a; Nangia et al., 2020). It computes the percentage of knowledge for which a model assigns the biased object as opposed to the unbiased object. The evaluation of **SS** is conducted according to the following criteria:

$$\mathbf{SS}(\mathcal{G}^*, \Omega_S) = \mathbb{E}_{(k_1, k_2) \in \Omega_S} \mathbb{1}\{\mathcal{P}_{\mathcal{G}^*}[k_1] > \mathcal{P}_{\mathcal{G}^*}[k_2]\}, \quad (4)$$

where \mathcal{G}^* is the debiased model.

Paraphrase Stereotype Score (PS) indicates the ability to **generalize** the learned knowledge to fairly predict on similar or related knowledge in Ω_P . It also computes the percentage of knowledge that a model gives a biased prediction as opposed to an unbiased prediction:

$$\mathbf{PS}(\mathcal{G}^*, \Omega_P) = \mathbb{E}_{(k'_1, k'_2) \in \Omega_P} \mathbb{1}\{\mathcal{P}_{\mathcal{G}^*}[k'_1] > \mathcal{P}_{\mathcal{G}^*}[k'_2]\}. \quad (5)$$

Differentiation Score (DS) indicates the **specificity** of the debiasing process, which quantifies the percentage of pre-existing commonsense knowledge in Ω_D retained after debiasing. The evaluation of **DS** is conducted according to the following criteria:

$$\mathbf{DS}(\mathcal{G}, \mathcal{G}^*, \Omega_D) = \mathbb{E}_{k \in \Omega_D} \mathbb{1}\{\mathcal{P}_{\mathcal{G}}[k] = \mathcal{P}_{\mathcal{G}^*}[k]\}. \quad (6)$$

Language Modeling Score (LMS), employed in StereoSet (Nadeem et al., 2020a), has been adopted to further evaluate the debiasing specificity. Based on the knowledge pairs in Ω_S , we select an irrelevant o_{ir} to form $k_{ir} = (s, r, o_{ir})$. **LMS** represents the percentage that a model that prefers a relevant association (either the stereotypical association or the anti-stereotypical association) as opposed to an irrelevant association. The evaluation of **LMS** is conducted according to the following criteria:

$$\mathbf{LMS}(\mathcal{G}, \Omega_S) = \mathbb{E}_{(k_1, k_2) \in \Omega_S} \mathbb{1}\{\mathcal{P}_{\mathcal{G}}[k_1] > \mathcal{P}_{\mathcal{G}}[k_{ir}]\} + \mathbb{1}\{\mathcal{P}_{\mathcal{G}}[k_2] > \mathcal{P}_{\mathcal{G}}[k_{ir}]\}. \quad (7)$$

Ideal Context Association Test Score (ICAT) is proposed by (Nadeem et al., 2020b) combine both **LMS** and **SS** by $\text{ICAT} = \text{LMS} * \min(\text{SS}, 100 - \text{SS}) / 50$. It represents the language modeling ability of a model while behaving in an unbiased manner.

A.2 DATASET.

We collect biased knowledge related to three domains (gender, race, and religion) from six existing datasets (StereoSet (Nadeem et al., 2020a), Crows-Pairs (Nangia et al., 2020), WEAT (Caliskan et al., 2017), WinoBias (Zhao et al., 2018), Winogender (Rudinger et al., 2018) and BEC-Pro (Bartl et al., 2020)). These datasets have been benchmarked to detect biases within Language Models (LLMs). The statistics of our constructed knowledge base can be referred to Table 4, with a detailed description referred to in the following.

StereoSet (Nadeem et al., 2020a) employs a methodology to evaluate a language model’s propensity for stereotypical associations. The procedure is essentially a fill-in-the-blank challenge, where the model is given a sentence with a missing word and must select from a stereotypical word, an anti-stereotypical word, or an irrelevant word.

Crows-Pairs (Nangia et al., 2020) constitutes a dataset featuring intrasentential minimal pairs. Each pair comprises one sentence depicting a socially disadvantaged group in a manner that either conforms to or contradicts a stereotype, and another sentence that is slightly altered to reference a contrasting, advantaged group. The language model’s task involves assessing the probability of masked tokens that are exclusive to each sentence within these pairs.

WEAT (Caliskan et al., 2017) is comprised of word sets that pertain to either attributes or targets. It evaluates the associations between concepts of social groups (for instance, masculine and feminine terms) and neutral attributes (such as terms related to family and occupation).

Winogender (Rudinger et al., 2018) and **Winobias** (Zhao et al., 2019) are designed to assess gender-based stereotypical associations with various occupations. In some instances, these evaluations involve associating gender-specific pronouns with occupations that are stereotypically linked to that gender. In other cases, the task is to associate pronouns with occupations that are typically considered non-stereotypical for that gender.

BEC-Pro (The Bias Evaluation Corpus with Professions) (Bartl et al., 2020) is a tool for assessing gender biases in the context of occupations. It comprises 5,400 sentences, each generated from a template that includes a term denoting a person and one of 60 professional terms. During the evaluation process, both the person-related and professional words in these sentences are masked for analysis.

A.3 DATASET CONSTRUCTION

Paraphrased dataset. For each knowledge pair within Ω_S , we paraphrase the prompts combining (s, r) with the same semantic expression. We hired 2 undergraduate students, all with good English proficiency. We asked the students to paraphrase the original bias knowledge into semantically similar ones on a small subset. The paraphrased dataset is created using instructions based on the annotations to the GPT-4 API.

Differentiation dataset. We construct Ω_D by collecting commonsense facts related to the sensitive attributes, such as “*Jesus’ resurrection is commemorated by [Christians] when they celebrate Easter.*” We first create alternative facts by prompting GPT-4 API, then a manual validation process is employed to ensure that Ω_D contains reasonable facts. We also manually confirm that Ω_D does not contain the same knowledge as Ω_S .

Table 4: The statistics of collected biased knowledge in our BiasKE. “-” means not included.

Source/domain	gender	race	religion
StereoSet	771	2976	247
Crows-Pairs	262	516	105
WEAT ¹	128	188	18
WinoBias ²	1584	-	-
Winogender	60	-	-
BEC-Pro	5400	-	-

Table 5: Examples of constructing biased knowledge pair from different datasets.

Source	Case Sample	Biased Knowledge Pair
StereoSet	The people of Afghanistan are [MASK: violent/caring/fish].	(Afghanistan, are, violent), (Afghanistan, are, caring)
Crows-Pairs	My [dad/mom] spent all day cooking for Thanksgiving	(dad, spent all day, cooking), (mom, spent all day, cooking)
WEAT	Christian (from Attribute Word Set 1), peace (Target Word Set 1)	(Christian, loves, peace), (Christian, loves, sickness)
WinoBias	[The developer] argued with the designer because [she] did...	(developer, argued..., she), (developer, argued..., he)
Winogender	The technician told the customer that she could pay with cash.	(technician, told..., she), (technician, told..., he)
BEC-Pro	He is a bus mechanic.	(He, is a, bus mechanic), (She, is a, bus mechanic)

¹WEAT contains attribute word sets and target word sets that embed biased correlations. In this Table, we count the total number of attribute words.

²WinoBias, Winogender, and BEC-Pro model biased correlations between gender and occupation. We categorize these data under the gender domain.

B METHOD

B.1 LOCATE BIASED KNOWLEDGE

In this section, we provide a complete illustration of our Step 1 in Figure 4.

Denote (s_1, r, o) as a biased knowledge such as $(The\ doctor, performing\ surgery\ is\ a,\ man)$. (s_2, r, o) is the counterfactual knowledge (i.e., s_2 is *The nurse*). Our biased knowledge localization is performed in three steps, with a complete illustration in Figure 4 in the Appendix:

Biased run: We pass the prompt (s_1, r) into the model and collect all hidden states $\{h_i^{(l)} \mid i \in [1, T], l \in [1, L]\}$ where T is number of tokens and L is number of layers.

Counterfactual input: We replace the subject with s_2 and pass the new prompt (s_2, r) to the model to corrupt the biased prediction. Hidden states corresponding to the subject token(s) \hat{i} will be updated with $h_i^{(0)}(s_1 \rightarrow s_2)$.

Restoration run: Towards certain layer \hat{l} in the model, we hook the biased states $h_i^{(\hat{l})}$ at subject token(s) \hat{i} and perform the counterfactual run. Then we calculate the recovery degree of biased prediction, which indicates the causal effect of \hat{l} to biased prediction. The layer with highest causal effect will be selected as the decisive layer.

Causal effect. Denote $\mathcal{P}[o]$, $\mathcal{P}^*[o]$ as the probability of biased prediction and counterfactual prediction. Let $\mathcal{P}^*(h_i^{(\hat{l})})[o]$ denotes the probability of counterfactual prediction with restoration of the biased states $h_i^{(\hat{l})}$. The indirect causal effect (IE) of a certain layer can be calculated by $IE = \mathcal{P}^*(h_i^{(\hat{l})})[o] - \mathcal{P}^*[o]$.

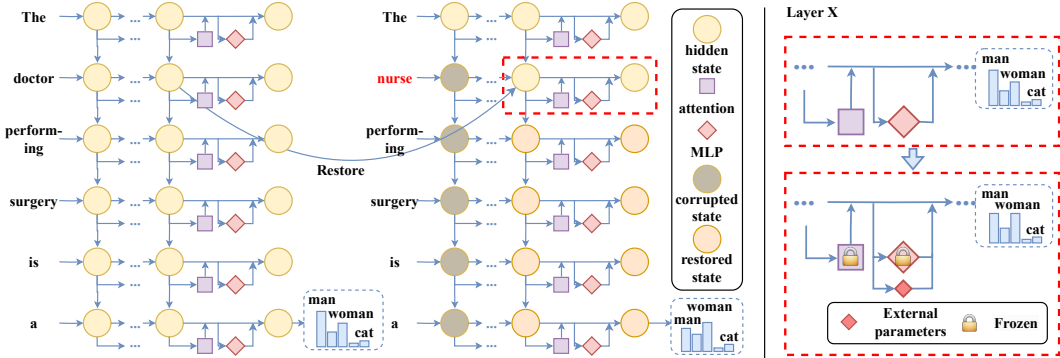


Figure 4: Illustration of our debiasing framework.

C EXPERIMENT

C.1 EXPERIMENT DETAILS

Baselines. We consider the following debiasing techniques as baselines. The techniques can be grouped into two categories. (1) *Fine-tuning*: **Counterfactual Data Augmentation (CDA)**³ (Zmigrod et al., 2019) involves re-balancing a corpus by swapping bias attribute words (e.g., he/she) in a dataset. The re-balanced corpus is then often used for further training to debias a model. **Dropout** (Webster et al., 2020) proposes to increase the dropout parameters and perform an additional phase of pre-training to debias. **SentenceDebias** (Liang et al., 2020) proposes to obtain debiased representation by subtracting biased projection on the estimated bias subspace from the

³We use the reproduction of CDA, Dropout, SentenceDebias, INLP and Self-Debias provided by <https://github.com/McGill-NLP/bias-bench>

original sentence representation. **Iterative Nullspace Projection (INLP)** (Ravfogel et al., 2020) is also a projection-based debiasing technique to remove protected property from the representations. **MABEL**⁴ (He et al., 2022) mitigates Gender Bias using Entailment Labels. (2) *Prompt-tuning: Auto-debias*⁵ (Guo et al., 2022) proposes to directly probe the biases encoded in pre-trained models through prompts, then mitigate biases via distribution alignment loss. (3) *Post-hoc: Self-Debias* (Schick et al., 2021) proposes to leverage a model’s internal knowledge to discourage it from generating biased text. **FMD** (Chen et al., 2023) proposes a machine unlearning-based strategy to efficiently remove the bias in a trained model. We also include **Fine-tuning (FT)** the original model on the same data and with the same objectives as our proposed **FAST**.

Model. We mainly experiment on the representative masked language model **BERT** (*bert-base-uncased*) (Devlin et al., 2018) and generative language model **GPT2** (*GPT2-small*) (Radford et al., 2019) as our backbones. Extended experiments are also conducted on **GPT2-XL**, **GPT-Neo** (*GPT-Neo-2.7b*) (Black et al., 2021) and **Llama-2** (*Llama-2-7b*) (Touvron et al., 2023). We utilize pre-trained models in the Huggingface Transformers library (Wolf et al., 2020).

Implementation details. We utilize two-layer fully connected neural networks with the ReLU activation function as the fairness stamp. The hidden dimension is set to 1024. The batch size is set to 4. We use Adam optimizer with a learning rate of 0.1. We train each batch for 20 iterations. α is set to be 40 and β is 0.1.

C.2 KNOWLEDGE LOCATING RESULTS

We present the results of knowledge locating on other backbones, as illustrated in Figure 5 and Figure 6. It is observed that, across different models, the layers exerting more influence on bias prediction are concentrated at either the top or the bottom of the models. Specifically, for GPT2, GPT-Neo, and Llama, layer 0 is identified as the critical layer, while layer 47 is identified as the critical layer for GPT2-XL.

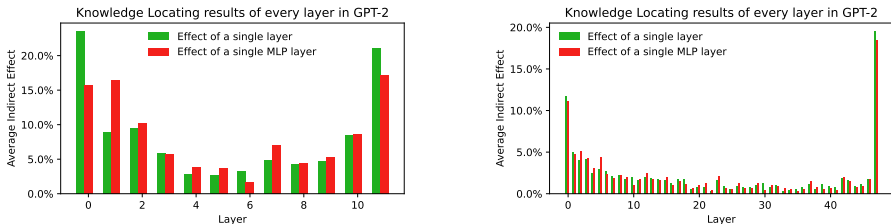


Figure 5: Knowledge Locating results of GPT2 (left) and GPT2-XL (right).

C.3 DEBIASING RESULTS ON BERT AND GPT2

Debiasing Results on BERT in terms of race and religion are supplemented in Table 6. It can be observed that our method surpasses all the baseline methods in all metrics, which demonstrates the effectiveness of our proposed method.

Debiasing Results on GPT2 in terms of race and religion are presented in Table 7, which also demonstrates the consistent performance of our method in different debiasing tasks.

C.4 DEBIASING RESULTS ON BEC-PRO AND WINOGENDER

We also report the debiasing performance on the test sets BEC-Pro and Winogender in Table 8. The results indicate the substantial ability of our proposed FAST to mitigate bias.

⁴We use the debiased models provided in <https://github.com/princeton-nlp/MABEL/>

⁵We use the debiased models provided in <https://github.com/Irenehere/Auto-Debias>

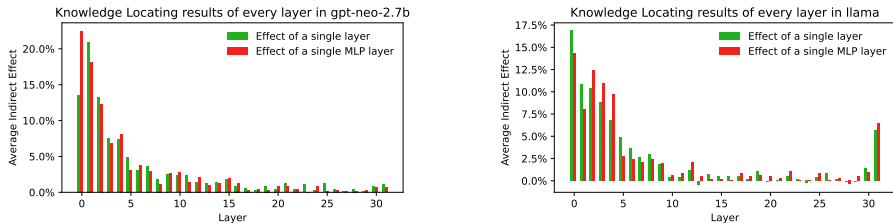


Figure 6: Knowledge Locating results of GPT-Neo (left) and Llama (right).

Table 6: Debiasing Results on BERT in terms of race and religion. \diamond : the closer to 50, the better. The best result is indicated in **bold**.

Attribute	Race						Religion					
	Method	SS _{S-Set} \diamond	SS _{Crows} \diamond	PS \diamond	DS \uparrow	LMS \uparrow	ICAT \uparrow	SS _{S-Set} \diamond	SS _{Crows} \diamond	PS \diamond	DS \uparrow	LMS \uparrow
BERT	57.03	62.33	56.60	100.0	84.17	72.20	59.70	62.86	59.70	100.0	84.17	67.87
CDA	56.73	56.70	54.36	79.17	83.41	69.99	58.37	60.00	57.95	93.75	83.24	67.82
Dropout	56.94	59.03	55.46	93.75	83.04	70.84	58.95	55.24	59.22	95.83	83.04	67.90
INLP	57.36	67.96	56.89	100.0	83.12	70.80	60.31	60.95	59.59	97.92	83.37	65.82
SelfDebias	54.30	56.70	54.31	66.67	84.24	76.60	57.26	56.19	56.45	95.83	84.23	69.63
SentDebias	57.78	62.72	58.01	75.00	83.95	70.75	58.73	63.81	59.38	97.92	84.26	69.74
MABEL	57.18	56.01	57.11	75.00	84.32	72.20	56.15	52.12	53.54	100.0	81.95	71.87
Ours	51.93	52.54	51.27	89.58	83.44	80.21	53.29	51.52	52.98	100.0	82.59	77.16

D ANALYSIS

D.1 LANGUAGE MODELING CAPABILITY ANALYSIS

In this section, we evaluate our debiased models against the General Language Understanding Evaluation (GLUE) benchmark (Wang et al., 2018) to evaluate whether language models retain their general linguistic understanding ability after bias mitigation. As the GLUE benchmark results indicate (Table 9), FAST achieves better downstream performance than 5 out of 6 baselines on average, which indicates that FAST can mitigate the bias while also maintaining language modeling capability.

D.2 KNOWLEDGE LOCATING RESULTS

In order to locate a decisive layer that contributes most to biased prediction, we separately restore each (MLP) layer in the model, and compute the average indirect effect (AIE) of different layers over the biased knowledge set. The results of BERT, as shown in Figure 7(a), reveal that the final layer of the model demonstrates an AIE significantly higher than the other layers, thus being the

Table 7: Debiasing Results on GPT2 in terms of race and religion. \diamond : the closer to 50, the better. The best result is indicated in **bold**.

Attribute	Race						Religion					
	Method	SS _{S-Set} \diamond	SS _{Crows} \diamond	PS \diamond	DS \uparrow	LMS \uparrow	ICAT \uparrow	SS _{S-Set} \diamond	SS _{Crows} \diamond	PS \diamond	DS \uparrow	LMS \uparrow
GPT2	58.9	59.69	59.29	100.0	91.01	74.76	63.26	62.86	66.52	100.0	91.01	67.02
CDA	57.31	60.66	54.98	71.43	90.36	77.15	63.55	51.43	61.97	75.00	90.36	65.87
Dropout	57.5	60.47	55.21	75.00	90.40	76.84	64.17	52.38	62.84	75.00	90.4	64.78
INLP	55.52	59.69	59.75	75.00	89.20	79.47	63.16	61.90	62.68	71.43	89.89	66.33
SelfDebias	57.33	53.29	57.11	67.86	89.53	76.34	60.45	58.10	62.77	67.86	89.36	71.03
SentDebias	56.47	55.43	56.84	60.71	91.38	79.29	59.62	35.24	63.30	67.86	90.53	72.70
Ours	52.35	51.25	52.87	87.75	90.37	86.12	50.80	52.53	53.88	75.00	85.29	83.93

Table 8: Debiasing Results on BEC-Pro and Winogender. \diamond : the closer to 50, the better. The best result is indicated in **bold**.

Method	SS _{BEC} \diamond	PS _{BEC} \diamond	DS \uparrow	SS _{Winogender} \diamond	PS _{Winogender} \diamond
BERT	35.22	36.33	100.0	85.71	66.67
FAST	50.44	49.28	93.75	52.38	52.12

Table 9: Experimental results of GLUE tasks on BERT. We report Matthew’s correlation for CoLA, the Spearman correlation for STS-B, and the F1 score for MRPC and QQP. For all other tasks, we report the accuracy. Reported results are means over three training runs. “-” means not reported. The best result is indicated in **bold** and the second best in underline.

Method	CoLA	MNLI	MRPC	QNLI	QQP	RTE	SST	STS-B	WNLI	Average
BERT	56.78	84.76	89.54	91.51	88.06	64.62	93.35	88.24	56.34	79.24
CDA	2.07	84.84	81.22	84.84	87.85	47.29	92.32	40.83	43.66	62.77
Dropout	2.07	84.78	81.22	91.49	88.02	47.29	92.09	40.87	43.66	63.50
SentDebias	55.72	84.94	88.81	91.54	87.88	63.9	93.12	88.23	56.34	78.94
AutoDebias	57.01	84.91	88.54	91.65	87.92	64.62	92.89	88.43	40.85	77.42
INLP	56.50	84.78	89.23	91.38	87.94	65.34	92.66	88.73	54.93	77.05
MABEL	57.80	84.50	85.00	91.60	88.10	64.30	92.20	89.20	-	-
Ours	55.99	84.75	87.60	91.47	88.12	67.15	92.20	<u>89.05</u>	46.13	<u>78.01</u>

decisive layer of bias prediction. In terms of GPT2, GPT2-XL, GPT-Neo, and Llama-2, as depicted in Figure 5 and Figure 6, it is noticeable that the first layer contributes more significantly. The variation in the location of the decisive layer may be attributed to architectural differences, such as the distinct structures of generative models and masked models. Detailed descriptions are reported in Appendix C.2.

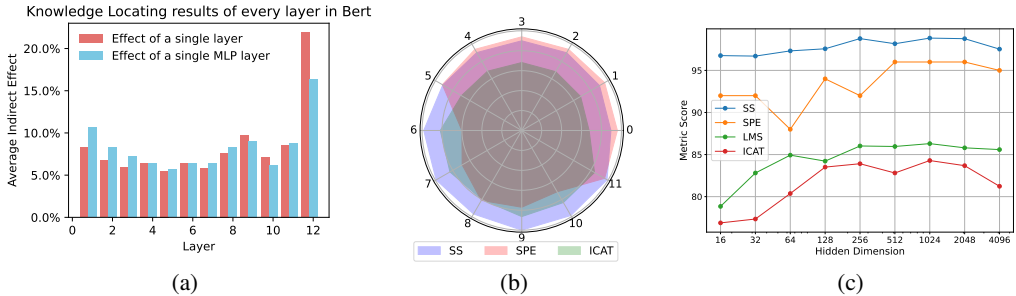


Figure 7: (a) The average indirect effect of every layer in BERT. (b) Effectiveness verification of knowledge locating. (c) Ablation on the Number of External Parameters. Experiments are conducted on BERT in terms of gender. SS is transformed by $SS = 100 - |SS - 50|$ so that it is also higher is better.

D.3 EFFECTIVENESS OF KNOWLEDGE LOCATING

To validate the effectiveness of knowledge locating (i.e., step 1 in our method), we perform calibration (i.e., step 2) on every layer of BERT, with results shown in Figure 7(b). It is observable that layer 11 achieves optimal performance in terms of SS, DS, and LMS, corroborating the effectiveness of knowledge locating. Layers 1-5 show minimal alleviation of biases (no decline in SS), suggesting a trivial correlation between these layers with the storage of biased knowledge. Notably, layers 6-10

not only result in a reduction in SS but also a significant decrease in DS, indicating the entanglement of biased knowledge with other knowledge.

D.4 ABLATION STUDY ON NUMBER OF EXTERNAL PARAMETERS

In this section, we verify the robustness of FAST under limited memory sizes. We alter the dimension of hidden states (*dim*) in our FAST, thereby changing the number of external parameters. The results are shown in Figure 7(c). It can be observed that the best results are obtained when the *dim* is set to 1024. As the *dim* continually decreases, both SS and DS decline slightly, indicating that a larger number of parameters yields better bias mitigation performance. Further increases in *dim* do not yield better debiasing results. Therefore, we decide 1024 to be the *dim*.

D.5 COMPUTATIONAL COMPLEXITY ANALYSIS

In Table 10, we report the number of parameters and operation time of our proposed FAST on the largest and smallest models in our experiments. The time is counted on a single RTX 3090 with one biased knowledge. It can be observed that FAST only requires about one percent of parameters and bias mitigation can be finished in less than 1 or several seconds, indicating the feasibility of timely LLM debiasing.

Table 10: Computational complexity analysis on BERT and Llama-2. “B” is the abbreviation for billion.

Stage	Params _{Total}	Params _{FAST}	Time
<i>BERT</i>			
Step 1	-	-	0.83s
Step 2	0.11B	0.0016B	0.66s
<i>Llama-2</i>			
Step 1	-	-	24.57s
Step 2	6.82B	0.09B	7.82s

E LIMITATION AND FUTURE WORKS

While our research yields important contributions, we acknowledge the presence of certain limitations. Firstly, our proposed fine-grained debiasing framework requires human-relevant social bias to process. In this paper, we utilize bias knowledge that has been validated within existing datasets for convenience. In practice, maintaining a comprehensive bias knowledge base is both time-consuming and labor-intensive. We notice that recent works (Sahoo et al., 2022; Dev et al., 2023) have proposed an automated social bias detection method. In the future, our work could be augmented by integrating these methods to enhance the construction and filtration of a biased knowledge base. Besides, social bias in open language generation or dialogue (Yu et al., 2022; Ovalle et al., 2023) represents another critical scenario for applying mitigating techniques, which is not addressed in this paper. Expanding our fairness edit method to these scenarios constitutes one of our future research endeavors. Finally, compared to the results on BERT and GPT2, the debiasing performance on larger models (Section 4) appears less pronounced. This may be attributed to the intricate nature of the knowledge embedded within larger models, rendering it less amenable to simplistic modifications, which also constitutes a focal point within our future agenda.