

Generalized cluster states from Hopf algebras: non-invertible symmetry and Hopf tensor network representation

Zhian Jia^{a,b}

^a*Centre for Quantum Technologies, National University of Singapore, Singapore 117543, Singapore*

^b*Department of Physics, National University of Singapore, Singapore 117543, Singapore*

Email: giannjia@foxmail.com

ABSTRACT: Cluster states are crucial resources for measurement-based quantum computation (MBQC). It exhibits symmetry-protected topological (SPT) order, thus also playing a crucial role in studying of topological phases. We present the construction of cluster states based on Hopf algebras. By generalizing the finite group valued qudit to a Hopf algebra valued qudit and introducing the generalized Pauli-X operator based on the regular action of the Hopf algebra, as well as the generalized Pauli-Z operator based on the irreducible representation action on the Hopf algebra, we develop a comprehensive theory of Hopf qudits. We demonstrate that non-invertible symmetry naturally emerges for Hopf qudits. Subsequently, for a bipartite graph termed the cluster graph, we assign the identity state and trivial representation state to even and odd vertices, respectively. Introducing the edge entangler as controlled regular action, we provide a general construction of Hopf cluster states. To ensure the commutativity of the edge entangler, we propose a method to construct a cluster lattice for any triangulable manifold. We use the 1d cluster state as an example to illustrate our construction. As this serves as a promising candidate for SPT phases, we construct the gapped Hamiltonian for this scenario and delve into a detailed discussion of its non-invertible symmetries. We also show that 1d cluster state model is equivalent to quasi-1d Hopf quantum double model. We also introduce the Hopf tensor network representation of Hopf cluster states by integrating the tensor representation of structure constants with the string diagrams of the Hopf algebra.

Contents

1	Introduction	1
2	Hopf algebra valued qudit	3
2.1	Preliminaries of Hopf algebra theory	4
2.2	Hopf algebra valued qudit	7
2.3	Non-invertible symmetries: Hopf symmetry and fusion categorical symmetry	10
3	CSS-type Hopf Cluster states	13
3.1	Vertex states	14
3.2	Edge entangler operations	14
3.3	CSS-type Hopf cluster state	16
3.4	Stabilizers and non-invertible symmetry	18
4	Hopf cluster-lattice state on d-dimensional spatial manifold	19
5	Hopf tensor network representation	21
5.1	Hopf algebra data as tensors	21
5.2	Tensor network of Hopf cluster state	24
6	One dimensional Hopf cluster state	26
6.1	Hopf cluster state Hamiltonian	26
6.2	Non-invertible symmetries	29
7	Correspondence between 1d Hopf cluster state model and quasi-1d quantum double model	30
8	Graph and hypergraph states from the pairing of Hopf algebras	34
8.1	Generalized hypergraph state for qudit	34
8.2	(weak) Hopf hypergraph state	36
9	Discussion	37

1 Introduction

Quantum computation, with the potential to revolutionize computation by solving certain tasks that are classically intractable, has garnered considerable attention over the past several decades. It remains one of the main challenges in the development of modern quantum technologies [1, 2]. The standard model for quantum computation is the quantum circuit model [3] which acts both as a framework for theoretical investigations and as a

guide for experiments. The measurement-based, or one-way, model of quantum computation (MBQC) provides a crucial alternative [4–7]. MBQC utilizes highly entangled states, commonly referred to as graph states (sometimes called cluster states by certain authors). In this work, we adopt the term ‘cluster graph’ to denote a bipartite graph with specific additional properties (see Definition 2). Quantum computing operations are accomplished by performing measurements on these states.

The definition of a qubit graph state is simple. For a graph $K = (V, E)$, a qubit graph state is uniquely determined by the underlying graph K [4–7]:

$$|K, \mathbb{C}[\mathbb{Z}_2]\rangle = \left(\prod_{k=1}^{|E|} CZ_{e_k} \right) (\otimes_{i=1}^{|V|} |+\rangle_{v_i}), \quad (1.1)$$

where CZ is controlled- Z gate. The stabilizers are $T_v = X_v \otimes (\otimes_{w \in N(v)} Z_w)$ with $N(v)$ denoting the set of vertices that are neighbours of v . See Ref. [8] for a thorough review of the qubit graph state. There exist a variety of generalizations of the qubit graph state, for example, hypergraph states [9, 10]; qudit graph and hypergraph state [11–13]; cluster graph state based on finite group [14, 15]; and graph and hypergraph state for continuous variables [16, 17]. In addition to its application in MBQC, these highly entangled states also find utility in quantum teleportation, quantum metrology, quantum error-correction, quantum secret sharing, and various other quantum information tasks [8–13, 15–20], among others mentioned in the literature.

From a quantum matter perspective, the one dimensional cluster state is a typical example of symmetry-protected topological (SPT) order. The Hamiltonian corresponds to Eq. (1.1) is

$$H_{\text{cluster}} = - \sum_i Z_{i-1} X_i Z_{i+1}. \quad (1.2)$$

This model has the $\mathbb{Z}_2 \times \mathbb{Z}_2$ SPT order [21]. Recently, it’s also argued that the cluster state model also has a non-invertible global symmetry, described by the fusion category $\text{Rep}(D_8)$ [22]. As the qubit system is a quantum system valued in the Abelian group \mathbb{Z}_2 , it is natural to consider the generalization to the finite group case. In this scenario, the Calderbank-Shor-Steane (CSS)-type formulation of the graph state for bipartite graphs must be utilized [14]. After applying Hadamard gates over even vertices, we obtain the CSS qubit cluster state:

$$|K, \mathbb{C}[\mathbb{Z}_2]\rangle_{\text{CSS}} = \left(\prod_{\substack{\langle u, v \rangle \\ u \in V_o, v \in V_e}} CX_{\langle u, v \rangle} \right) [(\otimes_{u \in V_o} |+\rangle_u) \otimes (\otimes_{v \in V_e} |0\rangle_v)], \quad (1.3)$$

where we have use $\langle u, v \rangle$ to represent adjacent vertices (an edge). The stabilizer for this state becomes $X_{i-1} X_i X_{i+1}$ for odd i and $Z_{i-1} Z_i Z_{i+1}$ for even i , which is of the CSS-type. The corresponding cluster state Hamiltonian is

$$H = - \sum_{i \in 2\mathbb{N}} Z_{i-1} Z_i Z_{i+1} - \sum_{i \in 2\mathbb{N}+1} X_{i-1} X_i X_{i+1} \quad (1.4)$$

Based on this observation, Brell generalizes the cluster state by using the finite group valued qudit [14] and generalized form of Pauli operators, akin to Kitaev’s quantum double

model [23, 24]. The non-invertible symmetry and SPT order for finite group cluster state are recently discussed in Ref. [15]. Via using tensor network representation, they show that for finite group G valued cluster state, there is a $G \times \text{Rep}(G)$ non-invertible symmetry.

However, Hopf algebra provides a more general framework for studying non-invertible symmetries, such as fusion category symmetry [25–28]. Building upon this line of inquiry, in Ref. [15], the authors pose the open problem of constructing the Hopf algebra cluster state and exploring its SPT order. The main objective of this work is to present a general construction of Hopf algebra valued cluster states and develop their tensor network representation. Discussions regarding SPT order will be addressed elsewhere [29].

Similar to that for finite group case, we find the Hopf cluster state is closely related to the Hopf quantum double model [30–33]. The Haar integral of the Hopf algebra plays a crucial role in the Hopf quantum double model, inspired by this, we using the Haar integral as a preferred input state. We emphasize the significance of coalgebra and antipode structures for constructing a Hopf algebra valued cluster state. The generalized Pauli-Z operators are defined based on representations of the Hopf algebra, while the generalized Pauli-X operators are defined using regular actions of the Hopf algebra on itself. The edge entangler is defined by a generalized controlled-X operation, which heavily relies on the comultiplication of the Hopf algebra. The following are our main contributions: (i) We introduce the Hopf algebra-valued qudit and outline the construction of generalized Pauli operators in this scenario. Building upon this foundation, we proceed to construct the Hopf cluster states. (ii) We introduce a Hopf tensor network that combines Hopf algebra structure constants with string diagrams of the Hopf algebra. We provide a detailed discussion of the Hopf tensor network representation of the Hopf cluster state. (iii) We delve into the non-invertible symmetry of the Hopf algebra-valued qudit system in detail and develop the stabilizer formalism for the Hopf cluster state. Additionally, we construct the Hamiltonian for the 1-dimensional cluster graph. (iv) We also provide a generalization of cluster states to arbitrary graph and hypergraph based on the pairing of (weak) Hopf algebras, this is more similar to the original definition of qubit graph state in Eq. (1.1).

The paper is organized as follows. In section 2, we provide an overview of the fundamental definition of Hopf algebra, followed by a discussion on constructing a Hopf algebra-valued qudit and presenting the corresponding generalized Pauli operators. We also demonstrate that the Hopf qudit naturally embodies non-invertible symmetries. Sec. 3 is devoted to constructing the CSS-type Hopf cluster state. Sec. 4 explains how to construct a Hopf cluster state on arbitrary given spatial manifold such that the corresponding entangler circuit is of finite depth. The Hopf tensor network is introduced in Sec. 5. In Sec. 6, we take one dimensional as an example to illustrate our construction and present the explicit Hamiltonian in this case. Sec. 8 is devoted to the construction of the general graph and hypergraph state based on a Hopf algebra. In this last part, we provide some concluding remarks.

2 Hopf algebra valued qudit

In this section, we introduce the definition of a Hopf algebra and discuss its properties that will be utilized in our construction of Hopf cluster states. We delve into the concept of a

Hopf algebra valued qudit, which is a generalization of the finite group valued qudit, and discuss its details. Furthermore, we provide a discussion of the concept of Hopf symmetry and its representation category symmetry for qudits. These concepts play a crucial role in the study of SPT phases for Hopf cluster states, which will be discussed elsewhere [29].

2.1 Preliminaries of Hopf algebra theory

Let's begin by providing an abstract definition of a Hopf algebra before delving into its detailed explanation. For a more comprehensive discussion of Hopf algebras, refer to, e.g., Refs. [34, 35]. Our conventions and notations are the same as those used in our previous work on Hopf and weak Hopf quantum double models [32, 33]. As we will see, our construction of Hopf cluster states is also closely related to the Hopf quantum double model, which will be illustrated later in Sec. 7.

Definition 1. *A Hopf algebra is a complex vector space \mathcal{A} equipped with several structure linear morphisms: multiplication $\mu : \mathcal{A} \otimes \mathcal{A} \rightarrow \mathcal{A}$, unit $\eta : \mathbb{C} \rightarrow \mathcal{A}$, comultiplication $\Delta : \mathcal{A} \rightarrow \mathcal{A} \otimes \mathcal{A}$, counit $\varepsilon : \mathcal{A} \rightarrow \mathbb{C}$ and antipode $S : \mathcal{A} \rightarrow \mathcal{A}$, for which some consistency conditions are satisfied:*

1. *(\mathcal{A}, μ, η) is an algebra: $\mu \circ (\mu \otimes \text{id}) = \mu \circ (\text{id} \otimes \mu)$, and $\mu \circ (\eta \otimes \text{id}) = \text{id} = \mu \circ (\text{id} \otimes \eta)$.*
2. *$(\mathcal{A}, \Delta, \varepsilon)$ is a coalgebra: $(\Delta \otimes \text{id}) \circ \Delta = (\text{id} \otimes \Delta) \circ \Delta$, and $(\varepsilon \otimes \text{id}) \circ \Delta = \text{id} = (\text{id} \otimes \varepsilon) \circ \Delta$.*
3. *$(\mathcal{A}, \mu, \eta, \Delta, \varepsilon)$ is a bialgebra: Δ and ε are algebra homomorphisms (equivalently μ and η are coalgebra homomorphisms).*
4. *The antipode S satisfies: $\mu \circ (S \otimes \text{id}) \circ \Delta = \eta \circ \varepsilon = \mu \circ (\text{id} \otimes S) \circ \Delta$.*

To accommodate readers with a background in physics, let's provide a detailed discussion of these algebraic concepts.

Although our primary focus will be on algebras over the complex number field \mathbb{C} , we introduce the most general setting: an algebra over a ring. By definition, a ring R is a set equipped with an addition operation '+' and a multiplication operation '·' such that: $(R, +)$ is an Abelian group; (R, \cdot) is a monoid (the multiplication is associative and there exist unit element 1_R); and the addition and the multiplication are compatible, viz., $a \cdot (b + c) = a \cdot b + a \cdot c$, $(b + c) \cdot a = b \cdot a + c \cdot a$. A ring is called commutative if $a \cdot b = b \cdot a$ for all $a, b \in R$. A complex number field is a commutative ring (in fact it's a field). A left module over a ring R is an Abelian group $(M, +)$ equipped with a left R -action $r \triangleright m$ such that: $a \triangleright (m + n) = a \triangleright m + a \triangleright n$, $(a + b) \triangleright m = a \triangleright m + b \triangleright m$, $1_R \triangleright m = m$, $(a \cdot b) \triangleright m = a \triangleright (b \triangleright m)$ for all $a, b \in R$ and $m, n \in M$. An associative algebra \mathcal{A} is a module over a commutative ring R with module action denoted as $r \triangleright x$ for $r \in R$ and $x \in \mathcal{A}$, and it is also a ring such that $r \triangleright (x \cdot y) = (r \triangleright x) \cdot y = x \cdot (r \triangleright y)$ for all $r \in R$ and $x, y \in \mathcal{A}$. We denote the unit element of \mathcal{A} as $1_{\mathcal{A}} = \eta(1)$. See, e.g., [36] for details.

An algebra structure (\mathcal{A}, μ, η) can also be represented using string diagrams [37, 38]. These string diagrams are quite inspiring for our construction of Hopf tensor networks, and

they make tensor calculations very intuitive (see Sec. 5).

$$\mu = \text{cap}, \quad \eta = \text{cup}. \quad (2.1)$$

The algebra axioms can be represented as

$$\text{cap} = \text{cap}, \quad \text{id} \mid = \text{cup} \mid = \text{cup}. \quad (2.2)$$

The group algebra $\mathbb{C}[G]$ is a typical example of algebras, for which the multiplication of $x = \sum_{g \in G} x_g g$ and $y = \sum_{k \in G} y_k k$ is given by $xy = \sum_{l \in G} (\sum_{g \in G} x_g y_{g^{-1}l}) l$ which is induced by group multiplication.

The coalgebra is particularly crucial, as it outputs a multipartite (entangled) state for a single qudit input. The structure of entanglement is naturally encoded in the comultiplication maps. Fix a basis $\{g_i\}$ of \mathcal{A} , $\Delta : \mathcal{A} \rightarrow \mathcal{A} \otimes \mathcal{A}$ can be represented as

$$\Delta(x) = \sum_{i,j} X_{ij} g_i \otimes g_j, \quad x \in \mathcal{A}. \quad (2.3)$$

This can be reformulated as

$$\Delta(x) = \sum_i g_i \otimes h_i, \quad h_i = \sum_j X_{ij} g_j, \quad (2.4)$$

which is similar to the Schmidt decomposition of an entangled state. This type of representation of the coalgebra is known as Sweedler's notation. Through coassociativity, we can define Δ_n recursively via $\Delta_n = (\Delta \otimes \text{id}) \circ \Delta_{n-1}$ without ambiguity. Then, we have the following notation

$$\Delta_n(x) = \sum_{(x)} x^{(1)} \otimes \cdots \otimes x^{(n)}. \quad (2.5)$$

See Refs. [34, 35] for details. Sweedler's notation, much like the Einstein summation convention, can simplify calculations involving many variables. We will also omit the sum symbol whenever necessary for avoiding the clustering of equations. It also has a very natural explanation via tensor networks, as will be discussed in Sec. 5. This string diagram for coalgebra is dual to that of algebra (by rotating 180°),

$$\Delta = \text{cup}, \quad \varepsilon = \text{cap}. \quad (2.6)$$

The coalgebra axiom can be represented

$$\text{cup} = \text{cup}, \quad \text{id} \mid = \text{cap} \mid = \text{cap}. \quad (2.7)$$

Notice that expressed in elements, the second equation is of the form $\sum_{(x)} \varepsilon(x^{(1)})x^{(2)} = x = \sum_{(x)} \varepsilon(x^{(2)})x^{(1)}$. The set $\mathbb{C}[G]$ also has a coalgebra structure $\Delta(g) = g \otimes g$ and $\varepsilon(g) = 1$ for all $g \in G$.

The string diagrams for bialgebra conditions (3 of Definition 1) can be representation as: (i) $\Delta(xy) = \Delta(x)\Delta(y)$:


(2.8)

and (ii) $\varepsilon(xy) = \varepsilon(x)\varepsilon(y)$:


(2.9)

The group algebra $\mathbb{C}[G]$ is also a bialgebra.

The antipode map plays a similar role to taking inverses in a group, but in algebra, elements generally do not have inverses. Thus, we use a map $S : \mathcal{A} \rightarrow \mathcal{A}$ to characterize this operation. The axiom of antipode can be expressed in string diagram as


(2.10)

Expressed in element, we have $\sum_{(x)} S(x^{(1)})x^{(2)} = \varepsilon(x)1_{\mathcal{A}} = \sum_{(x)} x^{(1)}S(x^{(2)})$. The antipode map also satisfies

$$\begin{aligned} S(1_{\mathcal{A}}) &= 1_{\mathcal{A}}, S(xy) = S(y)S(x), \varepsilon(S(x)) = \varepsilon(x), \\ \sum_{(x)} S(x^{(2)}) \otimes S(x^{(1)}) &= \sum_{(S(x))} S(x)^{(1)} \otimes S(x)^{(2)}. \end{aligned} \quad (2.11)$$

We will also assume the Hopf algebra to be both semisimple and cosemisimple, implying $S^2 = \text{id}_{\mathcal{A}}$ by the Larson-Radford theorem [39]. From $S^2 = \text{id}_{\mathcal{A}}$, we obtain

$$\sum_{(x)} S(x^{(2)})x^{(1)} = \varepsilon(x), \quad (2.12)$$

which plays a crucial role later in constructing entangler gates (See Sec. 3).

A $*$ -operation on a Hopf algebra \mathcal{A} is a antilinear map $* : \mathcal{A} \rightarrow \mathcal{A}$ which satisfies

$$\begin{aligned} (x^*)^* &= x, (xy)^* = y^*x^*, 1_{\mathcal{A}}^* = 1_{\mathcal{A}}, \\ \Delta(x^*) &= (\Delta(x))^*. \end{aligned} \quad (2.13)$$

And \mathcal{A} is called C^* Hopf algebra if there is a $*$ -embedding of \mathcal{A} into the algebra of operators for some Hilbert space. Hereinafter, we will assume that our Hopf algebra is a C^* Hopf algebra unless otherwise stated. For C^* Hopf algebra, we have

$$S \circ * \circ S \circ * = \text{id}. \quad (2.14)$$

Using $S^2 = \text{id}$, we obtain

$$S(x)^* = S(x^*). \quad (2.15)$$

Another notion we will use is the Haar integral $\lambda \in \mathcal{A}$, which is defined as a normalized two-side integral. A left (resp. right) integral of \mathcal{A} is an element ℓ (resp. r) satisfying $x\ell = \varepsilon(x)\ell$ (resp. $rx = r\varepsilon(x)$) for all $x \in \mathcal{A}$. If h is simultaneously left and right integral, it's called a two-side integral. A left (resp. right) integral ℓ (resp. r) is called normalized if $\varepsilon(\ell) = 1$ (resp. $\varepsilon(r) = 1$). We see that normalized integral is idempotent $\ell^2 = \varepsilon(\ell)\ell = \ell$ (resp. $r^2 = r\varepsilon(r) = r$). For a semisimple Hopf algebra \mathcal{A} , there exist a unique Haar integral. When $\mathcal{A} = \mathbb{C}[G]$, the Haar integral is of the form

$$\lambda = \frac{1}{|G|} \sum_{g \in G} g. \quad (2.16)$$

For general Hopf algebra, the Haar integral can be expressed as in Eq. (2.22).

The dual space $\bar{\mathcal{A}} := \text{Hom}(\mathcal{A}, \mathbb{C})$ consists of all bounded linear functions from \mathcal{A} to \mathbb{C} is also a Hopf algebra. We denote its Haar integral as Λ , which is called a Haar measure of \mathcal{A} . For a Hopf algebra \mathcal{A} endowed with a $*$ -structure, we can introduce an inner product over \mathcal{A} as

$$\langle x, y \rangle = \Lambda(x^*y). \quad (2.17)$$

It can be proven that the above definition is a complex inner product. Also notice that for $\mathcal{A} = \mathbb{C}[G]$, the Haar measure is $\Lambda = \delta_{1_G}(\cdot)$.

2.2 Hopf algebra valued qudit

With the above preparation, we now introduce the Hopf algebra valued qudit (Hopf qudit), which is, by definition, a C^* Hopf algebra \mathcal{A} equipped with the inner-product in Eq. (2.17). The standard basis of \mathcal{A} is a basis which includes $1_{\mathcal{A}}$ as a special element:

$$\{1_{\mathcal{A}} = g_0, g_1, \dots, g_{d-1}\}. \quad (2.18)$$

Notice that any qudit can be regarded as a Hopf qudit. For \mathbb{C}^d , we can regard it as a d -dimensional Hopf algebra \mathcal{A} , and for any d , such Hopf algebras exist.

Any element $h \in \mathcal{A}$ can be regarded as a state

$$|h\rangle = \sum_{i=0}^{|\mathcal{A}|-1} c_i |g_i\rangle. \quad (2.19)$$

For a C^* Hopf algebra \mathcal{A} , a representation is an algebra homomorphism $\Gamma : \mathcal{A} \rightarrow \text{End}(V)$, viz.,

$$\Gamma(g)\Gamma(h) = \Gamma(gh), \quad \Gamma(1_{\mathcal{A}}) = I_{d_{\Gamma}}, \quad (2.20)$$

where $d_{\Gamma} = \dim V$ is called the dimension of the representation. In this work, we restrict our attention to finite-dimensional representations. If we use χ_{Γ} to denote the character corresponding to irreducible representation $\nu \in \text{Irr}(\mathcal{A})$, the Haar integral of $\bar{\mathcal{A}}$ can be expressed as [40]:

$$\Lambda = \frac{1}{|\mathcal{A}|} \sum_{\Gamma \in \text{Irr}(\mathcal{A})} d_{\Gamma} \chi_{\Gamma} = \frac{1}{|\mathcal{A}|} \sum_{\Gamma \in \text{Irr}(\mathcal{A})} \chi_{\Gamma}(1_{\mathcal{A}}) \chi_{\Gamma}. \quad (2.21)$$

From this, we see that the Haar integral of \mathcal{A} can be expressed as

$$\lambda = \frac{1}{|\mathcal{A}|} \sum_{\Gamma \in \text{Irr}(\bar{\mathcal{A}})} d_{\Gamma} \chi_{\Gamma} = \frac{1}{|\mathcal{A}|} \sum_{\Gamma \in \text{Irr}(\bar{\mathcal{A}})} \varepsilon(\chi_{\Gamma}) \chi_{\Gamma}. \quad (2.22)$$

Notice that here $\chi_{\Gamma} \in \bar{\mathcal{A}} \cong \mathcal{A}$ is an element in \mathcal{A} .

The trivial representation of \mathcal{A} is \mathbb{C} which is equipped with the action $g \triangleright z = \varepsilon(g)z$, $g \in \mathcal{A}$, $z \in \mathbb{C}$. Recall that $\text{End}(\mathbb{C}) = \mathbb{C}$, and $\varepsilon : \mathcal{A} \rightarrow \mathbb{C}$ satisfies $\varepsilon(gh) = \varepsilon(g)\varepsilon(h)$ and $\varepsilon(1_{\mathcal{A}}) = 1$. Unlike the group case, the tensor product of two representations (Γ_1, V) and (Γ_2, W) is a representation with action defined by

$$h \triangleright (v \otimes w) = \sum_{(h)} \Gamma_1(h^{(1)})v \otimes \Gamma_2(h^{(2)})w. \quad (2.23)$$

The dual representation $\bar{\Gamma}$ of (Γ, V) is defined as $\bar{V} := \text{Hom}(V, \mathbb{C})$, with the left \mathcal{A} action given by $(x \triangleright f)(y) = f(S(x) \triangleright y)$ for $f \in \bar{V}$. The category of finite dimensional representations of a Hopf algebra \mathcal{A} will be denoted as $\text{Rep}(\mathcal{A})$. The isomorphism classes of irreps of \mathcal{A} will be denoted as $\text{Irr}(\mathcal{A})$. The categories $\text{Rep}(\mathcal{A})$ of finite dimensional representations of \mathcal{A} is a unitary fusion category [41].

The standard basis plays a similar role as Pauli-Z basis $|0\rangle, |1\rangle$ for a qubit. For $\Gamma \in \text{Rep}(\mathcal{A})$, we introduce generalized Pauli-Z operators as follows:

$$Z_{\Gamma}|h\rangle = \sum_{(h)} |h^{(1)}\rangle \otimes \Gamma(h^{(2)}), \quad (2.24)$$

which is well-defined since $Z_{\Gamma} = (\text{id} \otimes \Gamma) \circ \Delta$. Recall that $\Gamma : \mathcal{A} \rightarrow \text{End}(V)$ has its domain in \mathcal{A} . Similarly, we have

$$Z_{\Gamma}^{\dagger}|h\rangle = \sum_{(h)} \Gamma(S(h^{(1)})) \otimes |h^{(2)}\rangle. \quad (2.25)$$

We can also introduce

$$\tilde{Z}_{\Gamma}|h\rangle = \sum_{(h)} \Gamma(h^{(1)}) \otimes |h^{(2)}\rangle, \quad (2.26)$$

$$\tilde{Z}_{\Gamma}^{\dagger}|h\rangle = \sum_{(h)} |h^{(1)}\rangle \otimes \Gamma(S(h^{(2)})). \quad (2.27)$$

When $\mathcal{A} = \mathbb{C}[G]$, Z_{Γ} and Z_{Γ}^{\dagger} take the same forms as Eqs (11) and (12) in Ref. [15]. And in this case, $Z_{\Gamma} = \tilde{Z}_{\Gamma}$, $Z_{\Gamma}^{\dagger} = \tilde{Z}_{\Gamma}^{\dagger}$, since $\Delta(g) = g \otimes g$ for all $g \in G$. A similar notation is $Z_{\Gamma_{ij}} = (\text{id} \otimes \Gamma_{ij}) \circ \Delta$:

$$Z_{\Gamma_{ij}}|h\rangle = \sum_{(h)} \Gamma_{ij}(h^{(2)})|h^{(1)}\rangle. \quad (2.28)$$

We can also introduce $Z_{\Gamma_{ij}}^{\dagger}$, $\tilde{Z}_{\Gamma_{ij}}$ and $\tilde{Z}_{\Gamma_{ij}}^{\dagger}$ in a similar way.

The comultiplication plays a crucial role, as we will see later, we cannot use a naive generalization of group case via $\sum_k \Gamma(g_k) \otimes |g_k\rangle\langle g_k|$. The trace in the representation space V will be denoted as Tr' . Then, it's clear that

$$(\text{Tr}' Z_{\Gamma})|1_{\mathcal{A}}\rangle = d_{\Gamma}|1_{\mathcal{A}}\rangle. \quad (2.29)$$

We introduce

$$Z = \sum_{\Gamma \in \text{Irr}(\mathcal{A})} \frac{d_\Gamma}{|\mathcal{A}|} (\text{Tr}' Z_\Gamma), \quad (2.30)$$

and we have

$$Z|1_\mathcal{A}\rangle = |1_\mathcal{A}\rangle. \quad (2.31)$$

The unit element state plays the same role as that of Pauli-Z +1 eigenstate $|0\rangle$, $Z|0\rangle = |0\rangle$. Recall that in the quantum double model, we defined the action of $\bar{\mathcal{A}}$ on \mathcal{A} as

$$T_+^\varphi|x\rangle = \sum_{(x)} \varphi(x^{(2)})|x^{(1)}\rangle. \quad (2.32)$$

It's easy to verify that J_Γ is the same as $T_+^{\chi_\Gamma}$. In fact, we have the following correspondence:

$$J_\Gamma = T_+^{\chi_\Gamma}, \quad J_\Gamma^\dagger = T_-^{\chi_\Gamma}, \quad (2.33)$$

$$\tilde{J}_\Gamma = \tilde{T}_-^{\chi_\Gamma}, \quad \tilde{J}_\Gamma^\dagger = \tilde{T}_+^{\chi_\Gamma}. \quad (2.34)$$

where we have adopted the conventions in Ref.[33, Eqs. (4.1)-(4.8)]. The fact that Haar measure Λ is invariant under the action of antipode implies that

$$T_+^\Lambda = \sum_{\Gamma \in \text{Irr}(\mathcal{A})} \frac{d_\Gamma}{|\mathcal{A}|} (\text{Tr}' Z_\Gamma) = \sum_{\Gamma \in \text{Irr}(\mathcal{A})} \frac{d_\Gamma}{|\mathcal{A}|} (\text{Tr}' Z_\Gamma^\dagger) = Z, \quad (2.35)$$

$$T_-^\Lambda = \sum_{\Gamma \in \text{Irr}(\mathcal{A})} \frac{d_\Gamma}{|\mathcal{A}|} (\text{Tr}' \tilde{Z}_\Gamma) = \sum_{\Gamma \in \text{Irr}(\mathcal{A})} \frac{d_\Gamma}{|\mathcal{A}|} (\text{Tr}' \tilde{Z}_\Gamma^\dagger) = \tilde{Z}. \quad (2.36)$$

These correspondence will play crucial roles in Sec. 7 for establishing the equivalence between 1d Hopf cluster state model and quasi-1d Hopf quantum double model.

For irreps $\Gamma \in \text{Rep}(\mathcal{A})$, the fusion basis states are defined using Haar integral λ as follows:

$$|\Gamma_{ij}\rangle = \sqrt{\frac{d_\Gamma}{|\mathcal{A}|}} \sum_{(\lambda)} \Gamma_{ij}(\lambda^{(1)})|\lambda^{(2)}\rangle, \quad (2.37)$$

where $i, j = 1, \dots, d_\Gamma$. From Peter-Weyl relation $H \cong \oplus_{\Gamma \in \text{Irr}(\mathcal{A})} \bar{\Gamma} \otimes \Gamma$ we see that $|\mathcal{A}| = \sum_{\Gamma \in \text{Irr}(\mathcal{A})} d_\Gamma^2$. If we choose Γ as trivial representation $\Gamma = \mathbb{1}$, then $d_\Gamma = 1$ and $\Gamma(g) = \varepsilon(g)$, this implies that

$$|\mathbb{1}\rangle = \frac{1}{\sqrt{|\mathcal{A}|}} |\lambda\rangle. \quad (2.38)$$

We introduce the following generalized Pauli-X operators

$$\vec{X}_g : |h\rangle \mapsto |gh\rangle, \quad (2.39)$$

$$\overleftarrow{X}_g : |h\rangle \mapsto |hS(g)\rangle. \quad (2.40)$$

They are left and right regular actions of \mathcal{A} on itself. We can also introduce the right regular action $\vec{\tilde{X}}_g$ and $\overleftarrow{\tilde{X}}_g$ in a similar fashion. Recall that in Refs. [23, 30, 31, 33], these operators are denoted as L_\pm^g, \tilde{L}_\pm^g . From the definition of Haar integral, it's clear that

$$\vec{X}_g|\mathbb{1}\rangle = \varepsilon(g)|\mathbb{1}\rangle = \overleftarrow{X}_g|\mathbb{1}\rangle. \quad (2.41)$$

Vertex space	$\mathcal{H}_v = \mathcal{A}$
Standard basis	$ g_0\rangle = 1_{\mathcal{A}}\rangle, \dots, g_{ \mathcal{A} -1}\rangle$
Irrep basis	$ \Gamma_{ij}\rangle = \sqrt{\frac{d_\Gamma}{ \mathcal{A} }} \sum_{(\lambda)} \Gamma_{ij}(\lambda^{(1)}) \lambda^{(2)}\rangle$
Regular action	$\vec{X}_g h\rangle = gh\rangle, \overleftarrow{X}_g h\rangle = hS(g)\rangle$ $\vec{\tilde{X}}_g h\rangle = S(g)h\rangle, \overleftarrow{\tilde{X}}_g h\rangle = hg\rangle$
Irrep action	$Z_\Gamma h\rangle = \sum_{(h)} h^{(1)}\rangle \otimes \Gamma(h^{(2)})$ $Z_\Gamma^\dagger h\rangle = \sum_{(h)} \Gamma(S(h^{(1)})) \otimes h^{(2)}\rangle$ $\tilde{Z}_\Gamma = \sum_{(h)} \Gamma(h^{(1)}) \otimes h^{(2)}\rangle$ $\tilde{Z}_\Gamma^\dagger = \sum_{(h)} h^{(1)}\rangle \otimes \Gamma(S(h^{(2)}))$
Symmetry action	$J_\Gamma = \text{Tr}' Z_\Gamma, J_\Gamma^\dagger = \text{Tr}' Z_\Gamma^\dagger$ $\tilde{J}_\Gamma = \text{Tr}' \tilde{Z}_\Gamma, \tilde{J}_\Gamma^\dagger = \text{Tr}' \tilde{Z}_\Gamma^\dagger$
Generalized Pauli operators	$X = \vec{X}_\lambda = \overleftarrow{X}_\lambda = \vec{\tilde{X}}_\lambda = \overleftarrow{\tilde{X}}_\lambda$ $Z = \sum_{\Gamma \in \text{Irr}(\mathcal{A})} \frac{d_\Gamma}{ \mathcal{A} } J_\Gamma$ $\tilde{Z} = \sum_{\Gamma \in \text{Irr}(\mathcal{A})} \frac{d_\Gamma}{ \mathcal{A} } \tilde{J}_\Gamma$

Table 1. Summary of the quantum operations for Hopf qudit system.

If we set $X = \vec{X}_\lambda = \overleftarrow{X}_\lambda$ (notice that $\lambda = S(\lambda)$, from which it's easy to show $\vec{X}_\lambda = \overleftarrow{X}_\lambda$), we have

$$X|\mathbb{1}\rangle = |\mathbb{1}\rangle. \quad (2.42)$$

The trivial representations state plays the same role as that of Pauli-X +1 eigenstate $|+\rangle$, $X|+\rangle = |+\rangle$.

2.3 Non-invertible symmetries: Hopf symmetry and fusion categorical symmetry

For a quantum system governed by the Hamiltonian operator $H : \mathcal{H} \rightarrow \mathcal{H}$, it exhibits a (group) G -symmetry if the Hilbert space \mathcal{H} functions as a $\mathbb{C}[G]$ -module, and the representations U_g satisfy $[U_g, H] = 0$ for all $g \in G$. From the definition of representation, we see that all U_g must be invertible and $U_g^{-1} = U_{g^{-1}}$. In this context, ‘invertible symmetry’ refers to the group symmetry. The representation is termed unitary when $U_g^\dagger = U_g^{-1}$. It's worth noting that all finite group symmetries are equivalent to unitary symmetries. However, for continuous groups, while they are invertible, they are not necessarily unitary in general. If the ground state space of H is non-degenerate, the unitarity of U_g implies

$U_g|\psi_{\text{GS}}\rangle = |\psi_{\text{GS}}\rangle$. Therefore, for elements in group algebra $x \in \mathbb{C}[G]$, $[U_x, H] = 0$ and $U_x|\psi_{\text{GS}}\rangle = (\sum_{g \in G} x_g U_g)|\psi_{\text{GS}}\rangle = \varepsilon(x)|\psi_{\text{GS}}\rangle$.

Non-invertible symmetry is defined as a symmetry characterized by an algebraic structure (e.g., ring, Hopf algebra, comodule algebra, category) where U_g is not generally invertible [42–47]. Hopf symmetry is a typical example of non-invertible symmetry [33, 48]. A thorough discussion of Hopf symmetry for Hopf cluster states and its SPT phases will be provided elsewhere [29]. See Sec. 3.4 and Sec. 6 for brief discussions. In this part, we will only provide a discussion from the perspective of a single Hopf qudit. For a Hopf algebra \mathcal{A} , a quantum system that exhibits a \mathcal{A} Hopf symmetry must form a representation \mathcal{V} of \mathcal{A} , denoted by $\Gamma : \mathcal{A} \rightarrow \text{End}(\mathcal{V})$. It's notable that $\Phi(h)$ is typically non-invertible. Unlike group algebra, it's often impossible to identify a set of invertible basis elements for a general Hopf algebra. However, we can still define the symmetry as a representation U_x such that $[U_x, H] = 0$ for all $x \in \mathcal{A}$. This non-invertibility implies that $U_x|\psi_{\text{GS}}\rangle \neq |\psi_{\text{GS}}\rangle$ generally. A state $|\psi\rangle \in \mathcal{V}$ is called Hopf invariant if

$$\Phi(h)|\psi\rangle = \varepsilon(h)|\psi\rangle, \forall h \in \mathcal{A}. \quad (2.43)$$

For Hopf qudit, if we define the Hamiltonian as

$$H_X = -X = -\vec{X}_\lambda = -\overleftarrow{X}_\lambda. \quad (2.44)$$

It's clear that $[\vec{X}_g, H] = 0$ for all $g \in \mathcal{A}$, which means that H has a non-invertible \mathcal{A} -symmetry. Similarly, we have \mathcal{A} -symmetry \overleftarrow{X}_x , and two \mathcal{A}^{op} -symmetries: $\vec{\tilde{X}}_g$ and $\overleftarrow{\tilde{X}}_g$, where \mathcal{A}^{op} means $g \cdot^{\text{op}} h := h \cdot g$.

Proposition 1. *The Hopf qudit Hamiltonian H_X has Hopf \mathcal{A} -symmetries $\overleftarrow{X}_g, \vec{X}_g$ and \mathcal{A}^{op} -symmetries $\vec{\tilde{X}}_g, \overleftarrow{\tilde{X}}_g$. The trivial representation state $|\mathbb{1}\rangle$ is a ground state of Hamiltonian in Eq. (2.44), and we have:*

(i) *The trivial representation state $|\mathbb{1}\rangle$ is Hopf invariant under Hopf \mathcal{A} -symmetry $\vec{X}_h, \overleftarrow{X}_h$:*

$$\vec{X}_h|\mathbb{1}\rangle = \varepsilon(h)|\mathbb{1}\rangle, \quad \overleftarrow{X}_h|\mathbb{1}\rangle = \varepsilon(h)|\mathbb{1}\rangle. \quad (2.45)$$

(ii) *The state $|\mathbb{1}\rangle$ is also Hopf invariant under Hopf \mathcal{A}^{op} -symmetry $\vec{\tilde{X}}_h, \overleftarrow{\tilde{X}}_h$. It's clear that $\vec{\tilde{X}}_g \vec{\tilde{X}}_h = \vec{\tilde{X}}_{g \cdot^{\text{op}} h}$, and $\overleftarrow{\tilde{X}}_g \overleftarrow{\tilde{X}}_h = \overleftarrow{\tilde{X}}_{g \cdot^{\text{op}} h}$. For state $|\mathbb{1}\rangle$, we have*

$$\vec{\tilde{X}}_h|\mathbb{1}\rangle = \varepsilon(h)|\mathbb{1}\rangle, \quad \overleftarrow{\tilde{X}}_h|\mathbb{1}\rangle = \varepsilon(h)|\mathbb{1}\rangle. \quad (2.46)$$

Proof. This is a direct result of the fact that, for Haar integral λ , $x\lambda = \varepsilon(x)\lambda$. ■

As we will see later, the Hopf cluster state has Hopf symmetries (Sec. 3.4 and Sec. 6). It's also worth mentioning that the ground state of the Hopf quantum double model also exhibits this type of Hopf symmetry [32, 33].

Another kind of non-invertible symmetry is the categorical symmetry, which is usually characterized by the unitary fusion category [25–28]. The Hopf qudit possesses a categorical symmetry described by $\text{Rep}(\mathcal{A})$, for which we have the fusion rule

$$\Phi \otimes \Gamma = \oplus_{\Psi \in \text{Irr}(\mathcal{A})} N_{\Phi\Gamma}^{\Psi} \Psi, \quad (2.47)$$

where $N_{\Phi\Gamma}^{\Psi} \in \mathbb{Z}_{\geq 0}$ is called fusion multiplicity. We can similarly introduce the $\text{Rep}(\mathcal{A})^{\text{rev}}$ symmetry, where $\Gamma \otimes^{\text{rev}} \Phi := \Phi \otimes \Gamma$.

Proposition 2. (i) *If we define the Hamiltonian for Hopf qudit as*

$$H_Z = -Z = - \sum_{\Gamma \in \text{Irr}(\mathcal{A})} \frac{d_{\Gamma}}{|\mathcal{A}|} (\text{Tr}' Z_{\Gamma}), \quad (2.48)$$

The Hopf qudit system will have a non-invertible symmetry characterized by the category $\text{Rep}(\mathcal{A})$. The symmetry operator is given by $J_{\Gamma} = \text{Tr}' Z_{\Gamma}$, and we have

$$J_{\Gamma} \circ J_{\Phi} = J_{\Gamma \otimes \Phi} = J_{\oplus_{\Psi \in \text{Irr}(\mathcal{A})} N_{\Phi\Gamma}^{\Psi} \Psi}. \quad (2.49)$$

For ground state $|1_{\mathcal{A}}\rangle$,

$$J_{\Gamma} |1_{\mathcal{A}}\rangle = d_{\Gamma} |1_{\mathcal{A}}\rangle. \quad (2.50)$$

If we define $J_{\Gamma}^{\dagger} = \text{Tr}' Z_{\Gamma}^{\dagger}$, we have

$$J_{\Gamma}^{\dagger} J_{\Phi}^{\dagger} = J_{\Gamma \otimes \Phi}^{\dagger} = J_{\oplus_{\Psi \in \text{Irr}(\mathcal{A})} N_{\Gamma\Phi}^{\Psi} \Psi}. \quad (2.51)$$

This also gives a $\text{Rep}(\mathcal{A})$ symmetry and we also have

$$J_{\Gamma}^{\dagger} |1_{\mathcal{A}}\rangle = d_{\Gamma} |1_{\mathcal{A}}\rangle. \quad (2.52)$$

(ii) *If we define the Hamiltonian for Hopf qudit as*

$$H_{\tilde{Z}} = -\tilde{Z} = - \sum_{\Gamma \in \text{Irr}(\mathcal{A})} \frac{d_{\Gamma}}{|\mathcal{A}|} (\text{Tr}' \tilde{Z}_{\Gamma}), \quad (2.53)$$

The Hopf qudit system will have a non-invertible symmetry characterized by the category $\text{Rep}(\mathcal{A})^{\text{rev}}$, where $\Gamma \otimes^{\text{rev}} \Phi := \Phi \otimes \Gamma$. The symmetry is realized by $E_{\Gamma} = \text{Tr}' \tilde{Z}_{\Gamma}$ and $E_{\Gamma}^{\dagger} = \text{Tr}' \tilde{Z}_{\Gamma}^{\dagger}$. We have

$$E_{\Gamma} E_{\Phi} = E_{\Gamma \otimes^{\text{rev}} \Phi} = E_{\oplus_{\Psi \in \text{Irr}(\mathcal{A})} N_{\Phi\Gamma}^{\Psi} \Psi} \quad (2.54)$$

$$E_{\Gamma}^{\dagger} E_{\Phi}^{\dagger} = E_{\Gamma \otimes^{\text{rev}} \Phi}^{\dagger} = E_{\oplus_{\Psi \in \text{Irr}(\mathcal{A})} N_{\Phi\Gamma}^{\Psi} \Psi}^{\dagger}, \quad (2.55)$$

and for state $|1_{\mathcal{A}}\rangle$,

$$E_{\Gamma} |1_{\mathcal{A}}\rangle = d_{\Gamma} |1_{\mathcal{A}}\rangle = E_{\Gamma}^{\dagger} |1_{\mathcal{A}}\rangle. \quad (2.56)$$

Proof. To prove this, recall that $Z_{\Gamma} = (\text{id} \otimes \Gamma) \circ \Delta$, this means that

$$J_{\Gamma} = (\text{id} \otimes \text{Tr}) \circ (\text{id} \otimes \Gamma) \circ \Delta, \quad (2.57)$$

viz., J_Γ is map from Hopf qudit \mathcal{A} to itself. Then for $h \in \mathcal{A}$, we have

$$\begin{aligned}
J_\Gamma \circ J_\Phi |h\rangle &= \sum_{(h)} J_\Gamma |h^{(1)}\rangle \otimes \text{Tr } \Phi(h^{(2)}) \\
&= \sum_{(h)} |h^{(1)}\rangle \otimes \text{Tr } \Gamma(h^{(2)}) \otimes \text{Tr } \Phi(h^{(3)}) \\
&= \sum_{(h)} |h^{(1)}\rangle \otimes \text{Tr}[(\Gamma \otimes \Phi)(h^{(2)})] \\
&= \sum_{(h)} |h^{(1)}\rangle \otimes \text{Tr}[(\oplus_{\Psi \in \text{Irr}(\mathcal{A})} N_{\Phi\Gamma}^\Psi \Psi)(h^{(2)})] \\
&= J_{\oplus_{\Psi \in \text{Irr}(\mathcal{A})} N_{\Phi\Gamma}^\Psi \Psi} |h\rangle.
\end{aligned} \tag{2.58}$$

Notice that we have used the definition of tensor product for two representations given in Eq. (2.23). A more intuitive proof based Hopf tensor network will be given in Sec. 5. All other equations can be proven analogously.

We also need to show that $[J_\Gamma, H_Z] = 0$. This is clear from the fact that $J_\Gamma = T_+^{\chi_\Gamma}$ and $H_Z = T_+^\Lambda$, with χ_Γ being the character of Γ and Λ the Haar measure of \mathcal{A} . See Sec. 7 for a more detailed discussion.

All other claims can be proved in similar ways. ■

3 CSS-type Hopf Cluster states

With the preparation outlined above, in this section, we will construct the CSS-type Hopf cluster state, which we will simply refer to as the Hopf cluster state. Our construction has the property that it can recover the finite group cluster state [14, 15] when we set the Hopf algebra as the group algebra.

Indeed, our construction relies on a bipartite graph $K = (V, E)$, where each odd vertex has a local ordering of edges connected to it. We term this type of graph a cluster graph. Below is a formal definition (See Fig. 1 for a depiction):

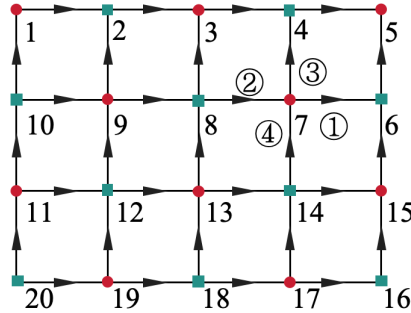


Figure 1. An illustration of cluster graph. The red vertices represent odd vertices, while the teal vertices represent even vertices. The vertices are labeled with the ordering from 1 to 20, and examples of local ordering for edges connected to odd vertex v_7 are shown as ①, \dots , and ④.

Definition 2 (Cluster graph). *A graph $K(V, E)$ is called a cluster graph if (i) it is a bipartite graph; (ii) each edge is oriented; and (iii) there is global ordering of edge set, denoted as $e_1, \dots, e_{|E|}$.*

The condition (i) implies that we can partition the vertices into even and odd vertices, denoted as V_e and V_o , respectively. Furthermore, there are no edge connecting odd vertices with odd vertices, and similarly for even vertices. This means that the edge set can be divided into disjoint union $E = \sqcup_{v_o \in V_o} N_E(v_o)$, with $N_E(v_o)$ the set edges connected to v_o .

The global ordering of the edge set in condition (iii) is equivalent to the existence of local ordering for all vertices. Notice that for the group case, we only need to have a local ordering for edge set $N_E(v_e)$ for all even vertices [14], since the group algebra is cocommutative. For the Hopf qudit, the local ordering of $N_E(v_o)$ plays a crucial role. To ensure a finite-depth circuit, we can choose a special configuration of edge orientation for $N_E(v_e)$ at each even vertex v_e . This will be illustrated in Sec. 4.

3.1 Vertex states

For a cluster graph $K(V, E)$, we assign Hopf algebra $\mathcal{H}_v = \mathcal{A}$ to each vertex $v \in V$ and the total space is $\otimes_{v \in V} \mathcal{H}_v$. This kind of network of Hopf qudit also plays a crucial role in the Hopf quantum double model [23, 30, 32, 33, 49]. The initial state of the cluster state is a product of Pauli-X preferred states and Pauli-Z preferred states. This concept can be generalized to Hopf qudits as follows:

Definition 3. *We introduce two preferred states in the Hopf algebra \mathcal{A} , one is unit element $|1_{\mathcal{A}}\rangle$ call Z-preferred state; the other is trivial representation state $|\mathbb{1}\rangle$ called X-preferred state.*

As we have proved, the Z and X preferred states satisfy the following properties:

1. For all irreps $\Gamma \in \text{Rep}(\mathcal{A})$, we have $Z_{\Gamma ii}|1_{\mathcal{A}}\rangle = |1_{\mathcal{A}}\rangle$, $J_{\Gamma}|1_{\mathcal{A}}\rangle = d_{\Gamma}|1_{\mathcal{A}}\rangle$, $Z|1_{\mathcal{A}}\rangle = |1_{\mathcal{A}}\rangle$.
2. X-preferred state $|\mathbb{1}\rangle$ satisfies $\vec{X}_g|\mathbb{1}\rangle = \varepsilon(g)|\mathbb{1}\rangle = \overleftarrow{X}_g|\mathbb{1}\rangle$ and $X|\mathbb{1}\rangle = |\mathbb{1}\rangle$.

The first statement comes from the fact $\Delta(1_{\mathcal{A}}) = 1_{\mathcal{A}} \otimes 1_{\mathcal{A}}$, while the second one is a property of the Haar integral. For a cluster graph K , we assign X-preferred state $|\mathbb{1}\rangle$ to each odd vertex and X-preferred state $|1_{\mathcal{A}}\rangle$ to each even vertex:

$$|\Omega\rangle = (\otimes_{v_o} |\mathbb{1}\rangle_{v_o}) \otimes (\otimes_{v_e} |1_{\mathcal{A}}\rangle_{v_e}), \quad (3.1)$$

which will be called the preferred product state.

3.2 Edge entangler operations

The edge entangler for a finite group cluster state manifests as controlled gates, inherently dependent on the chosen basis. At first glance, it might seem plausible to generalize the edge entangler solely using the algebraic structure of \mathcal{A} and a selected basis, without resorting to the coalgebra structure and antipode morphism. However, such an approach is not feasible.

The reasoning behind this limitation is as follows. Choose a basis $\{1_{\mathcal{A}} = g_0, g_1, \dots, g_{d-1}\}$ of d -dimensional Hopf algebra \mathcal{A} , using the regular \mathcal{A} action on \mathcal{A} , we could define

$$\vec{X}_{g_k} : |h\rangle \mapsto |g_k h\rangle, \quad k = 0, \dots, d-1. \quad (3.2)$$

However, unlike in the group case, the basis elements of a Hopf algebra are generally not invertible. This non-invertibility poses several challenges. We cannot define \vec{X}_{g_k} solely using the algebraic structure of \mathcal{A} , as there may not exist an inverse g_k^{-1} . To address this, we must utilize the antipode map $S : \mathcal{A} \rightarrow \mathcal{A}$ and define

$$\overleftarrow{X}_{g_k} : |h\rangle \mapsto |hS(g_k)\rangle, \quad k = 0, \dots, d-1. \quad (3.3)$$

An even more significant issue arises when defining the edge entangler operation as

$$C\vec{X} = \sum_{k,l=0}^{d-1} |g_k\rangle\langle g_k| \otimes |g_l g_l\rangle\langle g_l|, \quad (3.4)$$

as this map is generally non-invertible. A similar issue exists for $C\overleftarrow{X}$.

Drawing from the aforementioned observations, we define the edge entangler by leveraging the comprehensive structure of a Hopf algebra. This includes not only the algebraic structure (as a regular action) but also the coalgebra structure and the antipode map. For the left action, the edge entangler is defined as follows:

$$C\vec{X}_{i,j} : |g\rangle_i |h\rangle_j \mapsto \sum_{(g)} |g^{(2)}\rangle_i |g^{(1)}h\rangle_j, \quad (3.5)$$

which is invertible, and its inverse is given by:

$$C\vec{X}_{i,j}^{-1} : |g\rangle_i |h\rangle_j \mapsto \sum_{(g)} |g^{(2)}\rangle_i |S(g^{(1)})h\rangle_j. \quad (3.6)$$

Notice that $C\vec{X} : \mathcal{A} \otimes \mathcal{A} \rightarrow \mathcal{A} \otimes \mathcal{A}$ can be expressed as a composition of structure maps of Hopf algebra

$$C\vec{X} = (\text{id} \otimes \mu) \circ (\tau \otimes \text{id}) \circ (\Delta \otimes \text{id}), \quad (3.7)$$

where $\tau(a \otimes b) = b \otimes a$ is the twist map. All other entangler operations can be expressed in a similar form as well. We could also define edge entangler from the right regular action of Hopf algebra on itself as follows:

$$C\overleftarrow{X}_{i,j} : |g\rangle_i |h\rangle_j \mapsto \sum_{(g)} |g^{(2)}\rangle_i |hS(g^{(1)})\rangle_j, \quad (3.8)$$

and its inverse is given by:

$$C\overleftarrow{X}_{i,j}^{-1} : |g\rangle_i |h\rangle_j \mapsto \sum_{(g)} |g^{(2)}\rangle_i |hg^{(1)}\rangle_j. \quad (3.9)$$

Total space	$\mathcal{H}_{tot} = \otimes_{v \in V} \mathcal{H}_v, \mathcal{H}_v = \mathcal{A}$
Z-preferred state	$ 1_{\mathcal{A}}\rangle, Z 1_{\mathcal{A}}\rangle = 1_{\mathcal{A}}\rangle$
X-preferred state	$ \mathbb{1}\rangle = \lambda\rangle/\sqrt{ \mathcal{A} }, X \mathbb{1}\rangle = \mathbb{1}\rangle$
Preferred product state	$ \Omega\rangle = (\otimes_{v_o} \lambda\rangle_{v_o}) \otimes (\otimes_{v_e} 1_{\mathcal{A}}\rangle_{v_e})$
Edge entangler	$C\vec{X}_{i,j} : g\rangle_i h\rangle_j \mapsto \sum_{(g)} g^{(2)}\rangle_i g^{(1)}h\rangle_j$ $C\vec{X}_{i,j}^{\rightarrow -1} : g\rangle_i h\rangle_j \mapsto \sum_{(g)} g^{(2)}\rangle_i S(g^{(1)})h\rangle_j$ $C\vec{X}_{i,j}^{\leftarrow} : g\rangle_i h\rangle_j \mapsto \sum_{(g)} g^{(2)}\rangle_i hS(g^{(1)})\rangle_j$ $C\vec{X}_{i,j}^{\leftarrow -1} : g\rangle_i h\rangle_j \mapsto \sum_{(g)} g^{(2)}\rangle_i hg^{(1)}\rangle_j$

Table 2. Summary of preferred states and edge entangler operations for Hopf cluster state.

Observe that by setting the Hopf algebra as the group algebra $\mathcal{A} = \mathbb{C}[G]$, the aforementioned definitions align seamlessly with finite group case [14, 15].

To show that $C\vec{X}_{i,j}^{\rightarrow -1} \circ C\vec{X}_{i,j} = \text{id}_{\mathcal{A}} \otimes \text{id}_{\mathcal{A}}$, we need to use the fact $S^2 = \text{id}_{\mathcal{A}}$ when \mathcal{A} is semisimple and cosemisimple [39], this further implies $S(g^{(2)})g^{(1)} = \varepsilon(g)1_{\mathcal{A}}$. With this and the Hopf algebra axiom $\sum_{(g)} g^{(2)}\varepsilon(g^{(1)}) = g$ we have:

$$\begin{aligned}
|g\rangle_i |h\rangle_j &\xrightarrow{C\vec{X}_{i,j}} \sum_{(g)} |g^{(2)}\rangle_i |g^{(1)}h\rangle_j \\
&\xrightarrow{C\vec{X}_{i,j}^{\rightarrow -1}} \sum_{(g)} |g^{(3)}\rangle_i |S(g^{(2)})g^{(1)}h\rangle_j \\
&= \sum_{(g)} |g^{(2)}\rangle_i |\varepsilon(g^{(1)})1_{\mathcal{A}}h\rangle_j = |g\rangle_i |h\rangle_j.
\end{aligned} \tag{3.10}$$

To establish $C\vec{X}_{i,j}^{\leftarrow -1} \circ C\vec{X}_{i,j}^{\leftarrow} = \text{id}_{\mathcal{A}} \otimes \text{id}_{\mathcal{A}}$, we only require the following Hopf algebra axioms: $S(g^{(1)})g^{(2)} = \varepsilon(g)1_{\mathcal{A}}$ and $\sum_{(g)} g^{(2)}\varepsilon(g^{(1)}) = g$.

Remark 3.1. Notice that the above construction does not hold for weak Hopf algebras [50], as $\sum_{(g)} g^{(1)}S(g^{(2)}) \neq \varepsilon(g)$ in this case.

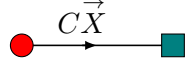
3.3 CSS-type Hopf cluster state

Now, let's construct the CSS-type Hopf cluster state. The input state of the cluster circuit is the preferred product state

$$|\Omega\rangle = (\otimes_{v_o} |\lambda\rangle_{v_o}) \otimes (\otimes_{v_e} |1_{\mathcal{A}}\rangle_{v_e}). \tag{3.11}$$

Recall that we have assumed a global ordering of the edge set. Denoting them with subscripts, we have $e_1, \dots, e_{|E|}$. Since each edge is directed and the cluster graph is bipartite, there are two possible configurations of the edges:

- If the edge is directed from an odd vertex to an even vertex, we set $U_e = C\vec{X}$:



$$(3.12)$$

- If the edge is directed from an even vertex to an odd vertex, we set $U_e = C\overleftarrow{X}$.



$$(3.13)$$

In this manner, the CSS-type Hopf cluster state for a given cluster graph K and Hopf algebra \mathcal{A} is defined as

$$|K, \mathcal{A}\rangle = U_{e_{|E|}} \cdots U_{e_1} |\Omega\rangle. \quad (3.14)$$

We will also call $U_E = U_{e_{|E|}} \cdots U_{e_1}$ (where E represents the edge set of graph K) the circuit operations and $|\Omega\rangle$ the initial state.

Proposition 3. *For the edge entangler operations, we have the following observations:*

1. Notice that if the distance between two edges e, e' is greater or equal to two, viz., they are not connected via some vertex, then the edge entangler operations are commutative: $[U_e, U_{e'}]$.
2. For each odd vertex v_o with input state h , the local ordering e_1, \dots, e_n yields

$$\sum_{(h)} |h^{(n+1)}\rangle_{v_o} \otimes X_{h^{(n)}} \otimes \cdots \otimes X_{h^{(1)}}, \quad (3.15)$$

where \vec{X} or \overleftarrow{X} is chosen depending on the orientations of each edge. When \mathcal{A} is cocommutative ($\Delta = \tau \circ \Delta$), these edge operators will commute with each other, as is the case for the group algebra $\mathbb{C}[G]$. In this scenario, there is no need for a local ordering of edges for each odd vertex.

3. For each even vertex v_e , if e is an input edge and e' is an output edge,



then $[U_e, U_{e'}]$ vanishes. For two input edges (or output edges), the edge entangler operators do not commute in general.

Proof. 1. This is because for $d(e, e') \geq 2$, U_e and $U_{e'}$ have support on different Hopf qudits. 2. It's a direct consequence of the definition of edge entangler operations. 3. Since $[\vec{X}_v, \overleftarrow{X}_w] = 0$ for any $w, v \in V$, we have $[C\overleftarrow{X}_e, C\vec{X}_{e'}] = 0$. ■

The third statement of proposition 3 is crucial: if the even vertex v_o has more than two bonds ($|N_E(v_e)| > 2$), the commutativity cannot be reached in general. There must be a local ordering to make the definition of the Hopf cluster state well-defined.

Proposition 4. *For a general cluster graph, the circuit operator $U_E = U_{e_{|E|}} \cdots U_{e_1}$ in general cannot be decomposed into the composition of some local gates.*

Proof. Notice that, to divide the edge set into some disjoint union of subsets $E_1 \cup \cdots \cup E_m$ such that $[U_{E_i}, U_{E_j}] = 0$, we can only divide the edge set along the even vertex, since the edges connected to an odd vertex are not commutative in general. Based on the third statement of proposition 3, we must divide $N_E(v_e)$ into the input edge set $N_E^i(v_e)$ and the output edge set $N_E^o(v_e)$, and then cut the edge set of the graph along the even vertex in this way to satisfy the locality condition. However, when $|N_E^i(v_e)| \geq 2$, this will introduce more than two odd vertices, all the edges connected to these vertices must be put into the same set since they are not commutative. These odd vertices will introduce more even vertices that connect to them. Repeating the dividing along these new even vertices will introduce some other odd vertices, eventually, the size of the local set can reach the size of the total edge set E . ■

Although we cannot have locality condition for the general graph, when the bonds of all even vertices are two and $|N_E^i(v_e)| = |N_E^o(v_e)| = 1$, we can make the local stabilizers commute with each other. The details will be illustrated in Sec. 4, which is crucial for discussing SPT phases of the Hopf cluster states [29].

Remark 3.2. Notice that our construction of Hopf cluster state is based on controlled left regular actions. We can introduce the controlled right regular actions

$$C\tilde{\overleftarrow{X}}_{i,j}|h\rangle \otimes |g\rangle = |h^{(1)}\rangle \otimes |gh^{(2)}\rangle, \quad C\tilde{\overrightarrow{X}}_{i,j}|h\rangle \otimes |g\rangle = |h^{(1)}\rangle \otimes |S(h^{(2)})g\rangle. \quad (3.16)$$

By setting the same preferred initial state $|\Omega\rangle$ and edge entangler as the above operators, we can also construct a Hopf cluster state. All the properties we discussed in this section, and will discuss in the sequel, also hold for this construction.

3.4 Stabilizers and non-invertible symmetry

The stabilizer group for the qubit state is a subgroup of the Pauli group for which the code state is invariant under the action of the stabilizers. Here we will adopt a more general definition of stabilizers, which are the operators that leave the state of our interest invariant.

For the Hopf cluster state, the stabilizers can be constructed in a similar way as that for the qubit cluster state. Recall that for Haar integral $\lambda = S(\lambda)$ which implies $\overrightarrow{X}_\lambda = \overleftarrow{X}_\lambda$. Set this operator as $X = \overrightarrow{X}_\lambda = \overleftarrow{X}_\lambda$ we have $X|\mathbb{1}\rangle = |\mathbb{1}\rangle$. For each odd vertex v_o and $X(v_o)$, the stabilizer is of the form

$$T(v_o) = U_{e_{|E|}} \cdots U_{e_1} X(v_o) U_{e_1}^{-1} \cdots U_{e_{|E|}}^{-1}. \quad (3.17)$$

It's clear that for Hopf cluster state $|K, \mathcal{A}\rangle$, we have $T(v_o)|K, \mathcal{A}\rangle = |K, \mathcal{A}\rangle$. Similarly, for the even vertex v_e , the operator $Z(v_e)$ in Eq. (2.30) leaves $|1_{\mathcal{A}}\rangle_{v_e}$ invariant. The corresponding stabilizer is defined as

$$Q(v_e) = U_{e_{|E|}} \cdots U_{e_1} Z(v_e) U_{e_1}^{-1} \cdots U_{e_{|E|}}^{-1}. \quad (3.18)$$

It's easy to verify $Q(v_e)|K, \mathcal{A}\rangle = |K, \mathcal{A}\rangle$.

For odd vertex, we can also introduce

$$\vec{T}_g(v_o) = U_{e_{|E|}} \cdots U_{e_1} \vec{X}_g(v_o) U_{e_1}^{-1} \cdots U_{e_{|E|}}^{-1}, g \in \mathcal{A}. \quad (3.19)$$

$$\overleftarrow{T}_g(v_o) = U_{e_{|E|}} \cdots U_{e_1} \overleftarrow{X}_g(v_o) U_{e_1}^{-1} \cdots U_{e_{|E|}}^{-1}. \quad (3.20)$$

They form representations of Hopf algebra \mathcal{A} in the sense that

$$\vec{T}_{1_{\mathcal{A}}} = I, \quad \vec{T}_g \vec{T}_h = \vec{T}_{gh}, \quad (3.21)$$

similarly for $\overleftarrow{T}_g(v_o)$. From $g\lambda = \varepsilon(g)\lambda = \lambda S(g)$, it's clear that

$$\vec{T}_g|K, \mathcal{A}\rangle = \varepsilon(g)|K, \mathcal{A}\rangle = \overleftarrow{T}_g|K, \mathcal{A}\rangle. \quad (3.22)$$

To summarize, we have:

Proposition 5. *The Hopf cluster state supports two Hopf \mathcal{A} -symmetries on each odd vertex, which are defined by Eqs. (3.19) and (3.20). Similarly, it also supports two Hopf \mathcal{A}^{op} -symmetries, if we replace the left regular action with the right regular action.*

For even vertex and $\Gamma \in \text{Rep}(\mathcal{A})$, we introduce

$$Q_{\Gamma}(v_e) = U_{e_{|E|}} \cdots U_{e_1} J_{\Gamma}(v_e) U_{e_1}^{-1} \cdots U_{e_{|E|}}^{-1}. \quad (3.23)$$

Then it's easy to check that

$$Q_{\Gamma}(v_e)|K, \mathcal{A}\rangle = d_{\Gamma}|K, \mathcal{A}\rangle. \quad (3.24)$$

And

$$Q_{\Gamma}(v_e)Q_{\Phi}(v_e) = Q_{\oplus_{\Psi} N_{\Gamma\Phi}^{\Psi}\Psi}(v_e). \quad (3.25)$$

From J_{Γ}^{\dagger} , we define

$$Q_{\Gamma}^{\dagger}(v_e) = U_{e_{|E|}} \cdots U_{e_1} J_{\Gamma}^{\dagger}(v_e) U_{e_1}^{-1} \cdots U_{e_{|E|}}^{-1}. \quad (3.26)$$

Similar results hold. For E_{Γ} and E_{Γ}^{\dagger} , we can construct two $\text{Rep}(\mathcal{A})^{\text{rev}}$ -symmetries. To summarize, we have:

Proposition 6. *The Hopf cluster state supports two $\text{Rep}(\mathcal{A})$ -symmetries on each even vertex, which is defined by Eqs. (3.23) and (3.26). Similarly, it also supports two $\text{Rep}(\mathcal{A})^{\text{rev}}$ -symmetries on each even vertex.*

4 Hopf cluster-lattice state on d -dimensional spatial manifold

As discussed in the last section, to ensure a finite-depth circuit, we impose commutativity for local operations, which implies certain local structures of even vertex for the graph. For our convenience, we introduce the following definition:

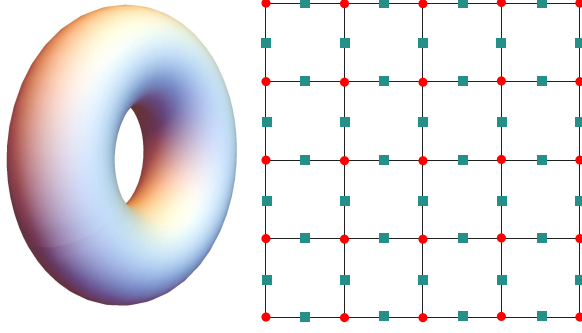


Figure 2. An example of cluster lattice on a torus \mathbb{T}^2 . We first create a cellulation of \mathbb{T}^2 and regard the vertices as odd vertices (depicted as red vertices in the figure). An orientation is assigned to each edge. Then, for each edge, we add an even vertex (represented as teal vertices in the figure). These even vertices are all bivalent. The original edge now becomes two edges connected to the even vertex, one input edge, and one output edge.

Definition 4 (Cluster lattice for a d -dimensional manifold). *For an arbitrary d -dimensional spatial manifold, a cluster lattice \mathbb{M}^d can be constructed as follows: We begin by cellulating the manifold, and then consider its 1-dimensional skeleton as the lattice. The vertices of this lattice are referred to as odd vertices. Subsequently, we assign an orientation to each edge of the lattice and place even vertices along these edges. See Fig. 2 for an illustration.*

We will use the term ‘cluster lattice’ to distinguish it from the ‘cluster graph’. Note that a cluster lattice is a special case of a cluster graph. As a graph $\mathbb{M}^d = (V, E)$, a cluster lattice is always bipartite. The even vertices are all bivalent, with one input edge and one output edge, while the odd vertices can connect to an arbitrary number of even vertices depending on the lattice structure. We still need to introduce a local ordering of edges connected to an odd vertex. To simplify the notation, we still adopt a global ordering of all edges of the lattice, naturally inducing a local ordering for each vertex. Also, notice that any given local ordering of $N_E(v_o)$ can be embedded into a global ordering of total edge set E .

Recall that there exists a local order of edges connecting to each odd vertex v_o , denoted as $e_{v_o,1}, \dots, e_{v_o,m}$. We set $U_{e_{v_o,k}} = C\vec{X}$ if v_o is the starting point of edge $e_{v_o,k}$; otherwise, we set $U_{e_{v_o,k}} = C\overleftarrow{X}$. We define the odd vertex operator as

$$W_{v_o} = \prod_{j=1}^m U_{e_{v_o,j}}, \quad (4.1)$$

where the order is crucial, since $[U_{e_{v_o,j}}, U_{e_{v_o,i}}] \neq 0$ in general. However, for different odd vertices v_o and w_o , the corresponding entangler operators commute

$$[W_{v_o}, W_{w_o}] = 0. \quad (4.2)$$

For two odd vertices v_o and w_o that do not simultaneously connect to some even vertex, it’s clear that $[K_{v_o}, K_{w_o}] = 0$. If they connect to some even vertex u_e simultaneously via edges

e_i and e_j , from the construction of the cluster lattice, we observe that u_e must not be the endpoint (or starting point) of two edges simultaneously. This implies that $[U_{e_1}, U_{e_2}] = 0$, as one arises from the \vec{X} and the other from the \overleftarrow{X} . Consequently, $[K_{v_o}, K_{w_o}] = 0$. This guarantees that the circuits have a locality structure.

Definition 5 (Hopf cluster-lattice state). *For a cluster lattice \mathbb{M}^d and a Hopf algebra \mathcal{A} , the Hopf cluster state is defined as*

$$|\mathbb{M}^d, \mathcal{A}\rangle = \left(\prod_{v_o} K_{v_o}\right)|\Omega\rangle. \quad (4.3)$$

Using the global ordering of edge set, it can be expressed as

$$|\mathbb{M}^d, \mathcal{A}\rangle = \left(\prod_{j=1}^{|E|} U_{e_j}\right)|\Omega\rangle. \quad (4.4)$$

It's easy to verify that the two definitions are equivalent.

For a 1-dimensional manifold, all vertices of a bipartite graph are bivalent. To ensure that the graph is a cluster lattice, we only need to impose some extra conditions on the orientation of each edge. This simplified the discussion of SPT phases in the 1d cluster state. We believe our construction here for the Hopf cluster-lattice state provides a natural generalization of cluster states for discussing topological phases that have a Hopf symmetry. This provides a quite different construction from the anyonic chain [51] and the model based on Hopf comodule algebra [27]. The detailed discussion from a topological phase perspective will be given in another work [29].

5 Hopf tensor network representation

In this section, we will establish the tensor network representation for the Hopf cluster state. Our construction of a tensor network is a combination of tensor network and string diagrams of Hopf algebra, which is a powerful tool when doing calculations. Notice that this should not be confused with the tensor network introduced in Refs. [30, 32, 33] in solving Hopf and weak Hopf quantum double models. In this part, we will always fix a basis $1_{\mathcal{A}} = g_0, g_1, \dots, g_{|\mathcal{A}|-1}$ of the Hopf algebra \mathcal{A} and all the contractions are assumed to be made for this basis if not specified.

5.1 Hopf algebra data as tensors

We assume the network is read upwards, thus a general element $h \in \mathcal{A}$ can be represented as

$$h = \sum_k c_k g_k = \begin{array}{c} | \\ \textcircled{h} \end{array}, \quad (5.1)$$

with $c_k \in \mathbb{C}$. All contractions of tensors are performed over the chosen basis.

Algebra tensor. — The algebraic structure is characterized by the structure constants A_{ab}^c , where

$$\mu(g_a \otimes g_b) = g_a g_b = \sum_c A_{ab}^c g_c. \quad (5.2)$$

It can be represented as a tensor:

$$A_{ab}^c = \begin{array}{c} c \\ \triangleup \\ a \quad b \end{array}. \quad (5.3)$$

We will use labeled lines to represent the given basis with the respective label, dotted lines to represent the identity element $g_0 = 1_{\mathcal{A}}$, and the lines connecting two tensors to represent the contraction of the corresponding indices. For more details about the tensor network, see Refs. [52, 53]. The unit axiom of algebra can be represented diagrammatically as follows:

$$A_{0b}^c = A_{b0}^c = \delta_{b,c}, \quad (5.4)$$

$$\begin{array}{c} c \\ \triangleup \\ \vdots \quad b \end{array} = \delta_{b,c} \begin{array}{c} c \\ | \end{array} = \begin{array}{c} c \\ \triangleup \\ b \quad \vdots \end{array}. \quad (5.5)$$

The associativity can be represented as follows:

$$\sum_d A_{ab}^d A_{dc}^e = \sum_d A_{ad}^e A_{bc}^d. \quad (5.6)$$

$$\begin{array}{c} e \\ \triangleup \\ \triangleup \\ a \quad b \quad c \end{array} = \begin{array}{c} e \\ \triangleup \\ \triangleup \\ a \quad b \quad c \end{array}. \quad (5.7)$$

Notice that associativity allows us to define the algebra tensor $A_{a_1 \dots a_n}^b$ with n input legs and one output leg without ambiguity. There are $\frac{(2n-2)!}{n!(n-1)!}$ (the $(n-1)$ -th Catalan number) equivalent ways to decompose $A_{a_1 \dots a_n}^b$ into the contraction of basic algebra tensors.

Coalgebra tensor. — The coproduct structure is characterized by the structure constant C_a^{bc}

$$\Delta(g_a) = \sum_{b,c} C_a^{bc} g_b \otimes g_c. \quad (5.8)$$

The C_a^{bc} can be represented as

$$C_a^{bc} = \begin{array}{c} b \quad c \\ \triangledown \\ a \end{array}. \quad (5.9)$$

The counit map can be represented as an edge-removing operation $\varepsilon(g_a) = \varepsilon_a$ and is denoted as

$$\begin{array}{c} \textcircled{\varepsilon} \\ | \\ a \end{array} = \varepsilon_a. \quad (5.10)$$

The counit axiom can thus be represented as

$$\sum_b \varepsilon_b C_a^{bc} = \sum_c \varepsilon_c A_a^{cd} = \delta_{a,c}, \quad (5.11)$$

$$\begin{array}{c} \textcircled{\varepsilon} \\ | \\ \text{---} \triangle \text{---} \\ | \\ c \end{array} = \delta_{a,c} \begin{array}{c} | \\ c \end{array} = \begin{array}{c} \textcircled{\varepsilon} \\ | \\ \text{---} \triangle \text{---} \\ | \\ a \end{array}. \quad (5.12)$$

The coassociativity can be represented as

$$\sum_c C_a^{bc} C_c^{de} = \sum_c C_c^{bd} C_a^{ce}, \quad (5.13)$$

$$\begin{array}{c} b \quad d \quad e \\ | \quad | \quad | \\ \text{---} \triangle \text{---} \\ | \quad | \quad | \\ \text{---} \triangle \text{---} \\ | \\ a \end{array} = \begin{array}{c} b \quad d \quad e \\ | \quad | \quad | \\ \text{---} \triangle \text{---} \\ | \quad | \quad | \\ \text{---} \triangle \text{---} \\ | \\ a \end{array}. \quad (5.14)$$

The coassociativity allows us to define the coalgebra tensor $C_b^{a_1 \dots a_n}$ with n input legs and one output leg without ambiguity. There are also $\frac{(2n-2)!}{n!(n-1)!}$ (the $(n-1)$ -th Catalan number) equivalent ways to decompose $C_b^{a_1 \dots a_n}$ into the contraction of basic coalgebra tensors.

Bialgebra axioms. — The definition of bialgebra requires that ε and Δ must be algebra homomorphisms. For counit tensor, we have $\varepsilon(g_a g_b) = \varepsilon(g_a) \varepsilon(g_b)$ for all a, b , which is equivalent to say $\sum_c A_{ab}^c \varepsilon_c = \varepsilon_a \varepsilon_b$.

$$\begin{array}{c} \textcircled{\varepsilon} \\ | \\ c \\ | \\ \text{---} \triangle \text{---} \\ | \quad | \\ a \quad b \end{array} = \begin{array}{c} \textcircled{\varepsilon} \quad \textcircled{\varepsilon} \\ | \quad | \\ a \quad b \end{array}. \quad (5.15)$$

For the coalgebra tensor, we have $\Delta(g_a g_b) = \Delta(g_a) \Delta(g_b)$, which is equivalent to $\sum_c A_{ab}^c C_c^{de} = \sum_{i,j,k,l} C_a^{ij} C_b^{kl} A_{ik}^d A_{jl}^e$.

$$\begin{array}{c} d \quad e \\ | \quad | \\ \text{---} \triangle \text{---} \\ | \\ c \\ | \\ \text{---} \triangle \text{---} \\ | \quad | \\ a \quad b \end{array} = \begin{array}{c} d \quad e \\ | \quad | \\ \text{---} \triangle \text{---} \quad \text{---} \triangle \text{---} \\ | \quad | \quad | \quad | \\ i \quad j \quad k \quad l \\ | \quad | \\ \text{---} \triangle \text{---} \quad \text{---} \triangle \text{---} \\ | \quad | \\ a \quad b \end{array}. \quad (5.16)$$

These basic rules of tensor contraction can be used to derive more complicated rules, such as those for $\Delta(g_ag_bg_c\cdots)$.

Antipode tensor. — For Hopf algebra, antipode can also be represented as a tensor $S(g_a) = \sum_b S_a^b g_b$. It satisfies $\sum_{b,c,d} C_a^{bc} S_c^d A_{bd}^e = \varepsilon_a \delta_{e,0} = \sum_{b,c,d} C_a^{bc} S_b^d A_{dc}^e$.

5.2 Tensor network of Hopf cluster state

For the Hopf cluster state, there exists a Hopf tensor network representation. As we will see, our construction of the Hopf tensor network is more intuitive, and it can naturally recover the matrix product state (MPS) and projected entangled pair states (PEPS) representations for the case $\mathcal{A} = \mathbb{C}[G]$ [14, 15]. Many properties therein have a natural explanation using the Hopf algebra structure.

In this section, we will put Haar integral $|\lambda\rangle$ instead of $|\mathbb{1}\rangle \propto |\lambda\rangle$ on each odd vertex for the simplicity of the discussion. For a given Hopf cluster state $|K, \mathcal{A}\rangle$, we can draw a corresponding string diagram using the structure constant of \mathcal{A} , see Fig. 3 as an illustration.

For an odd vertex connecting n edges, the corresponding local tensor is represented by

We've employed red lines to denote the physical degrees of freedom and black lines to represent the virtual indices. From this, we observe that the odd vertex tensor essentially

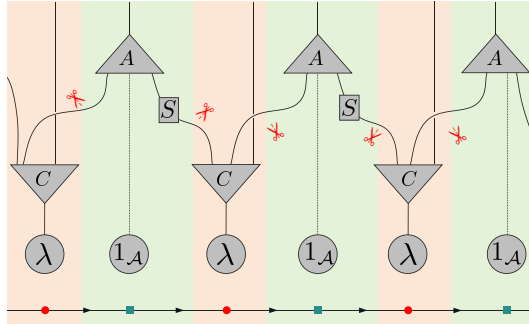


Figure 3. The Hopf tensor network for a one dimensional Hopf cluster state.

The generalized Pauli-Z operators can be represented as

$$Z_\Gamma = \text{triangle with } \Gamma \text{ box on top}, \quad Z_\Gamma^\dagger = \text{triangle with } \Gamma \text{ box and } S \text{ box on top}, \quad (5.23)$$

where we use a cyan line to represent the virtual indices for the representation matrix $\Gamma \in \text{Rep}(\mathcal{A})$. All other Hopf qudit operators can be represented in a similar way.

Proof of proposition 2 based on Hopf tensor network representation. — For $\Gamma, \Phi \in \text{Rep}(\mathcal{A})$, $Z_\Gamma Z_\Phi |g_k\rangle$ can be represented as

$$\begin{aligned} & \text{triangle with } \Gamma \text{ box on top} \text{ connected to } \text{triangle with } \Phi \text{ box on top} \text{ connected to } k \\ &= \text{triangle with } \Gamma \text{ box and } \Phi \text{ box on top} \text{ connected to } k \\ &= \text{triangle with } \oplus_\Psi N_{\Gamma\Phi}^\Psi \Psi \text{ box on top} \text{ connected to } k. \end{aligned} \quad (5.24)$$

By employing the Hopf tensor network, we have a more intuitive approach to handling quantum states and operations for Hopf qudits

6 One dimensional Hopf cluster state

6.1 Hopf cluster state Hamiltonian

Let us now consider a 1d cluster lattice \mathbb{M}^1 , which is depicted in Fig. 3. We will label the vertices as $1, \dots, 2L$. The preferred state is $|\Omega\rangle = |\lambda\rangle_1 |1_{\mathcal{A}}\rangle_2 |\lambda\rangle_3 \cdots |1_{\mathcal{A}}\rangle_{2L}$. For periodic boundary conditions, the entangler operator is

$$U_E = \prod_{i:\text{odd}} C\vec{X}_{i,i+1} C\overleftarrow{X}_{i,i-1}, \quad (6.1)$$

where $W_{v_i} = C\vec{X}_{i,i+1} C\overleftarrow{X}_{i,i-1}$, and we assume that all edges of the cluster graph are directed from left to right.

For even vertex i , we define X-type local stabilizer operator as (λ is Haar integral)

$$\mathfrak{A}_i = \sum_{(\lambda)} \overleftarrow{X}_{\lambda(1)}(i-1) \otimes \vec{X}_{\lambda(3)}(i) \otimes \vec{X}_{\lambda(2)}(i+1). \quad (6.2)$$

We can similarly define \mathfrak{A}^h for $h \in \mathcal{A}$, meaning that $\mathfrak{A}_i = \mathfrak{A}_i^\lambda$. For odd vertex j , we define the Z-type operator

$$\mathfrak{B}_j^\Gamma = \text{Tr}'[Z_\Gamma^\dagger(j-1) \otimes Z_\Gamma(j) \otimes Z_\Gamma(j+1)] \quad (6.3)$$

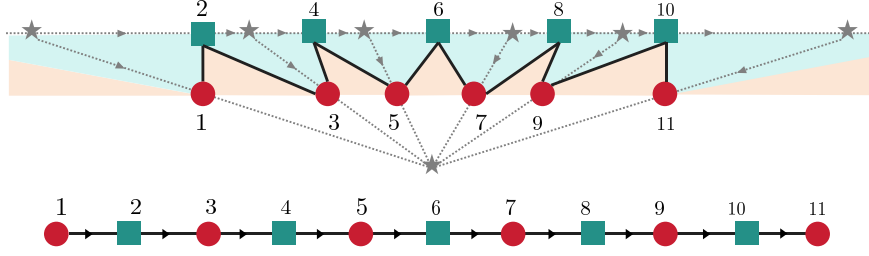


Figure 4. Illustration depicting the transformation from local stabilizers for the Hopf cluster state into the face and vertex operators of the Hopf quantum double model. By folding the 1d cluster lattice into a zigzag configuration, a 2d lattice is formed, represented by gray dotted lines in the figure, with vertices depicted as stars.

and

$$\mathfrak{B}_j = \sum_{\Gamma \in \text{Irr}(\mathcal{A})} \frac{d_\Gamma}{|\mathcal{A}|} \mathfrak{B}_j^\Gamma. \quad (6.4)$$

Remark 6.1. Notice that \mathfrak{A}_i 's and \mathfrak{B}_j 's bear a resemblance to the vertex and face operators A_v and B_f in the quantum double model [23, 30–33]. Remarkably, we can prove their equivalence. Refer to Fig. 4, folding the 1d cluster lattice into a zigzag configuration yields a 2d (quasi-1d) lattice. In the quantum double lattice construction, Hopf qudits are positioned on edges. To ensure a properly defined quantum double lattice, an ancillary vertex (seen as the bottom vertex in Fig.4) is introduced. We'll term this lattice the virtual lattice, with its associated vertices and faces named virtual vertices and virtual faces, respectively. Given that the directions of each virtual edge are chosen as downwards and rightwards, and the edges surrounding the faces and vertices are assumed to be clockwise, we assert that the corresponding vertex operator A_v is equivalent to the odd-site operator \mathfrak{A}_i defined earlier. Similarly, the face operator B_f corresponds to the odd-site operator \mathfrak{B}_j defined previously. See Sec. 7 for a detailed discussion.

Theorem 1. *The Hopf cluster state Hamiltonian*

$$H_{\text{cluster}} = - \sum_{i:\text{odd}} \mathfrak{A}_i - \sum_{j:\text{even}} \mathfrak{B}_j \quad (6.5)$$

is a local commutative projector (LCP) Hamiltonian, viz., $\mathfrak{A}_i, \mathfrak{B}_j$ are projectors and $[\mathfrak{A}_i, \mathfrak{B}_j] = 0$ for all $i \in 2\mathbb{N} + 1$ and even $j \in 2\mathbb{N}$, $[\mathfrak{A}_k, \mathfrak{A}_l] = 0$ and $[\mathfrak{B}_s, \mathfrak{B}_t] = 0$ for all $k, l \in 2\mathbb{N} + 1$ and $s, t \in 2\mathbb{N}$.

The cluster state $|\mathbb{M}^1, \mathcal{A}\rangle$ is the stabilizer state of \mathfrak{A}_i and \mathfrak{B}_j

$$\mathfrak{A}_i |\mathbb{M}^1, \mathcal{A}\rangle = \mathfrak{B}_j |\mathbb{M}^1, \mathcal{A}\rangle = |\mathbb{M}^1, \mathcal{A}\rangle \quad (6.6)$$

for all even i and odd j .

Proof. We first prove that \mathfrak{A}_i 's are projectors. Recall that the inner product of Hopf qudit \mathcal{A} is given by Eq. (2.17), $\Lambda(x^*gy) = \Lambda((g^*x)^*y)$ implies that

$$\vec{X}_g^\dagger = \vec{X}_{g^*}. \quad (6.7)$$

Using Eq. (2.15) and cocommutativity of Λ , we have $\Lambda(x^*yS(g)) = \Lambda(S(g)x^*y) = \Lambda((xS(g)^*)^*y) = \Lambda((xS(g^*))^*y)$, which implies

$$\overleftarrow{X}_g^\dagger = \overleftarrow{X}_{g^*}. \quad (6.8)$$

By definition of \mathfrak{A}_i^λ , we see

$$(\mathfrak{A}_i^\lambda)^\dagger = \mathfrak{A}_i^{\lambda^*}. \quad (6.9)$$

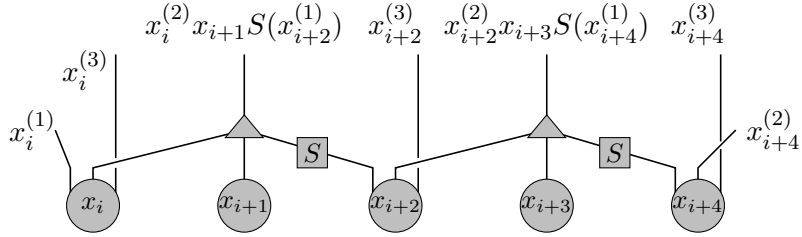
Since $\lambda^* = \lambda$, we have $(\mathfrak{A}_i^\lambda)^\dagger = \mathfrak{A}_i^\lambda$, viz., \mathfrak{A}_i 's are Hermitian. It's clear that $\mathfrak{A}_i^x \mathfrak{A}_i^y = \mathfrak{A}_i^{xy}$. From $\lambda^2 = \lambda$, we have $(\mathfrak{A}_i^\lambda)^2 = \mathfrak{A}_i^\lambda$, meaning that \mathfrak{A}_i 's are projectors.

Directly proving $\mathfrak{B}^\dagger = \mathfrak{B}$ and $\mathfrak{B}^2 = \mathfrak{B}$ is challenging. However, leveraging Proposition 11 in Appendix, we obtain $\mathfrak{B} = B_f^\Lambda$. In references [32, 33], it's shown that B_f^Λ are Hermitian projectors. Hence, \mathfrak{B}_j are projectors for all $j \in 2\mathbb{N}$.

Using Proposition 11 in Appendix, the commutativity of $[\mathfrak{A}_k, \mathfrak{A}_l] = [\mathfrak{B}_s, \mathfrak{B}_t] = [\mathfrak{A}_i, \mathfrak{B}_j] = 0$ can be proved in a similar way as that in Refs. [32, 33]. Notice that the character χ_Γ is cocommutative (i.e. $\chi_\Gamma(xy) = \chi_\Gamma(yx)$), which implies a stronger relation

$$[\mathfrak{A}_i, \mathfrak{B}_j^\Gamma] = 0. \quad (6.10)$$

Here we will provide an alternative proof of above equation based on the Hopf tensor network representation of the Hopf cluster state. For a 1d lattice with $2L$ vertices, the total space is $\mathcal{A}^{\otimes 2L}$. For product state $|\Omega(x_1, \dots, x_{2L})\rangle = |x_i\rangle \otimes \dots \otimes |x_{2L}\rangle$, which applying the cluster circuit U_E in Eq. (6.1), we obtain a state $|\Psi(x_1, \dots, x_{2L})\rangle$. Since U_E is invertible, its necessary to show that $\mathfrak{A}_i \mathfrak{B}_j^\Gamma |\Psi(x_1, \dots, x_{2L})\rangle = \mathfrak{B}_j^\Gamma \mathfrak{A}_i |\Psi(x_1, \dots, x_{2L})\rangle$ for all such $|\Psi(x_1, \dots, x_{2L})\rangle$. The only non-trivial case is when $j = i \pm 1$, let's assume $j = i + 1$ without loss of generality. We have the following Hopf tensor network representation of $|\Psi(x_1, \dots, x_{2L})\rangle$:



When applying \mathfrak{A}_{i+2} , from $\lambda x_{i+2} = \varepsilon(x_{i+2})\lambda$, we have

$$\mathfrak{A}_{i+2} |\Psi(\dots, x_i, x_{i+1}, x_{i+2}, x_{i+3}, x_{i+4}, \dots)\rangle = \varepsilon(x_{i+2}) |\Psi(\dots, x_i, x_{i+1}, \lambda, x_{i+3}, x_{i+4}, \dots)\rangle \quad (6.12)$$

Applying $\mathfrak{B}_{i+1}^\Gamma$ on $|\Psi(\dots, x_i, x_{i+1}, x_{i+2}, x_{i+3}, x_{i+4}, \dots)\rangle$ gives

$$\begin{aligned} & \text{Tr}' \Gamma[S(x_i^{(4)}) x_i^{(3)} x_{i+1}^{(2)} S(x_{i+2}^{(1)}) x_{i+2}^{(5)}] |x_i^{(1)}, x_i^{(5)}, x_i^{(2)} x_{i+1}^{(1)} S(x_{i+2}^{(2)}), x_{i+2}^{(4)}, x_{i+2}^{(3)} x_{i+3} S(x_{i+4}^{(1)}), x_{i+4}^{(3)}, x_{i+4}^{(2)}\rangle \\ &= \text{Tr}' \Gamma[x_{i+1}^{(2)} S(x_{i+2}^{(1)}) x_{i+2}^{(5)}] |x_i^{(1)}, x_i^{(3)}, x_i^{(2)} x_{i+1}^{(1)} S(x_{i+2}^{(2)}), x_{i+2}^{(4)}, x_{i+2}^{(3)} x_{i+3} S(x_{i+4}^{(1)}), x_{i+4}^{(3)}, x_{i+4}^{(2)}\rangle \end{aligned} \quad (6.13)$$

where we omit the sum symbol for comultiplication to avoid cluttering the equations. Combining the fact that

$$\sum_{(\lambda)} \lambda^{(1)} \otimes \lambda^{(2)} \otimes \lambda^{(3)} \otimes \lambda^{(4)} \otimes \lambda^{(5)} = \sum_{(\lambda)} \lambda^{(2)} \otimes \lambda^{(3)} \otimes \lambda^{(4)} \otimes \lambda^{(5)} \otimes \lambda^{(1)} \quad (6.14)$$

and Eqs. (6.12) and (6.13) we obtain

$$\begin{aligned} & \mathfrak{B}_{i+1}^\Gamma \mathfrak{A}_{1+2} |\Psi(\cdots, x_i, x_{i+1}, x_{i+2}, x_{i+3}, x_{i+4}, \cdots)\rangle \\ &= \varepsilon(x_{i+2}) \mathfrak{B}_{i+1}^\Gamma |\Psi(\cdots, x_i, x_{i+1}, \lambda, x_{i+3}, x_{i+4}, \cdots)\rangle \\ &= \text{Tr}' \Gamma[x_{i+1}^{(2)}] \varepsilon(x_{i+2}) |\Psi(\cdots, x_i, x_{i+1}^{(1)}, x_{i+2}, x_{i+3}, x_{i+4}, \cdots)\rangle \end{aligned} \quad (6.15)$$

In a similar way, we can prove that, applying $\mathfrak{A}_{1+2} \mathfrak{B}_{i+1}^\Gamma$ on $|\Psi(\cdots, x_i, x_{i+1}, x_{i+2}, x_{i+3}, x_{i+4}, \cdots)\rangle$ gives the same result.

Notice that Eqs. (6.12) and (6.13) also implies that $|\mathbb{M}^1, \mathcal{A}\rangle$ is invariant under \mathfrak{A}_i and \mathfrak{B}_j . Since $\varepsilon(\lambda) = 1$, we have

$$\mathfrak{A}_i |\mathbb{M}^1, \mathcal{A}\rangle = \varepsilon(\lambda) |\mathbb{M}^1, \mathcal{A}\rangle = |\mathbb{M}^1, \mathcal{A}\rangle. \quad (6.16)$$

Combining Eqs. (6.13) and (6.14), we have

$$\mathfrak{B}_j |\mathbb{M}^1, \mathcal{A}\rangle = \text{Tr} \Gamma(1_{\mathcal{A}}) |\mathbb{M}^1, \mathcal{A}\rangle = d_{\Gamma} |\mathbb{M}^1, \mathcal{A}\rangle. \quad (6.17)$$

This, together with the Peter-Weyl formula for Hopf algebra, further implies that $\mathfrak{B}_j |\mathbb{M}^1, \mathcal{A}\rangle = |\mathbb{M}^1, \mathcal{A}\rangle$. \blacksquare

6.2 Non-invertible symmetries

The Hamiltonian in Eq. (6.5) has two non-invertible global symmetries characterized by \mathcal{A} and $\text{Rep}(\mathcal{A})^{\text{rev}}$.

The Hopf \mathcal{A} -symmetry is defined as an operator acting on all odd vertices:

$$F_g = \sum_{(h)} \overleftarrow{X}_{h^{(1)}}(1) \otimes \overleftarrow{X}_{h^{(2)}}(3) \otimes \cdots \otimes \overleftarrow{X}_{h^{(L)}}(2L-1). \quad (6.18)$$

It's clear that

$$F_g F_h = F_{gh}, \quad F_{1_{\mathcal{A}}} = I. \quad (6.19)$$

Proposition 8. *The Hopf cluster state Hamiltonian H_{cluster} in Eq. (6.5) commutes with F_g for all $g \in \mathcal{A}$, thus it has a Hopf \mathcal{A} -symmetry.*

Proof. Notice that \mathfrak{A} , when acting on odd vertices, is a action from the left-hand side, which F_g acts from the right-hand side, thus $[F_g, \mathfrak{A}] = 0$. To prove $[\mathfrak{B}, F_g] = 0$, consider Hopf tensor network in Eq. (6.11), applying F_g , we replace $x_i^{(3)}$ with $x^{(3)} S(g^{(\frac{i+1}{2})})$ and $x_{i+2}^{(3)}$ with $x_{i+2}^{(3)} S(g^{(\frac{i+1}{2}+1)})$. Then applying B_{i+2}^Γ gives the factor

$$\begin{aligned} & \text{Tr}' \Gamma[S^2(g^{(\frac{i+1}{2}+1)}) S(x_i^{(4)}) \cdots x_{i+2}^{(5)} S(g^{(\frac{i+1}{2}+2)})] \\ &= \text{Tr}' \Gamma[S(g^{(\frac{i+1}{2}+2)}) g^{(\frac{i+1}{2}+1)} S(x_i^{(4)}) \cdots x_{i+2}^{(5)}] \\ &= \varepsilon(g^{(\frac{i+1}{2}+1)}) \text{Tr}' \Gamma[S(x_i^{(4)}) \cdots x_{i+2}^{(5)}]. \end{aligned} \quad (6.20)$$

This implies that $[\mathfrak{B}_{i+1}^\Gamma, F_g] = 0$, leading us to the required result. \blacksquare

We can also introduce a global symmetry that acts on all even vertices:

$$D_\Gamma = \text{Tr}'[\tilde{Z}_\Gamma(2) \otimes \tilde{Z}_\Gamma(4) \otimes \cdots \otimes \tilde{Z}_\Gamma(2L)]. \quad (6.21)$$

They satisfy a fusion rule

$$D_\Gamma D_\Phi = D_{\Phi \otimes \Gamma}, \quad (6.22)$$

which means that they form a $\text{Rep}(\mathcal{A})^{\text{rev}}$ symmetry. Note that this differs from the definition in Ref. [15] due to the cocommutative nature of the group algebra $\Delta(g) = g \otimes g$ for $g \in G$. Thus, they use Z_Γ to construct the global symmetry. However, for a general Hopf algebra, this is not the case, since

$$Z_\Gamma Z_\Phi |x\rangle = \sum_{(x)} x^{(1)} \otimes \Gamma(x^{(2)}) \otimes \Phi(x^{(3)}) \neq \sum_{(x)} x^{(1)} \otimes \Phi(x^{(2)}) \otimes \Gamma(x^{(3)}) = Z_\Phi Z_\Gamma |x\rangle. \quad (6.23)$$

The operator $\text{Tr}'[Z_\Gamma(2) \otimes Z_\Gamma(4) \otimes \cdots \otimes Z_\Gamma(2L)]$ does not commute with \mathfrak{B} , and therefore is no longer a symmetry operator.

Proposition 9. *The Hopf cluster state Hamiltonian H_{cluster} in Eq. (6.5) commutes with D_Γ for all $\Gamma \in \text{Rep}(\mathcal{A})^{\text{rev}}$, thus it has a $\text{Rep}(\mathcal{A})^{\text{rev}}$ -symmetry.*

Proof. The commutativity relation $[\mathfrak{B}_{2k}^\Phi, D_\Gamma]$ is clear from the definition. For odd vertex of $\mathfrak{B}^\Phi = Z_\Phi^\dagger(2k-1) \otimes Z_\Phi(2k) \otimes Z_\Phi(2k+1)$, the corresponding operator is $Z_\Phi(2k)$. We have $[Z_\Phi(2k), \tilde{Z}_\Gamma(2k)] = 0$, which implies $[\mathfrak{B}^\Phi(2k), D_\Gamma] = 0$ and further $[\mathfrak{B}(2k), D_\Gamma] = 0$.

Consider an odd vertex, $\mathfrak{A}_{2k+1} = \overleftarrow{X}_{\lambda^{(1)}} \otimes \overrightarrow{X}_{\lambda^{(3)}} \otimes \overrightarrow{X}_{\lambda^{(2)}}$. For the state $|\cdots, x_{2k}, x_{2k+1}, x_{2k+2}, \cdots\rangle$, we have

$$\begin{aligned} & D^\Gamma \mathfrak{A}_{2k+1} |\cdots, x_{2k}, x_{2k+1}, x_{2k+2}, \cdots\rangle \\ &= \text{Tr}' \Gamma(\cdots x_{2k}^{(1)} S(\lambda^{(2)}) \lambda^{(3)} x_{2k}^{(1)} \cdots) |\cdots, x_{2k}^{(2)} S(\lambda^{(1)}), \lambda^{(5)} x_{2k+1}, \lambda^{(4)} x_{2k+2}^{(2)}, \cdots\rangle \\ &= \varepsilon(\lambda^{(2)}) \text{Tr}' \Gamma(\cdots x_{2k}^{(1)} x_{2k}^{(1)} \cdots) |\cdots, x_{2k}^{(2)} S(\lambda^{(1)}), \lambda^{(4)} x_{2k+1}, \lambda^{(3)} x_{2k+2}^{(2)}, \cdots\rangle \quad (6.24) \\ &= \text{Tr}' \Gamma(\cdots x_{2k}^{(1)} x_{2k}^{(1)} \cdots) |\cdots, x_{2k}^{(2)} S(\lambda^{(1)}), \lambda^{(3)} x_{2k+1}, \lambda^{(2)} x_{2k+2}^{(2)}, \cdots\rangle \\ &= \mathfrak{A}_{2k+1} D^\Gamma |\cdots, x_{2k}, x_{2k+1}, x_{2k+2}, \cdots\rangle \end{aligned}$$

This completes the proof. ■

7 Correspondence between 1d Hopf cluster state model and quasi-1d quantum double model

As mentioned before, the 1d cluster state model is intricately connected to Kitaev's quantum double model. In this section, we establish this connection by mapping a 1d cluster state lattice Hamiltonian into a quasi-1d quantum double model for Hopf qudits. This correspondence can assist us in providing a weak Hopf generalization of the 1d cluster state model based on our previous work [33].

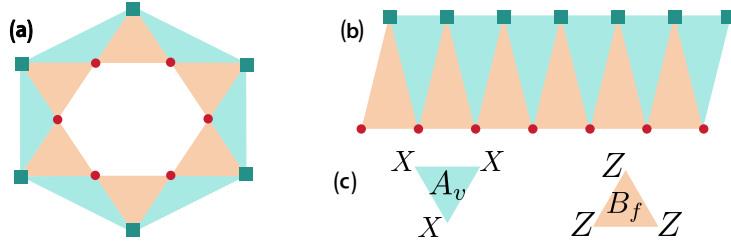


Figure 5. Illustration depicting the quasi-1d toric code model represented in a chess-board layout: (a) periodic boundary conditions and (b) open boundary conditions. The vertex plaquettes are depicted as light green triangles, while the face plaquettes are represented as light orange triangles. The red circles represent odd vertices, while the teal squares denote even vertices in the original Hopf cluster lattice.

Qubit case. — It’s worthwhile to start by discussing the qubit case, where the quantum double model is commonly known as the toric code model [23]. For quantum double lattice, the vertex operator and face operators are of the forms:

$$A_v = \prod_{j \in \partial v} X_j, \quad B_f = \prod_{j \in \partial f} Z_j, \quad (7.1)$$

where v, f are vertices and faces of the quantum double lattice. There are two kinds of formalisms for the quantum double lattice. In edge-lattice one, as described in Ref. [23], the qudit is placed on the edges, allowing discussion of vertices and faces. The other formalism is the chessboard representation, commonly used in the quantum error-correction community. As shown in Fig. 4, the edge-lattice one draw as a gray dotted lattice, where the vertices are represented as star symbols. The chessboard representation is given by light green and light orange triangles.

The lattice Hamiltonian reads

$$H = - \sum_v A_v - \sum_f B_f. \quad (7.2)$$

Consider a quasi-1d quantum double lattice, composed of vertex and face plaquettes arranged in a sequence, represented using a chessboard layout as shown in Fig. 5. In the case of periodic boundary conditions (Fig. 5), when viewing the lattice as a 2d disk, it becomes apparent that the vertex plaquette operator surrounded by all face plaquettes can be expressed as a product of all vertex plaquette operators. Consequently, we can eliminate this particular vertex plaquette from the lattice.

Via folding the 1d cluster state model into a zigzag form (Fig. 4), we see that the cluster state model in Eq. (1.4) is completely the same with the quasi-1d toric code model. To summarize, we have

Proposition 10. *The 1d qubit cluster state model is equivalent to a quasi-1d toric code model.*

It’s noteworthy to mention that the cluster state Hamiltonian in Eq. (1.2) is equivalent to the quasi-1d toric code model expressed in Wen’s formulation [54]. Notice that the global

symmetries of the cluster state model can be expressed

$$F = \otimes_{i:\text{odd}} X_i, \quad D = \otimes_{j:\text{odd}} Z_j. \quad (7.3)$$

We see that in the quantum double model, this is just the closed string operator, F is a closed magnetic string and D is a closed electric string.

Hopf qudit case. — In the case of finite groups and more general Hopf algebras, establishing this equivalence is not straightforward, as the vertex and face operators appear to differ significantly from those of the quantum double model. However, as we will observe, they are still equivalent, akin to the qubit case.

To proceed with establishing the equivalence between the 1d Hopf cluster state model and the quasi-1d Hopf quantum double model, let's first revisit the definition of local stabilizers in the Hopf quantum double model.

The vertex operators are constructed using left regular actions: $L_+^h = \vec{X}_h$ and $L_-^h = \overleftarrow{X}_h$. We have adopted the notation L_\pm following Kitaev's original work [23] to enhance clarity in the discussion. The edge operator are constructed from [30–33]:

$$T_+^\varphi |x\rangle = |\varphi \rightharpoonup x\rangle = \left| \sum_{(x)} \langle \varphi, x^{(2)} \rangle x^{(1)} \right\rangle, \quad (7.4)$$

$$\begin{aligned} T_-^\varphi |x\rangle &= |x \leftharpoonup \hat{S}(\varphi)\rangle \\ &= \left| \sum_{(x)} \langle \hat{S}(\varphi), x^{(1)} \rangle x^{(2)} \right\rangle \\ &= \left| \sum_{(x)} \langle \varphi, S(x^{(1)}) \rangle x^{(2)} \right\rangle, \end{aligned} \quad (7.5)$$

where $\varphi \in \bar{\mathcal{A}}$ are linear functional over \mathcal{A} and we have used Sweedler's arrow notation. Refer to our previous work [32, 33] for details about the notation we have used.

Let j be a directed edge with endpoint v . We define $L^h(j, v)$ as follows: if v is the origin of j , then $L^h(j, v) = L_+^h(j)$; otherwise, $L^h(j, v) = L_-^h(j)$. For edge j surrounding face f , if f is on the left hand side, we choose $T^\varphi(j, f) = T_-^\varphi(j)$, otherwise, we choose $T^\varphi(j, f) = T_+^\varphi(j)$. For our purposes, For a given site $s = (v, f)$, we order the edges around the vertex v and the face f clockwise with the origin s , which is different from that in Refs. [32, 33]. This is also the reason that we choose the use the above convention. The vertex operators and face operators on a site are defined as

$$\begin{aligned} A^h(s) &= \sum_{(h)} L^{h(1)}(j_1, v) \otimes \cdots \otimes L^{h(n)}(j_n, v), \\ B^\varphi(s) &= \sum_{(\varphi)} T^{\varphi(1)}(j_1, f) \otimes \cdots \otimes T^{\varphi(n)}(j_n, f). \end{aligned} \quad (7.6)$$

For example, consider the following configuration

$$(7.7)$$

the corresponding quantum double vertex and face operators are defined as

$$\begin{aligned} A^h(s) &= \sum_{(h)} L_-^{h(1)}(j_1) \otimes L_+^{h(2)}(j_6) \otimes L_+^{h(3)}(j_5) \otimes L_-^{h(4)}(j_4), \\ B^\varphi(s) &= \sum_{(\varphi)} T_-^{\varphi(1)}(j_4) \otimes T_-^{\varphi(2)}(j_3) \otimes T_+^{\varphi(3)}(j_2) \otimes T_+^{\varphi(4)}(j_1). \end{aligned} \quad (7.8)$$

The local stabilizers for the quantum double model are denoted as $A_v = A_v^\lambda$ and $B_f = B_f^\Lambda$, where $\lambda \in \mathcal{A}$ and $\Lambda \in \bar{\mathcal{A}}$, and they are Haar integrals. Because of the cocommutativity of Haar integrals, their definition is independent of the initial site, relying solely on the vertex and face, respectively.

The equivalence between the 1d Hopf cluster state model and the quasi-1d quantum double model can be summarized as follows:

Proposition 11. *The 1d Hopf cluster state Hamiltonian aligns with the quasi-1d Hopf quantum double Hamiltonian, where the odd vertex and even vertex operators correspond to the vertex and face operators of the quantum double model, respectively:*

$$\mathfrak{A}_{2k+1} = A_v^\lambda, \quad \mathfrak{B}_{2k} = B_f^\Lambda. \quad (7.9)$$

Proof. By folding the 1D cluster lattice into a zigzag configuration (Fig. 4), we observe that the odd vertex operator \mathfrak{A}_i corresponds to the vertex operator A_v^λ by definition. For even vertex operators \mathfrak{B}_j 's, the proof is more complicated. Notice that, for $\Gamma \in \text{Irr}(\mathcal{A})$, when acting \mathfrak{B}_j^Γ on $|x_{j-1}, x_j, x_{j+1}\rangle$, we have

$$\mathfrak{B}_j^\Gamma |x_{j-1}, x_j, x_{j+1}\rangle = \text{Tr}'[\Gamma(S(x_{j-1}^{(1)})x_j^{(2)}x_{j+1}^{(2)})] |x_{j-1}^{(2)}, x_j^{(1)}, x_{j+1}^{(1)}\rangle. \quad (7.10)$$

Using the character $\chi_\Gamma \in \bar{\mathcal{A}}$, we see

$$\mathfrak{B}_j^\Gamma |x_{j-1}, x_j, x_{j+1}\rangle = \sum_{\chi_\Gamma} \chi_\Gamma^{(1)}(S(x_{j-1}^{(1)})) \chi_\Gamma^{(2)}(x_j^{(2)}) \chi_\Gamma^{(3)}(x_{j+1}^{(2)}) |x_{j-1}^{(2)}, x_j^{(1)}, x_{j+1}^{(1)}\rangle. \quad (7.11)$$

This means that

$$\mathfrak{B}_j^\Gamma = B^{\chi_\Gamma}. \quad (7.12)$$

Therefore

$$\mathfrak{B}_j = \sum_{\Gamma \in \text{Irr}(\mathcal{A})} \frac{d_\Gamma}{|\mathcal{A}|} B^{\chi_\Gamma}. \quad (7.13)$$

From Eq. (2.21), we obtain

$$\mathfrak{B}_j^\Gamma = B_f^\Lambda. \quad (7.14)$$

This completes the proof. ■

The global symmetries of the Hopf cluster state model are also equivalent to closed ribbon operators of the quasi-1d Hopf quantum double model. This correspondence is far-reaching; for any weak Hopf algebra, we can construct the corresponding quasi-1d quantum double model. We conjecture that this will give rise to a 1d SPT phase. This will be discussed in Ref. [29].

8 Graph and hypergraph states from the pairing of Hopf algebras

In the previous sections, our main focus was to construct the Hopf graph state based on a bipartite graph by generalizing the CSS-type qubit graph state (Eq. (1.3)). In this part, we will consider the general hypergraph, of which a graph is a special case, and discuss how to construct the Hopf hypergraph state based on the decorated hypergraph by generalizing Eq. (1.1).

A hypergraph $G = (V, E)$ consists of a vertex set $V = \{v_1, \dots, v_n\}$, and a hyperedge set $E = \{e_1, \dots, e_m\} \subset 2^V$ (i.e., a k -hyperedge is a set $e_i = \{v_{i_1}, \dots, v_{i_k}\} \subset V$). A k -uniform hypergraph is a hypergraph whose each hyperedge contains precisely k vertices. A graph is 2-uniform hypergraph. We can also introduce the direction of the k -hyperedge, which is an ordered k -tuple $e = (v_{i_1}, \dots, v_{i_k})$. For a k -hyperedge, there are $k!$ possible choices of hyperedge directions. The hyperedges of a multi-hypergraph are allowed to appear repeatedly in the hyperedge set, the number of copies of a hyperedge e is called multiplicity of e and is denoted as m_e . A hypergraph whose all hyperedges are directed is called a directed hypergraph. A hypergraph is called connected if, for any two vertices, there is a set of hyperedges (a hyper-path) that connect them. If a hypergraph is not connected, it can be broken into several connected components, therefore, it suffices to investigate connected hypergraph only.

8.1 Generalized hypergraph state for qudit

In order to construct the quantum state from a given directed hypergraph, we assign a corresponding Hilbert space \mathcal{H}_{v_i} to each vertex v_i (e.g., for discrete variable case, $\mathcal{H}_{v_i} = \mathbb{C}^d$; for continuous variable case, $\mathcal{H}_{v_i} = L^2(\mathbb{R})$). To each k -hyperedge $e_i = \{v_{i_1}, \dots, v_{i_k}\}$, we assign a k -linear functional $\phi_{e_i} : \otimes_j \mathcal{H}_{v_{i_j}} \rightarrow \mathbb{C}$. By definition, ϕ_{e_i} is determined by the values $\phi_{e_i}(i_1, \dots, i_k)$ over basis elements $I = (i_1, \dots, i_k) \in \mathbb{Z}_{d_1} \times \dots \times \mathbb{Z}_{d_k}$. In this way, we obtain a decorated hypergraph $\mathcal{G} = (V, E, \{\mathcal{H}_{v_i}\}, \{\phi_{e_i}\})$. The corresponding state $|\mathcal{G}\rangle$ can be constructed using a quantum circuit that will be discussed later. Notice that for hyperedge with no direction, ϕ_e needs to be symmetric for all variables. More precisely, for a k -hyperedge, $\phi_e(i_{\sigma(1)}, \dots, i_{\sigma(k)}) = \phi_{e_i}(i_1, \dots, i_k)$ holds for arbitrary k -permutation $\sigma \in \text{Aut}(I) \simeq \mathfrak{S}_k$.

Consider a k -hyperedge e , we can introduce the hyperedge gate U_e to realize the edge function ϕ_e (to ensure the unitarity of U_e , here we choose $\phi_e = e^{i\theta_e}$ with θ_e a real function, a more general case will be discussed in the sequel):

$$U_e|I\rangle = \phi_e(I)|I\rangle = e^{i\theta_e(I)}|I\rangle. \quad (8.1)$$

This U_e is in fact a controlled operation

$$U_e = \sum_{I_e \setminus \{v_n\}} |I_e \setminus \{v_n\}\rangle \langle I_e \setminus \{v_n\}| \otimes U_{I_e \setminus \{v_n\}}, \quad (8.2)$$

where $U_{I_e \setminus \{v_n\}}$ is a diagonal unitary matrix with diagonal entries equal to $e^{i\theta_e(i_1, \dots, i_{n-1}, 0)}, \dots, e^{i\theta_e(i_1, \dots, i_{n-1}, d_n-1)}$. For the edge with no direction, using the permutation symmetry of the hyperedge function, there will also be a corresponding symmetry of the hyperedge gate, namely, it does not depend on the choice of target vertex on which the controlled-operation acts. For instance, consider the qubit case, if e is a 2-hyperedge (viz., an edge), if e is not directed, then $\theta_e(i, j) = \theta_e(j, i)$,

$$\begin{aligned} U_e &= |0\rangle\langle 0| \otimes \text{diag}(e^{ia}, 1) + |1\rangle\langle 1| \otimes \text{diag}(1, e^{ib}) \\ &= \text{diag}(e^{ia}, 1) \otimes |0\rangle\langle 0| + \text{diag}(1, e^{ib}) \otimes |1\rangle\langle 1|, \end{aligned} \quad (8.3)$$

where a, b are two independent real parameters and we have omitted the overall phase factor. If we take $a = 0$ and $b = \pi$, U_e becomes the controlled- Z gate.

There are several crucial classes of hyperedge gates, one prototypical class is the controlled power gate. Choose a single-particle gate V and set $C^0(V) = V$, we define recursively

$$C^k(V) = C[C^{k-1}(V)] = \sum_q |q\rangle\langle q| \otimes (C^{k-1}(V))^q. \quad (8.4)$$

It's easy to check that

$$C^k(Z) = \sum_{q_1, \dots, q_k} |q_1 \dots q_k\rangle \langle q_1 \dots q_k| \otimes V^{q_1 \times \dots \times q_k}. \quad (8.5)$$

Examples of controlled power gates include the following:

- For qubit, the controlled- Z gate $C(Z)$ and k -controlled- Z gate $C^k(Z)$ (with $C^0(Z) = Z$).
- For qudit, using the Heisenberg-Weyl operator $Z_d = \sum_{q \in \mathbb{Z}_d} w_d^q |q\rangle\langle q|$ with w_d the d -th root of unity, we have $C(Z_d)$ and $C^k(Z_d)$ (with $C^0(Z_d) = Z_d$).
- For fixed diagonal qudit unitary gate $P_\theta = \text{diag}(1, e^{i\theta}, \dots, e^{i(d-1)\theta})$, $C^k(P_\theta)$ does not depend on the choice of target vertex. Setting $\theta = 2\pi/d$, the k -controlled- Z_d gate is obtained.

Another gate we need is the generalized Hadamard gate [13]

$$H|0\rangle = |h\rangle, \quad (8.6)$$

where $h \in \mathbb{C}^d$ is a image of $|0\rangle$. For qubit case, H is just Hadamard gate. We can now give the definition of the hypergraph state

Definition 6. For an arbitrary decorated hypergraph $\mathcal{G} = (V, E, \{\mathcal{H}_{v_i}\}, \{\phi_{e_i}\})$, there is a corresponding generalized hypergraph state defined as

$$|\mathcal{G}\rangle = \left(\prod_{e \in E} U_e^{m_e}\right) (\otimes_{v \in V} H_v) |0\rangle^{\otimes |V|}, \quad (8.7)$$

where H_v 's are generalized Hadamard gates acting on each vertex v and U_e 's are hyperedge gates determined by hyperedge function ϕ_e , and m_e is the hyperedge multiplicity. Note that, hyperedge unitary operators U_e 's commute with each other in general, thus we need not to specify the order in which these gates are applied.

The general procedure for finding stabilizers of a given generalized hypergraph state $|\mathcal{G}\rangle$ is as follows: firstly, find the stabilizers of state $|h\rangle^{\otimes |V|}$, this can be done by choosing local operators K_v whose $+1$ eigenstate is integral state $|h\rangle$, i.e., $K_v = |h\rangle\langle h| \oplus A$ (Notice that A is required to be a normal operator $[A, A^\dagger] = 0$ with all eigenvalues unequal to $+1$). Then, using the trick of conjugation operation we can obtain the stabilizers of the hypergraph state $T_v = (\prod_e U_e) K_v (\prod_e U_e)^\dagger$.

8.2 (weak) Hopf hypergraph state

The above construction of generalized hypergraph states can be extended to Hopf qudits. It's worth noting that all constructions in this section also apply to weak Hopf algebras.

Since we need to use the comultiplication here, we need a local ordering structure around each vertex v . Suppose there are $n = |N_E(v)|$ hyperedges connected to v , we need to introduce an ordering of the set $\{v\} \cup N_E(v)$. For example, consider a vertex v connected to four hyperedges e_1, \dots, e_4 , we need to order $\{v, e_1, e_2, e_3, e_4\}$:

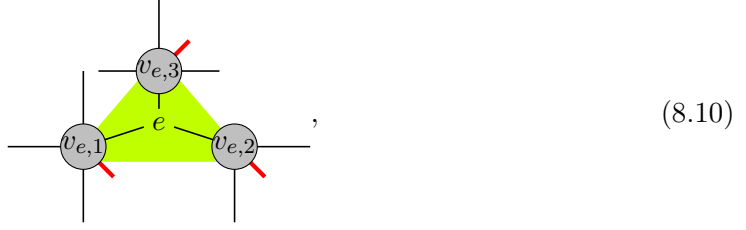


where we use the red line to denote v , the black line to denote the hyperedges, the ordering in this case is (e_1, v, e_2, e_3, e_4) . If we put $h \in \mathcal{A}$ on the vertex v , we introduce comultiplication $\Delta_{|N_E(v)|+1}(h)$ and put the respective component according to the local ordering to the set $\{v\} \cup N_E(v)$. We denote it as

$$h \mapsto \sum_{(h)} h^{(v)} \otimes h^{(e_{v,1})} \otimes \dots \otimes h^{(e_{v,|N_E(v)|})}. \quad (8.9)$$

E.g., for the example in Eq. (8.8), $h^{(v)} = h^{(2)}$, $h^{e_2} = h^{(3)}$, and so on.

For the directed hyperedge e , we denote the ordered vertices in e as $v_{e,1}, \dots, v_{e,m}$. For example, consider a 3-hyperedge



there is an ordering of the vertices inside the edge, the edge function $\psi_e : \mathcal{A}^{\otimes m} \rightarrow \mathbb{C}$ acts on the elements of the corresponding vertices according to this ordering of $N_V(e)$.

Definition 7 ((Weak) Hopf hypergraph state). *Consider a directed hypergraph \mathcal{G} with local ordering around each vertex, for a given (weak) Hopf algebra, we put $h_v \in \mathcal{A}$ for each vertex v and put a linear function $\psi_e : \mathcal{A} \otimes \dots \otimes \mathcal{A} \rightarrow \mathbb{C}$. The corresponding (weak) Hopf hypergraph state is given by*

$$|\mathcal{G}\rangle = \sum_{(h_v), v \in V} [\prod_{e \in E} \psi_e(h_{v_{e,1}}^{(e)}, \dots, h_{v_{e,m}}^{(e)})] \bigotimes_{v \in V} |h_v^{(v)}\rangle. \quad (8.11)$$

A crucial class of the edge function is defined by choosing $\phi \in \bar{\mathcal{A}}$, and define

$$\psi_e(h_{v_{e,1}}^{(e)}, \dots, h_{v_{e,m}}^{(e)}) = \phi(h_{v_{e,1}}^{(e)} \dots h_{v_{e,m}}^{(e)}). \quad (8.12)$$

In other words, we first multiply $h_{v_{e,1}}^{(e)}, \dots, h_{v_{e,m}}^{(e)}$ and then apply ϕ . This can be equivalently regarded as taking the comultiplication of ϕ and putting the corresponding component $\phi^{(i)}$ to the vertices $v_{e,i}$. Then using the pairing between \mathcal{A} and $\bar{\mathcal{A}}$, we have

$$\phi(h_{v_{e,1}}^{(e)} \dots h_{v_{e,m}}^{(e)}) = \sum_{(\phi)} \phi^{(1)}(h_{v_{e,1}}^{(e)}) \dots \phi^{(m)}(h_{v_{e,m}}^{(e)}). \quad (8.13)$$

The (weak) Hopf quantum double state [30, 32, 33, 55] is a special case of our (weak) Hopf hypergraph state with ϕ chosen as Haar integral in $\bar{\mathcal{A}}$ and the local ordering satisfy some other constraints. On a square lattice, it's a 4-uniform hypergraph state.

9 Discussion

In this paper, we propose a general construction of the Hopf cluster state. We also construct the lattice Hamiltonian for the 1d Hopf cluster state and discuss its non-invertible symmetries. This state is a potential candidate for the 1d SPT phase, differing from both the anyonic chain construction [51] and the construction based on Hopf comodule algebras [27]. The discussion of the SPT phase for this model will be given in our future work [29]. The connection we have established between the Hopf cluster state model and the quasi-1d quantum double model is also of significant interest.

Despite the progress that has been made, there are still some open problems. As mentioned, our construction does not apply to weak Hopf algebras. However, in investigating

fusion category symmetry, it's essential to consider weak Hopf algebras. This is because any given fusion category symmetry can be viewed as a representation category of some weak Hopf algebra. Notably, there exist fusion categories that cannot be represented as the representation category of Hopf algebras. We leave the solution to this problem for future study, leveraging the correspondence between the 1d cluster state model and the quasi-1d quantum double model. The application of our model in MQBC can be implemented in a similar way as that in Ref. [15]. This direction will also be discussed in our future work.

Acknowledgments

I would like to extend my sincere gratitude to Dagomir Kaszlikowski for his invaluable support. Additionally, I am deeply thankful to Sheng Tan and Jinsong Wu for their warm hospitality and enriching discussions during my stay at BIMSA where part of the work is carried out. This work is supported by the National Research Foundation in Singapore and A*STAR under its CQT Bridging Grant.

References

- [1] M. A. Nielsen and I. L. Chuang, *Quantum computation and quantum information* (Cambridge university press, 2010).
- [2] J. Preskill, “Lecture notes for physics 229: Quantum information and computation,” (1998).
- [3] D. E. Deutsch, “Quantum computational networks,” *Proceedings of the royal society of London. A. mathematical and physical sciences* **425**, 73 (1989).
- [4] R. Raussendorf and H. J. Briegel, “A one-way quantum computer,” *Phys. Rev. Lett.* **86**, 5188 (2001).
- [5] R. Raussendorf, D. E. Browne, and H. J. Briegel, “Measurement-based quantum computation on cluster states,” *Phys. Rev. A* **68**, 022312 (2003), arXiv:quant-ph/0301052 [quant-ph] .
- [6] M. A. Nielsen, “Cluster-state quantum computation,” *Reports on Mathematical Physics* **57**, 147 (2006), arXiv:quant-ph/0504097 [quant-ph] .
- [7] H. J. Briegel, D. E. Browne, W. Dür, R. Raussendorf, and M. Van den Nest, “Measurement-based quantum computation,” *Nature Physics* **5**, 19 (2009), arXiv:0910.1116 [quant-ph] .
- [8] M. Hein, W. Dür, J. Eisert, R. Raussendorf, M. Nest, and H.-J. Briegel, “Entanglement in graph states and its applications,” (2006), arXiv:quant-ph/0602096 [quant-ph] .
- [9] R. Qu, J. Wang, Z.-s. Li, and Y.-r. Bao, “Encoding hypergraphs into quantum states,” *Phys. Rev. A* **87**, 022311 (2013), arXiv:1211.3911 [quant-ph] .
- [10] M. Rossi, M. Huber, D. Bruß, and C. Macchiavello, “Quantum hypergraph states,” *New Journal of Physics* **15**, 113022 (2013), arXiv:1211.5554 [quant-ph] .
- [11] F. E. S. Steinhoff, C. Ritz, N. I. Miklin, and O. Gühne, “Qudit hypergraph states,” *Phys. Rev. A* **95**, 052340 (2017), arXiv:1612.06418 [quant-ph] .
- [12] F.-L. Xiong, Y.-Z. Zhen, W.-F. Cao, K. Chen, and Z.-B. Chen, “Qudit hypergraph states and their properties,” *Phys. Rev. A* **97**, 012323 (2018), arXiv:1701.07733 [quant-ph] .

- [13] S. X. Cui, N. Yu, and B. Zeng, “Generalized graph states based on hadamard matrices,” *Journal of Mathematical Physics* **56**, 072201 (2015), arXiv:1502.07195 [quant-ph] .
- [14] C. G. Brell, “Generalized cluster states based on finite groups,” *New Journal of Physics* **17**, 023029 (2015), arXiv:1408.6237 [quant-ph] .
- [15] C. Fechisin, N. Tantivasadakarn, and V. V. Albert, “Non-invertible symmetry-protected topological order in a group-based cluster state,” (2023), arXiv:2312.09272 [cond-mat.str-el] .
- [16] M. Walschaers, S. Sarkar, V. Parigi, and N. Treps, “Tailoring non-gaussian continuous-variable graph states,” *Phys. Rev. Lett.* **121**, 220501 (2018), arXiv:1804.09444 [quant-ph] .
- [17] D. W. Moore, “Quantum hypergraph states in continuous variables,” *Phys. Rev. A* **100**, 062301 (2019), arXiv:1909.03871 [quant-ph] .
- [18] S. Y. Looi, L. Yu, V. Gheorghiu, and R. B. Griffiths, “Quantum-error-correcting codes using qudit graph states,” *Phys. Rev. A* **78**, 042303 (2008), arXiv:0712.1979 [quant-ph] .
- [19] D. Markham and B. C. Sanders, “Graph states for quantum secret sharing,” *Phys. Rev. A* **78**, 042309 (2008), arXiv:0808.1532 [quant-ph] .
- [20] A. Keet, B. Fortescue, D. Markham, and B. C. Sanders, “Quantum secret sharing with qudit graph states,” *Phys. Rev. A* **82**, 062315 (2010), arXiv:1004.4619 [quant-ph] .
- [21] W. Son, L. Amico, and V. Vedral, “Topological order in 1d cluster state protected by symmetry,” *Quantum Information Processing* **11**, 1961 (2012), arXiv:1111.7173 [quant-ph] .
- [22] S. Seifnashri and S.-H. Shao, “Cluster state as a non-invertible symmetry protected topological phase,” (2024), arXiv:2404.01369 [cond-mat.str-el] .
- [23] A. Kitaev, “Fault-tolerant quantum computation by anyons,” *Annals of Physics* **303**, 2 (2003), arXiv:quant-ph/9707021 [quant-ph] .
- [24] V. V. Albert, D. Aasen, W. Xu, W. Ji, J. Alicea, and J. Preskill, “Spin chains, defects, and quantum wires for the quantum-double edge,” (2021), arXiv:2111.12096 [cond-mat.str-el] .
- [25] R. Thorngren and Y. Wang, “Fusion category symmetry. part i. anomaly in-flow and gapped phases,” *Journal of High Energy Physics* **2024**, 1 (2024), arXiv:1912.02817 [hep-th] .
- [26] R. Thorngren and Y. Wang, “Fusion category symmetry ii: Categoriosities at $c = 1$ and beyond,” (2021), arXiv:2106.12577 [hep-th] .
- [27] K. Inamura, “On lattice models of gapped phases with fusion category symmetries,” *Journal of High Energy Physics* **2022**, 1 (2022), arXiv:2110.12882 [cond-mat.str-el] .
- [28] K. Inamura, “Fermionization of fusion category symmetries in $1+1$ dimensions,” *Journal of High Energy Physics* **2023**, 1 (2023), arXiv:2206.13159 [cond-mat.str-el] .
- [29] Z. Jia, “Cluster symmetry-protected topological phases from hopf symmetries,” in preparation.
- [30] O. Buerschaper, J. M. Mombelli, M. Christandl, and M. Aguado, “A hierarchy of topological tensor network states,” *Journal of Mathematical Physics* **54**, 012201 (2013), arXiv:1007.5283 [cond-mat.str-el] .
- [31] B. Yan, P. Chen, and S. Cui, “Ribbon operators in the generalized Kitaev quantum double model based on Hopf algebras,” *Journal of Physics A: Mathematical and Theoretical* (2022), arXiv:2105.08202 [cond-mat.str-el] .

- [32] Z. Jia, D. Kaszlikowski, and S. Tan, “Boundary and domain wall theories of 2d generalized quantum double model,” *Journal of High Energy Physics* **2023**, 1 (2023), arXiv:2207.03970 [quant-ph] .
- [33] Z. Jia, S. Tan, D. Kaszlikowski, and L. Chang, “On weak Hopf symmetry and weak Hopf quantum double model,” *Communications in Mathematical Physics* **402**, 3045 (2023), arXiv:2302.08131 [hep-th] .
- [34] E. Abe, *Hopf algebras*, Cambridge Tracts in Mathematics, Vol. 74 (Cambridge University Press, 2004) pp. xii+284.
- [35] C. Kassel, *Quantum groups*, Graduate Texts in Mathematics, Vol. 155 (Springer-Verlag, New York, 1995) pp. xii+531.
- [36] T. W. Hungerford, *Algebra*, Vol. 73 (Springer Science & Business Media, 2012).
- [37] V. G. Turaev, *Quantum invariants of knots and 3-manifolds*, Vol. 18 (De Gruyter, 2016) pp. xii+592.
- [38] B. Bakalov and A. A. Kirillov, *Lectures on tensor categories and modular functors*, Vol. 21 (American Mathematical Soc., 2001).
- [39] R. G. Larson and D. E. Radford, “Semisimple cosemisimple hopf algebras,” *American Journal of Mathematics* **110**, 187 (1988).
- [40] R. G. Larson, “Characters of hopf algebras,” *Journal of algebra* **17**, 352 (1971).
- [41] P. Etingof, S. Gelaki, D. Nikshych, and V. Ostrik, *Tensor categories*, Vol. 205 (American Mathematical Soc., 2016) pp. xvi+343.
- [42] C. Cordova, T. T. Dumitrescu, K. Intriligator, and S.-H. Shao, “Snowmass white paper: Generalized symmetries in quantum field theory and beyond,” (2022), arXiv:2205.09545 [hep-th] .
- [43] T. D. Brennan and S. Hong, “Introduction to generalized global symmetries in qft and particle physics,” (2023), arXiv:2306.00912 [hep-ph] .
- [44] J. McGreevy, “Generalized symmetries in condensed matter,” *Annual Review of Condensed Matter Physics* **14**, 57 (2023), arXiv:2204.03045 [cond-mat.str-el] .
- [45] R. Luo, Q.-R. Wang, and Y.-N. Wang, “Lecture notes on generalized symmetries and applications,” (2023), arXiv:2307.09215 [hep-th] .
- [46] S.-H. Shao, “What’s done cannot be undone: Tasi lectures on non-invertible symmetries,” (2024), arXiv:2308.00747 [hep-th] .
- [47] L. Bhardwaj, L. E. Bottini, L. Fraser-Taliente, L. Gladden, D. S. Gould, A. Platschorre, and H. Tillim, “Lectures on generalized symmetries,” *Physics Reports* **1051**, 1 (2024), lectures on generalized symmetries, arXiv:2307.07547 [hep-th] .
- [48] A. F. Bais, B. J. Schroers, and J. K. Slingerland, “Hopf symmetry breaking and confinement in (2+1)-dimensional gauge theory,” *Journal of High Energy Physics* **2003**, 068 (2003), arXiv:hep-th/0205114 [hep-th] .
- [49] O. Buerschaper, M. Christandl, L. Kong, and M. Aguado, “Electric–magnetic duality of lattice systems with topological order,” *Nuclear Physics B* **876**, 619 (2013), arXiv:1006.5823 [cond-mat.str-el] .
- [50] G. Böhm, F. Nill, and K. Szlachányi, “Weak Hopf algebras: I. Integral theory and C^* -structure,” *Journal of Algebra* **221**, 385 (1999), arXiv:math/9805116 [math.QA] .

- [51] A. Feiguin, S. Trebst, A. W. W. Ludwig, M. Troyer, A. Kitaev, Z. Wang, and M. H. Freedman, “Interacting anyons in topological quantum liquids: The golden chain,” *Phys. Rev. Lett.* **98**, 160409 (2007), arXiv:cond-mat/0612341 [cond-mat.str-el] .
- [52] R. Orús, “A practical introduction to tensor networks: Matrix product states and projected entangled pair states,” *Annals of Physics* **349**, 117 (2014), arXiv:1306.2164 [cond-mat.str-el] .
- [53] J. I. Cirac, D. Pérez-García, N. Schuch, and F. Verstraete, “Matrix product states and projected entangled pair states: Concepts, symmetries, theorems,” *Rev. Mod. Phys.* **93**, 045003 (2021), arXiv:2011.12127 [quant-ph] .
- [54] X.-G. Wen, “Quantum orders in an exact soluble model,” *Phys. Rev. Lett.* **90**, 016803 (2003), arXiv:quant-ph/0205004 [quant-ph] .
- [55] F. Girelli, P. K. Osei, and A. Osumanu, “Semidual Kitaev lattice model and tensor network representation,” *Journal of High Energy Physics* **2021**, 1 (2021), arXiv:1709.00522 [math.QA] .