

# BeACONS: A Blockchain-enabled Authentication and Communications Network for Scalable IoV

Qi Shi, Jingyi Sun, Hanwei Fu, Peizhe Fu, Jiayuan Ma, Hao Xu and Erwu Liu

**Abstract**—This paper introduces a novel blockchain-enabled authentication and communications network for scalable Internet of Vehicles, which aims to bolster security and confidentiality, diminish communications latency, and reduce dependence on centralised infrastructures like Certificate Authorities and Public Key Infrastructures by leveraging Blockchain-enabled Domain Name Services and Blockchain-enabled Mutual Authentication. The proposed network is structured into a primary layer, consisting of Road Side Units and edge servers as servers of Blockchain-enabled Domain Name Services for managing inter-vehicle communications identities, and a sub-layer within each vehicle for intra-vehicle communications via the Blockchain-enabled Mutual Authentication Protocol. This design facilitates secure connections across vehicles by coordinating between the layers, significantly improving communications security and efficiency. This study also evaluates Road Side Unit availability against the random distribution of Road Side Units along the route of different vehicles. The proposed model presents a novel pathway towards a decentralised, secure, and efficient Internet of Vehicles ecosystem, contributing to the advancement of autonomous and trustworthy vehicular networks.

**Index Terms**—IoV, Consensus, Multi-layer, V2X, Blockchain

## I. INTRODUCTION

Internet of Vehicles (IoV) has become an emerging technology in recent years, especially in the context of smart transportation. IoV communications system can be divided into two main categories [1]: intra-vehicle and inter-vehicle. These two combined are also called Vehicle to Everything (V2X) communications. Intra-vehicle communications refer to all the communications between sensors, On-Board Units (OBUs) and Electronic Control Units (ECUs) inside the vehicle, while inter-vehicle communications refer to communications between vehicles (based on wireless communications modules such as OBUs) and other road entities such as Road Side Units (RSUs). Inter-vehicle communications include but are not limited to Vehicle to Vehicle (V2V), Vehicle to Infrastructure (V2I) and Vehicle to Pedestrian (V2P).

However, IoV comes with not only exciting prospects but also various security risks and threats. Security issues in IoV include Denial-of-Service (DoS)/Distributed Denial-of-Service (DDoS), eavesdropping, impersonation, man-in-the-middle (MITM), spoofing and sybil attacks for inter-vehicle communications, and eavesdropping, masquerading, injection,

Q. Shi, J. Sun, H. Fu, P. Fu and J. Ma are with College of Electronic and Information Engineering, Tongji University, Shanghai 201804, PR China, E-mail: {qishi, 2252086, 2251039, 2252719, 2050971}@tongji.edu.cn; H. Xu and E. Liu are with College of Electronic and Information Engineering and Shanghai Engineering Research Center for Blockchain Applications And Services, Tongji University, Shanghai, China, E-mail: {hao.xu, erwu.liu}@ieee.org.

DoS and message spoofing attacks for intra-vehicle communications [2][3]. They undermine the confidentiality, integrity, privacy, authentication and availability of IoV.

The absence of reliable communications identity authentication and secure confidential communications protocol provides the breeding ground for such issues. Meanwhile, due to IoV's nature of fast-changing connectivity and sensitivity to latency, it is also unwise to adopt excessively intricate, redundant security measures such as asymmetric session keys. Generally for IoV communications, connections should meet requirements in Table I.

TABLE I  
REQUIREMENTS TO BE SATISFIED BY IOV CONNECTIONS

Requirements	Optimisation Target
Point-to-Point (P2P) Connection	Latency, Privacy
Encrypted Session	Privacy, Confidentiality
Secured Session Key Exchange	Privacy, Confidentiality, Authentication
Zero-trust	Privacy, Authentication
Certificateless	Availability, Privacy
Light-weight	Availability, Flexibility, Efficiency

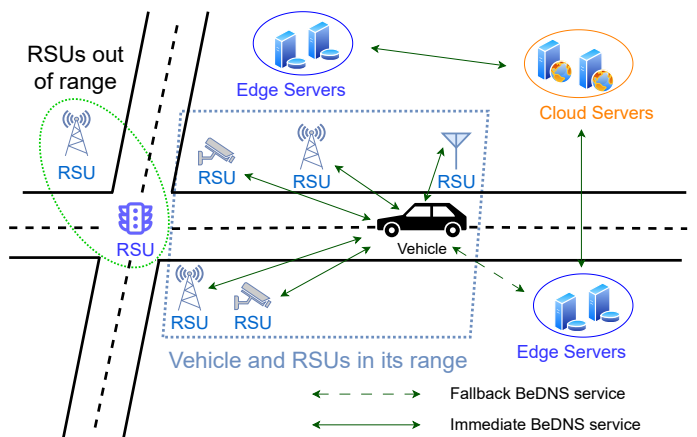


Fig. 1. Overall structure of the primary layer of the proposed network

In order to satisfy the requirements above, one type of communications identity management system is required for peer discovery and secure peer-to-peer routing of P2P connections. In IoV, servers and services of such a system should also meet requirements in Table II.

IoV is comprised of inter- and intra-vehicle networks, yet communications at these two different levels are not exactly segregated or arbitrarily mixed. Non-sensitive communications

TABLE II  
REQUIREMENTS TO BE SATISFIED BY IOV COMMUNICATIONS IDENTITY  
MANAGEMENT SYSTEM

Object	Requirements	Optimisation Target
Servers	Distributed to Edge	Latency, Availability, Coverage
	Decentralised	Integrity, Resilience
Service	Quick-to-manage	Immediacy, Latency
	Certificateless	Availability, Privacy
	Light-weight	Availability, Flexibility, Efficiency

are required to be able to cross the two levels at the user's request, while information within the intra-vehicle network could disclose privacy or reveal security details if leaked to the inter-vehicle network. Therefore, the two types of networks should have separated identity management systems that conditionally exchange information in a controlled way.

#### A. Contributions

- This paper proposes the blockchain-enabled authentication and communications network for scalable IoV (BeACONS) that introduces Blockchain-enabled Mutual Authentication (BeMutual) into IoV as an encrypted, zero-trust, light-weight communications protocol for both inter- and intra-vehicle communications, which does not rely on centralised infrastructure such as Certificate Authority (CA) and Public Key Infrastructure (PKI).
- The proposed BeACONS also introduces Blockchain-enabled Domain Name Services (BeDNS) into IoV as an immutable decentralised name service for communications identity management, which guarantees secure routing and in-time update of routing information. This paper also integrates BeDNS servers into RSUs to distribute services to the edge and assesses RSU-based BeDNS service availability.

## II. RELATED WORKS

#### A. Certificateless Protocols

Cui et al. [4] proposed an efficient certificateless aggregate signature (CLAS) scheme without pairings for V2I communications. However, Kamil and Ogundoyin [5] proved that the CLAS scheme in [4] is insecure against a polynomial time Type II adversary  $\mathcal{A}_2$ . Accordingly, authors of [5] proposed a refined CLAS scheme based on Elliptic Curve Cryptography (ECC) for vehicular ad hoc networks. Nevertheless, it still has weakness demonstrated in [6]: it is ineffective against the type I adversary  $\mathcal{A}_1$ 's and the type II adversary  $\mathcal{A}_2$ 's attacks. As of now, researches like Xie et al. [7] Genc et al. [8] not only focus on certificatelessness but also dig deep into the topic of conditional privacy preservation. Xu et al. [9] proposed Blockchain-enabled Mutual Authentication (BeMutual) as a novel secure and privacy-preserving P2P communications protocol. Results show that BeMutual improves communications and computation overheads compared to the existing communications authentication protocols such as TLS 1.3 and IKEv2.

#### B. Decentralised Scheme Based on Blockchain for IoV

Blockchain technology has been applied to many areas including radio access network (RAN) [10][11], Internet of Things (IoT) [12] and federated learning (FL) [13] and is pushing Internet to the era of Web3 [14]. For Web3, Zhou et al. [15] implemented Blockchain-enabled Domain Name Services (BeDNS) as a system of identity management for BeMutual. BeDNS maps complicated blockchain addresses to simpler domain names and blockchain addresses to their owners' network interface identifiers, which serves as a secure verification method in establishing BeMutual connections. For IoV, Jabbar et al. [16] presented the blockchain-based Decentralized IoT Solution for Vehicles communications (DISV) which is effective against security, centralisation, and privacy leakage issues in V2X communications. For software-defined network (SDN) in IoV, Vishwakarma et al. [17] introduced a lightweight blockchain-based security protocol for secure communications and storage in SDN-enabled IoV (LBSV), which is a permissioned blockchain network based on what the authors called the modified practical byzantine fault tolerance (mPBFT) consensus algorithm.

## III. SYSTEM MODEL

From the previous works summarised above, this paper chooses BeMutual as the secure communications protocol for IoV connections, and BeDNS as the communications identity management system for inter-vehicle communications with or without intra-vehicle communications. For example, connections between two sensors on two different vehicles are inter-vehicle communications with intra-vehicle communications, while connections between two V2V communications modules on two different vehicles are purely inter-vehicle communications without intra-vehicle communications. Intra-vehicle communications within one vehicle, by contrast, are managed by wireless communications modules (such as OBUs) and don't require BeDNS. The proposed communications system therefore consists of two or more layers in terms of topology: the one-and-only primary layer that is in charge of inter-vehicle communications, and one sub-layer dedicated to intra-vehicle communications for each vehicle.

#### A. The Overall Structure of the Primary Layer

The primary layer is where inter-vehicle connections are established, which features BeMutual integrated into BeDNS that guarantees secure communications. The key elements of the primary layer are its participants and their characteristics.

1) *Participants in the Primary Layer:* Participants in the primary layer are all the devices that engage in inter-vehicle communications. Every participant is considered an entity and has its unique Blockchain Address (BCADD). As shown in Fig. 1, there are three categories of participants in the primary layer:

- **RSUs and edge servers:** They provide BeDNS services and are responsible for maintaining the blockchain of BeDNS. They receive requests for blockchain identity management including Bind, Update, Verify and Search

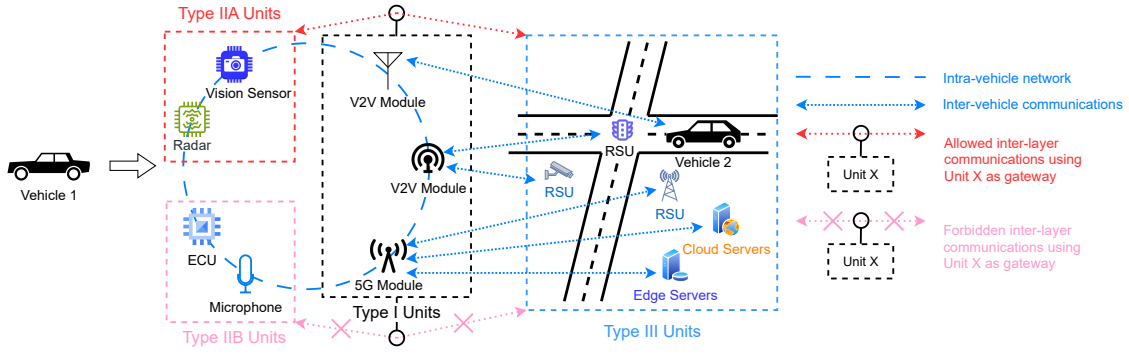


Fig. 2. Overall structure of the sub-layer where intra- and inter-vehicle communications merge

[15] for mapping information between BCADDs, their corresponding network topological locations and network interface identifiers.

RSUs provide immediate services for vehicles nearby in normal scenarios, whilst edge servers serve as emergency fallbacks in case of no available RSUs. Also, edge servers provide immediate service for participants in the primary layer that are not designed to use RSU-based BeDNS service. The mapping information recorded in the blockchain of BeDNS is about relationships between BCADDs, their corresponding network topological locations and network interface identifiers.

- **Clients:** In this model, clients are vehicles but may encompass more types of entities if required. Vehicles establish secure connections with participants in the primary layer over BeMutual, and interact with BeDNS servers to:
  - Create/regularly update their mapping information.
  - Verify/search for mapping information to be used in establishing BeMutual connections.
- **Cloud servers:** They are participants in the primary layer that provide cloud services, such as cloud computing servers that assist with autonomous driving, Over-the-air (OTA) update delivery servers and remote diagnosis servers.

The constitution of each category is also detailed in Table III.

TABLE III  
CONSTITUTION OF THE THREE CATEGORIES OF PARTICIPANTS IN THE PRIMARY LAYER

Category	Constitution	Example
RSUs/edge servers	RSUs	Smart traffic lights
	Edge servers	Edge computing servers
Clients	Vehicles and more	Taxis, trucks, etc.
Cloud servers	Cloud service vendors	OTA update servers

## 2) Characteristics for Participants in the Primary Layer:

In order to ensure the best performance of the system, and also to defend RSUs from cyberattacks, participants in the primary layer have four characteristics in the context of IoV, which makes them a little different from the general BeDNS model.

- **BeMutual/BeDNS priorities:** To ensure that the whole system is lightweight and dedicated, and also to avoid compatibility issues, usage of BeMutual and BeDNS is restricted to safe driving and privacy-sensitive information. Whether a connection should use BeDNS and/or BeMutual depends on its pre-agreed level of criticality and is prescribed using built-in tools such as the routing table.
- **Partial isolation of RSUs:** This model assumes that RSUs are linked over the Internet. In order to defend against DDoS attacks from the Internet, and also to ensure that these RSUs are IoV-dedicated, RSUs have been configured to receive service requests only from direct wireless links with nearby vehicles. This can be easily and reliably implemented because such links and RSU-to-Internet connections often use physically separated network interfaces. By contrast, edge servers are set to accept requests from the Internet.
- **Limited service range of RSUs:** For RSUs that serve vehicles nearby, their service range is naturally restricted due to the limited coverage of wireless signals that transmit vehicle-to-RSU communications. As is shown in Fig. 1, for an individual vehicle, RSU availability keeps changing as the vehicle constantly leaves or enters the service ranges of RSUs. During the available time slot (ATS) of an RSU, it provides BeDNS services for the vehicle.
- **Access to Secret Keys (SKs):** In principle, the SK from which a BCADD is derived should be kept to the owner of the entity the BCADD stands for. In the primary layer, SKs of the participants and their owners are listed in Table IV.

TABLE IV  
ACCESS TO SKs IN THE PRIMARY LAYER

Participant	SKs accessible to
RSU/edge server	Operator/owner
Client (vehicle)	Driver/owner
	Communications modules of the vehicle
Cloud server	Operator/owner

## B. The Overall Structure of the Sub-layer

The sub-layer is where intra-vehicle connections over BeMutual are established without BeDNS. Each vehicle has its own unique, exclusive sub-layer. The key elements of the sub-layer are its units and functions.

1) *Units in the Sub-layer*: Units in a sub-layer are divided into four types based on their communications capabilities, shown in Fig. 2. All of the units have their own unique BCADDs.

- **Type I**: Units that are capable of both inter- and intra-vehicular communications. They do not share the vehicle's BCADD; Instead, each of them has a different BCADD and these BCADDs are uploaded to the blockchain of BeDNS as part of the mapping information.
- **Type IIA**: Units that are capable of only intra-vehicle communications themselves but may get involved in inter-vehicle communications with the help of Type I units. They also have their mapping information uploaded to the blockchain of BeDNS.
- **Type IIB**: Units that are capable of only intra-vehicle communications and are not allowed to engage in inter-vehicle communications because they could leak privacy or pose safety risks if connected to untrusted parties outside the vehicle. The blockchain contains no mapping information concerning Type IIB units.
- **Type III**: Units that are typically not within the intra-vehicle network of this particular vehicle but are capable of connecting to Type I and/or Type IIA units through inter-layer interactions if required. Of course, they also have their BCADDs uploaded to the blockchain of BeDNS.

Table V shows the main features as well as examples of the four types of units in a random vehicle  $V_1$ .

2) *Functions of Units in the Sub-layer*: In order to preserve privacy, integrity and security of the sub-layer in a light-weight way, the sub-layer has three major functions.

- **Communications identity management**: In the sub-layer, Type I units also assume the role of communications identity management system, providing mapping information between BCADDs of Type I/IIA/IIB units and their network interface identifiers in the intra-vehicle network.
- **Access to SKs**: In the sub-layer, the SK of each unit is kept to the unit itself. Of course, the driver/owner of the vehicle may keep a copy of these SKs for maintenance purposes, but normally the driver/owner doesn't need them just to drive and park.
- **Conditional mapping**: Whether a unit in the sub-layer should upload its mapping information to the blockchain of BeDNS is decided by the unit itself, if the driver/owner does nothing with his copy of SKs. This is because apart from the driver/owner, only the unit has the right SK to create a valid signature that is required for the Bind and Update function of BeDNS.

## C. Interactions in the Proposed Network

Participants in the primary layer and units in the sub-layer(s) interact with one another to establish secure BeMutual connections. Their interactions in the proposed network can be divided into:

- **Interactions within the sub-layer**: Refer to the interactions conducted only in the sub-layer of a single vehicle, with only Type I, Type IIA and Type IIB units involved. BeDNS is not involved in these interactions.
- **Interactions within the primary layer**: Refer to interactions in the primary layer that involve RSUs and edge servers, vehicles and cloud servers. To be more specific about the case of vehicles in reality, it's actually Type I units of the vehicles rather than a general model of indivisible vehicles that are involved in interactions in the primary layer.
- **Inter-layer interactions**: Refer to interactions that combine the two sorts of interactions mentioned above, where RSUs, edge servers, vehicles, cloud servers and Type I/IIA/III units are involved.

## IV. IMPLEMENTATION

To demonstrate the nature of BeACONS, three of its features are detailed: data in the blockchain of BeDNS, the dynamic feature of RSU availability and interactions in the network to establish BeMutual connections.

### A. Data in the Blockchain of BeDNS

There are three different classes of mapping information in the blockchain:

- **Class I**: Mapping information concerning only BCADDs of RSUs, edge servers and cloud servers in the primary layer and their corresponding network interface identifiers (ADD). It shows how to reach an RSU/edge server/cloud server in the primary layer.
- **Class II**: Mapping information concerning only BCADDs of vehicles and their corresponding Type I units, which shows how to connect to a vehicle. It is assumed that one vehicle has multiple different Type I units, each of which has a unique BCADD. A label is added for each Type I unit to specifically describe its function so that other participants know exactly which to connect to in a particular circumstance.
- **Class III**: Mapping information concerning BCADDs of vehicles in the primary layer, their corresponding Type I units and Type IIA units in the sub-layers. It shows how to reach a Type IIA unit in inter-layer communications. Like Class II, a label is also added for each Type IIA unit to specifically describe its function.

Table VI shows their data structure.

### B. Dynamic feature of RSU availability

As the vehicle keeps moving on the road, it constantly leaves or enters the service range of RSUs. For a group  $G$  of RSUs  $X_i$  serving one vehicle  $V$ , they absorb new RSUs coming into range and expel RSUs out of range. This process is carried

TABLE V  
FEATURES AND EXAMPLES OF THE FOUR TYPES OF UNITS IN A SUB-LAYER

Unit Type	In $V_1$	Mapping info.	Inter-vehicle comm.	Intra-vehicle comm.	Example
I	Yes	Uploaded	Yes	Yes	OBUs, cellular mobile communications modules
IIA	Yes	Uploaded	No	Yes	Non-sensitive vision sensors
IIB	Yes	Not uploaded	No	Yes	ECUs, in-vehicle voice recorders
III	No	Uploaded	Depends	Depends	RSUs, Type IIA sensors in another vehicle

TABLE VI  
DATA STRUCTURE OF THE THREE CLASSES OF MAPPING INFORMATION IN THE BLOCKCHAIN OF BEDNS

Mapping info. Class	Data
I	$M\{BCADD_P, ADD_P\}, T, S(M, T, SK_P)$
II	$M\{BCADD_P, BCADD_{U_i}, ADD_{U_i}, L_{U_i}\}, T, S(M, T, SK_P, SK_{U_i})$
III	$M\{BCADD_P, BCADD_{U_{iia}}, ADD_{U_{iia}}, L_{U_{iia}}\}, T, S(M, T, SK_P, SK_{U_i}, SK_{U_{iia}})$

"Participant" is denoted by  $P$ , "Type I unit"  $U_i$ , "Type IIA unit"  $U_{iia}$ , "Label"  $L$ , "Mapping"  $M$ , "Timestamp"  $T$  and "Signature"  $S$ .

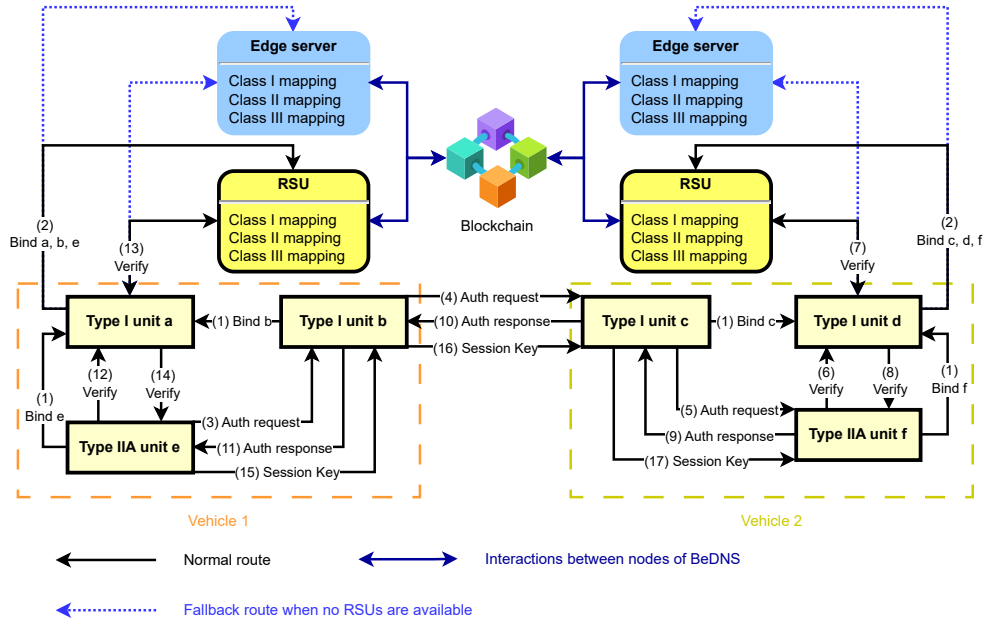


Fig. 3. Establishment of inter-layer BeMutual session between two Type IIA units on different vehicles

out based on practical byzantine fault tolerance (PBFT) [18], where RSUs are nodes and the vehicle is the client. The primary node is denoted by  $X_p$ , and the RSU to be absorbed or expelled is denoted by  $X_n$ .

1) *Absorption of an RSU*: The availability of an RSU is determined by the heartbeat message it regularly broadcasts. The procedure to absorb an RSU is demonstrated in Alg. 1.

In this procedure,  $N_{X_i}$  is the number of nodes in  $G$  recorded by  $X_i$ , while  $N_V$  is the number of nodes in  $G$  recorded by  $V$ .  $Abs(X_n)$  is a procedure among  $X_i$  to officially recognise  $X_n$  as a member of  $G$ , which qualifies  $X_n$  for receiving and sending messages of the PBFT procedure. In this process, the primary node  $X_p$  does not change, thereby no view change.  $Ack_{Abs}(X_n)$  is a procedure performed by  $V$  that confirms absorption of  $X_n$ . The vehicle may interact with  $X_n$  just like

other  $X_i$ .

2) *Expulsion of an RSU*: The procedure to expel an RSU is demonstrated in Alg. 2, where  $VC(X_p)$  is a special type of view change that automatically excludes  $X_p$  from voting and being elected as the new primary node. After  $VC(X_p)$  is executed, a new view is formed with a new  $X_p'$  and other  $X_i'$ .  $Exp(X_n)$  is a procedure among  $X_i/X_i'$  to officially disqualify  $X_n$  from  $G$ .  $Ack_{Exp}(X_n)$  is a procedure performed by  $V$  that confirms expulsion of  $X_n$ , after which  $V$  no longer communicates with  $X_n$ .

### C. Interactions between Participants and Units

Participants and units interact with one another to establish secure BeMutual connections. For the most general part, the establishment of an inter-layer BeMutual session is shown in Fig. 3. In this process, Type I units serve as gateways to relay

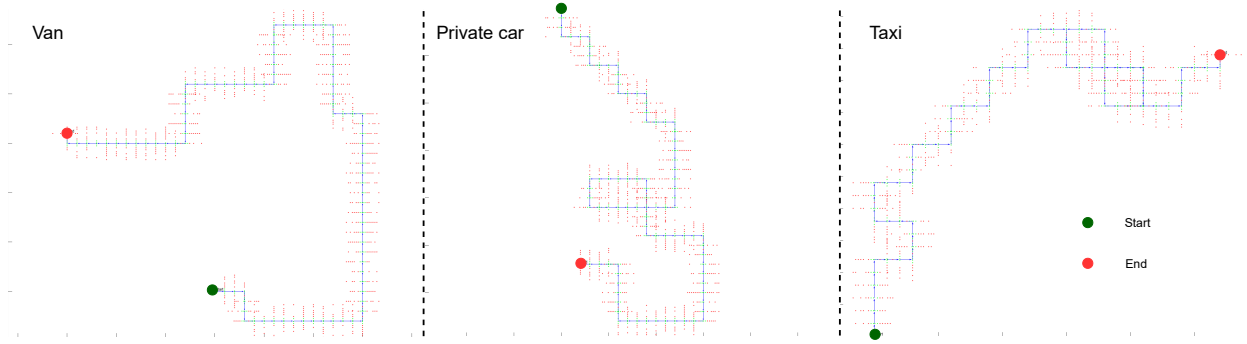


Fig. 4. Representative routes of van (left), private car (centre) and taxi (right) which randomly travel on roads

---

**Algorithm 1** Absorption of new RSU
 

---

```

1: procedure ABSORPTION
2:   if reception of heartbeat of new RSU  $X_n$  at  $V$  then
3:      $V$  start BeMutual Authentication with  $X_n$ 
4:     if BeMutual session is established then
5:        $V$  sends request of absorption of  $X_n$ 
6:        $Req_{Abs}(X_n)$  to  $X_p$ 
7:       if PBFT consensus in  $G$  on  $Req_{Abs}(X_n)$  is
8:         reached then
9:            $N_{X_i} \leftarrow N_{X_i} + 1$ 
10:           $X_i$  executes  $Abs(X_n)$ 
11:           $X_i$  sends reply  $Rpl_{Abs}(X_n)$  to  $V$ 
12:          if reception of  $(\frac{N_v+2}{3})$   $Rpl_{Abs}(X_n)$  at  $V$ 
13:            then
14:               $V$  executes  $Ack_{Abs}(X_n)$ 
15:               $N_V \leftarrow N_V + 1$ 
16:            end if
17:          end if
18:        end if
19:      end if
20:    end if
21:  end procedure

```

---

transmissions between Type IIA units and Type III units. Other kinds of interactions are simplified versions of the interactions in Fig. 3.

## V. RESULTS

For communications between RSUs and vehicles, ATS  $t_1$  of RSUs must be long enough for BeDNS and other services/interactions to be effective, otherwise vehicle-to-RSU connections could be severed before a full cycle of service/interaction is complete. To evaluate the average number of RSUs with ATS  $t_1$  longer than required (effective RSUs) along the way, an experiment is conducted.

### A. Analysis

The experiment features point motion along a polyline to simulate vehicle movement on the roadway. A Poisson distribution is used to model the probability of RSUs distributed along the perpendicular direction of the road, and the service

---

**Algorithm 2** Expulsion of an RSU out of range
 

---

```

1: procedure EXPULSION
2:   if  $V$  loses heartbeat of RSU  $X_n$  then
3:      $V$  broadcasts to  $X_i$  request of expulsion of  $X_n$ 
4:      $Req_{Exp}(X_n)$ 
5:     if PBFT consensus in  $G$  on  $Req_{Exp}(X_n)$  is reached
6:       then
7:         if  $X_n$  is  $X_p$  then
8:           view change  $VC(X_p)$  is executed
9:            $X'_i$  executes  $Exp(X_n)$ 
10:           $N_{X_{i'}} \leftarrow N_{X_{i'}} - 1$ 
11:           $X'_i$  sends reply  $Rpl_{Exp}(X_n)$  to  $V$ 
12:        else
13:           $X_i$  executes  $Exp(X_n)$ 
14:           $N_{X_i} \leftarrow N_{X_i} - 1$ 
15:           $X_i$  sends reply  $Rpl_{Exp}(X_n)$  to  $V$ 
16:        end if
17:        if reception of  $(\frac{N_v+1}{3})$   $Rpl_{Exp}(X_n)$  at  $V$  then
18:           $V$  executes  $Ack_{Exp}(X_n)$ 
19:           $N_V \leftarrow N_V - 1$ 
20:        end if
21:      end if
22:    end if
23:  end procedure

```

---

range of each RSU is described as a circle centred at the location of the RSU (service circle).

In reality, vehicles make turns randomly rather than keep driving along a straight line, which could affect ATS  $t_1$  of RSUs situated near intersections. To simulate such scenarios, checkpoints are arranged at regular time intervals where the vehicle has a probability of turning or driving straight ahead. The exact figure of the probability of turning is determined by the vehicle type (taxi, truck, etc.). Based on every choice the vehicle makes at every checkpoint, it forms a random route along which it communicates with nearby RSUs. Random formation of a route is repeated 50 times to calculate the average number of effective RSUs for different types of vehicles.



TABLE VII  
SIMULATION PARAMETER SETTINGS

Parameter	Value
Vehicle speed	$v = 1$
Total travel time of vehicle	Time steps = 3600
ATS	$t_1 = 5$
RSU density	$\lambda_{\max} = 1$
Interval between checkpoints	Time steps = 20
Radius of service circle	$r = 7$
Probability of turning	Depends on the type of vehicle

### B. Parameters and Results

Factors impacting the average number of effective RSUs have been identified and configured as shown in Table VII. For taxis, private cars and vans which have different chances of turning, the average numbers of effective RSUs are listed in Table VIII. A representative route of each type of vehicle is shown in Fig. 4.

TABLE VIII  
AVERAGE NUMBER OF EFFECTIVE RSUS AGAINST CHANCE OF TURNING

Vehicle Type	Probability of turning	Avg.
Van	40%	4.26242
Private car	60%	4.844828
Taxi	80%	5.376702

## VI. CONCLUSION

In this paper, a novel Blockchain-enabled Authentication and Communications Network for scalable IoV (BeACONS) is introduced. By decentralising identity management and authentication, BeACONS prevents common security threats such as eavesdropping and spoofing, thereby enhancing the confidentiality, integrity, and availability of communications for IoV. BeACONS features the integration of an identity management system into RSUs, and simulation results of RSU availability to nearby vehicles are provided. BeACONS provides a novel methodology for the development of secure and efficient IoV communications systems.

## REFERENCES

- [1] Hamideh Taslimasa, Sajjad Dadkhah, Euclides Carlos Pinto Neto, Pulei Xiong, Suprio Ray, and Ali A. Ghorbani. Security issues in internet of vehicles (ioV): A comprehensive survey, 7 2023. ISSN 25426605.
- [2] Surbhi Sharma and Baijnath Kaushik. A survey on internet of vehicles: Applications, security issues & solutions. *Vehicular Communications*, 20, 12 2019. ISSN 22142096. doi: 10.1016/j.vehcom.2019.100182.
- [3] Zeinab El-Rewini, Karthikeyan Sadatsharan, Daisy Flora Selvaraj, Siby Jose Plathottam, and Prakash Ranganathan. Cybersecurity challenges in vehicular communications, 6 2020. ISSN 22142096.
- [4] Jie Cui, Jing Zhang, Hong Zhong, Runhua Shi, and Yan Xu. An efficient certificateless aggregate signature without pairings for vehicular ad hoc networks. *Information Sciences*, 451-452:1-15, 7 2018. ISSN 00200255. doi: 10.1016/j.ins.2018.03.060.
- [5] Ismaila Adeniyi Kamil and Sunday Oyinlola Ogundoyin. An improved certificateless aggregate signature scheme without bilinear pairings for vehicular ad hoc networks. *Journal of Information Security and Applications*, 44:184-200, 2 2019. ISSN 22142126. doi: 10.1016/j.jisa.2018.12.004.
- [6] Yanan Zhao, Yingzhe Hou, Lili Wang, Saru Kumari, Muhammad Khurram Khan, and Hu Xiong. An efficient certificateless aggregate signature scheme for the internet of vehicles. *Transactions on Emerging*

- Telecommunications Technologies*, 31, 5 2020. ISSN 21613915. doi: 10.1002/ett.3708.
- [7] Zhan Xie, Yong Chen, Ikram Ali, Chengwei Pan, Fagen Li, and Wen He. Efficient and secure certificateless signcryption without pairing for edge computing-based internet of vehicles. *IEEE Transactions on Vehicular Technology*, 72:5642-5653, 5 2023. ISSN 19399359. doi: 10.1109/TVT.2022.3230442.
- [8] Yasin Genc, Nilay Aytas, Ahmet Akkoc, Erkan Afacan, and Erdem Yazgan. Elcpas: A new efficient lightweight certificateless conditional privacy preserving authentication scheme for iov. *Vehicular Communications*, 39, 2 2023. ISSN 22142096. doi: 10.1016/j.vehcom.2022.100549.
- [9] Hao Xu, Lei Zhang, Yunqing Sun, and Chih-Lin I. Be-ran: Blockchain-enabled open ran with decentralized identity management and privacy-preserving communication. 1 2021. URL <http://arxiv.org/abs/2101.10856>.
- [10] Xintong Ling, Jiaheng Wang, Yuwei Le, Zhi Ding, and Xiqi Gao. Blockchain radio access network beyond 5g. *IEEE Wireless Communications*, 27:160-168, 12 2020. ISSN 15580687. doi: 10.1109/MWC.001.2000172.
- [11] Jiaheng Wang, Xintong Ling, Yuwei Le, Yongming Huang, and Xiaohu You. Blockchain-enabled wireless communications: a new paradigm towards 6g, 9 2021. ISSN 2053714X.
- [12] Bin Cao, Zixin Wang, Long Zhang, Daquan Feng, Mugen Peng, Lei Zhang, and Zhu Han. Blockchain systems, technologies, and applications: A methodology perspective. *IEEE Communications Surveys and Tutorials*, 25:353-385, 2023. ISSN 1553877X. doi: 10.1109/COMST.2022.3204702.
- [13] Mingrui Cao, Long Zhang, and Bin Cao. Toward on-device federated learning: A direct acyclic graph-based blockchain approach. *IEEE Transactions on Neural Networks and Learning Systems*, 34:2028-2042, 4 2023. ISSN 21622388. doi: 10.1109/TNNLS.2021.3105810.
- [14] Weikang Liu, Bin Cao, and Mugen Peng. Web3 technologies: Challenges and opportunities. *IEEE Network*, 2023. ISSN 1558156X. doi: 10.1109/MNET.2023.3321546.
- [15] Zihan Zhou, Chenxiao Guo, Hao Xu, Xiaoshuai Zhang, Yixuan Fan, and Lei Zhang. Be-dns: Blockchain-enabled decentralized name services and p2p communication protocol. In *2023 IEEE 9th World Forum on Internet of Things, WF-IoT 2023*, 2023.
- [16] Rateb Jabbar, Mohamed Kharbeche, Khalifa Al-Khalifa, Moez Krichen, and Kamel Barkaoui. Blockchain for the internet of vehicles: A decentralized iot solution for vehicles communication using ethereum. *Sensors (Switzerland)*, 20:1-27, 7 2020. ISSN 14248220. doi: 10.3390/s20143928.
- [17] Lokendra Vishwakarma, Ankur Nahar, and Debasis Das. Lbsv: Lightweight blockchain security protocol for secure storage and communication in sdn-enabled iov. *IEEE Transactions on Vehicular Technology*, 71:5983-5994, 6 2022. ISSN 19399359. doi: 10.1109/TVT.2022.3163960.
- [18] Miguel Castro and Barbara Liskov. Practical byzantine fault tolerance. In *3rd Symposium on Operating Systems Design and Implementation (OSDI 99)*, New Orleans, LA, February 1999. USENIX Association.