

# Simple and Efficient Quantization Techniques for Neural Speech Coding

Andreas Brendel, *Member, IEEE*, Nicola Pia, Kishan Gupta, Guillaume Fuchs, Markus Multras

**Abstract**—Neural audio coding has emerged as a vivid research direction by promising good audio quality at very low bitrates unachievable by classical coding techniques. Here, end-to-end trainable autoencoder-like models represent the state of the art, where a discrete representation in the bottleneck of the autoencoder has to be learned that allows for efficient transmission of the input audio signal. This discrete representation is typically generated by applying a quantizer to the output of the neural encoder. In almost all state-of-the-art neural audio coding approaches, this quantizer is realized as a Vector Quantizer (VQ) and a lot of effort has been spent to alleviate drawbacks of this quantization technique when used together with a neural audio coder. In this paper, we propose simple alternatives to VQ, which are based on projected Scalar Quantization (SQ). These quantization techniques do not need any additional losses, scheduling parameters or codebook storage thereby simplifying the training of neural audio codecs. Furthermore, we propose a new causal network architecture for neural speech coding that shows good performance at very low computational complexity.

**Index Terms**—Neural Audio Coding, Quantization, Discrete Representation Learning

## I. INTRODUCTION

**S**PEECH is the most natural form of human communication and, hence, telecommunication systems that rely on the transmission of speech waveforms have ever been an important technology that has been continuously improved over the last decades. Here, the needs of a constantly increasing number of users has to be served by enabling efficient communication with limited shared resources at the same time. Therefore, compressing the transmitted waveforms in order to minimize transmission datarate while maintaining speech quality is still a key research problem.

In classical waveform-matching speech coding, many advanced signal processing techniques are used to remove redundancy and perceptually irrelevant components from the signals and to efficiently encode them [1]. Such approaches produce good to excellent natural speech quality, depending on the bit rate, but cannot be extended to very low bit rates, where the paradigm fails. On the other hand, conventional parametric coding techniques can be used at very low bit rates and still produce intelligible speech, but of poor audio quality. While classic, signal processing-based audio coding being still an active field of research, in recent years speech and audio coding methods based on Deep Neural Networks (DNNs) have gained a lot of attention from the research community as they promise good quality at very low bitrates, which is challenging for classical methods.

The authors are with the Fraunhofer IIS, Fraunhofer Institute for Integrated Circuits IIS in Erlangen-Tennenlohe. Contact: andreas.brendel@iis.fraunhofer.de

## A. Neural Speech and Audio Coding

Codecs relying on DNNs can be roughly classified into three categories: Neural post filters, neural vocoders and end-to-end approaches.

1) *Neural Post Filters*: The decoded speech signal of a classical codec may be enhanced on receiver side by a neural post filter, which enables backward compatibility with existing and legacy technologies. Hence, neural post filtering approaches have the advantage of being easily be integrated into existing systems. Following this paradigm, a convolutional DNN [2] and a masked-based neural [3] post filters have been used to enhance the speech quality of classical speech codecs. Approaches based on Generative Adversarial Networks (GANs) have been proposed in [4], [5] and [6], where the latter one is a low-complex DNN model.

2) *Neural Vocoders*: Neural vocoders may be used for decoding the encoded bitstream of a classical codec. Therefore, such approaches can also be made compatible with legacy bitstreams. Starting from [7], several such approaches have been proposed with increasing quality and lower computational complexity over the recent years [8]–[10]. Based on LPCNet [11], a neural codec has been presented in [12] that can code speech at 1.6 kbps (kilobits per second) in real time. In [13], SSMGAN has been proposed which was shown to decode the bitstream used in [12] at improved quality and in a non-autoregressive manner.

3) *End-to-end Approaches*: To leverage the full potential of neural coding, end-to-end trained DNNs, thereby providing both a neural encoder and a neural decoder, have been proposed and now dominate the research on neural audio coding. An early attempt to this was to train an autoencoder DNN in a discriminative manner using Mean Square Error (MSE) and perceptually motivated losses [14]. To increase perceptual quality, deep generative models have been adopted afterwards as the mainstream training paradigm, where GANs represent the most prominent approach in the field of neural audio coding: SoundStream [15] is based on a convolutional encoder-decoder structure and is capable of coding speech at bitrates between 3 to 12 kbps. SoundStream is also able to perform joint coding and enhancement and may be used for coding general audio as well. To improve noise-robustness, [16] proposed to separately encoding speaker-related features by temporal averaging. With NESG [17], a low-complex encoder has been combined with SSMGAN [13], providing robust speech coding at low bitrates. EnCodec [18], a neural codec for general audio, consists of an encoder-decoder structure that is trained with a single multi-scale spectral discriminator thereby

speeding up the training process. A lightweight transformer-based entropy model may be used for optionally compressing the transmitted data stream even further. A general audio compression model has been proposed in [19] that uses several improvements in training techniques allowing for compression of 44.1 kHz audio signals to 8 kbps data streams. Together with an open-source toolbox for neural audio coding, the authors of [20] propose a frequency-domain neural speech codec that can be parameterized over a large range of computational complexities. A streamable audio codec working at 48 kHz has been proposed by [21] together with an efficient training technique. Another neural codec working at very low bitrates (2 kbps) has been proposed in [22]. A neural coding system for real-time communication including packet loss concealment has been developed by [23]. Very recently, APCodec [24] has been proposed. It operates in the frequency domain and encodes the amplitude and phase spectra separately. Also very recently, first neural codecs based on diffusion models have been proposed. Latent diffusion was leveraged in [25] by employing a diffusion model for dequantization of a latent representation of an end-to-end trained neural codec. In [26], the quantized representation of a neural codec has been used for directly generating the decoded waveform with a diffusion model.

### B. Discrete Representation Learning for Audio Coding

In order to produce a signal format that allows for efficient data transmission, often a low-dimensional and discrete signal representation is preferable. While a low-dimensional signal representation can be achieved by appropriate design of the network, i.e., by choosing a low-dimensional bottleneck, learning a discrete representation needs special treatment.

1) *Vector Quantization*: The common approach in neural audio coding for discrete representation learning, which has been used by almost all previously mentioned techniques, is Vector Quantization (VQ) [9]. Here, each frame-wise output of the neural encoder is approximated by a vector out of a set of candidate vectors, the so-called codebook, which is trained to optimally approximate the multivariate latent signals. To realize VQs with deep learning, the VQ-Variational Autoencoder (VAE) [27] has been proposed. The codebook is typically trained by k-means with moving average update and an additional loss ensures compatibility of the encoder with the codebook representation. In order to achieve practical complexity for typical target bitrates, various constraints to the structure of the VQ codebook have been introduced. The most prominent approach here is to use Residual VQs (RVQs), where a stack of VQs is trained with each VQ module subsequently coding the residual of the preceding module (see Fig. 2 for an illustration). Several other variants of constrained VQ have been proposed in the literature for neural audio coding but are not commonly used, e.g., the multi-scale VQ [28], the cross-scale VQ [29] or the grouped VQ and beamsearch on the VQ codebook [30].

All of the mentioned VQ variants suffer from one or several of the following drawbacks:

- **Codebook collapse**: During training some codevectors tend to be rarely used or neglected completely. To make

full use of the codebook, rarely used vectors may be re-initialized during training, which requires additional robust decision rules to achieve comprehensive codebook usage.

- **Hyperparameter choice**: For codebook training based on moving average, averaging factors have to be chosen that fit the training speed of the remaining network.
- **Extra losses**: For training a VQ typically extra losses are needed, e.g., a commitment loss or a codebook loss [27].
- **Loss weighting**: These additional losses have to be balanced with other losses used in the training of the neural codec.
- **Memory requirement**: The VQ codebook has to be trained and stored in memory.
- **Codebook search complexity**: In order to determine the best codevector for each signal frame, pair-wise distances between all codevectors have to be calculated.
- **Gradient flow**: For dealing with non-differentiable operations like the codebook search, special mechanisms like the straight-through operator are needed during training time.

2) *Scalar Quantization*: In this paper, we propose methods based on Scalar Quantization (SQ), an approach that has received little attention in low-rate neural audio coding. While SQ models have been recently used for image processing [31], [32] it has not been significantly used for neural audio coding. Among the proposed SQ-based approaches for neural audio coding there are methods that begin training with a smooth approximation of the non-differentiable quantization operation and change it during training gradually to an operation resembling the quantizer more accurately [14], [33]. However, such methods require the design of an annealing schedule that trades off the high variance of the gradients for an approximation close to hard quantization and the inaccurate but smooth approximation at the beginning of training, which is difficult. Especially for low bitrates it may be difficult to robustly learn a discrete representation with a soft approximation of the quantizer. Recently, a neural audio codec has been proposed that uses SQ, but does not mention many details about its realization [34].

### C. Paper Outline

In the following, we list our contributions and give an overview of the remainder of this paper.

1) *Contributions*: Quantization is a central and one of the distinctive building blocks of neural audio codecs. Hence, by proposing a new approach to trainable quantization, our paper has significant impact on the entire research field.

- We propose two simple and efficient realizations of SQ-based quantization for end-to-end discrete representation learning, which is shown to be effective for neural speech coding. The proposed methods are computationally efficient and can simply be used as a plain neural network block without extra components in the training pipeline like additional losses or schedulers.
- A discussion of conceptual differences between commonly used VQ approaches and the proposed methods

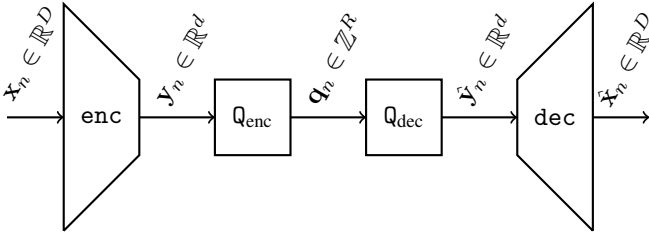


Fig. 1. Generic overview of a neural audio codec: The input signal frame  $\mathbf{x}_n$  is processed by a neural encoder  $\text{enc}$  yielding a latent representation  $\mathbf{y}_n$ . This latent representation is mapped to a discrete representation  $\mathbf{q}_n$  which is used for transmission. The decoder part receives the discrete representation and dequantizes it by  $\text{Q}_{\text{dec}}$ . The result is fed to a neural decoder  $\text{dec}$  which reconstructs the input signal frame.

are provided illustrating the benefits of the developed quantizer. Thereby, we advertise the use of SQ for neural audio coding, which did not attract much attention by the community so far.

- Theoretical analysis and interpretations are provided to highlight relations to VQ, VAEs, between the different proposed SQ variants and the influence of the proposed quantizer on the training dynamics.
- A new causal architecture for neural speech coding of very low computational complexity is proposed.
- We give an overview about different quantization techniques for neural audio coding and present an experimental evaluation of them.

2) *Overview:* VQ-based methods for neural audio coding representing the state of the art are reviewed and discussed in Sec. II. In Sec. III, the proposed SQ-based approaches are introduced and analyzed. The proposed neural speech coding network architecture is presented in Sec. IV. Experimental results are compiled in Sec. V and a conclusion is given in Sec. VI.

## II. CONVENTIONAL QUANTIZATION WITH VQ

Typically, a neural audio codec (see Fig. 1 for an illustration) consists of a neural encoder  $\text{enc}$  that maps each frame of the input signal waveform  $\mathbf{x}_n \in \mathbb{R}^D$  to a (continuous) latent representation  $\mathbf{y}_n$

$$\mathbf{y}_n = \text{enc}(\mathbf{x}_n) \in \mathbb{R}^d. \quad (1)$$

Here,  $n$  denotes the frame index and  $d$  and  $D$  the dimensions of the latent signal frame and the input dimension, respectively. The latent representation  $\mathbf{y}_n \in \mathbb{R}^d$  is quantized yielding  $\hat{\mathbf{y}}_n \in \mathbb{R}^d$ , where in an intermediate step a vector of codebook indices  $\mathbf{q}_n \in \mathbb{Z}^R$  is calculated which is used for transmission in a bitstream representation

$$\mathbf{q}_n = \text{Q}_{\text{enc}}(\mathbf{y}_n) \in \mathbb{Z}^R \quad \hat{\mathbf{y}}_n = \text{Q}_{\text{dec}}(\mathbf{q}_n) \in \mathbb{R}^d. \quad (2)$$

Hence, the concatenation  $\text{Q}_{\text{dec}}(\text{Q}_{\text{enc}}(\cdot))$  represents the quantizer and  $R$  the number of indices used to characterize one signal frame. The dequantized latent representation  $\hat{\mathbf{y}}_n$  is then decoded by a neural decoder in order to approximate the input waveform

$$\mathbf{x}_n \approx \hat{\mathbf{x}}_n = \text{dec}(\hat{\mathbf{y}}_n) \in \mathbb{R}^D. \quad (3)$$

In VQ, the latent representation  $\mathbf{y}_n$  is represented by the best candidate out of the set  $\{\hat{\mathbf{y}}^1, \dots, \hat{\mathbf{y}}^Q\}$  of  $Q$  candidate codevectors, i.e., the codebook

$$\begin{aligned} \text{Q}_{\text{enc}}^{\text{VQ}} : \mathbb{R}^d &\rightarrow \mathcal{Q}_{\text{VQ}} \\ \text{Q}_{\text{dec}}^{\text{VQ}} : \mathcal{Q}_{\text{VQ}} &\rightarrow \{\hat{\mathbf{y}}^1, \dots, \hat{\mathbf{y}}^Q\}. \end{aligned} \quad (4)$$

Here,  $\text{Q}_{\text{enc}}^{\text{VQ}}$  is typically realized by outputting the index of the codevector  $q^* \in \mathcal{Q}_{\text{VQ}} = \{1, \dots, Q\}$  that corresponds to the minimal pair-wise distance between  $\mathbf{y}_n$  and all codevectors.  $\text{Q}_{\text{dec}}^{\text{VQ}}$  maps a codebook index to the corresponding codevector. The concatenation  $\text{VQ}(\cdot) = \text{Q}_{\text{dec}}^{\text{VQ}}(\text{Q}_{\text{enc}}^{\text{VQ}}(\cdot))$  represents the VQ module.

However, to realize VQs providing practical codebook sizes under limited memory requirements usually requires to add more structure to the VQ, e.g., to realize a bitstream of 1.5 kbps with 20 ms framing would require  $2^{30}$  codebook vectors in a single VQ codebook. The most prominent solution to this problem is RVQ (see Fig. 2) in neural audio coding (as well as for classical audio coding). Here, a cascade of VQ modules is used to encode the latent representation, where each approximates a residual representation w.r.t. the input of the previous module. This also allows for bitrate scalability by dropping out VQ modules. Especially in classical speech coding other constraints were considered, like split VQ, limiting the vector dimension by splitting into sub-vectors, tree structured codebooks or lattice VQ [35].

The selection of the optimum codevectors, i.e.,  $\text{Q}_{\text{enc}}^{\text{VQ}}$ , is not a differentiable operation. Hence, in order to make the VQ module trainable end-to-end, specialized training techniques have to be used. Here, the straight-through (ST) gradient operator is typically used [27]. However, due to the ST operator the VQ codebook does not receive any gradients and would not be updated by gradient descent steps. To solve this issue, additional loss terms are added to the training losses of the neural codec

$$\mathcal{L}_{\text{VQ}} = \underbrace{\|\text{sg}\{\mathbf{y}_n\} - \hat{\mathbf{y}}_n^*\|_2^2}_{\text{VQ loss}} + \beta \underbrace{\|\mathbf{y}_n - \text{sg}\{\hat{\mathbf{y}}_n^*\}\|_2^2}_{\text{commitment loss}}. \quad (5)$$

Here,  $\text{sg}\{\cdot\}$  denotes the stop gradient operator and  $\beta \geq 0$  is a weighting factor. The first term is used for fitting the VQ codebook to the latent representations and the second term enforces that the encoder commits to the codebook. Intuitively, the first term moves the codevectors towards the latent representations and the second term moves the latent representation towards the codevectors. As there is no restriction to the value range of the encoder outputs or codevectors, the commitment loss is particularly important to avoid arbitrary growth of the encoder outputs. In practical implementations like [27], the VQ loss is often dropped and the codebook is learned by k-means with exponential moving average.

## III. PROPOSED SQ-BASED QUANTIZATION TECHNIQUE

In this paper, we propose a simple and efficient way to realize  $\text{Q}_{\text{enc}}$  and  $\text{Q}_{\text{dec}}$  with SQ. To this end, we project the latent representation  $\mathbf{y}_n \in \mathbb{R}^d$  to a lower dimensional representation (this has been done similarly in the image processing domain [32]) and restrict the value range by the application of a

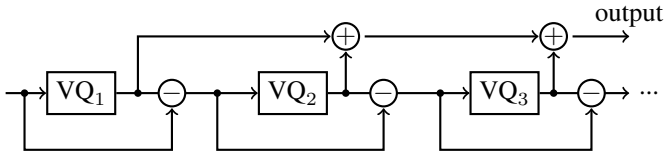


Fig. 2. Illustration of an RVQ.

suitable activation function, e.g.,  $\tanh$ . The projection enables the use of SQ techniques also for low bitrates and can be realized in principle by any neural network, e.g., a linear projection in the simplest case. The result  $\mathbf{z}_n \in \mathbb{R}^R$ ,  $R \leq d$  is then quantized element-wise, i.e., we map each element  $z_{r,n}$  of  $\mathbf{z}_n$  to an index from  $\mathcal{Q}_{\text{SQ}} = \{Q_{\min}, \dots, Q_{\max}\}$  and then map those indices back to a quantized signal representation  $\hat{\mathbf{z}}_{r,n}$  in a second step. For simplicity, we choose the quantization levels in this paper to be fixed, uniform and identical for each latent dimension, which is not strictly necessary

$$\text{Quant} : [-1, 1] \rightarrow \mathcal{Q}_{\text{SQ}} \text{ with } q_n = \left\lfloor \frac{z_{r,n}}{\Delta} + \frac{1}{2} \right\rfloor \quad (6)$$

$$\text{Dequant} : \mathcal{Q}_{\text{SQ}} \rightarrow \{q\Delta | q \in \mathcal{Q}_{\text{SQ}}\} \text{ with } \hat{z}_{r,n} = q_{r,n}\Delta.$$

Here,  $Q_{\min}$  and  $Q_{\max}$  represent the smallest and largest index, respectively, and  $\Delta$  the quantization step size. Note that we show here exemplary a mid-rise quantizer but any other form of scalar quantization could be used as well in principle. The resulting quantized representation  $\hat{\mathbf{z}}_{r,n}$  is then mapped by a neural network, typically symmetric in architecture to the input projection to  $\hat{\mathbf{y}}_n \in \mathbb{R}^d$ . For notational convenience, we will denote SQ by  $\text{SQ}(\cdot) = \text{Dequant}(\text{Quant}(\cdot))$  and the full module by  $\text{PSQ}(\cdot) = \mathbf{Q}_{\text{dec}}^{\text{SQ}}(\mathbf{Q}_{\text{enc}}^{\text{SQ}}(\cdot))$  (Projected SQ). Here,  $\mathbf{Q}_{\text{enc}}^{\text{SQ}}$  consists of the input projection,  $\tanh$  and element-wise Quant and  $\mathbf{Q}_{\text{dec}}^{\text{SQ}}$  contains element-wise Dequant and an output projection.

### A. SQ Realizations

Similar as for VQ, the operation Quant is not differentiable and special care has to be dedicated to a trainable realization of SQ. Soft-to-hard annealing [14], [33] has been used as a remedy for the non-differentiability issue. However, the choice of an effective annealing schedule is difficult. Therefore, we will discuss two simple alternative methods for realizing SQ in the following that do not require any additional loss functions, schedules etc. and can, hence, be used as a plug-in layer during training, which simplifies the training of neural audio codecs significantly.

1) *Straight-through (ST) Gradient*: Similarly to VQ-VAE, a ST gradient operator can be used to deal with the non-differentiable SQ operation (6). An advantage of this procedure is that the quantization that is applied during inference is exactly the same also seen during training. However, the effect of the quantizer is only seen in the forward pass.

2) *Pseudo Quantization Noise Training*: An alternative approach is to mimic the quantizer by adding uniform noise to the latent representation during training (see [31] for an

application of a related technique from the image coding domain)

$$\hat{\mathbf{z}} = \mathbf{z} + \boldsymbol{\epsilon} \quad \text{with} \quad \boldsymbol{\epsilon} \sim \mathcal{U} \left\{ \left[ -\frac{\Delta}{2}, \frac{\Delta}{2} \right]^R \right\}. \quad (7)$$

Approximating quantization noise with additive uniform noise is often done in the literature for the sake of statistical analysis and is well justified if the distance between the quantization levels is small [36] (see also Sec. III-B2). During application regular quantization is applied to the latent representation in order to produce a discrete signal representation for transmission.

### B. Interpretations and Relations

In the following we interpret and analyze the proposed SQ realizations.

1) *VQ and Transform Coding*: All possible combinations of chosen quantization levels of an SQ realize a codebook similar to the one of a VQ

$$\{\hat{\mathbf{z}}^1, \dots, \hat{\mathbf{z}}^Q\} = \{Q_{\min}\Delta, \dots, Q_{\max}\Delta\}^R. \quad (8)$$

Here,  $Q = R(Q_{\min} + Q_{\max} + 1)$ . However, for SQ the optimal codevector is determined by choosing the best quantization levels element-wise, which then results also in the optimum SQ-based codevector. The resulting SQ codebook of the fixed, uniform and dimension-wise identical quantization levels represents a uniform grid on a hypercube, i.e.,  $[-1, 1]^R$  in the latent of PSQ. The decoder  $\mathbf{Q}_{\text{dec}}$  of the PSQ transforms these vectors back to a  $d$ -dimensional representation. In the most simple case of a linear transform for the decoder, i.e., a matrix multiplication with  $\mathbf{D} \in \mathbb{R}^{d \times R}$ , the effective SQ codebook equivalent is a set of vectors in the column space of  $\mathbf{D}$  (note that the decoder may also be a DNN allowing for complex nonlinear transformations). Hence, the codevectors of an PSQ may be structurally related to each other. On the other side, a VQ codebook consists of vectors that are trained independently of each other. To add flexibility to the SQ codebook, the quantization levels of the SQ could be trained, could be chosen non-uniform or differently for each latent dimension. However, none of these adjustments lead to significant benefits over the described approach and the reduced flexibility of the effective PSQ codebook did not show a detrimental effect relative to a VQ in our experiments.

For classical audio coding, VQ was shown to be beneficial especially for low bitrates where in particular the following three benefits are attributed to VQ relative to SQ [37]: The better packing of high-dimensional spaces by the Voronoi cells of a VQ, i.e., the space-filling advantage, the increased flexibility of approximating Probability Density Functions (PDFs) of arbitrary shapes, i.e., the shape advantage, and the capability of modeling temporally correlated signals, i.e., the memory advantage. However, it should be noted that the PSQ consists of the quantizer itself, but also of an input and an output projection that may realize nonlinear transformations, i.e., the proposed method may be interpreted as *nonlinear transform coding* [31]. As the encoder/decoder of the neural audio codec as well as the input/output transform of the PSQ may model



Fig. 3. Quantization of a toy data set (shown in white) with the proposed SQ-based method using three bits. The decision regions corresponding to each codebook vector is shown with a different color.

arbitrary nonlinear functions with temporal context, PSQ shows the shape and the memory advantage attributed to VQs. SQ as we defined it relies on a regular grid of codebook vectors and, hence, would not directly show the space-filling advantage as VQs. However, as the input and output projection of the PSQ may shape the SQ latent space such that signal reconstruction is optimal, PSQ is expected to show also space-filling behavior: The regular grid of codebook vectors is mapped by the output projection to an arbitrarily distribution of effective codebook vectors. To illustrate this, we trained a simplistic PSQ to quantize on 3 bits, two-dimensional toy data, where the data distribution is shaped in ‘two moons’ (see Fig 3). The PSQ is clearly able to adjust to the shape of the data distribution and models correlations within the data. The color-coded decision regions show that the learned input and output transforms are indeed highly nonlinear. While allowing for precise quantization of data following the trained distribution by SQ, the decision boundaries may be ill-conditioned for samples far away from the trained distribution. However, this effect depends on the learned mapping, the trained distribution and the application scenario. Note that also the behavior of traditional VQs is not controlled for out-of-domain areas, i.e., a similar behavior can be observed here.

2) *Dithered Quantization*: When training with the noise addition surrogate (7), two statistically independent random vectors are added. Hence, the resulting PDF of this sum  $\hat{\mathbf{z}}$  is the convolution of the PDFs of latent  $\mathbf{z}$  and uniformly distributed random vector  $\epsilon$

$$p_{\hat{\mathbf{z}}}(\hat{\mathbf{z}}) = (p_{\mathbf{z}} * p_{\epsilon})(\hat{\mathbf{z}}) = \int_{-\infty}^{\infty} p_{\mathbf{z}}(\mathbf{z})p_{\epsilon}(\hat{\mathbf{z}} - \mathbf{z})d\mathbf{z} \quad (9)$$

$$= \frac{1}{\Delta} \int_{\hat{\mathbf{z}} - \frac{\Delta}{2}\mathbf{1}}^{\hat{\mathbf{z}} + \frac{\Delta}{2}\mathbf{1}} p(\mathbf{z})d\mathbf{z}. \quad (10)$$

Here,  $\mathbf{1}$  denotes an all-one vector of appropriate dimension. In the following, we show that mimicking scalar quantization with uniform noise addition is equivalent to dithered quantization [38], i.e., adding uniform noise prior to quantization and subtracting the same noise realization again afterwards

$$\hat{\mathbf{z}}^D = \underbrace{\text{SQ}(\mathbf{z} + \tilde{\epsilon})}_{\hat{\mathbf{z}}^D} - \tilde{\epsilon} \quad \text{with} \quad \tilde{\epsilon} \sim \mathcal{U} \left\{ \left[ -\frac{\Delta}{2}, \frac{\Delta}{2} \right)^R \right\}. \quad (11)$$

Note that in a practical realization of dithered quantization, the noise signal does not have to be transmitted but by using the same seed on transmitter and receiver side, the same pseudo-random noise sequence can be generated for the dithered quantizer.

For simplicity, we first derive the conditional probability, denoted by  $P(\hat{\mathbf{z}}^D | \tilde{\epsilon})$ , of observing the quantization result  $\hat{\mathbf{z}}^D$  given a realization of uniform noise  $\tilde{\epsilon}$

$$P(\hat{\mathbf{z}}^D | \tilde{\epsilon}) = P \left\{ \hat{\mathbf{z}}^D - \frac{\Delta}{2} \leq \mathbf{z} + \tilde{\epsilon} < \hat{\mathbf{z}}^D + \frac{\Delta}{2} \right\}. \quad (12)$$

This is the probability that a latent variable  $\mathbf{z}$  falls inside of the quantization interval  $[\hat{\mathbf{z}}^D - \frac{\Delta}{2}, \hat{\mathbf{z}}^D + \frac{\Delta}{2})$ , while fixing the noise  $\tilde{\epsilon}$

$$P(\hat{\mathbf{z}}^D | \tilde{\epsilon}) = P \left\{ \hat{\mathbf{z}}^D - \frac{\Delta}{2} \leq \mathbf{z} < \hat{\mathbf{z}}^D + \frac{\Delta}{2} \right\} \quad (13)$$

$$= \int_{\hat{\mathbf{z}}^D - \frac{\Delta}{2}}^{\hat{\mathbf{z}}^D + \frac{\Delta}{2}} p(\mathbf{z})d\mathbf{z}. \quad (14)$$

Hence, the resulting probability is obtained by integrating the PDF of the latent  $\mathbf{z}$  over the quantization interval.

This result is straightforwardly extended to the vector-valued case

$$P(\hat{\mathbf{z}}^D | \tilde{\epsilon}) = \int_{\hat{\mathbf{z}}^D - \frac{\Delta}{2}\mathbf{1}}^{\hat{\mathbf{z}}^D + \frac{\Delta}{2}\mathbf{1}} p(\mathbf{z})d\mathbf{z}. \quad (15)$$

We observe that

$$P(\hat{\mathbf{z}}^D | \tilde{\epsilon}) = \Delta p_{\hat{\mathbf{z}}}(\hat{\mathbf{z}}^D), \quad (16)$$

i.e., the conditional probability given the particular noise realization  $\tilde{\epsilon}$  is proportional to the PDF of the noise surrogate model. Hence, dithered quantization and noise addition follow the same distribution, i.e., are equivalent in this sense.

3) *VAE*: In the following section, we give a VAE interpretation of the proposed quantizers similar to VQ-VAE [27]. We begin by the generic ELBO loss of a VAE [39]

$$\mathcal{L}_{\text{ELBO}} = \mathbb{E}_{p(\mathbf{x})} [\mathcal{D}_{\text{KL}}(q(\hat{\mathbf{z}}|\mathbf{x})||p(\hat{\mathbf{z}})) - \mathbb{E}_{q(\hat{\mathbf{z}}|\mathbf{x})} [\log p(\mathbf{x}|\hat{\mathbf{z}})]] , \quad (17)$$

where the first term is a prior matching term and the second term is a reconstruction loss dependent on the form of the chosen PDF, e.g., MSE if  $p(\mathbf{x}|\hat{\mathbf{z}})$  is Gaussian. In practice, the reconstruction term may be replaced by sophisticated training losses, see Sec. IV-F. In the following, we will focus on the prior matching term and begin with an interpretation of the noise addition surrogate quantizer.

a) *Pseudo Quantization Noise Training*: Here, the posterior density is uniformly distributed around the latent  $\mathbf{z}$  (which is a function of  $\mathbf{x}$ )

$$q(\hat{\mathbf{z}}|\mathbf{x}) = \mathcal{U} \left\{ \left[ \mathbf{z} - \frac{\Delta}{2} \mathbf{1}, \mathbf{z} + \frac{\Delta}{2} \mathbf{1} \right) \right\}. \quad (18)$$

During training we use a uniform distribution over the hypercube containing all possible latent vectors of the PSQ (ensured by the tanh activation)

$$p(\hat{\mathbf{z}}) = \mathcal{U} \left\{ [-1, 1]^R \right\}. \quad (19)$$

This uniform prior enforces the full usage of the hypercube defining the latent space. Based on these assumptions, we compute the expression of the corresponding prior matching loss

$$\mathcal{D}_{\text{KL}}(q(\hat{\mathbf{z}}|\mathbf{x})||p(\hat{\mathbf{z}})) = \int_{[-1,1]^R} q(\hat{\mathbf{z}}|\mathbf{x}) \log \frac{q(\hat{\mathbf{z}}|\mathbf{x})}{p(\hat{\mathbf{z}})} d\hat{\mathbf{z}} \quad (20)$$

$$= \left(\frac{2}{\Delta}\right)^R \log \left(\frac{2}{\Delta}\right) = \text{const.}, \quad (21)$$

which is constant, i.e., the VAE loss function (17) effectively reduces to the reconstruction loss.

b) *ST Gradient*: Similarly, we investigate the SQ realization by ST gradient and choose the following probability mass function (note that  $\mathbf{q}$  is discrete)

$$q(\mathbf{q}|\mathbf{x}) = \begin{cases} 1 & \text{if } \mathbf{q} = \mathbf{q}^* = \mathbf{Q}_{\text{enc}}(\text{enc}(\mathbf{x})) \\ 0 & \text{else} \end{cases}. \quad (22)$$

We choose again a uniform prior (now over all possible discrete SQ outputs) to enforce the comprehensive usage of all possible SQ outputs for the latent representation in order to make efficient use of the available bitrate

$$p(\mathbf{q}) = \mathcal{U} \left\{ \{Q_{\min}, \dots, Q_{\max}\}^R \right\}. \quad (23)$$

With this, we obtain again a constant prior matching loss contribution

$$\mathcal{D}_{\text{KL}}(q(\mathbf{q}|\mathbf{x})||p(\mathbf{q})) = \sum_{\mathbf{q}} q(\mathbf{q}|\mathbf{x}) \log \frac{q(\mathbf{q}|\mathbf{x})}{p(\mathbf{q})} \quad (24)$$

$$= -\log p(\mathbf{q}^*) = \text{const.}, \quad (25)$$

i.e., the VAE loss function (17) reduces again to a plain reconstruction loss. Note that in both cases the choice of a uniform prior was made possible due to the restriction of the value range of the latent vectors.

4) *Tikhonov Regularization*: Finally, we show that the proposed quantizers may have a regularizing effect on the decoder. For tractability, we assume a purely linear autoencoder consisting of an encoder matrix  $\mathbf{E} \in \mathbb{R}^{R \times d}$  and a decoder matrix  $\mathbf{D} \in \mathbb{R}^{d \times R}$ . The effect of the quantizer is modeled by additive uniform noise  $\epsilon$  with identical element-wise variance  $\sigma^2$ , which is uncorrelated to the latent representation. For simplicity, we use an MSE loss for the linear autoencoder and obtain

$$\mathbb{E}_{p(\mathbf{z}), p(\epsilon)} \left[ \|\mathbf{D}(\mathbf{E}\mathbf{z} + \epsilon) - \mathbf{z}\|_2^2 \right] \quad (26)$$

$$= \mathbb{E}_{p(\mathbf{z})} \left[ \|\mathbf{D}\mathbf{E}\mathbf{z} - \mathbf{z}\|_2^2 \right] + \text{tr} \left\{ \mathbf{D}^T \mathbf{D} \mathbb{E}_{p(\epsilon)} \left[ \epsilon \epsilon^T \right] \right\} \quad (27)$$

$$= \mathbb{E}_{p(\mathbf{z})} \left[ \|\mathbf{D}\mathbf{E}\mathbf{z} - \mathbf{z}\|_2^2 \right] + \sigma^2 \|\mathbf{D}\|_{\text{F}}^2. \quad (28)$$

Here,  $\|\cdot\|_{\text{F}}$  denotes the Frobenius norm and  $\text{tr}\{\cdot\}$  the trace. Note that (27) follows from the fact that the quantization noise and the latent are uncorrelated and (28) given by the assumption of the isotropic variance of the additive noise. The first term of (28) can be identified as an MSE reconstruction loss of the linear autoencoder, while the second term realizes a Tikhonov regularizer on the decoder matrix  $\mathbf{D}$ . The linear model used for this discussion may be simplistic but still gives some intuition on the behavior of the much more complex autoencoder models used in neural audio coding or on simple input and output projections of the PSQ module.

#### IV. NETWORK ARCHITECTURE

In the following section, we describe the proposed DNN architecture for neural speech coding. However, please note that the presented quantizers are applicable also to general audio coding applications. Its building blocks are illustrated in Figures 4, 5, 6, 7, where DNN blocks are annotated with the corresponding output channels  $C$  and number of (temporal) output samples or frames  $N$  if they are changed by the respective layer, otherwise we will omit this annotation for readability (we always omit the notation of the batch size  $B$  for the same reason). All convolutional layers in this paper are one-dimensional and causal and we denote them by  $\text{Conv}_{K,S,D}(C, N)$ , where  $K$ ,  $S$  and  $D$  denote the kernel size, the stride and the dilation, respectively. To simplify notation, we omit  $S$  and  $D$  if they are equal to one and denote convolution with  $K = 1$  as  $\text{Conv}1 \times 1$ .

##### A. Overview

The DNN architecture of the proposed neural speech codec is depicted in Fig. 4. The input signal is processed by an analysis block which is realized in this paper by the Short-Time Fourier Transform (STFT). The input signal waveform is transformed into a complex-valued STFT representation  $S_{f,n}$ , where  $n$  and  $f$  denote the frame and frequency index, respectively. To avoid dominance of high-energy components, the STFT signals are compressed

$$|S_{f,n}|^\alpha e^{j\angle S_{f,n}}, \quad (29)$$

where  $\alpha > 0$  is a compression factor (we use 0.3 in the following),  $j$  is the imaginary unit and  $\angle(\cdot)$  denotes the phase. Subsequently, the compressed STFT signal is represented by real and imaginary part which are stacked along the frequency dimension, resulting in an input tensor  $\mathbf{X} \in \mathbb{R}^{B \times 2F \times N}$  for the subsequent neural network block, where  $B$  denotes the batch size,  $F$  the number of non-redundant STFT bins and  $N$  the number of frames. The feature representation outputted by the analysis block is successively downsampled by a cascade of encoder blocks (see Sec. IV-B), where the channel dimension coincides with the frequency dimension of the analysis block. Afterwards, a Dual-Path Convolutional Recurrent Neural Network (DPCRNN) layer (see Sec. IV-C) is applied to exploit long-term signal relationships. To improve gradient flow and to effectively combine intermediate signal representations at the encoder before quantization (see Sec. II and Sec. III), TADEResBlocks (see Sec. IV-D) are appended

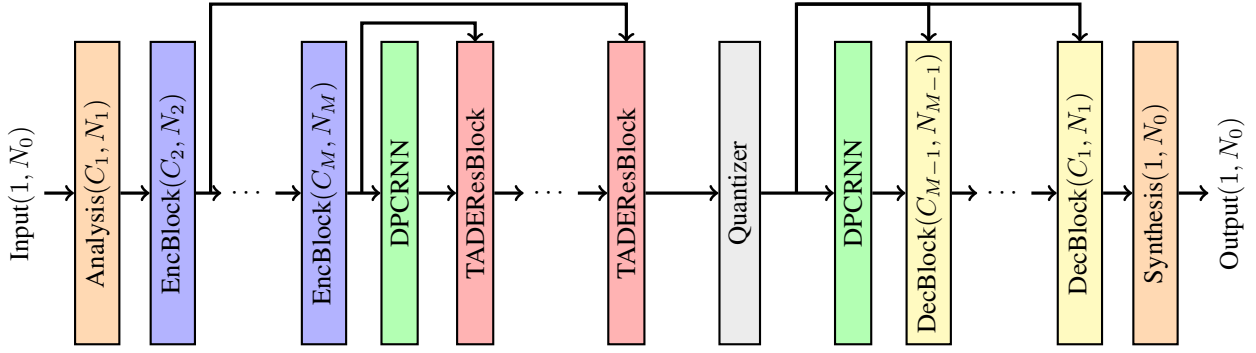


Fig. 4. Proposed neural speech codec architecture: Variables in brackets denote the output channels and number of output samples/frames.

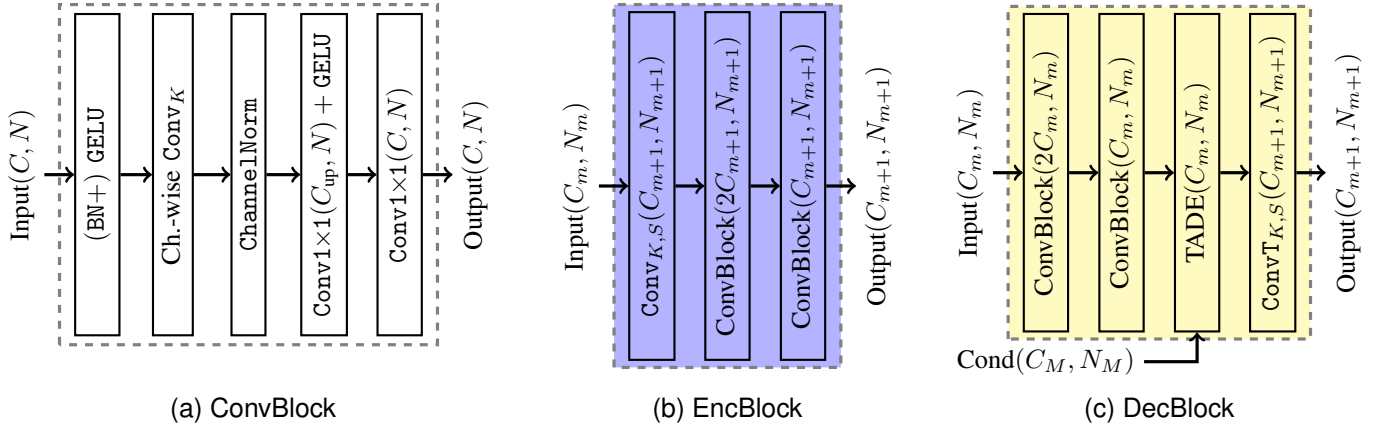


Fig. 5. Convolutional network blocks: (a) Design of ConvBlocks (BN is not used for the EncBlocks) used in the (b) EncBlocks and (c) DecBlocks.

and conditioned on the outputs of the encoder blocks. The obtained quantized latent is processed by a decoder roughly symmetrical to the encoder, starting with a DPCRNN and followed by decoder blocks upsampling the latent successively. Here, each decoder block is conditioned on the quantized latent realizing a styling transform similar to StyleMelGAN [40]. The output of the final decoder block is processed by a synthesis block (symmetric to the analysis block) to reconstruct the time-domain signal waveform, where the inverse STFT is preprocessed by the expansion

$$|\hat{S}_{f,n}|^{\frac{1}{\alpha}} e^{j\angle \hat{S}_{f,n}}. \quad (30)$$

### B. Encoder Block

Each encoder block potentially downsamples the input signal by a strided convolutional layer that may also adjust the number of channels. The result is further processed by two ConvBlocks where the first one doubles the number of channels and the second restores the number of input channels again. Both ConvBlocks do not alter the time resolution.

Each ConvBlock applies a GELU activation to the input (for the encoder blocks, no Batch Normalization BN is used), which is followed by a channel-wise convolution with kernel size  $K$  and same number of output channels  $C$ . Then, ChannelNorm is followed by a Conv $1 \times 1$  increasing the channels to  $C_{\text{up}}$  and a GELU activation. Finally, the channels are again changed to the number of input channels by another Conv $1 \times 1$ .

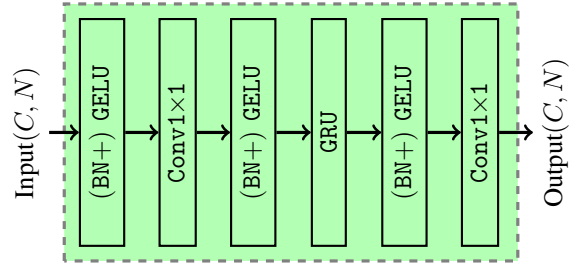


Fig. 6. DPCRNN network block (BN is not used on encoder side).

### C. DPCRNN

The DPCRNN normalizes the input by BN (only on decoder side, on encoder side all BN are dropped) and applies a GELU activation. Channels are shuffled by Conv $1 \times 1$  and the result is normalized by BN and activated by GELU. A GRU layer is used for modeling temporal context, which is followed by another BN, GELU and Conv $1 \times 1$ .

### D. TADE and TADEResBlock

The encoder output is styled by a sequence of TADEResBlocks that are conditioned on the outputs of the EncBlocks. The input of the TADEResBlock is styled by a TADE layer [40] and activated by softmax-gated tanh activation, i.e., is processed in parallel by conv layers one with softmax and the other one with tanh activation where the results are multiplied



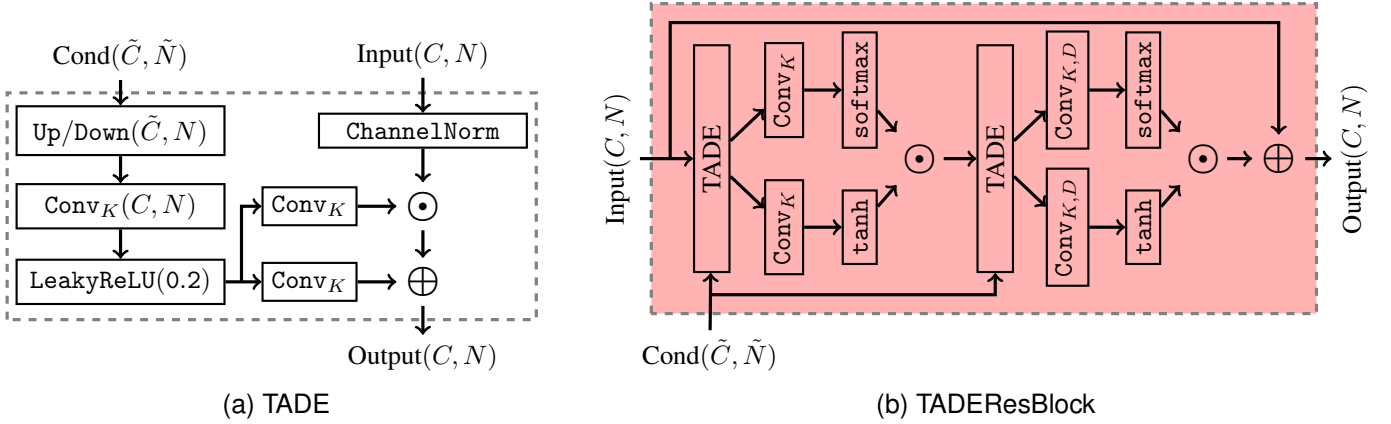


Fig. 7. (a) The TADE layer is a component of the DecBlocks as well for the (b) TADEResBlock, which consists of two TADE layers with gated activations and a residual connection.

together. This structure is repeated where the conv layers of the gated activation are now parameterized with dilation. Both structures together are then realized as a ResBlock.

The Temporal Adaptive DEnormalization (TADE) layer is a building block of the TADEResBlocks as well as for the DecBlocks. It normalizes the input by ChannelNorm and adjusts it by an affine transform. The scale and shift parameters of the affine transform are learned from a conditioning signal that is preprocessed by up- or downsampling and a conv layer activated by LeakyReLU. From this, feature-wise scale and shift parameters are calculated by conv layers.

### E. Decoder Block

Similar as in StyleMelGAN [40] the latent is styled by a sequence of decoder network blocks conditioned on the quantized latent. Similar to the EncBlocks, the signal is processed by two ConvBlocks, where the first one doubles the input channels and the second restores the number of input channels again. Differently to its use in the EncBlocks, the ConvBlocks in the DecBlocks use BN. The output of the ConvBlocks is styled by a TADE layer conditioned on the quantized latent. Finally, a transposed conv layer ConvT upsamples the signal.

### F. Losses

For training the neural speech codec, we use several loss functions including a reconstruction loss operating in the STFT domain. Here, we denote the STFT representation of the target signal by  $\mathbf{S}_i \in \mathbb{C}^{F_i \times N_i}$  and the STFT of the generated signal by  $\hat{\mathbf{S}}_i \in \mathbb{C}^{F_i \times N_i}$ . We compare multiple STFT representations with the reconstruction loss at different resolutions which are denoted by  $i \in \mathcal{R}$ . With these definitions, the reconstruction loss is denoted as [41]

$$\mathcal{L}_{\text{rec}} = \frac{1}{|\mathcal{R}|} \sum_{i \in \mathcal{R}} \mathbb{E}_{p(\mathbf{x})} \left[ \mathcal{L}_{\text{MSE}}(\mathbf{S}_i, \hat{\mathbf{S}}_i) + \mathcal{L}_{\text{mag}}(\mathbf{S}_i, \hat{\mathbf{S}}_i) \right], \quad (31)$$

with the relative MSE loss component

$$\mathcal{L}_{\text{MSE}}(\mathbf{S}_i, \hat{\mathbf{S}}_i) = \frac{\|\mathbf{S}_i - \hat{\mathbf{S}}_i\|_F}{\|\mathbf{S}_i\|_F} \quad (32)$$

and the logarithmic absolute error component

$$\mathcal{L}_{\text{mag}}(\mathbf{S}_i, \hat{\mathbf{S}}_i) = \left\| \log \mathbf{S}_i - \log \hat{\mathbf{S}}_i \right\|_{1,1}. \quad (33)$$

Here,  $\|\cdot\|_{1,1}$  denotes the sum of absolute values of matrix elements, i.e., corresponding to an  $\ell_1$  loss, respectively.

We use an ensemble of three identical but differently initialized discriminators  $D_k$ ,  $k \in \{1, 2, 3\}$  based on the discriminator architecture proposed in the MelGAN paper [42]. The adversarial loss component for training the generator G, i.e., the neural speech codec, was based on the Least Squares (LS) GAN loss [43]

$$\mathcal{L}_{\text{adv}} = \mathbb{E}_{p(\mathbf{x})} \left[ \sum_{k=1}^3 (D_k(G(\mathbf{x})) - 1)^2 \right]. \quad (34)$$

By learning to distinguish between unprocessed and coded items, the discriminator extracts meaningful intermediate feature representations  $D_k^{(j)}(\mathbf{x})$ , that are compared in an additional feature matching loss

$$\mathcal{L}_{\text{feat}} = \frac{1}{3J} \mathbb{E}_{p(\mathbf{x})} \left[ \sum_{k=1}^3 \sum_{j=1}^J \left\| D_k^{(j)}(\mathbf{x}) - D_k^{(j)}(G(\mathbf{x})) \right\|_{1,1} \right]. \quad (35)$$

Here,  $j \in \{1, \dots, J\}$  indexes the intermediate feature representation.

Finally, all discussed loss functions are combined to the training loss  $\mathcal{L}$  by a weighted sum

$$\mathcal{L}_{\text{Gen}} = \lambda_{\text{rec}} \mathcal{L}_{\text{rec}} + \lambda_{\text{adv}} \mathcal{L}_{\text{adv}} + \lambda_{\text{feat}} \mathcal{L}_{\text{feat}}. \quad (36)$$

Here,  $\lambda_{\text{rec}}$ ,  $\lambda_{\text{adv}}$  and  $\lambda_{\text{feat}}$  are nonnegative weighting factors. Note that for VQ we may have an additional commitment loss term in (36).

The discriminator is also trained with an LS GAN loss, corresponding to

$$\mathcal{L}_{\text{Disc}} = \mathbb{E}_{p(\mathbf{x})} \left[ \sum_{k=1}^3 (D_k(\mathbf{x}) - 1)^2 + (D_k(G(\mathbf{x})))^2 \right]. \quad (37)$$



Block index $m$	1	2	3	4	5	6
Kernel size $K$	7	5	5	5	3	3
Num. channels $C$	256	128	64	64	32	32
Stride $S$	1	1	1	1	1	2

TABLE I

PARAMETERS USED FOR EXPERIMENTS WITH THE PROPOSED NEURAL SPEECH CODEC.

## V. EXPERIMENTS

In the following, we present experimental results for the proposed quantization method and the proposed neural speech codec.

### A. Experimental Setup

The proposed neural speech codec was trained with the full VCTK dataset comprising 44 hours [44] and 260 hours of clean speech signals from the LibriTTS dataset [45]. All processing is done at a sampling rate of 16 kHz. Both neural codec and discriminator are trained for 700 k iterations on 2 s long signal chunks with the AdamW optimizer [46], a learning rate of 0.001, a batch size of  $B = 128$  and an annealed cosine learning rate scheduler with a linear warm up phase. The training is performed in two phases: In a first phase, the codec is trained without discriminator ( $\lambda_{\text{adv}} = \lambda_{\text{feat}} = 0$ ) and  $\lambda_{\text{rec}} = 1$  (see (36)). After 100 epochs, the discriminator enters training by setting  $\lambda_{\text{adv}} = 1$   $\lambda_{\text{feat}} = 10$ . For realizing the analysis transform, we use for the STFT a Hann window of 320 samples length and 160 samples shift. The resulting signal blocks are zero-padded to an FFT length of 512 samples. The proposed neural speech codec is parameterized according to Tab. I in the following experiments.

We use a test set compiled from various sources (including the ITU Standard P.501 (20/05), ETSI TS 103 281 Annex E and the NTT dataset), which comprises 28 items from English speakers (evenly split between female and male) which is chosen to be diverse in speaking style, content and speaker identity. For objective evaluation, we use VisQol [47] and ESTOI [48] where larger values correspond to better performance as objective measures. Furthermore, we employ NOMAD [49] where we only evaluate matching generated and ground truth signals (full-reference mode). Here, lower values correspond to superior performance. In our assessment, NOMAD reflected the perceived audio quality best.

To assess perceived signal quality, we performed crowd-sourced listening test with naive listeners according to the P.808 standard [50] with AWS Mechanical Turk. All conditions of the listening tests produce wide-band speech at 16 kHz. The listeners are post screened according to trap questions and their scoring of the Modulated Noise Reference Unit (MNRU) conditions, i.e., anchor signals artificially generated with controlled degradations.

### B. Ablation Study

In order to show the impact of different building blocks of the proposed model, we perform an ablation study where we train different variants of the model at 1.5 kbps with an PSQ

	Default	No DPCRNN	No skips	No styling
Params. in millions	3.61	3.59	3.33	2.33
MMACs	343	343	330	216

TABLE II

NUMBER OF PARAMETERS AND COMPLEXITY IN MMACs FOR ALL MODELS OF THE ABLATION STUDY.

realized with noise addition and omit a model building block one at a time. More specifically, we remove the DPCRNN blocks ('no DPCRNN'), the TADEResBlocks for styling the latent ('no skips') and the TADE blocks for styling the decoder ('no styling') individually for each model variant. The results in terms of VisQol, ESTOI and NOMAD can be found in Fig. 8. The impact of the DPCRNN and the styling of the latent is not significant in terms of VisQol and ESTOI. However, in terms of NOMAD a clear improvement can be seen by adding these network components. The styling of the decoder has a significant impact on the quality of the generated speech as can be seen by all of the evaluated objective measures. The influence of the evaluated building blocks may seem small at first sight, but when related to the number of additional DNN parameters and computational complexity shown in Tab. II it can be considered as a good price-performance ratio: While the additional number of parameters and computational complexity stemming from the DPCRNNs is negligible (it even vanished by rounding in the values presented in Tab. II), the additional computational cost by the TADEResBlocks is significant but minor. Hence, adding a bit of complexity increases the resulting quality a bit. For styling the decoder by TADE layers, significant complexity has to be spent which also yields to more pronounced differences in speech quality.

### C. Comparison of Quantizers

In the following, we compare the different quantization approaches discussed in this paper, i.e., Noise SQ, ST SQ and VQ. All models are trained end-to-end with the mentioned quantizer. For completeness, we also evaluate dithered quantization (cf. (11)) on the model trained with Noise SQ. Note that the latent of the Noise SQ model and the latent of the same model evaluated with dithered quantization may follow the same distribution (see Sec. III-B2 for this discussion) but the particular realizations during evaluation may differ causing a training-test mismatch.

The results of the corresponding listening test comprising 22 listeners (corresponding to 88 votes per condition) can be seen in Fig. 9: The performance of Noise SQ, ST SQ and VQ does not show significant differences, i.e., despite the simpler implementation, the SQ-based methods perform as well as the VQ approach. Dithered quantization performs worse than the other approaches which is to be attributed to the mentioned training-inference mismatch. However, the performance does not drop too much suggesting that the latent representation learned with Noise SQ is smooth allowing for random perturbation without sacrificing reconstruction quality completely.

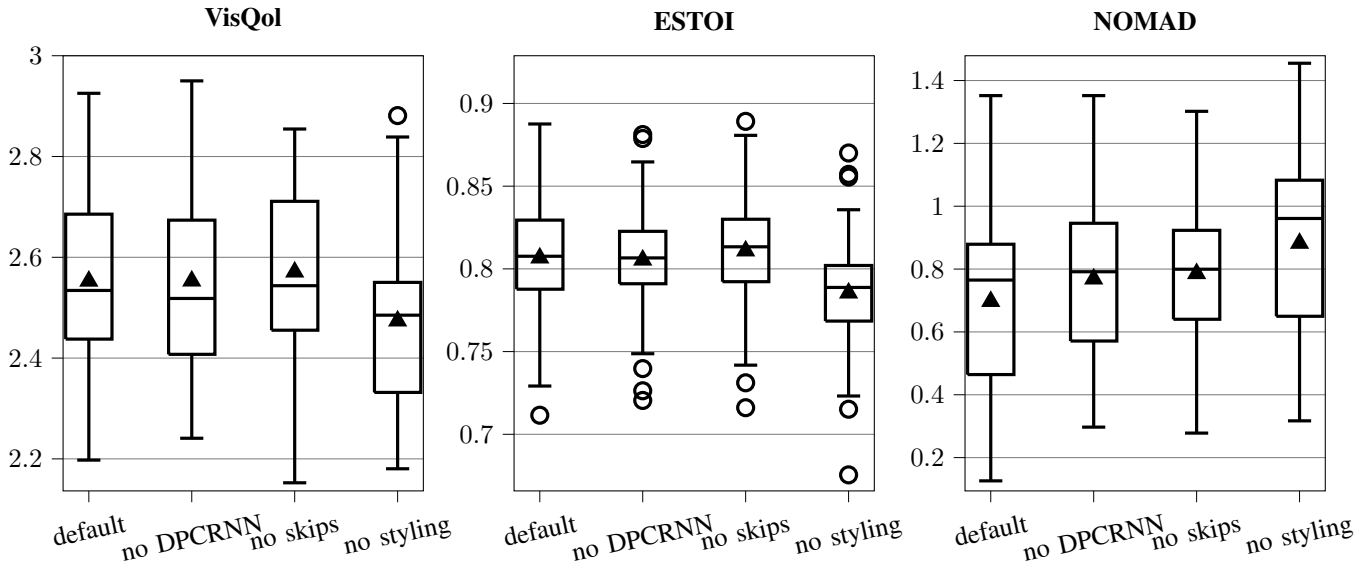


Fig. 8. Results of the ablation study at 1.5 kbps in terms of VisQol ( $\uparrow$ ), ESTOI ( $\uparrow$ ) and NOMAD ( $\downarrow$ ). The black filled triangles mark the mean of the results.

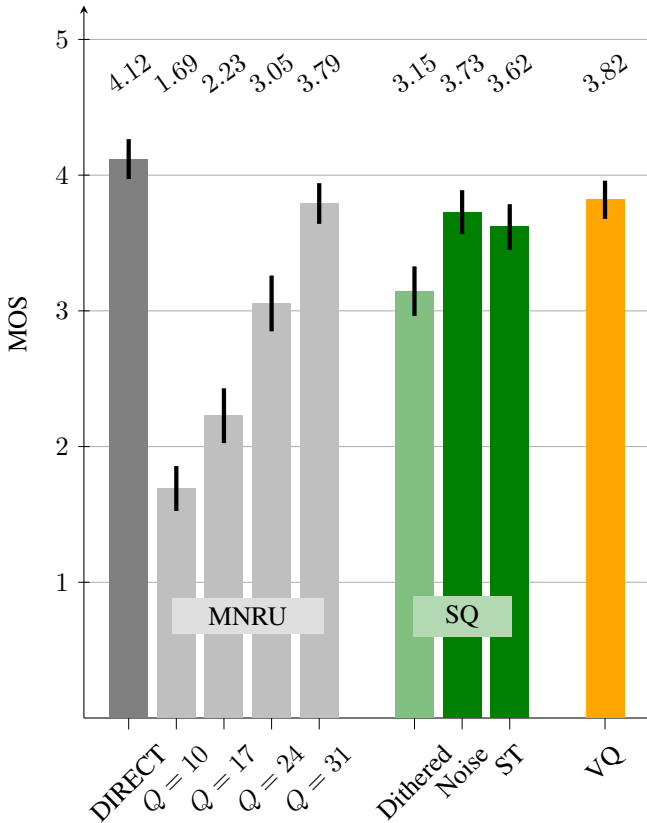


Fig. 9. P.808 ACR test results (including 22 listeners) comparing the different discussed quantization techniques. The values on top represent the mean and the black lines the confidence intervals of the results.

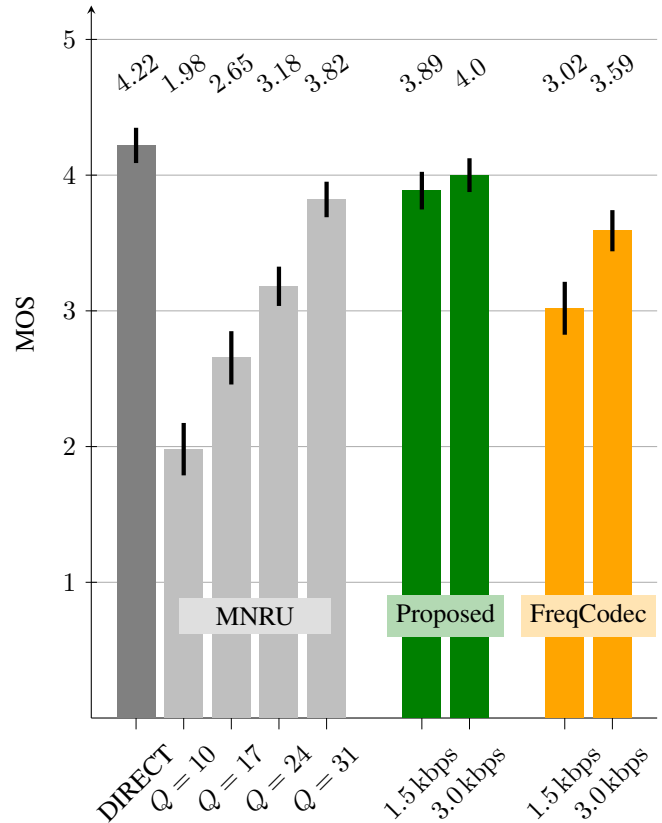


Fig. 10. P.808 ACR test results (including 19 listeners) comparing the proposed STFT-based codec with FreqCodec [20]. The values on top represent the mean and the black lines the confidence intervals of the results.

*D. Comparison with Baseline*

Finally, we compare our proposed neural speech codec based on Noise SQ with the state of the art. As a method from the literature that also operates in the STFT domain, we choose FreqCodec [20] which relies on a VQ. For a reasonable comparison with our method, we use the model

termed M6 in the paper which has 0.52 million parameters and is of 340MMACs complexity, i.e., the complexity of both models matches almost perfectly (cf. Tab. II), but our model has more parameters. On the other side, FreqCodec is not causal, i.e., introduces significant algorithmic latency compared to our causal model. For a fair comparison, we

trained the FreqCodec model with the same data set and the code and recipes provided by the authors which gave the same performance or even a slight improvement relative to the available pretrained models (evaluated by casual listening).

The results of the corresponding listening test comprising 21 listeners (corresponding to 84 votes per condition) is shown in Fig. 10, where the proposed neural speech codec at 1.5 kbps performs almost a full MOS point better than the corresponding baseline. For 3.0 kbps the difference between the models is reduced but the proposed model still outperforms the baseline by a half MOS point. Hence, the proposed method significantly outperforms the baseline even given the fact that it is fully causal.

## VI. CONCLUSION

In this paper, we proposed the use of simple SQ-based quantization techniques for neural audio coding and gave an in-depth analysis of the proposed techniques. In particular, we showed relations to VQ, VAEs, regularization and dithered quantization. Furthermore, we proposed a model that is able to produce high-quality speech at very low complexity. This work also shows the potential of STFT-based neural audio codecs, which are underrepresented in the literature so far. In experiments we showed that the proposed simple SQ-based quantization techniques perform similar to VQ and that the proposed method outperforms a recent baseline of same complexity by a large margin.

## REFERENCES

- [1] D. O'Shaughnessy, "Review of methods for coding of speech signals," *EURASIP Journal on Audio, Speech, and Music Processing*, vol. 2023, no. 1, p. 8, Feb. 2023.
- [2] Z. Zhao, H. Liu, and T. Fingscheidt, "Convolutional Neural Networks to Enhance Coded Speech," *IEEE/ACM Transactions on Audio, Speech, and Language Processing*, vol. 27, no. 4, pp. 663–678, Apr. 2019.
- [3] S. Korse, K. Gupta, and G. Fuchs, "Enhancement of Coded Speech Using a Mask-Based Post-Filter," in *ICASSP 2020 - 2020 IEEE International Conference on Acoustics, Speech and Signal Processing (ICASSP)*, Barcelona, Spain, May 2020, pp. 6764–6768.
- [4] A. Biswas and D. Jia, "Audio Codec Enhancement with Generative Adversarial Networks," Jan. 2020, arXiv:2001.09653 [eess].
- [5] S. Korse, N. Pia, K. Gupta, and G. Fuchs, "PostGAN: A GAN-Based Post-Processor to Enhance the Quality of Coded Speech," in *ICASSP 2022 - 2022 IEEE International Conference on Acoustics, Speech and Signal Processing (ICASSP)*, Singapore, Singapore, May 2022, pp. 831–835.
- [6] J. Bütthe, A. Mustafa, J.-M. Valin, K. Helwani, and M. M. Goodwin, "NoLACE: Improving Low-Complexity Speech Codec Enhancement Through Adaptive Temporal Shaping," Jan. 2024, arXiv:2309.14521 [cs, eess].
- [7] W. B. Kleijn, F. S. C. Lim, A. Luebs, J. Skoglund, F. Stimberg, Q. Wang, and T. C. Walters, "Wavenet based low rate speech coding," Dec. 2017, arXiv:1712.01120 [cs, eess].
- [8] J. Klejsa, P. Hedelin, C. Zhou, R. Fejgin, and L. Villemoes, "High-quality speech coding with SampleRNN," Nov. 2018, arXiv:1811.03021 [cs, eess].
- [9] C. Gărbacea, A. v. d. Oord, Y. Li, F. S. C. Lim, A. Luebs, O. Vinyals, and T. C. Walters, "Low Bit-Rate Speech Coding with VQ-VAE and a WaveNet Decoder," in *ICASSP 2019 - 2019 IEEE International Conference on Acoustics, Speech and Signal Processing (ICASSP)*, May 2019, pp. 735–739, arXiv:1910.06464 [cs, eess, stat].
- [10] R. Fejgin, J. Klejsa, L. Villemoes, and C. Zhou, "Source coding of audio signals with a generative model," Jan. 2020, arXiv:2001.09847 [eess].
- [11] J.-M. Valin and J. Skoglund, "LPCNet: Improving Neural Speech Synthesis Through Linear Prediction," Feb. 2019, arXiv:1810.11846 [cs, eess].
- [12] —, "A Real-Time Wideband Neural Vocoder at 1.6 kb/s Using LPCNet," Jun. 2019, arXiv:1903.12087 [cs, eess].
- [13] A. Mustafa, J. Buthe, S. Korse, K. Gupta, G. Fuchs, and N. Pia, "A Streamwise Gan Vocoder for Wideband Speech Coding at Very Low Bit Rate," in *2021 IEEE Workshop on Applications of Signal Processing to Audio and Acoustics (WASPAA)*, New Paltz, NY, USA, Oct. 2021, pp. 66–70.
- [14] S. Kankanahalli, "End-to-End Optimized Speech Coding with Deep Neural Networks," Jul. 2021, arXiv:1710.09064 [cs, eess].
- [15] N. Zeghidour, A. Luebs, A. Omran, J. Skoglund, and M. Tagliasacchi, "SoundStream: An End-to-End Neural Audio Codec," Jul. 2021, arXiv:2107.03312 [cs, eess]. [Online]. Available: <http://arxiv.org/abs/2107.03312>
- [16] J. Casebeer, V. Vale, U. Isik, J.-M. Valin, R. Giri, and A. Krishnaswamy, "Enhancing into the codec: Noise Robust Speech Coding with Vector-Quantized Autoencoders," Feb. 2021, arXiv:2102.06610 [cs, eess].
- [17] N. Pia, K. Gupta, S. Korse, M. Multrus, and G. Fuchs, "NESC: Robust Neural End-2-End Speech Coding with GANs," Jul. 2022, arXiv:2207.03282 [cs, eess].
- [18] A. Défossez, J. Copet, G. Synnaeve, and Y. Adi, "High Fidelity Neural Audio Compression," Oct. 2022, arXiv:2210.13438 [cs, eess, stat]. [Online]. Available: <http://arxiv.org/abs/2210.13438>
- [19] R. Kumar, P. Seetharaman, A. Luebs, I. Kumar, and K. Kumar, "High-Fidelity Audio Compression with Improved RVQGAN," Oct. 2023, arXiv:2306.06546 [cs, eess].
- [20] Z. Du, S. Zhang, K. Hu, and S. Zheng, "FunCodec: A Fundamental, Reproducible and Integrable Open-source Toolkit for Neural Speech Codec," Oct. 2023, arXiv:2309.07405 [cs, eess]. [Online]. Available: <http://arxiv.org/abs/2309.07405>
- [21] Y.-C. Wu, I. D. Gebru, D. Marković, and A. Richard, "AudioDec: An Open-source Streaming High-fidelity Neural Audio Codec," in *ICASSP 2023 - 2023 IEEE International Conference on Acoustics, Speech and Signal Processing (ICASSP)*, Jun. 2023, pp. 1–5, arXiv:2305.16608 [eess].
- [22] Y. Chen, S. Yang, N. Hu, L. Xie, and D. Su, "TeNC: Low Bit-Rate Speech Coding with VQ-VAE and GAN," in *Companion Publication of the 2021 International Conference on Multimodal Interaction*. Montreal QC Canada: ACM, Oct. 2021, pp. 126–130.
- [23] X. Jiang, X. Peng, C. Zheng, H. Xue, Y. Zhang, and Y. Lu, "End-to-End Neural Speech Coding for Real-Time Communications," Feb. 2022, arXiv:2201.09429 [cs, eess].
- [24] Y. Ai, X.-H. Jiang, Y.-X. Lu, H.-P. Du, and Z.-H. Ling, "APCodec: A Neural Audio Codec with Parallel Amplitude and Phase Spectrum Encoding and Decoding," Feb. 2024, arXiv:2402.10533 [cs, eess].
- [25] H. Yang, I. Jang, and M. Kim, "Generative De-Quantization for Neural Speech Codec via Latent Diffusion," Nov. 2023, arXiv:2311.08330 [cs, eess].
- [26] R. San Roman, Y. Adi, A. Deleforge, R. Serizel, G. Synnaeve, and A. Défossez, "From Discrete Tokens to High-Fidelity Audio Using Multi-Band Diffusion," in *Advances in Neural Information Processing Systems 36*, 2023.
- [27] A. v. d. Oord, O. Vinyals, and K. Kavukcuoglu, "Neural Discrete Representation Learning," May 2018, arXiv:1711.00937 [cs]. [Online]. Available: <http://arxiv.org/abs/1711.00937>
- [28] D. Petermann, S. Beack, and M. Kim, "HARP-Net: Hyper-Autoencoded Reconstruction Propagation for Scalable Neural Audio Coding," Jul. 2021, arXiv:2107.10843 [cs, eess].
- [29] X. Jiang, X. Peng, H. Xue, Y. Zhang, and Y. Lu, "Cross-Scale Vector Quantization for Scalable Neural Speech Coding," Jul. 2022, arXiv:2207.03067 [cs, eess].
- [30] L. Xu, J. Jiang, D. Zhang, X. Xia, L. Chen, Y. Xiao, P. Ding, S. Song, S. Yin, and F. Sohel, "An Intra-BRNN and GB-RVQ Based END-TO-END Neural Audio Codec," Feb. 2024, arXiv:2402.01271 [cs, eess].
- [31] J. Balle, P. A. Chou, D. Minnen, S. Singh, N. Johnston, E. Agustsson, S. J. Hwang, and G. Toderici, "Nonlinear Transform Coding," *IEEE Journal of Selected Topics in Signal Processing*, vol. 15, no. 2, pp. 339–353, Feb. 2021.
- [32] F. Mentzer, D. Minnen, E. Agustsson, and M. Tschannen, "Finite Scalar Quantization: VQ-VAE Made Simple," Oct. 2023, arXiv:2309.15505 [cs]. [Online]. Available: <http://arxiv.org/abs/2309.15505>
- [33] K. Zhen, J. Sung, M. S. Lee, S. Beack, and M. Kim, "Scalable and Efficient Neural Speech Coding: A Hybrid Design," *IEEE/ACM Transactions on Audio, Speech, and Language Processing*, vol. 30, pp. 12–25, 2022.
- [34] W. Liu, W. Xiao, M. Wang, S. Yang, Y. Shi, Y. Kang, D. Su, S. Shang, and D. Yu, "A High Fidelity and Low Complexity Neural Audio Coding," Oct. 2023, arXiv:2310.10992 [cs, eess].

- [35] A. Gersho and R. M. Gray, *Vector quantization and signal compression*, ser. The Kluwer international series in engineering and computer science. Kluwer, 1991, vol. 159.
- [36] L. R. Rabiner and R. W. Schafer, *Theory and applications of digital speech processing*, 1st ed. Upper Saddle River, NJ: Pearson Higher Education, 2011.
- [37] T. Lookabaugh and R. Gray, “High-resolution quantization theory and the vector quantizer advantage,” *IEEE Transactions on Information Theory*, vol. 35, no. 5, pp. 1020–1033, 1989.
- [38] R. Gray and T. Stockham, “Dithered quantizers,” *IEEE Transactions on Information Theory*, vol. 39, no. 3, pp. 805–812, May 1993.
- [39] D. P. Kingma and M. Welling, “Auto-Encoding Variational Bayes,” Dec. 2022, arXiv:1312.6114 [cs, stat].
- [40] A. Mustafa, N. Pia, and G. Fuchs, “StyleMelGAN: An Efficient High-Fidelity Adversarial Vocoder with Temporal Adaptive Normalization,” in *ICASSP 2021 - 2021 IEEE International Conference on Acoustics, Speech and Signal Processing (ICASSP)*. Toronto, ON, Canada: IEEE, Jun. 2021, pp. 6034–6038.
- [41] R. Yamamoto, E. Song, and J.-M. Kim, “Parallel WaveGAN: A fast waveform generation model based on generative adversarial networks with multi-resolution spectrogram,” Feb. 2020, arXiv:1910.11480 [cs, eess].
- [42] K. Kumar, R. Kumar, T. de Boissiere, L. Gestin, W. Z. Teoh, J. Sotelo, A. de Brebisson, Y. Bengio, and A. Courville, “MelGAN: Generative Adversarial Networks for Conditional Waveform Synthesis,” Dec. 2019, arXiv:1910.06711 [cs, eess].
- [43] X. Mao, Q. Li, H. Xie, R. Y. K. Lau, Z. Wang, and S. P. Smolley, “Least Squares Generative Adversarial Networks,” Apr. 2017, arXiv:1611.04076 [cs].
- [44] C. Veaux, J. Yamagishi, and K. MacDonald, “SUPERSEDED - CSTR VCTK Corpus: English Multi-speaker Corpus for CSTR Voice Cloning Toolkit,” 2017. [Online]. Available: <https://datashare.ed.ac.uk/handle/10283/2651>
- [45] H. Zen, V. Dang, R. Clark, Y. Zhang, R. J. Weiss, Y. Jia, Z. Chen, and Y. Wu, “LibriTTS: A Corpus Derived from LibriSpeech for Text-to-Speech,” Apr. 2019, arXiv:1904.02882 [cs, eess].
- [46] I. Loshchilov and F. Hutter, “Decoupled Weight Decay Regularization,” Jan. 2019, arXiv:1711.05101 [cs, math].
- [47] M. Chinen, F. S. C. Lim, J. Skoglund, N. Gureev, F. O’Gorman, and A. Hines, “ViSQOL v3: An Open Source Production Ready Objective Speech and Audio Metric,” Apr. 2020, arXiv:2004.09584 [cs, eess].
- [48] J. Jensen and C. H. Taal, “An Algorithm for Predicting the Intelligibility of Speech Masked by Modulated Noise Maskers,” *IEEE/ACM Transactions on Audio, Speech, and Language Processing*, vol. 24, no. 11, pp. 2009–2022, Nov. 2016.
- [49] A. Ragano, J. Skoglund, and A. Hines, “NOMAD: Unsupervised Learning of Perceptual Embeddings For Speech Enhancement and Non-Matching Reference Audio Quality Assessment,” in *IEEE International Conference on Acoustics, Speech and Signal Processing (ICASSP)*, Seoul, Korea, Republic of, Apr. 2024, pp. 1011–1015.
- [50] “Recommendation ITU-T P.808: Subjective evaluation of speech quality with a crowdsourcing approach,” Jun. 2021.