

When factorization meets argumentation: towards argumentative explanations

Jinfeng Zhong¹, Elsa Negre²

¹Paris-Dauphine University, PSL Research Universities, CEREMADE, 75016 Paris, France

²Paris-Dauphine University, PSL Research Universities, LAMSADE, 75016 Paris, France
jinfeng.zhong@dauphine.eu, elsa.negre@lamsade.dauphine.fr

Abstract

Factorization-based models have gained popularity since the Netflix challenge (2007). Since that, various factorization-based models have been developed and these models have been proven to be efficient in predicting users' ratings towards items. A major concern is that explaining the recommendations generated by such methods is non-trivial because the explicit meaning of the latent factors they learn are not always clear. In response, we propose a novel model that combines factorization-based methods with argumentation frameworks (AFs). The integration of AFs provides clear meaning at each stage of the model, enabling it to produce easily understandable explanations for its recommendations. In this model, for every user-item interaction, an AF is defined in which the features of items are considered as arguments, and the users' ratings towards these features determine the strength and polarity of these arguments. This perspective allows our model to treat feature attribution as a structured argumentation procedure, where each calculation is marked with explicit meaning, enhancing its inherent interpretability. Additionally, our framework seamlessly incorporates side information, such as user contexts, leading to more accurate predictions. We anticipate at least three practical applications for our model: creating explanation templates, providing interactive explanations, and generating contrastive explanations. Through testing on real-world datasets, we have found that our model, along with its variants, not only surpasses existing argumentation-based methods but also competes effectively with current context-free and context-aware methods.

1 Introduction

Factorization-based models have risen to prominence since the Netflix challenge in 2007 (Bennett, Lanning, and others, 2007). Matrix Factorization (MF) (Koren, Bell, and Volinsky, 2009) simplifies users' preferences into the dot product of user and item embeddings. A multitude of factorization-based models have emerged post-Netflix challenge (Rendle, 2010; He and Chua, 2017; Xiao et al., 2017; He et al., 2017). However, the interpretations of the learned latent factors are often non-trivial, and the incorporation of Multi-Layer Perceptron (MLP) layers into factorization models adds to their opacity. This complexity complicates the process of discerning users' preferences for specific item attributes. Consequently, elucidating the rationale behind the recommendations made by these models is not straightforward.

Finding “relevant-user” is the common strategy applied to explain recommendations generated by factorization-based recommender techniques. Indeed, users usually have little knowledge (e.g. the items other users have interacted with before) about “relevant-user”, which could hinder the trustworthiness of explanations (Zhang, Chen, and others, 2020). At the same time, using other users' interactions may lead to privacy concerns. A critical research question thus arises: How can we leverage the predictive strength of factorization-based models while ensuring the explainability of their recommendations?

In another line of research, argumentation framework (AF) has been applied to enhance the explainability of Artificial Intelligence (AI) (Vassiliades, Bassiliades, and Patkos, 2021). AF can graphically represent the decision-making process, the predefined properties help to reason how to reach the best decisions (Vassiliades, Bassiliades, and Patkos, 2021). AF also includes ways to define weighted arguments and dialectical relations between arguments, which contain meanings to decide how strong and acceptable these arguments are (Čyras et al., 2021). In the domains of RSs, there have been several works (Rago, Cocarascu, and Toni, 2018; Rago et al., 2021, 2020) that build explainable RSs through AF. However, the performances are limited and generating explanation require extracting sub-graphs. We will review these works in Section 2.2.

In this work, we aim to build a factorization-based model that can provide model-intrinsic explanations. To this end, we propose Context-Aware Feature-Attribution Through Argumentation (CA-FATA). The key idea of CA-FATA is that users' ratings towards items depend on items' attributes. For example, in movie recommendation, movies' attributes mainly include actors, genres, and directors. The importance of attribute types varies across users. Some users may have a special preference for certain genres of movies, while some users may prefer movies starred by certain actors. Therefore it is important to capture this difference to accurately model users' preferences. CA-FATA computes the importance of different attribute types. The importance is further applied to compute users' ratings towards item attributes. Users' ratings towards different item attributes are weighted by the importance of attribute types and are aggregated to compute the final ratings towards items. We define an interaction-tailored AF where attributes of items

are arguments and users’ ratings towards attributes are the strength of these arguments, these arguments may support, attack or neutralize users’ ratings towards items depending on users’ ratings. This means that the computation of CA-FATA is endowed with explicit meaning, therefore, the prediction of ratings can be traced, which leads to model-intrinsic explanations. Moreover, our framework integrates auxiliary data, like user contexts¹. The motivation is that users’ preferences vary across contexts Adomavicius and Tuzhilin (2011). We believe that context is also crucial in AFs, as certain arguments that are considered “good” in one context may become less accurate in another context. Therefore, it is important to leverage contexts when applying argumentation (Teze, Godo, and Simari, 2018; García and Simari, 2004). Further theoretical analyses indicate that the strength function of arguments under the AF for each user-item interaction satisfies two desired properties *Weak balance* (Baroni, Rago, and Toni, 2018) and *Weak monotonicity* (Baroni, Rago, and Toni, 2019), allowing to derive intuitive explanations in an argumentative way. We foresee three key applications for our framework: toy templates for explanations, offering interactive explanations, and producing contrastive explanations. Empirical evaluations using real-world datasets demonstrate that our model and its variants outperform existing argumentation-based approaches (Rago, Cocarascu, and Toni, 2018; Rago et al., 2020) and are competitive with prevailing context-free and context-aware methods.

The following of this paper is organized as follows: Sections 2 and 3 introduce the key concepts in this paper; Section 4 introduces the recommender model; Section 5 presents the argumentation scaffolding and explanation application; Section 6 contains the experiments of empirical evaluation. Lastly, we conclude and propose perspectives.

2 Related work

In this section, we will review the state-of-art related to this paper.

2.1 Factorization-based methods

Factorization-based models, also known as latent factor approaches (Koren, Rendle, and Bell, 2021), aim to discover underlying features that can be utilized to forecast ratings. Latent factor models comprise pLSA (Hofmann, 2004), Latent Dirichlet Allocation (Blei, Ng, and Jordan, 2003), and matrix factorization (MF) (Koren, Bell, and Volinsky, 2009). Among these models, MF has gained popularity due to its attractive accuracy and scalability, particularly after the Netflix Prize competition (Bennett, Lanning, and others, 2007). In the following, we will compare several existing MF-based methods.

Vanilla MF (Koren, Bell, and Volinsky, 2009) is the inner product of vectors that represent users and items. Each user u is represented by a vector $\mathbf{p}_u \in \mathbb{R}^d$, each item i is represented by a vector $\mathbf{q}_i \in \mathbb{R}^d$, and $\hat{r}_{(u,i)}$ is computed by the inner product of \mathbf{p}_u and \mathbf{q}_i : $\hat{r}_{(u,i)} = \mathbf{p}_u \mathbf{q}_i^T$

¹Dey et al. Abowd et al. (1999): “Context is any information that can be used to characterize the situation of an entity.”

Factorization machine (FM) (Rendle, 2010) takes into account user-item interactions and other features, such as users’ contexts and items’ attributes. It captures the second-order interactions of the vectors representing these features, thereby enriching FM’s expressiveness. However, interactions involving less relevant features may introduce noise, as all interactions share the same weight (Xiao et al., 2017).

Neural Factorization machine (NFM) (He and Chua, 2017) is essentially derived from FM (Rendle, 2010) and extends FM with a *Bilinear Interaction*. The primary idea is that the *Bilinear Interaction* encodes the second-order interactions of vectors representing features. Subsequently, a stack of fully connected layers is incorporated to capture the high-order interactions of vectors.

Attentional Factorization Machines (AFM) (Xiao et al., 2017) captures the second-order interactions of vectors representing users, items, and other features, similar to FM. Additionally, it models the attention of each interaction using a MLP.

Factorization-based models contain a wide range of models and are a widely used approach in RSs, leveraging dimensionality reduction to identify latent features to explore observed user-item interactions. Explaining recommendations generated by factorization models is non-trivial. The latent features they identify do not have a clear, human-understandable meaning, which can make the recommendations they produce difficult to explain (Zhang, Chen, and others, 2020). Often, researchers turn to post-hoc explanation techniques to explain recommendations (Zhong and Negre, 2022b). To explain directly the recommendations, we combine factorization with argumentation, in the next subsection, we introduce the concepts related to argumentation.

2.2 Argumentation frameworks

In recent years, argumentation-based methods have gained much attention in eXplainable Artificial Intelligence (XAI) (Vassiliades, Bassiliades, and Patkos, 2021; Çyras et al., 2021). In fact, argumentation has been used to explain the decision-making process at the early stage of *Argumentation Theory* (Pavese, 2019). This is because argumentation is intuitively understandable and explainable since the relations (e.g. attack, support.) in an AF can be easily understood. With the help of AFs, the decision-making process of AI systems can be mapped into an argumentation procedure, this helps to explain step by step how a decision has been achieved (Vassiliades, Bassiliades, and Patkos, 2021). AFs have been applied to build explainable systems in many domains, such as laws (Bench-Capon, 2020), where the authors discuss the application of AF in law; medical treatment (Sassoon et al., 2019), where the authors describe a wellness consultation system based on an AF.

AFs have also been widely applied in RSs. Due to the natural explainability of argumentation, recommendations generated by argumentation-based methods are naturally explainable. Toniolo, Bowles, and others (2020) apply argumentation to build a decision-making system that can recommend medical treatment to patients suffering from multiple chronic health problems. Recommendations are justified through *Satisfiability Modulo Theories* (Barrett and Tinelli,

2018) and patients receive explanations through argumentation dialogues. Teze et al. (2015) apply Defeasible Logic Programming (DeLP) (García and Simari, 2004) to generate recommendations adapted to users’ contexts. Briguez et al. (2014) propose a movie RS through a set of predefined recommendation rules. (Rago, Cocarascu, and Toni, 2018; Rago et al., 2020) present an explainable recommendation framework called *Aspect-Item framework (A-I)*. The framework computes users’ ratings toward items in an argumentative way. More specifically, the framework can predict users’ ratings toward the attributes of items (e.g. the actors of a movie; the genres of a movie, etc.), these ratings are further aggregated to compute users’ ratings toward items. Our work is inspired by this series of works and is based on matrix factorization: we combine factorization and argumentation.

3 Preliminary

In this section, we will lay out the key definitions that will be used in the following of this paper and also the formulation of problem. To standardize the terminology used in the rest of this paper, we present the key notions in Table 1. Note that the bold font is used to represent the vectors that denote cd , cs , cf , u , t , and at .

3.1 Weak balance and weak monotonicity

The concept of *weak balance*, as defined by Rago, Cocarascu, and Toni (2018), is a generalization of the notion of “strict balance” proposed by Baroni, Rago, and Toni (2018). Similarly, the idea of *weak monotonicity*, defined by Baroni, Rago, and Toni (2019), is a generalization of the concept of “strict monotonicity” as defined by Rago et al. (2021). The two properties allow for deriving intuitive explanations in an argumentative way. Essentially, the concept of *Weak balance* concerns the impact of an argument on its affectees when the argument is the sole factor affecting them, while the idea of *Weak monotonicity* focuses on how the potency of an argument changes when one of its affecters is silenced relative to the neutral point.

Weak balance: Formally, *weak balance* can be defined as follows:

Definition 1. Given a Tripolar Argumentation Framework (TAF) $\langle \mathcal{A}, \mathcal{R}^-, \mathcal{R}^+, \mathcal{R}^0 \rangle$, $\sigma(at)$ satisfies the property of weak balance if, for any $a, b \in \mathcal{A}$:

- if $\mathcal{R}^+(rec^i) = \{at\}$, $\mathcal{R}^-(rec^i) = \emptyset$ and $\mathcal{R}^0(rec^i) = \emptyset$ then $\sigma(rec^i) > 0$;
- if $\mathcal{R}^-(rec^i) = \{at\}$, $\mathcal{R}^+(rec^i) = \emptyset$ and $\mathcal{R}^0(rec^i) = \emptyset$ then $\sigma(rec^i) < 0$;
- if $\mathcal{R}^0(rec^i) = \{at\}$, $\mathcal{R}^+(rec^i) = \emptyset$ and $\mathcal{R}^-(rec^i) = \emptyset$ then $\sigma(rec^i) = 0$.

Weak monotonicity : Formally, *weak monotonicity* is defined as follows:

Definition 2. Given two TAFs $\langle \mathcal{A}, \mathcal{R}^-, \mathcal{R}^+, \mathcal{R}^0 \rangle$ and $\langle \mathcal{A}', \mathcal{R}'^-, \mathcal{R}'^+, \mathcal{R}'^0 \rangle$, $(x, y) \in (\mathcal{R}^- \cup \mathcal{R}^+ \cup \mathcal{R}^0) \cap (\mathcal{R}'^- \cup \mathcal{R}'^+ \cup \mathcal{R}'^0)$. σ satisfies weak monotonicity at (x, y) if, as long as $\sigma(x) = 0$ in $\langle \mathcal{A}', \mathcal{R}'^-, \mathcal{R}'^+, \mathcal{R}'^0 \rangle$ and

Table 1: The key notions in this paper

Notion	Description
cf	A contextual factor
C	The contextual factors to characterize the situation of users
cd	A contextual condition
π_u^{cf}	The importance of contextual factor cf to user u
$cs = (cd_1, cd_2, cd_3, \dots)$	A contextual situation
π_u^t	The importance of type t to user u
t_i	The feature types of item i
at_i	The features of item i
at_i^t	The features of item i of type t (e.g. A movie may have several genres)
\mathcal{P}_u^{at}	The predicted rating of user u towards feature at
$\mathcal{R}^+, \mathcal{R}^-, \mathcal{R}^0$	Support, attack and neutral relations among arguments
$\mathcal{R}^-(a, b)$	Argument a attacks argument b , the same for “+” and “0”
\mathcal{A}	A set of arguments
rec^i	An argument stating “the item can be recommended to the target user”
$\mathcal{R}^+(rec^i) = \{at (at, i) \in \mathcal{R}^+\}$	The arguments (features) that support rec^i
$\mathcal{R}^-(rec^i) = \{at (at, i) \in \mathcal{R}^-\}$	The arguments (features) that attack rec^i
$\mathcal{R}^0(rec^i) = \{at (at, i) \in \mathcal{R}^0\}$	The arguments (features) that neutralize rec^i
$\langle \mathcal{A}, \mathcal{R}^-, \mathcal{R}^+, \mathcal{R}^0 \rangle$	A tripolar argumentation framework
$\sigma(a)$	The strength of argument a

$\forall z \in [(\mathcal{R}^-(y) \cup \mathcal{R}^+(y) \cup \mathcal{R}^0(y)) \cap (\mathcal{R}'^-(y) \cup \mathcal{R}'^+(y) \cup \mathcal{R}'^0(y))] \setminus \{x\}$ and for $\sigma(z) = s$ in $\langle \mathcal{A}, \mathcal{R}^-, \mathcal{R}^+, \mathcal{R}^0 \rangle$ and $\sigma(z) = s'$ in $\langle \mathcal{A}', \mathcal{R}'^-, \mathcal{R}'^+, \mathcal{R}'^0 \rangle$, $s = s'$. Then the following holds for $\sigma(y) = v$ in $\langle \mathcal{A}, \mathcal{R}^-, \mathcal{R}^+, \mathcal{R}^0 \rangle$ and $\sigma(y) = v'$ in $\langle \mathcal{A}', \mathcal{R}'^-, \mathcal{R}'^+, \mathcal{R}'^0 \rangle$

- if $x \in \mathcal{R}^-(y) \cap \mathcal{R}'^-(y)$, then $v' > v$;
- if $x \in \mathcal{R}^+(y) \cap \mathcal{R}'^+(y)$, then $v' < v$;
- if $x \in \mathcal{R}^0(y) \cap \mathcal{R}'^0(y)$, then $v' = v$.

3.2 Problem formulation

Considering the following recommendation scenario: for a target user u under a contextual situation cs . The features of an item can have positive, negative, or neutral impacts on the prediction. In this regard, the features can be viewed as arguments, along with another argument stating “the item can be recommended to the target user”, rec^i . Such a scenario can be seamlessly integrated into a TAF (Gabbay, 2016). For a user-item interaction (u, i) under cs , the TAF tailored to this interaction is a quadruple: $\langle \mathcal{A}, \mathcal{R}^-, \mathcal{R}^+, \mathcal{R}^0 \rangle$, where \mathcal{A} contains at_i (the features of item i) and rec^i . To illustrate this idea, consider the following example where $\mathcal{R}^+(at, rec^i)$ denotes that the feature at has a positive effect on the recommendation of item i . Hence, the objectives are as follows: (i) to predict the rating assigned by a target user u to a particular item i in a given contextual situation cs ; (ii) to determine the contribution of each item feature to a prediction under this contextual situation cs ; (iii) to assess the polarity of each argument (feature) in the TAF; (iv) to design the strength function of arguments that comply with the conditions of *weak balance* and *weak monotonicity* as defined above.

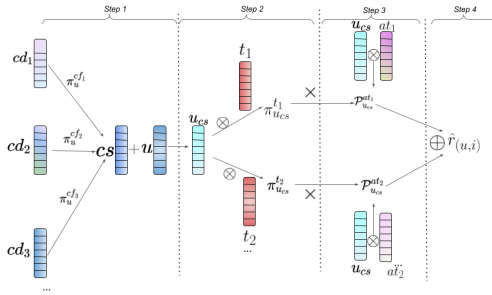


Figure 1: Illustration of the steps of CA-FATA. \mathbf{u} , \mathbf{t} , \mathbf{cf} , \mathbf{at} are vectors that represent user, feature type, contextual factor, and feature respectively; π_u^t is the importance of feature type t to user u ; π_u^{cf} is the importance of contextual factor cf to user u ; \otimes denotes the inner product operation; \times denote multiplication; \oplus denotes addition.

4 Recommender system

The core ideas of Context-Aware Feature-Attribution Through Argumentation (CA-FATA) are as follows: (i) Users’ ratings towards items depend on the features of items, which is also a fundamental concept of content-based RSs; (ii) The importance of feature types varies across users. For instance, when choosing a movie, some users may have specific preferences for certain actors while others may prefer movies of particular directors. In the former case, users pay more attention to the feature type *stars in*, while in the latter case, they accord more importance to the feature type *directs*; (iii) CA-FATA further extends this idea by noting that users’ preferences also vary across contexts (Adomavicius and Tuzhilin, 2011). In the context of movie recommendations, some users are more likely to be influenced by *companion* (e.g., with a lover or children) while others may be more likely to be influenced by *location* (e.g., home or public place); (iv) We map item-features graphs into TAFs, where features of items are regarded as arguments that may attack, support, or neutralize the recommendation of the item; (v) The dialectical relations are learned in a data-driven way and supervised by users’ past interactions with items (aka. ratings towards items).

The structure of the CA-FATA comprises four successive steps. (0) First, we calculate the representation of target users within the given contextual situation. This initial step is crucial to ensure the tailoring of users’ preferences and argument dialectical relations to the contextual circumstances. This step’s objective is to procure a distinct user representation for each target contextual situation, ensuring that feature importance for each user is also adapted to the specific context. Additionally, it assures the polarity of the arguments (item features) aligns with the target contextual situation. (1) Next, we discern the significance of feature types relative to the aforementioned contextual situation. (2) The third step involves computing the users’ ratings of item features within the contextual situation under consideration. This data then serves to delineate the dialectical relations. (3) The final step aggregates the ratings derived in the preceding step to generate users’ overall item ratings.

Computing user representation (Step 1): As illustrated

in Figure 1, the ultimate representation of a user is determined by the user’s contextual situation. In this step, our goal is to compute the representation of users that is adapted to the target contextual situation. To achieve this, we begin by computing the score of the contextual factor cf for a user u : $\beta_u^{cf} = g(\mathbf{u}, \mathbf{cf})$, where g is the inner product². After calculating the score β_u^{cf} of all contextual factors to this user,

we normalize the score: $\pi_u^{cf} = \frac{\exp(\text{LeakyReLU}(\beta_u^{cf}))}{\sum_{cf \in C} \exp(\text{LeakyReLU}(\beta_u^{cf}))}$, as described by Veličković et al. (2017) to obtain the importance of each contextual factor. The importance computed here is similar to the relevance weight introduced by Budán et al. (2020). However, unlike in these two works, where the relevance weight of the context is set empirically, in our work, the importance of the context is learned in a data-driven way. Intuitively, π_u^{cf} characterizes the extent to which user u wants to take contextual factor cf into account.

In sequence, we compute the representation of the contextual situation cs by summing up all the vectors representing contextual conditions multiplied by π_u^{cf} : $\mathbf{cs} = \sum_{cd \in cs} \pi_u^{cf} \mathbf{cd}$,

where \mathbf{cs} is the vector that denotes contextual situation cs . The next step is to aggregate the representation of contextual situation cs with the representation of user u to obtain a specific representation of user u under the contextual situation cs . To avoid having an excessive number of parameters³, we sum \mathbf{u} and \mathbf{cs} : $\mathbf{u}_{cs} = \mathbf{u} + \mathbf{cs}$. By aggregating information from a contextual situation cs and a user u , each user u gets a specific representation \mathbf{u}_{cs} under a contextual situation cs .

Computing feature type importance (Step 2):

The feature types in this paper are similar to the relations in knowledge graphs, which are directed graphs consisting of *entity-relation-entity* triplets (Hogan et al., 2021). For instance, the triplet (*HarryPotter*, *hasDirector*, *MikeNewell*) indicates that the movie *Harry Potter* is directed by *Mike Newell*. Here, *hasDirector* is a relation in the knowledge graph that pertains to movies, and in this paper, it corresponds to the feature type *director*. We quantify the score between a feature type t and a user u as proposed by Wang et al. (2019): $\beta_{u_{cs}}^t = g(\mathbf{u}_{cs}, \mathbf{t})$, where \mathbf{u}_{cs} is computed in the previous step, \mathbf{t} denotes the vector that represents feature type t . After calculating the score $\beta_{u_{cs}}^t$ of all feature importance to this user, we normalize the score:

$$\pi_{u_{cs}}^t = \frac{\exp(\text{LeakyReLU}(\beta_{u_{cs}}^t))}{\sum_{t \in t_i} \exp(\text{LeakyReLU}(\beta_{u_{cs}}^t))}$$

Computing users’ ratings towards features (Step 3):

To compute users’ ratings towards features, we adopt the inner product again: $\mathcal{P}_{u_{cs}}^{at} = g(\mathbf{u}_{cs}, \mathbf{at})$

According to Step 1 in Section 4, the representation of a user under one context differs from that under another context. As a result, the representation of user u_{cs} is specific to each context, and the importance of feature type and user’s rating towards features is also context-aware.

²Note that other functions (e.g. MLP) may be adopted, but for simplicity, we adopt the inner product.

³Note that other aggregation methods such as concatenation are also possible but more parameters are induced. We leave this exploration for future work.

Aggregating ratings towards features (Step 4): After calculating the importance of each feature type and users’ ratings towards each feature, the next step is to compute the rating of user u towards item i by computing the contribution of each feature type t using the following equation:

$$\text{contr}_t = \frac{\sum_{at \in at_i^t} \mathcal{P}_{u_{cs}}^{at}}{|at_i^t|} \quad (1)$$

where at_i^t denotes the features belong to type t of item i . Finally, u ’s rating towards i under cs is:

$$\hat{r}_{(u,i)} = \sum_{t \in t_i} \pi_{u_{cs}}^t * \text{contr}_t \quad (2)$$

where t_i denotes all the feature types of item i . We would like to highlight that the actual user u ’s rating for item i is a real number ranging between -1 and 1 , in accordance with the definitions provided in earlier works (Rago, Cocarascu, and Toni, 2018; Rago et al., 2021). Furthermore, the striking resemblance between Equation 2 and the generalized additive model (Lou, Caruana, and Gehrke, 2012) is worth noting, signifying that our model belongs to the extended family of generalized additive models. This correlation facilitates straightforward identification of each feature’s contribution, thereby achieving the first two objectives: **calculating users’ ratings for items and determining each feature’s contribution defined in Section 3.2.**

5 Explaining recommendations

In this section, we depict the details for explaining recommendations generated by CA-FATA.

5.1 Argumentation scaffolding

In the following subsection, we aim to demonstrate how the computational steps outlined in Section 4 can be accurately mapped onto an argumentation procedure. Our process begins by establishing a TAF that corresponds to each user-item interaction. This is accomplished by adhering to the steps outlined in CA-FATA. Subsequently, we delineate a strength function for arguments that aligns with both the principles of *weak balance* (Rago, Cocarascu, and Toni, 2018) and *weak monotonicity* (Rago et al., 2021). This approach paves the way for determining the contribution of individual features.

Argumentation setting CA-FATA first computes users’ ratings towards features and then aggregates these ratings to predict ratings towards items. As a result, the features of items can be considered as arguments, and users’ ratings towards features can be seen as the strength of these arguments. If CA-FATA predicts that a user’s rating towards a feature of an item is high (under a target contextual situation cs), then this feature can be viewed as an argument that supports the recommendation of the item under cs . Conversely, if the predicted rating is low, the feature can be considered as an argument against the recommendation of the item under cs . In cases where features do not attack or support, a neutralizing relation is added, represented by $\mathcal{P}_{u_{cs}}^{at} = 0$.

Therefore, we set $\sigma(at) = \mathcal{P}_{u_{cs}}^{at}$ and adopt TAF that contains support, attack, and neutralizing. Moreover, we set $\sigma(\text{rec}^i) = \hat{r}_{(u,i)}$. When $\hat{r}_{(u,i)} > 0$, the argument rec^i is stronger if $\hat{r}_{(u,i)}$ is larger⁴.

Recall that the true rating $r_{(u,i)}$ is a real number between -1 and 1 , then the co-domain of $\mathcal{P}_{u_{cs}}^{at}$ is also expected to be between -1 and 1 . Therefore, when $\mathcal{P}_{u_{cs}}^{at} > 0$, then $\sigma(at) > 0$, indicating that at is an argument that supports rec^i ⁵; when $\mathcal{P}_{u_{cs}}^{at} = 0$, then $\sigma(at) = 0$, indicating that at is an argument that neutralizes rec^i ; when $\mathcal{P}_{u_{cs}}^{at} < 0$, then $\sigma(at) < 0$, indicating that at is an argument that attacks rec^i . Therefore, the TAF corresponds to a user-item interaction (u, i) under cs can be defined as follows:

Definition 3. *The TAF corresponding to (u, i) under cs is a 4-tuple: $\langle \mathcal{A}, \mathcal{R}^-, \mathcal{R}^+, \mathcal{R}^0 \rangle$ such that:*

- $\mathcal{R}^- = \{(at, \text{rec}^i) | \mathcal{P}_{u_{cs}}^{at} < 0\}$;
- $\mathcal{R}^+ = \{(at, \text{rec}^i) | \mathcal{P}_{u_{cs}}^{at} > 0\}$;
- $\mathcal{R}^0 = \{(at, \text{rec}^i) | \mathcal{P}_{u_{cs}}^{at} = 0\}$.

According to Definition 3, $\mathcal{P}_{u_{cs}}^{at}$ determines the polarity of arguments: if $\mathcal{P}_{u_{cs}}^{at}$ is positive then the argument (feature) supports the recommendation of item i to user u ; if $\mathcal{P}_{u_{cs}}^{at}$ is negative then the argument (feature) attacks the recommendation of item i to user u ; if $\mathcal{P}_{u_{cs}}^{at}$ is 0 then the argument neutralizes the recommendation. Therefore, the third goal: **determining the polarity of each argument (feature) under the target contextual situation defined in Section 3.2,** is fulfilled.

Proofs We will now show that by setting $\sigma(at) = \mathcal{P}_{u_{cs}}^{at}$ and $\sigma(\text{rec}^i) = \hat{r}_{(u,i)}$, TAF corresponding to (u, i) under cs satisfies *weak balance* and *weak monotonicity*. Recall that *weak balance* states that attacks (or supports) can be characterized as links between affecters and affectees in a way such that if one affecter is isolated as the only argument that affects the affectee, then the former reduces (increases, resp.) the latter’s predicted rating with respect to the neutral point.

Proposition 1. *Given the TAF corresponding to (u, i) under cs , $\sigma(at) = \mathcal{P}_{u_{cs}}^{at}$ and $\sigma(i)$ satisfy weak balance.*

Proof. By inspecting Equations 1 and 2, it can be observed that since users’ ratings are transformed into $[-1, 1]$, the co-domain of σ is also $[-1, 1]$. Case (i): if $\mathcal{R}^+(\text{rec}^i) = \{at\}$, $\mathcal{R}^-(\text{rec}^i) = \emptyset$ and $\mathcal{R}^0(\text{rec}^i) = \emptyset$ then $\sigma(at) > 0$, therefore, $\mathcal{P}_{u_{cs}}^{at} > 0$, according to Equations 1 and 2, $\hat{r}_{(u,i)} > 0$, indicating that $\sigma(\text{rec}^i) > 0$. Case (ii): if $\mathcal{R}^-(\text{rec}^i) = \{at\}$, $\mathcal{R}^+(\text{rec}^i) = \emptyset$ and $\mathcal{R}^0(\text{rec}^i) = \emptyset$ then $\sigma(at) < 0$, therefore, $\mathcal{P}_{u_{cs}}^{at} < 0$, according to Equations 1 and 2, $\hat{r}_{(u,i)} < 0$, indicating that $\sigma(\text{rec}^i) < 0$. Case (iii): if $\mathcal{R}^0(\text{rec}^i) = \{at\}$, $\mathcal{R}^+(\text{rec}^i) = \emptyset$ and $\mathcal{R}^-(\text{rec}^i) = \emptyset$ then $\sigma(at) = 0$, therefore, $\mathcal{P}_{u_{cs}}^{at} = 0$, according to Equations 1 and 2, $\hat{r}_{(u,i)} = 0$, indicating that $\sigma(\text{rec}^i) = 0$. \square

⁴Note that if $\hat{r}_{(u,i)} < 0$ then the smaller $\hat{r}_{(u,i)}$ is, the stronger argument “not recommending item i ” is.

⁵Semantically, users u prefers feature at .

Similar to *weak balance*, *weak monotonicity* characterizes attacks, supports, and neutralizes as links between arguments such that if the strength of one affecter is muted then the strength of its affectees increases, decreases, and remains unchanged, respectively. Therefore, *weak monotonicity* highlights the positive/negative/neutral effect between arguments. In this way, *weak monotonicity* reveals the positive, negative, or neutral effect of an argument.

Proposition 2. *Given the TAF corresponding to (u, i) under cs , $\sigma(at) = \mathcal{P}_{u_{cs}}^{at}$ and $\sigma(i)$ satisfy weak monotonicity.*

Proof. *Weak monotonicity* is formulated for two TAFs: from $\langle \mathcal{A}, \mathcal{R}^-, \mathcal{R}^+, \mathcal{R}^0 \rangle$ to $\langle \mathcal{A}', \mathcal{R}'^-, \mathcal{R}'^+, \mathcal{R}'^0 \rangle$, after modifying certain arguments (e.g. muting certain features). Case (i): if $at \in \mathcal{R}^-(rec^i)$, then according to Definition 3, $\mathcal{P}_{u_{cs}}^{at} < 0$, when at is muted then $\mathcal{P}_{u_{cs}}^{at'} = 0$. According to Equations 1 and 2, $\hat{r}'_{(u,i)} > \hat{r}_{(u,i)}$, indicating that $\sigma(rec^i)' > \sigma(rec^i)$. Case (ii): if $at \in \mathcal{R}^+(rec^i)$, then according to Definition 3, $\mathcal{P}_{u_{cs}}^{at} > 0$, when at is muted then $\mathcal{P}_{u_{cs}}^{at'} = 0$. According to Equations 1 and 2, $\hat{r}'_{(u,i)} < \hat{r}_{(u,i)}$, indicating that $\sigma(rec^i)' < \sigma(rec^i)$. Case (iii): if $at \in \mathcal{R}^0(rec^i)$, then according to Definition 3, $\mathcal{P}_{u_{cs}}^{at} = 0$, when at is muted then $\mathcal{P}_{u_{cs}}^{at'} = 0$. According to Equations 1 and 2, $\hat{r}'_{(u,i)} = \hat{r}_{(u,i)}$, indicating that $\sigma(rec^i)' = \sigma(rec^i)$. \square

Based on Proposition 2, the following corollary holds.

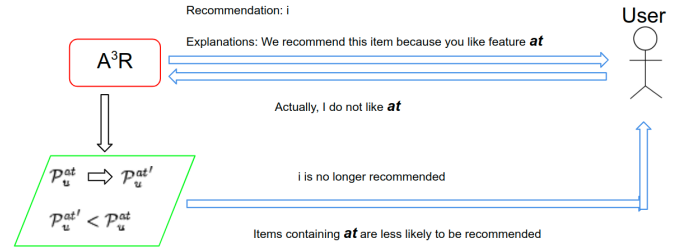
Corollary 1. *If the predicted rating of on $at \in at_i$ is increased: $\mathcal{P}_{u_{cs}}^{at'} > \mathcal{P}_{u_{cs}}^{at}$, then the predicted rating of item i also increases: $\hat{r}'_{(u,i)} > \hat{r}_{(u,i)}$. Accordingly, if the predicted rating one $at \in at_i$ is decreased: $\mathcal{P}_{u_{cs}}^{at'} < \mathcal{P}_{u_{cs}}^{at}$, then the predicted rating of item i also decreases: $\hat{r}'_{(u,i)} < \hat{r}_{(u,i)}$.*

Proof. By inspecting Equations 1 and 2, Proposition 2, it is trivial to see that Corollary 1 holds. \square

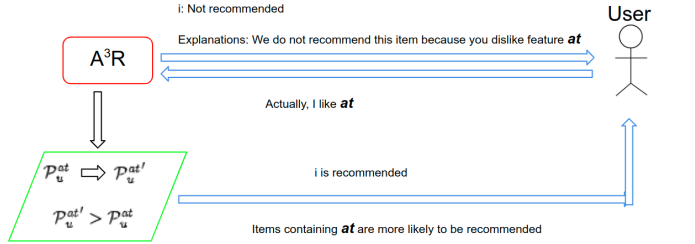
Propositions 1 and 2 guarantee that the fourth objective—the formulation of a strength function that complies with *weak balance* and *weak monotonicity* defined in Section 3.2—is accomplished. In an argumentative fashion, the TAF related to CA-FATA elucidates how each feature sways the final rating prediction (recommendation): each feature may support, attack, or have no impact on the item’s recommendation, with its polarity determined by the user’s rating towards that feature. Therefore, CA-TAFA can be considered decomposable (Lipton, 2018), as each computation bears explicit meanings, which can be expressed in an intelligent manner (Lou, Caruana, and Gehrke, 2012).

5.2 Explanation applications

Toy explanation templates Upon conducting the aforementioned analyses, we introduce three explanation templates: In every scenario, the most influential contextual condition (computed in Step 1 in Section 4) is selected. In the case of “strong recommendation”, our approach proposes choosing the two most potent arguments (i.e., features) that support the recommendation for the item in question. Within the “weak recommendation” scenario, we pro-



(a) CA-FATA recommends an item and explains this recommendation while the user does not like the feature.



(b) CA-FATA does not recommend an item and explains this behavior while the user likes the feature.

Figure 2: Interaction process between users and CA-FATA

pose the selection of the most influential argument in support of the item’s recommendation, paired with the strongest argument against it. For situations where an item is “not recommended”, our model suggests identifying the two most compelling arguments (i.e., features) that undermine the item’s recommendation⁶. Each of these templates weaves together contextual information and corresponding arguments that either substantiate or contest the item’s recommendation. To encapsulate, CA-FATA emerges as a versatile model capable of elucidating not only the reasons behind recommending certain items but also the rationale for discouraging others. In addition, CA-FATA offers the flexibility to create their own templates tailored to real needs.

Interactive RSs Another potential application of the CA-FATA model lies in its integration with interactive recommender systems (RSs), which take into account immediate user feedback to improve and adapt recommendations on the go (He, Parra, and Verbert, 2016; Rago et al., 2020, 2021). This idea allows for a more dynamic and customized recommendation process, as compared to traditional, static RSs (He, Parra, and Verbert, 2016). Following the optimization of CA-FATA parameters, the calculation of the importance of feature type and users’ respective ratings towards each feature can proceed. When users receive a recommendation i from the RS, it comes with the explanations generated by CA-FATA, such as “We recommend this item because you like feature at .” If users indicate a disinterest in feature at , the system can subsequently downgrade the rating of this argument. To illustrate, the system could modify \mathcal{P}_u^{at}

⁶Please refer to <https://github.com/JinfengZh/ca-fata>.

Algorithm 1: Contrastive explanations

Input : CA-FATA: detailed in Section 4 u : a target user $\mathcal{I} \setminus \mathcal{I}_u$: a set of items that u has not interacted before**Output:** Explanations for recommending item

- 1 $i_{rec} \leftarrow \arg \max_{i \in \mathcal{I} \setminus \mathcal{I}_u} \hat{r}(u, i)$, computed by CA-FATA
 - 2 $at_{pro} \leftarrow \arg \max_{at \in at_{i_{rec}}} \pi_u^t * \mathcal{P}_u^{at}$
 - 3 $t_{pro} \leftarrow \text{type of } at_{pro}$
 - 4 $i_{con} \leftarrow \arg \min_{i \in \mathcal{I} \setminus \{\mathcal{I}_u, i_{rec}\}} \hat{r}(u, i)$
 - 5 $at_{con} \leftarrow \arg \min_{at \in at_{i_{con}}} \pi_u^t * \mathcal{P}_u^{at}$
 - 6 *Explanation* \leftarrow “We recommend i_{rec} instead of i_{con} because you prefer at_{pro} and i_{rec} is at_{pro} while i_{con} is at_{pro} .”
-

to $\mathcal{P}_u^{at'}$, where $\mathcal{P}_u^{at'} < \mathcal{P}_u^{at}$. Consequently, Corollary 1 ensures that $\hat{r}(u, i)' < \hat{r}(u, i)$, thus effectively preventing further recommendations of item i . This process is illustrated in Figure 2(a). Conversely, in scenarios where users appreciate item i despite it not being recommended (refer to the “not recommended” scenario in Section 5.2), the system explains, “We do not recommend this item because you dislike feature at ”. If users express that they do indeed favor feature at , the system can then increase the rating of this feature. The system could, for example, alter \mathcal{P}_u^{at} to $\mathcal{P}_u^{at'}$, under the condition that $\mathcal{P}_u^{at'} > \mathcal{P}_u^{at}$. Consequently, according to Corollary 1, $\hat{r}(u, i)' > \hat{r}(u, i)$. This adjustment ensures that item i is recommended and items possessing feature at are more likely to be favored in future recommendations, which is illustrated in Figure 2(b). This mechanism demonstrates that CA-FATA allows users to provide feedback when recommendations are unsuitable, thereby ensuring the scrutability of the explanations as articulated by Tintarev and Masthoff (2015).

Contrastive explanations As we detail in Section 5, at the core of *weak balance* and *weak monotonicity* is the counterfactual reasoning to analyze the influence of arguments. Therefore, it would be natural to include contrastive explanations (Miller, 2019), which provide information not just about the features of the recommended item that led to it being recommended, but also how these features differ from those of other similar items that were not recommended (see the “not recommended” scenario in Section 5.2).

Formally, Algorithm 1 illustrates the process of generating contrastive explanations using CA-FATA. Initially, the algorithm identifies a recommendation, denoted as i_{rec} (line 1). Subsequently, it computes the feature contributing the most to i_{rec} ’s recommendation (line 2), and identifies this feature type as t_{pro} (line 3). The algorithm then identifies the lowest-rated item by the target user, denoted as i_{con} (line 4). For the comparison to be logical, the algorithm specifies the feature of i_{con} that belongs to t_{pro} and receives the lowest rating from the target user (line 5). The recommendation

for i_{rec} can then be contrastively explained by comparing with i_{con} : “We recommend i_{rec} over i_{con} because you have a preference for at_{pro} . i_{rec} exhibits at_{pro} , whereas i_{con} exhibits at_{con} .” An example of a contrastive explanation for a movie recommendation could be:

Example 1. *We recommend Movie A over Movie B due to your preference for action movies. While Movie A fits this genre, Movie B is a drama.*

In conclusion, CA-FATA is a highly adaptable model that provides explanations for both recommended and non-recommended items. Furthermore, it offers users the flexibility to define their own templates according to their specific requirements. We have also demonstrated that CA-FATA can be incorporated into interactive RSs to generate recommendations that align closely with users’ preferences. Moreover, the model facilitates the generation of contrastive explanations by leveraging the inherent counterfactual reasoning within CA-FATA.

5.3 Relations with other models

Having presented how our model can explain recommendations, we proceed to compare our model with that of A-I (Rago, Cocarascu, and Toni, 2018; Rago et al., 2021), which served as an inspiration for our work. Rago, Cocarascu, and Toni (2018); Rago et al. (2021) define users’ profiles as “collaborative filtering” and “type importance”. “Collaborative filtering” defines how users are influenced by “similar users”. The “similar users” are defined as follows: $w_{u,v} = \frac{\mathbf{u} \cdot \mathbf{v}}{\|\mathbf{u}\| \cdot \|\mathbf{v}\|}$ where \mathbf{u} and \mathbf{v} are vectors that represent users’ preferences toward each genre (in their work, the genre of movies). “type importance” is the same as π_u^t in our work, which defines how important each feature type is to users. A-I computes users’ ratings toward each feature of an item and these ratings are regarded as the strength of arguments that lead to the final ratings of items, which makes recommendations generated by A-I explainable. We point out the traits of our CA-FATA compared with the A-I:

- We do not explicitly explore users’ “similar users”, which is defined by users’ preferences on genres of movies. We argue that this is too limited because users’ preferences for actors and directors should be considered, which are two other important feature types.
- Unlike the A-I framework that directly sets the importance to all users (the importance of feature type to all users is the same), CA-FATA learns the importance for each user supervised by user-item interactions by leveraging the prediction power of Vanilla MF, which is, in fact, another form of collaborative filtering. In Section 6, we will show that CA-FATA can cluster users according to their preferences (aka, the importance of feature type to users).
- CA-FATA maps users’ ratings towards items and features on an interaction-tailored AF, while in A-I (Rago, Cocarascu, and Toni, 2018; Rago et al., 2020, 2021) the authors map users’ ratings towards items and features on a user-tailored AF, the graphical representation of a user-tailored AF could be rather large. Therefore, a sub-graph

Table 2: Comparison between CA-FATA and baselines on RMSE and MAE, the second best are underlined. FATA is basically a variant of CA-FATA, the difference between CA-FATA and FATA is that FATA does not consider users’ contexts and is actually the A^3R (Zhong and Negre, 2022a) model. The version with “AVG” means that the importance of each feature type is set the same for all users.

Model		Yelp		Frappé	
		RMSE	MAE	RMSE	MAE
Context-free	MF	1.1809	0.9446	0.8761	0.6470
	NeuMF	1.1710	0.8815	0.6841	0.5207
Context-aware	FM	1.1703	0.9412	0.7067	0.5796
	CAMF-C	1.1693	0.9241	0.7283	0.5727
	LCM	1.1687	0.9294	0.6952	0.5396
	ECAM-NeuMF	1.1098	<u>0.8636</u>	0.5599	0.4273
Argumentation-based	A-I	1.3978	1.1205	1.1711	0.9848
Our propositions	FATA	1.1434	0.9059	0.6950	0.5439
	AVG-FATA	1.1611	0.9314	0.6970	0.5461
	CA-FATA	1.1033	0.8519	0.5154	0.3910
	AVG-CA-FATA	<u>1.1035</u>	0.8637	<u>0.5254</u>	<u>0.4025</u>

has to be extracted to explain recommendations. In CA-FATA, AFs are interaction-tailored. Therefore, all the arguments (features) are directly linked to items and can directly influence users’ ratings towards items. As a result, there is no need for extracting sub-graphs of AFs to explain recommendations.

6 Empirical evaluations

In the last section, we have shown how to explain recommendations generated by CA-FATA and the explanations applications. In this section, we conduct experiments on two real-world datasets to address the following research questions: (1) Can CA-FATA achieve competitive performance compared to baseline methods? What are the advantages of CA-FATA compared to baseline methods? (2) How does context influence the performance of CA-FATA? (3) How does the importance of feature type affect the performance of CA-FATA?

6.1 Experiments setting

We have conducted experiments on the following real-world datasets:

Frappé: this dataset is collected by Baltrunas et al. (2015). This dataset originated from Frappé, a context-aware app recommender. There are 96 303 logs of usage from 957 users under different contextual situations, 4 082 apps are included in the dataset. Following Unger, Tuzhilin, and Livne (2020), we apply log transformation to the number of interactions. As a result, the number of interactions is scaled to 0 – 4.46.

Yelp⁷: this dataset contains users’ reviews on bars and restaurants in metropolitan areas in the USA and Canada. Consistent with previous studies by Zhou et al. (2020), we

⁷<https://www.yelp.com/dataset>

use the records between January 1, 2019 to December 31, 2019, which contains 904 648 observations.

We compare the following baselines: (1) **Vanilla MF** (Koren, Bell, and Volinsky, 2009) (2) **CAMF-C** (Baltrunas, Ludwig, and Ricci, 2011); (3) **FM** (Rendle, 2010). (4) **NeuMF** (He et al., 2017) (5) **ECAM-NeuMF** (Unger, Tuzhilin, and Livne, 2020): an extension of **NeuMF** that integrates contextual information. Note that Unger, Tuzhilin, and Livne (2020) do not release the implementation detail, for the NeuMF part, we empirically set the MLP factor size as 8, the sizes of the hidden layer as (16, 8, 4), the GMF (Generalized Matrix Factorization) factor size as 16. This setting also applies to pure NeuMF. (6) **A-I** (Rago, Cocarascu, and Toni, 2018; Rago et al., 2021): an argumentation-based framework that computes users’ ratings towards features, which are then aggregated to obtain the ratings towards items. Following Rago, Cocarascu, and Toni (2018)⁸, we set the “collaborative factor” as 0.8, 20 most similar users are selected, and all the feature importance is set as 0.1.

6.2 Experiment results

Table 2 presents the results of the rating prediction experiments. We observe that CA-FATA performs better than all baselines on both the Yelp dataset and the Frappé dataset, indicating its superiority in handling complex contextual information. The following are some specific observations: (i) CA-FATA performs well on the two datasets, outperforming all baselines, demonstrating its ability to model users’ preferences under different contexts. Another advantage of CA-FATA is the ability to provide argumentative explanations, which is not possible for these baselines. (ii) Compared to A-I, on Yelp, CA-FATA achieves a significant reduction in RMSE and MAE. (iii) A horizontal comparison of Frappé and Yelp datasets shows that CA-FATA performs better on Frappé than on Yelp. We attribute this difference to the sparsity of the dataset, as Yelp is still highly sparse even after applying the 10-core setting, with a sparsity of 99.84%, while Frappé has a sparsity of 94.47%. To summarize, the advantages of CA-FATA are as follows: (i) it achieves competitive performance compared to both context-free and context-aware baselines. These baselines use factorization-based methods such as MF, FM, and CAMF-C, and some combine neural networks like NeuMF and ECAM-NeuMF, which makes them difficult to interpret. On the other hand, CA-FATA provides explicit meanings for each computation and generates argumentative explanations (see Section 5 for some examples); (ii) compared to the argumentation-based method A-I, CA-FATA significantly improves prediction accuracy and generates context-aware explanations.

6.3 Ablation study

In order to investigate the impact of contextual factors on the performance of CA-FATA, we propose an alternative approach called FATA, which neglects user contexts, identical to the A^3R model proposed by Zhong and Negre (2022a).

⁸For detail please refer to <https://github.com/CLArg-group/KR2020-Aspect-Item-Recommender-System>.

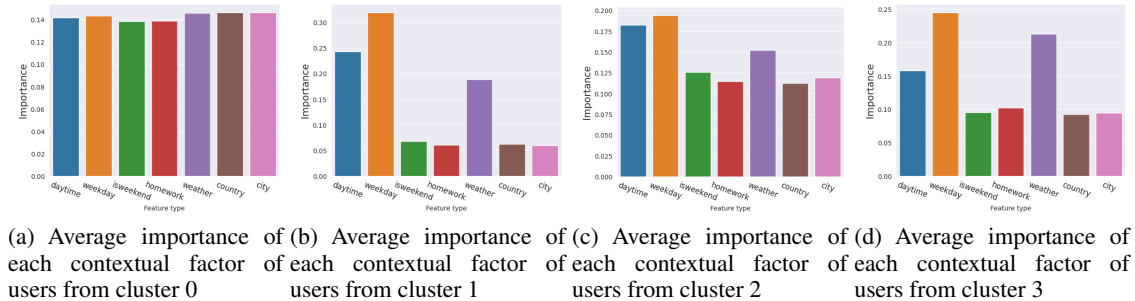


Figure 3: A case study on Frappé dataset that shows the clustering of users according to the contextual factor importance learned by *CA-FATA*. The histogram shows the average importance of each contextual factor in the cluster.

Results presented in Table 2 (refer to rows 10 and 12) demonstrate that CA-FATA outperforms FATA, indicating that incorporating user contexts enables more nuanced modeling of user preferences and improves prediction accuracy. This conclusion is reinforced by the superior performance of CAMF-C over MF and ECAM-NeuMF over NeuMF. To investigate the influence of feature type importance on our proposed model’s performance, we introduce AVG-CA-FATA and AVG-FATA for CA-FATA and FATA, respectively (refer to rows 11 and 13 in Table 2). In these models, the importance of each feature type is uniformly set for all users. For instance, in Frappé, where there are five feature types, the importance is set to 0.2 for all users, while in Yelp, where there are three feature types, the importance is set to 0.33. Results demonstrate that AVG-CA-FATA performs worse than CA-FATA, as does AVG-FATA when compared to FATA. Furthermore, comparisons between FATA, AVG-FATA, CA-FATA, and AVG-CA-FATA confirm the advantages of incorporating user contexts and modeling feature type importance across users.

6.4 Case study

To further visualize the impact of context, we represent each user by their contextual factor importance. We use the Frappé dataset as an example, where a vector of seven dimensions represents each user. We therefore first apply K-means clustering for its simplicity and effectiveness (Velmurugan and Santhanam, 2010), and find that four clusters best fit the dataset. We then use UMAP (McInnes, Healy, and Melville, 2018) to visualize the clustering results. Note that other dimension reduction techniques (such as PCA and t-SNE (Van der Maaten and Hinton, 2008), for the results of these methods please refer to <https://github.com/JinfengZh/ca-fata>) could also be used, but we choose UMAP because it can preserve the underlying information and general structure of the data. The average importance of each contextual factor for the users in the four clusters is shown in Figures 3(a), 3(b), 3(c), 3(d), revealing that users in different clusters pay different levels of attention to contextual factors. Similar visualization applies to the Yelp data, due to limited space, we have omitted the visualization result. Please refer to https://github.com/JinfengZh/ca-fata/blob/master/graph_yelp.ipynb.

7 Conclusions

In this paper, we propose a factorization-based model that can provide model-intrinsic explanations. To this end, we propose Context-Aware Feature-Attribution Through Argumentation (CA-FATA) that treats features as arguments that can either support, attack, or neutralize a prediction using argumentation procedures. This approach provides explicit meanings to each step and allows for easy incorporation of user context to generate context-aware recommendations and explanations. The argumentation scaffolding in CA-FATA is designed to satisfy two important properties: *weak balance* and *weak monotonicity*, which highlights how features influence a prediction. These properties help identify important features and study how they influence the prediction task. Additionally, our framework seamlessly incorporates side information, such as user contexts, leading to more accurate predictions. We anticipate at least three practical applications for our framework: creating explanation templates, providing interactive explanations, and generating contrastive explanations. Through testing on real-world datasets, we have found that our framework, along with its variants, not only surpasses existing argumentation-based methods but also competes effectively with current context-free and context-aware methods.

CA-FATA follows the spirit of argumentation: features are regarded as arguments and users’ ratings towards these arguments determine the polarity and the strength of them. In fully connected layers, each neuron performs a linear transformation on the input vector by utilizing a weights matrix. Regarding neurons as arguments may help to understand how neural networks achieve a prediction: the operations are mapped into AFs. There have been some primary works that integrate the spirit of argumentation into neural networks (Proietti and Toni, 2023; Albin et al., 2020). It would be interesting to explore how such integration benefits RSSs. We also plan to conduct user studies to evaluate the three applications of the argumentative explanations presented in this paper.

References

- Abowd, G. D.; Dey, A. K.; Brown, P. J.; Davies, N.; Smith, M.; and Steggles, P. 1999. Towards a better understanding of context and context-awareness. In *International symposium on handheld and ubiquitous computing*, 304–307. Springer.
- Adomavicius, G., and Tuzhilin, A. 2011. Context-aware recommender systems. In *Recommender systems handbook*. Springer. 217–253.
- Albini, E.; Lertvittayakumjorn, P.; Rago, A.; and Toni, F. 2020. Deep argumentative explanations. *arXiv preprint arXiv:2012.05766*.
- Baltrunas, L.; Church, K.; Karatzoglou, A.; and Oliver, N. 2015. Frappe: Understanding the usage and perception of mobile app recommendations in-the-wild. *preprint arXiv:1505.03014*.
- Baltrunas, L.; Ludwig, B.; and Ricci, F. 2011. Matrix factorization techniques for context aware recommendation. In *Proceedings of the fifth ACM conference on Recommender systems*, 301–304.
- Baroni, P.; Rago, A.; and Toni, F. 2018. How many properties do we need for gradual argumentation? In *Proceedings of the AAAI Conference on Artificial Intelligence*, volume 32.
- Baroni, P.; Rago, A.; and Toni, F. 2019. From fine-grained properties to broad principles for gradual argumentation: A principled spectrum. *IJAR* 105:252–286.
- Barrett, C., and Tinelli, C. 2018. Satisfiability modulo theories. In *Handbook of model checking*. Springer. 305–343.
- Bench-Capon, T. J. 2020. Before and after dung: Argumentation in ai and law. *Argument & Computation* 11(1-2):221–238.
- Bennett, J.; Lanning, S.; et al. 2007. The netflix prize. In *Proceedings of KDD cup and workshop*, volume 2007, 35. New York.
- Blei, D. M.; Ng, A. Y.; and Jordan, M. I. 2003. Latent dirichlet allocation. *Journal of machine Learning research* 3(Jan):993–1022.
- Briguez, C. E.; Budan, M. C.; Deagustini, C. A.; Maguitman, A. G.; Capobianco, M.; and Simari, G. R. 2014. Argument-based mixed recommenders and their application to movie suggestion. *Expert Systems with Applications* 41(14):6467–6482.
- Budán, M. C.; Cobo, M. L.; Martínez, D. C.; and Simari, G. R. 2020. Proximity semantics for topic-based abstract argumentation. *Information Sciences* 508:135–153.
- Čyras, K.; Rago, A.; Albini, E.; Baroni, P.; and Toni, F. 2021. Argumentative xai: a survey. *arXiv preprint arXiv:2105.11266*.
- Gabbay, D. M. 2016. Logical foundations for bipolar and tripolar argumentation networks: preliminary results. *Journal of Logic and Computation* 26(1):247–292.
- García, A. J., and Simari, G. R. 2004. Defeasible logic programming: An argumentative approach. *Theory and practice of logic programming* 4(1-2):95–138.
- He, X., and Chua, T.-S. 2017. Neural factorization machines for sparse predictive analytics. In *Proceedings of the 40th International ACM SIGIR conference on Research and Development in Information Retrieval*, 355–364.
- He, X.; Liao, L.; Zhang, H.; Nie, L.; Hu, X.; and Chua, T.-S. 2017. Neural collaborative filtering. In *Proceedings of the 26th international conference on world wide web*, 173–182.
- He, C.; Parra, D.; and Verbert, K. 2016. Interactive recommender systems: A survey of the state of the art and future research challenges and opportunities. *Expert Systems with Applications* 56:9–27.
- Hofmann, T. 2004. Latent semantic models for collaborative filtering. *ACM Transactions on Information Systems (TOIS)* 22(1):89–115.
- Hogan, A.; Blomqvist, E.; Cochez, M.; d’Amato, C.; Melo, G. d.; Gutierrez, C.; Kirrane, S.; Gao, J. E. L.; Navigli, R.; Neumaier, S.; et al. 2021. Knowledge graphs. *Synthesis Lectures on Data, Semantics, and Knowledge* 12(2):1–257.
- Koren, Y.; Bell, R.; and Volinsky, C. 2009. Matrix factorization techniques for recommender systems. *Computer* 42(8):30–37.
- Koren, Y.; Rendle, S.; and Bell, R. 2021. Advances in collaborative filtering. *Recommender systems handbook* 91–142.
- Lipton, Z. C. 2018. The mythos of model interpretability: In machine learning, the concept of interpretability is both important and slippery. *Queue* 16(3):31–57.
- Lou, Y.; Caruana, R.; and Gehrke, J. 2012. Intelligent models for classification and regression. In *Proceedings of the 18th ACM SIGKDD international conference on Knowledge discovery and data mining*, 150–158.
- McInnes, L.; Healy, J.; and Melville, J. 2018. Umap: Uniform manifold approximation and projection for dimension reduction. *arXiv preprint arXiv:1802.03426*.
- Miller, T. 2019. Explanation in artificial intelligence: Insights from the social sciences. *Artificial intelligence* 267:1–38.
- Pavese, C. 2019. The semantics and pragmatics of argumentation. *Linguistics Meets Philosophy*. Cambridge, UK: Cambridge 13.
- Proietti, M., and Toni, F. 2023. A roadmap for neuroargumentative learning.
- Rago, A.; Cocarascu, O.; Bechlivanidis, C.; and Toni, F. 2020. Argumentation as a framework for interactive explanations for recommendations. In *Proceedings of the International Conference on Principles of Knowledge Representation and Reasoning*, volume 17, 805–815.
- Rago, A.; Cocarascu, O.; Bechlivanidis, C.; Lagnado, D.; and Toni, F. 2021. Argumentative explanations

- for interactive recommendations. *Artificial Intelligence* 296:103506.
- Rago, A.; Cocarascu, O.; and Toni, F. 2018. Argumentation-based recommendations: Fantastic explanations and how to find them. In *Proceedings of the Twenty-Seventh International Joint Conference on Artificial Intelligence*, 1949–1955.
- Rendle, S. 2010. Factorization machines. In *2010 IEEE International conference on data mining*, 995–1000. IEEE.
- Sassoon, I.; Kökciyan, N.; Sklar, E.; and Parsons, S. 2019. Explainable argumentation for wellness consultation. In *International Workshop on Explainable, Transparent Autonomous Agents and Multi-Agent Systems*, 186–202. Springer.
- Teze, J. C.; Gottifredi, S.; García, A. J.; and Simari, G. R. 2015. Improving argumentation-based recommender systems through context-adaptable selection criteria. *Expert Systems with Applications* 42(21):8243–8258.
- Teze, J. C. L.; Godo, L.; and Simari, G. R. 2018. An argumentative recommendation approach based on contextual aspects. In *SUM*, 405–412. Springer.
- Tintarev, N., and Masthoff, J. 2015. Explaining recommendations: Design and evaluation. In *Recommender systems handbook*. Springer. 353–382.
- Toniolo, A.; Bowles, J. K.; et al. 2020. Dialogue games for explaining medication choices. In *International Joint Conference on Rules and Reasoning*, 97–111. Springer.
- Unger, M.; Tuzhilin, A.; and Livne, A. 2020. Context-aware recommendations based on deep learning frameworks. *ACM Transactions on Management Information Systems* 11(2):1–15.
- Van der Maaten, L., and Hinton, G. 2008. Visualizing data using t-sne. *Journal of machine learning research* 9(11).
- Vassiliades, A.; Bassiliades, N.; and Patkos, T. 2021. Argumentation and explainable artificial intelligence: a survey. *The Knowledge Engineering Review* 36.
- Veličković, P.; Cucurull, G.; Casanova, A.; Romero, A.; Lio, P.; and Bengio, Y. 2017. Graph attention networks. *arXiv preprint arXiv:1710.10903*.
- Velmurugan, T., and Santhanam, T. 2010. Computational complexity between k-means and k-medoids clustering algorithms for normal and uniform distributions of data points. *Journal of computer science* 6(3):363.
- Wang, H.; Zhang, F.; Zhang, M.; Leskovec, J.; Zhao, M.; Li, W.; and Wang, Z. 2019. Knowledge-aware graph neural networks with label smoothness regularization for recommender systems. In *Proceedings of the 25th ACM SIGKDD international conference on knowledge discovery & data mining*, 968–977.
- Xiao, J.; Ye, H.; He, X.; Zhang, H.; Wu, F.; and Chua, T.-S. 2017. Attentional factorization machines: Learning the weight of feature interactions via attention networks. *arXiv preprint arXiv:1708.04617*.
- Zhang, Y.; Chen, X.; et al. 2020. Explainable recommendation: A survey and new perspectives. *Foundations and Trends® in Information Retrieval* 14(1):1–101.
- Zhong, J., and Negre, E. 2022a. A 3 r: Argumentative explanations for recommendations. In *2022 IEEE 9th International Conference on Data Science and Advanced Analytics (DSAA)*, 1–9. IEEE.
- Zhong, J., and Negre, E. 2022b. Shap-enhanced counterfactual explanations for recommendations. In *Proceedings of the 37th ACM/SIGAPP Symposium on Applied Computing*, 1365–1372.
- Zhou, K.; Wang, H.; Zhao, W. X.; Zhu, Y.; Wang, S.; Zhang, F.; Wang, Z.; and Wen, J.-R. 2020. S3-rec: Self-supervised learning for sequential recommendation with mutual information maximization. In *Proceedings of the 29th ACM international conference on information & knowledge management*, 1893–1902.