

---

# Lai Loss: A Novel Loss for Gradient Control

---

**YuFei Lai**

Department of Data Science  
Nanjing University of Science and Technology  
bbfzdhbb@njjust.edu.cn

## Abstract

In the field of machine learning, traditional regularization methods tend to directly add regularization terms to the loss function. This paper introduces the "Lai loss", a novel loss design that integrates the regularization terms (specifically, gradients) into the traditional loss function through straightforward geometric concepts. This design penalizes the gradients with the loss itself, allowing for control of the gradients while ensuring maximum accuracy. With this loss, we can effectively control the model's smoothness and sensitivity, potentially offering the dual benefits of improving the model's generalization performance and enhancing its noise resistance on specific features. Additionally, we proposed a training method that successfully addresses the challenges in practical applications. We conducted preliminary experiments using publicly available datasets from Kaggle, demonstrating that the design of Lai loss can control the model's smoothness and sensitivity while maintaining stable model performance.

## 1 Introduction

### 1.1 Regularization

Regularization is a technique in machine learning employed to reduce model overfitting and enhance generalization on unseen data, with its historical roots extending back several decades. L2 regularization, also known as Ridge Regression, was first introduced by Hoerl and Kennard in 1970. L1 regularization, or Lasso Regression, was proposed by Robert Tibshirani in 1996. The aim of both L1 and L2 regularization is to penalize large weight values to reduce the complexity of the model, thereby preventing overfitting. However, L2 regularization adds the sum of the squares of all model weights (the L2 norm) to the loss function, while L1 regularization involves the sum of the absolute values of the weights (the L1 norm). Elastic Net, a method that combines L1 and L2 regularization, was introduced by Zou and Hastie in 2005. This approach incorporates both L1 and L2 regularization terms into the loss function, allowing for the control of the strength and type of regularization by adjusting the balance between the two.

These traditional regularization techniques can be considered the progenitors of modern regularization. In recent years, researchers have either sought new regularization methods, such as Dropout proposed by Hinton and others in 2012, or have made numerous innovations in regularization terms, without altering their fundamental nature of being directly 'added' to the loss function. Different from the methods proposed above, we propose a novel loss design named 'Lai Loss', which integrates the regularization terms (specifically, gradients) with the traditional loss function through straightforward geometric concepts. By optimizing this new loss function and minimizing the resulting loss, our approach effectively achieves the goal of regularization.

## 1.2 Gradient

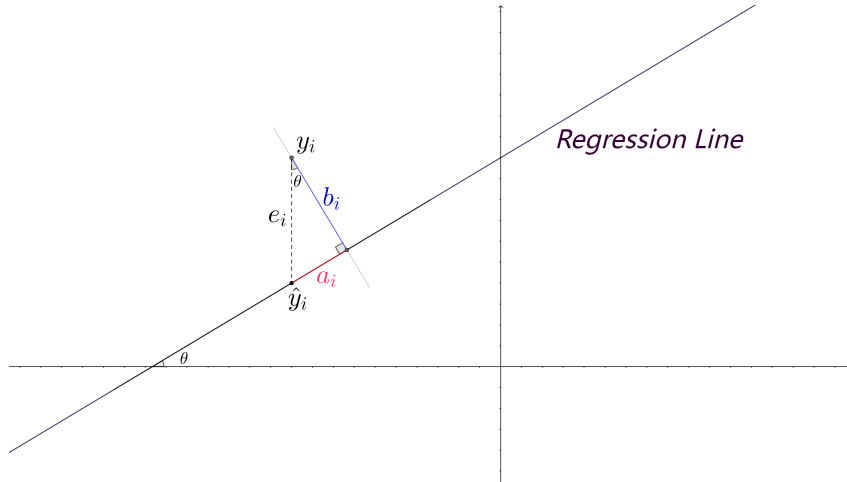
In multivariable calculus, the gradient vector of a function comprises the partial derivatives with respect to all variables at a given point. This vector indicates the direction of steepest ascent at that point, with its magnitude representing the rate of increase in that direction. The gradient vector accurately describes the rate of change of the function in every direction, making it a crucial concept in optimization and machine learning.

Stabilizing the gradient vector can encourage the model to maintain local smoothness, which often aids in enhancing the generalization capability of the model (Hoang et al. 2019) and improving its adversarial robustness (Finlay et al. 2021). This is particularly meaningful in applications that require stable and smooth outputs from the model, such as the control systems of autonomous vehicles (David et al. 2017) or in medical image analysis (Gou et al. 2017), where ensuring gradual changes in outputs can prevent abrupt prediction shifts, thus improving the safety and reliability of the system. Additionally, in fields like vision tasks (Li et al. 2022) and speech tasks (Saleem et al. 2018), where controlling the model's sensitivity to input data that may contain noise is necessary, gradient control also makes commendable contributions.

Regularizing the gradient norm of the outputs with respect to their inputs is not a novel concept, tracing its origins back to the technique of Double Backpropagation developed by Drucker & LeCun in 1991. Since then, several variations of this foundational idea have emerged independently over the years. Sokolic et al. (2017) introduced a novel network regularizer based on the Jacobian matrix of the network, which extends the concept of gradients. Czarnecki et al. (2017) described Sobolev Training for neural networks, a methodology that integrates target derivatives alongside target values during training. Varga et al. (2018) affirmed and demonstrated the efficacy of gradient regularization in enhancing the accuracy of discriminative models. Yong et al. (2020) proposed gradient centralization, a technique that directly manipulates gradients by centralizing the gradient vectors to ensure they have zero mean. These pioneering efforts have collectively enhanced our understanding of gradient effects in machine learning, paving the way for innovative solutions that ensure model stability and improved performance across various applications.

## 2 Linear regression

We start with the most basic task, linear regression. For a given linear regression model (slope, weight or gradient  $k = \tan(\theta)$ ) and a given prediction point  $\hat{y}_i$ , the discrepancy from the actual value  $y_i$  is quantified as  $e_i = |\hat{y}_i - y_i|$ , representing the loss at that point. Draw the perpendicular of the regression line on  $y_i$ , with the projection of  $e_i$  onto the line represented as  $a_i$ . The length of the perpendicular is denoted as  $b_i$ . These distances are mathematically expressed as  $a_i = e_i \sin(\theta)$  and  $b_i = e_i \cos(\theta)$ . (For simplicity,  $k$  is assumed to be positive; the reasoning applies similarly when  $k$  is negative)



Lai loss selects the greater of  $a_i$  and  $b_i$  to replace the primordial loss  $e_i$ . This means, at the point  $\hat{y}_i$ , the Lai loss is defined as:

$$e_{i,Lai} = \max(a_i, b_i)$$

Alternatively, the loss can also be expressed in terms of angle  $\theta$ :

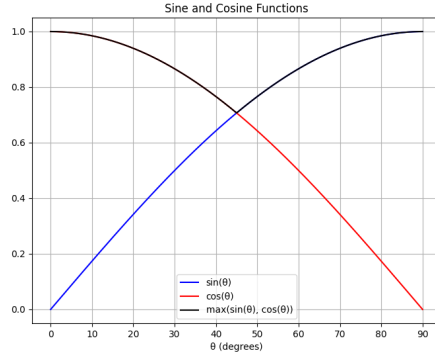
$$e_{i,Lai} = e_i \cdot \max(\sin(\theta), \cos(\theta))$$

## 2.1 Another approach

Taking the predicted point  $\hat{y}_i$  as the origin, a new Cartesian coordinate system is established with the straight line serving as the x-axis and its perpendicular line as the y-axis. The error measurement between the predicted value  $\hat{y}_i$  and the actual value  $y_i$  is redefined from the Euclidean distance in the original coordinate system to the Chebyshev distance in this new coordinate system. This approach can be easily proven to be equivalent to the approach above.

## 2.2 Characteristic

In the process of machine learning, the fundamental objective of optimization is to minimize the loss function of the model. The design of Lai loss appears simple, but its optimization is complex and requires iterative solutions using numerical optimization methods. However, due to the inherent non-convexity and complexity of the Lai loss, standard gradient descent methods might get trapped in local optima. We will delve deeper into this topic in the appendix. Now considering the first approach as an example, the graph of  $\max(\sin(\theta), \cos(\theta))$  is as follows:



$$\max(\sin(\theta), \cos(\theta))$$

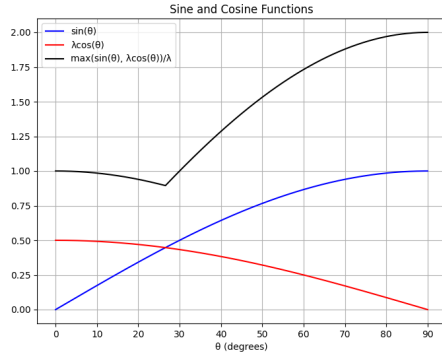
The design of the Lai loss can penalize the model's  $k$  to encourage it to "slide" towards a boundary where  $k = 1$ . However, it is also unreasonable to assume that the gradient of a line always tends toward 1. Based on this, a hyperparameter  $\lambda > 0$  can be introduced to adjust the model's penalty boundary. Now incorporating  $\lambda$ , the formulation of the function evolves as follows:

$$\max(\sin(\theta), \lambda \cos(\theta))$$

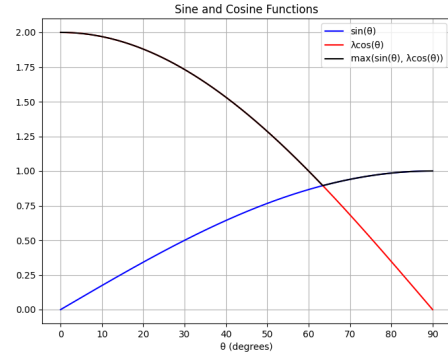
We observed that when  $\lambda$  is small, the gradient of loss also tends to be minimal. Under such conditions, the process of gradient descent may lead to the vanishing gradient problem. To circumvent this issue, we propose a modification such that when  $\lambda < 1$ , the function is substituted with the following alternative:

$$\frac{\max(\sin(\theta), \lambda \cos(\theta))}{\lambda}$$

Thus, by controlling the size of  $\lambda$ , it is possible to position the boundary anywhere. Simultaneously, the final loss value is also kept within a reasonable range, approximating the true loss  $e_i$ . This means, through parameter tuning and machine learning, we might control the model's gradient while ensuring maximum accuracy.



When  $\lambda < 1$  (e.g.,  $\lambda = 0.5$ )



When  $\lambda > 1$  (e.g.,  $\lambda = 2.0$ )

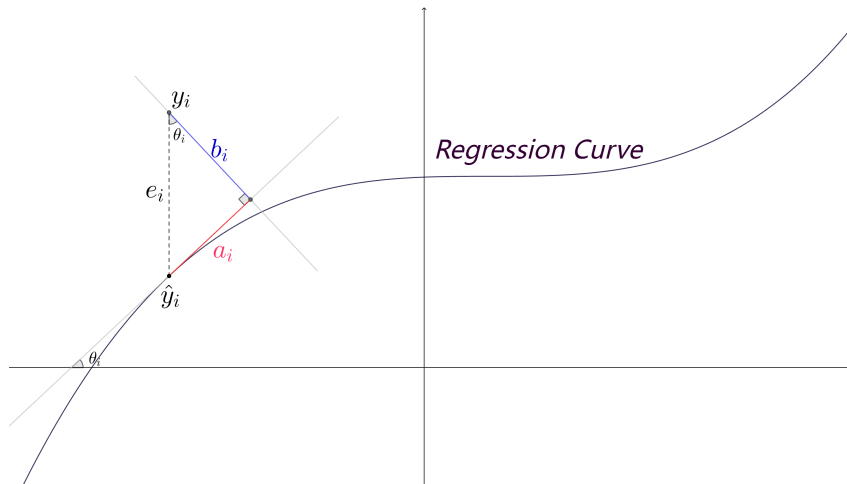
### 3 Nonlinear regression

Now turning our perspective to nonlinear regression models, the gradient vector does not equate to the model's weight parameters as in linear regression, but rather represents the cumulative effect of all nonlinear transformations within the model. Simultaneously, unlike the relatively fixed gradient vector in linear models, the gradient vector in nonlinear models varies with different inputs, making direct penalization of the gradient vector more challenging.

Drawing inspiration in reverse from the concept of neural networks fitting arbitrary curves, we perform differentiation on the nonlinear regression curve. Thus, the nonlinear regression curve can be conceptualized as aggregates of myriad linear regression segments, and its loss is equivalent to the average of all the linear regression losses. This implies that, in nonlinear regression, using Lai loss to control the gradient refers to regulating the overall average gradients of the model, which essentially equates to controlling the smoothness of the model.

Specifically, for a given nonlinear regression model, consider selecting a point  $\hat{y}_i$  along the model's regression curve. The difference between this predicted value  $\hat{y}_i$  and the actual observation  $y_i$  is quantified as  $e_i = |\hat{y}_i - y_i|$ , representing the loss at that point. At  $\hat{y}_i$ , draw a tangent line, the slope of the line  $k_i = \tan(\theta_i)$  represents the gradient at that point.

A perpendicular is constructed from the point  $y_i$  to the tangent at  $\hat{y}_i$ , with the projection of  $e_i$  onto the tangent line represented as  $a_i$ . The length of the tangent is denoted as  $b_i$ . These distances are mathematically expressed as  $a_i = e_i \sin(\theta_i)$  and  $b_i = e_i \cos(\theta_i)$ . The next steps are the same as those in the linear regression section mentioned above.



Let's go back to the previous function curve, when  $k_i$  is relatively small, indicating the model is too smooth, the loss function penalizes  $k_i$  by increasing it to enhance the model's complexity and prevent underfitting. Conversely, when  $k_i$  is large, signifying excessive complexity, the loss function also penalizes  $k_i$  by reducing it to smooth the model and avoid overfitting. By adjusting  $\lambda$ , we might theoretically control the model's smoothness.

### 3.1 Formulation

Herein, we present the application of Lai loss to two prevalently utilized loss functions: Mean Absolute Error (MAE) and Mean Squared Error (MSE).

$$\frac{1}{n} \sum_{i=1}^n |\hat{y}_i - y_i| \cdot \begin{cases} \max \left( \frac{|k_i|}{\sqrt{1+k_i^2}}, \frac{\lambda}{\sqrt{1+k_i^2}} \right) & \text{if } \lambda \geq 1 \\ \max \left( \frac{|k_i|}{\lambda \cdot \sqrt{1+k_i^2}}, \frac{1}{\sqrt{1+k_i^2}} \right) & \text{if } \lambda < 1 \end{cases} \quad (\text{Lai MAE})$$

$$\frac{1}{n} \sum_{i=1}^n (\hat{y}_i - y_i)^2 \cdot \begin{cases} \max \left( \frac{k_i^2}{1+k_i^2}, \frac{\lambda}{1+k_i^2} \right) & \text{if } \lambda \geq 1 \\ \max \left( \frac{k_i^2}{\lambda \cdot (1+k_i^2)}, \frac{1}{1+k_i^2} \right) & \text{if } \lambda < 1 \end{cases} \quad (\text{Lai MSE})$$

### 3.2 High-dimension

Extending the nonlinear regression model to a high-dimensional space, where each component  $[\frac{\partial y}{\partial x_1}, \frac{\partial y}{\partial x_2}, \dots, \frac{\partial y}{\partial x_n}]$  represents the partial derivatives of the target with respect to each feature input direction, known as the gradient vector. Each component undergoes the same Lai loss computation, resulting in a vector comprised of individual losses along each direction.

Analogous to L2 and L1 regularization, the final loss value for the model is defined as either the Euclidean norm (L2 Lai) or the Manhattan norm (L1 Lai) of this vector. Alternatively, drawing inspiration from the ideas of Elastic Net, an additional hyperparameter could be introduced to amalgamate both norms.

### 3.3 Hyperparameter list

In scenarios with a limited number of input feature dimensions, it is feasible to consider establishing a tailored list of hyperparameter, each uniquely corresponding to the loss associated with a specific feature direction. Through meticulous parameter tuning, we might further enhance the performance of the model. Additionally, such refinement of parameters could improve the model's control over sensitivity in certain specific input directions, a typical application of which is to enhance the model's resistance to noise for some features. Under these assumptions, we can even consider to explore optimizing methods for vector-form losses.

Naturally, this approach also results in heightened sensitivity to the choice of hyperparameters. Assuming we need to change the  $\lambda$  in a particular feature direction, it is inevitable that we must adjust the  $\lambda$  for other features to maintain the overall stability of the model. The process of tuning parameters for each direction might act as a form of feature engineering, similar to how Lasso Regression employs regularization to select and emphasize important features.

## 4 Limitation

Directly integrating gradients into the loss function for penalization inevitably has its limitation. The loss itself is directionless, while gradients are directional. In the design of the lai loss, we impose the same penalty on gradients in different directions, as evidenced by the high symmetry in the images in the appendix. This leads to a problem: during the optimization process, if we initially choose the wrong direction and fail to escape the local optimum on that side, our gradients will be constrained in the opposite direction. In linear regression, we might still discard such incorrect solutions by simply observing trends, but in nonlinear regression, it is impractical to judge each point individually. This is fatal for practical applications.

To address this issue, we may need to design a new optimization method specifically targeting the symmetric characteristics of the Lai loss. This method should accurately determine the gradient direction or apply second-order derivative regularization to smooth the gradient vector, thereby avoiding abrupt gradient changes.

## 5 Lai Training

However, the above methods might complicate the application conditions of Lai loss, which is not what we want. To solve this problem simply, we randomly sample a subset of points for Lai loss calculation to achieve gradient regularization, while the remaining points continue to utilize traditional loss function calculations to ensure overall stability. To illustrate this concept, imagine a group of people walking hand in hand; if one person veers off course, the others can pull them back—Unless most of the group veer off course simultaneously. Although the likelihood of this happening is small, it is still possible. To avoid this risk, we need to use the traditional loss function for pre-training before formal training to ensure the initial direction is correct. We refer to this whole process as 'Lai Training'.

An essential assumption of Lai Training is that Lai loss shares a similar set of optimal or locally optimal solutions with traditional losses. This similarity ensures that the random sampling method does not deviate from the original optimal or locally optimal solutions.

The implementation of Lai Training is straightforward. After pre-training the model to an initial stable state using traditional loss functions, in the currently most popular training method, Mini-batch Gradient Descent, we randomly divide the dataset into several batches for gradient descent. We define a new hyperparameter  $\alpha$ , representing the proportion of batches used to compute the Lai loss, while the remaining batches calculate the traditional loss. This approach ensures that a small randomly selected portion of the data is used for each iteration regularization, which also effectively prevents the model from memorizing the gradients of specific points, thereby avoiding excessive penalties on those gradients. And due to the averaging and randomness involved, these penalties are distributed evenly across all training points. By controlling the sizes of the hyperparameters  $\alpha$  and  $\lambda$ , we can effectively control the strength of the regularization.

Lai Training has another advantage: In nonlinear environments with a large sample size, tracking gradients for each data point necessitates substantial computational overhead and time costs. This random sampling significantly reduces the required computational costs, making the application of Lai loss in large models feasible.

## 6 Experiments

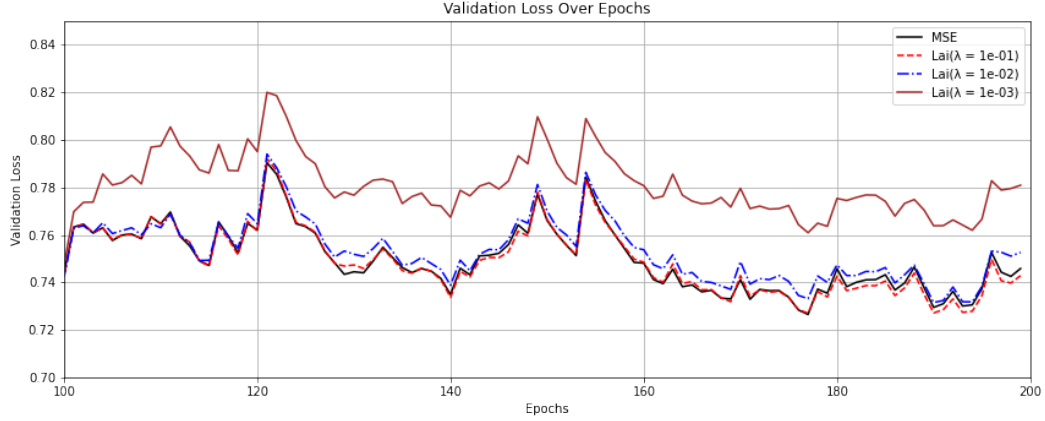
In the preceding sections, we have delineated the theoretical principles of Lai loss. To empirically evaluate its efficacy, we selected the public competition dataset from Kaggle. We constructed a simple neural network and utilized the widely-used Adam optimizer to examine the difference between MSE loss and L2 Lai MSE loss.

### 6.1 Smoothness

We utilized a seed to control all the randomness in the training process, ensuring that any observed differences would exclusively arise from the differences in the loss function. The experimental procedures were as follows:

We randomly extracted 20% of the training set to serve as the validation set, while the remaining 80% was used for training. According to the design of Lai Train, we first pre-trained the model using MSE for 100 epochs until it reached a roughly stable state. Then, we randomly sampled 1% of the data points for Lai loss training for another 100 epochs. The control group continued training with pure MSE for an additional 100 epochs. We used RMSE as the metric to monitor the loss reduction curve on the validation set. The trained model was then employed to make predictions on the test set, and the model's smoothness was quantified based on the variance of the outputs.

We observed that when  $\lambda = 1e-01$ , the validation loss curve of Lai loss closely adheres to that of MSE, indicating that Lai loss, like traditional MSE, shares a similar set of optimal or local optimal solutions.



	MSE	Lai( $\lambda = 1e - 01$ )	Lai( $\lambda = 1e - 02$ )	Lai( $\lambda = 1e - 03$ )
<b>Loss</b>	<b>0.6960</b>	<b>0.6955</b>	0.6997	0.7210
<b>Var</b>	<b>0.7728</b>	0.7683	0.7574	0.6604

Due to its control over smoothness, it sometimes even surpasses traditional MSE in generalization ability on unseen data. As  $\lambda$  is gradually reduced, we find that the loss curve of Lai loss increasingly diverges from that of MSE, but the variance of the outputs progressively decreases. This suggests that the essence of Lai loss involves trading off a small portion of accuracy in exchange for enhanced control over smoothness.

## 6.2 Sensitivity

The previously well-performing setting of  $\lambda = 1e-01$  was selected to further test the model’s sensitivity along each feature direction. We separately introduced Gaussian noise along each feature direction and used the mean of the absolute differences in model output due to this noise as the metric. It was observed that the Lai loss exhibited stronger noise resistance on most features compared to MSE.

	$X_1$	$X_2$	$X_3$	$X_4$	$X_5$	$X_6$	$X_7$	$X_8$	loss
<b>MSE</b>	0.5749	0.0992	0.2109	0.1665	0.1084	0.3845	3.2284	8.4200	<b>0.6960</b>
<b>Lai</b>	0.5739	0.0987	0.2120	0.1636	0.1103	0.3824	3.2053	8.3946	<b>0.6955</b>
<b>Change</b>	<b>-0.16%</b>	<b>-0.53%</b>	<b>+0.52%</b>	<b>-1.74%</b>	<b>+1.78%</b>	<b>-0.55%</b>	<b>-0.71%</b>	<b>-0.30%</b>	<b>-0.07%</b>

Observations also indicated that the model exhibited particularly high sensitivity in the last dimension. We directly reduced the  $\lambda$  in this feature direction to  $1e-03$ , simulating the role of a hyperparameter list. This adjustment significantly reduced the metric by 42% with only a 2.4% sacrifice in model performance, demonstrating that such a modification can effectively enhance the model’s resistance to noise in specific feature directions while preserving overall performance to the maximum possible extent.

	$X_1$	$X_2$	$X_3$	$X_4$	$X_5$	$X_6$	$X_7$	$X_8$	loss
<b>MSE</b>	0.5749	0.0992	0.2109	0.1665	0.1084	0.3845	3.2284	8.4200	<b>0.6960</b>
<b>Lai</b>	0.5509	0.1043	0.1924	0.1402	0.1224	0.3741	2.1643	<b>4.8998</b>	<b>0.7127</b>
<b>Change</b>	<b>-4.17%</b>	<b>+5.16%</b>	<b>-8.75%</b>	<b>-15.80%</b>	<b>+12.99%</b>	<b>-2.70%</b>	<b>-32.96%</b>	<b>-41.81%</b>	<b>+2.40%</b>

However, it is impossible for features to be completely independent in reality. Given the potential interactions among features, such simplistic adjustments might also affect sensitivity in other dimensions. Theoretically, through meticulous tuning of hyperparameters, it is feasible to alter the model’s sensitivity to specific features while preserving others, and there is potential for further enhancing overall performance. We propose a viable tuning strategy: adjusting the model’s hyperparameters to

achieve moderate changes in its sensitivity, thereby avoiding excessive penalization while maintaining performance stability.

## 7 Conclusion

In this study, we introduce a novel loss function, Lai loss: a groundbreaking design that integrates gradients into the traditional loss function through straightforward geometric concepts. This design allows for simultaneous adjustments to the gradients and loss values, aiming to control the gradients while ensuring maximum accuracy. In the theoretical section, we transitioned from discussing the gradients of linear models to exploring the smoothness and sensitivity of nonlinear models. We then developed a training method to address the challenges in practical applications. In the experimental part, we successfully validated the ability of Lai loss to control model smoothness and sensitivity while maintaining stable model performance. However, our work inevitably has limitations, such as some aspects being based solely on theoretical derivations without rigorous mathematical proofs due to the inherent complexity, and the experiments we conducted were simple and preliminary. Nevertheless, given its straightforward concepts and robust performance, we believe that Lai loss has significant potential for extensive application in future machine learning endeavors. We encourage further research to explore additional characteristics and optimizations of Lai loss.



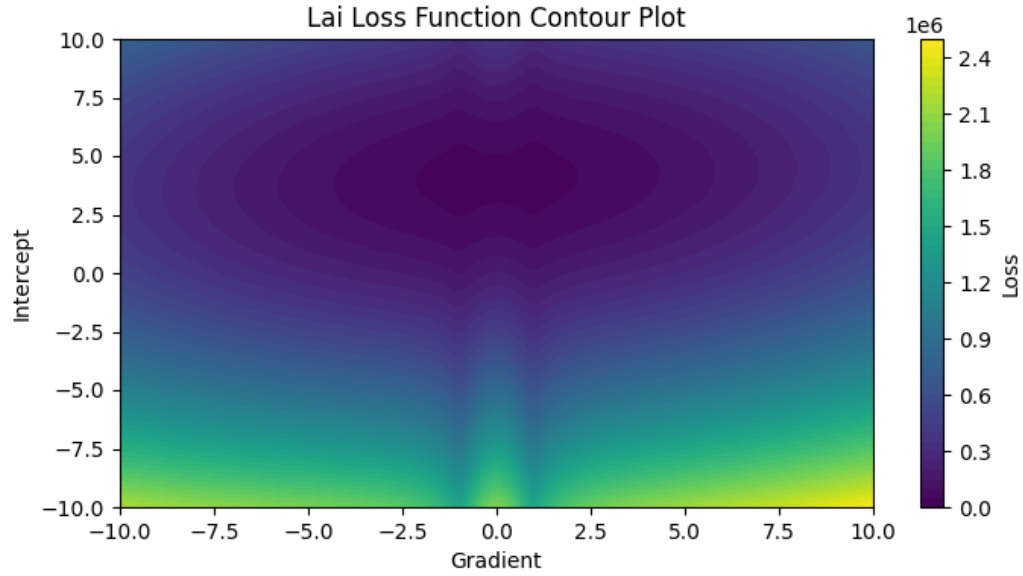
## References

- [1] H. Drucker and Y. Le Cun (1991). *Double Backpropagation Increasing Generalization Performance*. In *Proceedings of the IJCNN-91 Seattle International Joint Conference on Neural Networks*, vol. 2, pages 145–150.
  - [2] Jure Sokolić, Raja Giryes, Guillermo Sapiro, and Miguel R. D. Rodrigues (2017). *Robust Large Margin Deep Neural Networks*. *IEEE Transactions on Signal Processing*, 65(16), pages 4265–4280.
  - [3] Wojciech M. Czarnecki, Simon Osindero, Max Jaderberg, Grzegorz Swirszcz, and Razvan Pascanu (2017). *Sobolev Training for Neural Networks*. In *Advances in Neural Information Processing Systems* (eds. I. Guyon, U. Von Luxburg, S. Bengio, H. Wallach, R. Fergus, S. Vishwanathan, and R. Garnett), volume 30. Curran Associates, Inc.
  - [4] Dániel Varga, Adrián Csiszárík, and Zsolt Zombori (2018). *Gradient Regularization Improves Accuracy of Discriminative Models*. arXiv preprint arXiv:1712.09936.
  - [5] Hongwei Yong, Jianqiang Huang, Xiansheng Hua, and Lei Zhang (2020). *Gradient Centralization: A New Optimization Technique for Deep Neural Networks*. In *Computer Vision – ECCV 2020* (eds. Andrea Vedaldi, Horst Bischof, Thomas Brox, and Jan-Michael Frahm), pages 635–652, Springer International Publishing, Cham. ISBN: 978-3-030-58452-8.
  - [6] Hoang Thanh-Tung, Truyen Tran, and Svetha Venkatesh (2019). *Improving Generalization and Stability of Generative Adversarial Networks*. arXiv preprint arXiv:1902.03984.
  - [7] Chris Finlay and Adam M. Oberman (2021). *Scaleable Input Gradient Regularization for Adversarial Robustness*. *Machine Learning with Applications*, Vol. 3, 100017, ISSN 2666-8270.
  - [8] Jennifer David, Rafael Valencia, Roland Philippsen, Pascal Bosshard, and Karl Iagnemma (2017). *Gradient Based Path Optimization Method for Autonomous Driving*. In *Proceedings of the 2017 IEEE/RSJ International Conference on Intelligent Robots and Systems (IROS)*, pages 4501–4508.
  - [9] Shuiping Gou, Wei Liu, Changzhe Jiao, Haofeng Liu, Yu Gu, Xiaopeng Zhang, Jin Lee, and Licheng Jiao (2019). *Gradient Regularized Convolutional Neural Networks for Low-Dose CT Image Enhancement*. *Physics in Medicine & Biology*, 64(16), pages 165017.
  - [10] Pengliang Li, Junli Liang, Miaohua Zhang, Wen Fan, and Guoyang Yu (2022). *Joint Image Denoising with Gradient Direction and Edge-Preserving Regularization*. *Pattern Recognition*, 125, pages 108506.
  - [11] Saleem (2018). *Unsupervised Speech Enhancement in Low SNR Environments via Sparseness and Temporal Gradient Regularization*. *Applied Acoustics*, 141, pages 333–347.
  - [12] Fuxun Yu, Zirui Xu, Yanzhi Wang, Chenchen Liu, and Xiang Chen (2018). *Towards Robust Training of Neural Networks by Regularizing Adversarial Gradients*. arXiv preprint arXiv:1805.09370.
  - [13] Hoerl, A. E., & Kennard, R. W. (1970). *Ridge Regression: Biased Estimation for Nonorthogonal Problems*. *Technometrics*, 12(1), 55–67. <https://doi.org/10.1080/00401706.1970.10488634>
  - [14] Tibshirani, R. (1996). *Regression Shrinkage and Selection Via the Lasso*. *Journal of the Royal Statistical Society: Series B (Methodological)*, 58(1), 267–288. <https://doi.org/10.1111/j.2517-6161.1996.tb02080.x>
  - [15] Zou, H., & Hastie, T. (2005). *Regularization and Variable Selection Via the Elastic Net*. *Journal of the Royal Statistical Society: Series B (Statistical Methodology)*, 67(2), 301–320. <https://doi.org/10.1111/j.1467-9868.2005.00503.x>
  - [16] Hinton, G. E., Srivastava, N., Krizhevsky, A., Sutskever, I., & Salakhutdinov, R. R. (2012). *Improving Neural Networks by Preventing Co-adaptation of Feature Detectors*. arXiv preprint arXiv:1207.0580.
- Reade, W., & Chow, A. (2023). Regression with a tabular California housing dataset [Data set]. Kaggle. <https://kaggle.com/competitions/playground-series-s3e1>

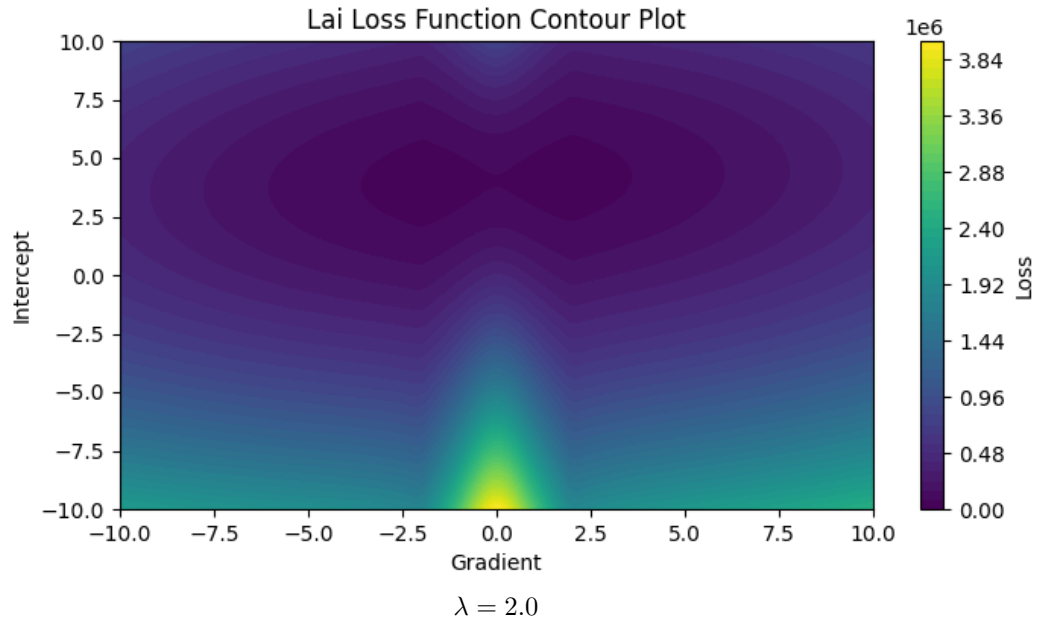
## A How Lai loss control gradients?

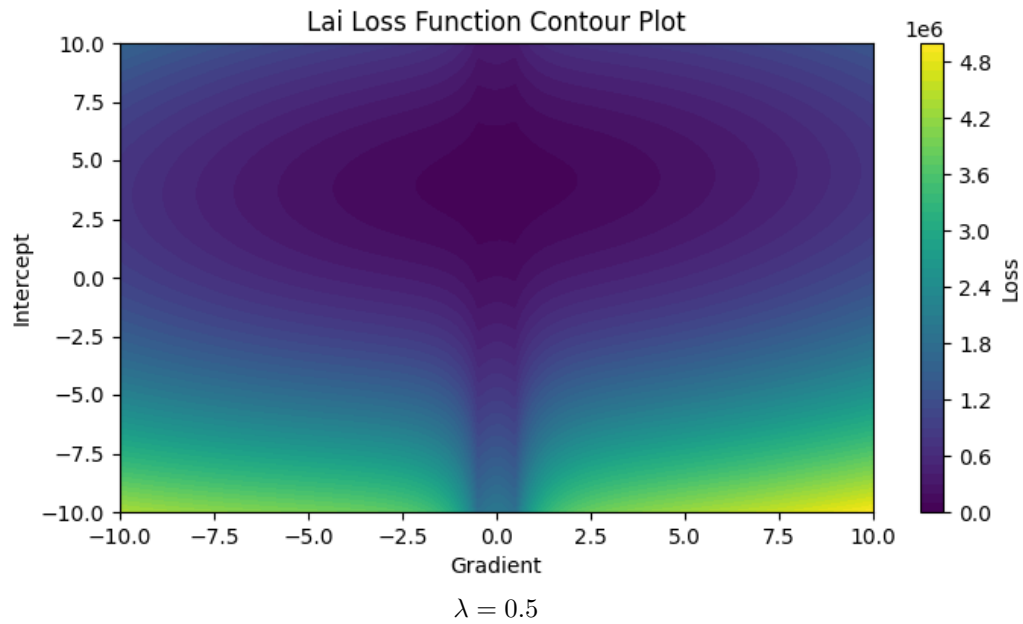
The preceding theory may be somewhat subjective; thus, we need more intuitive evidence to understand how the Lai loss controls the gradient. We randomly generated some two-dimensional data uniformly distributed on either side of the line  $y=3x+4$  and visualized the Lai MAE in a two-dimensional space.

When  $\lambda = 1$ , the image is as follows. It can be seen that the minimum of the function is exactly where the gradient equals 1 and the intercept equals 4.

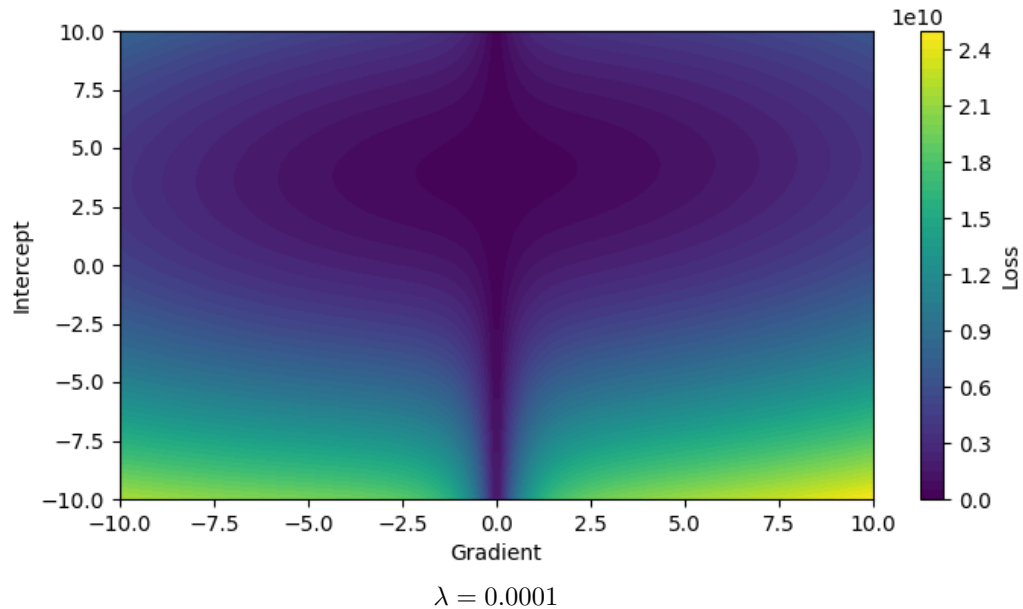


When  $\lambda = 2.0$  or  $\lambda = 1.5$ , the images are as follows. It can be seen that the minimum of the function is exactly where the gradient equals 2 or 0.5, respectively.

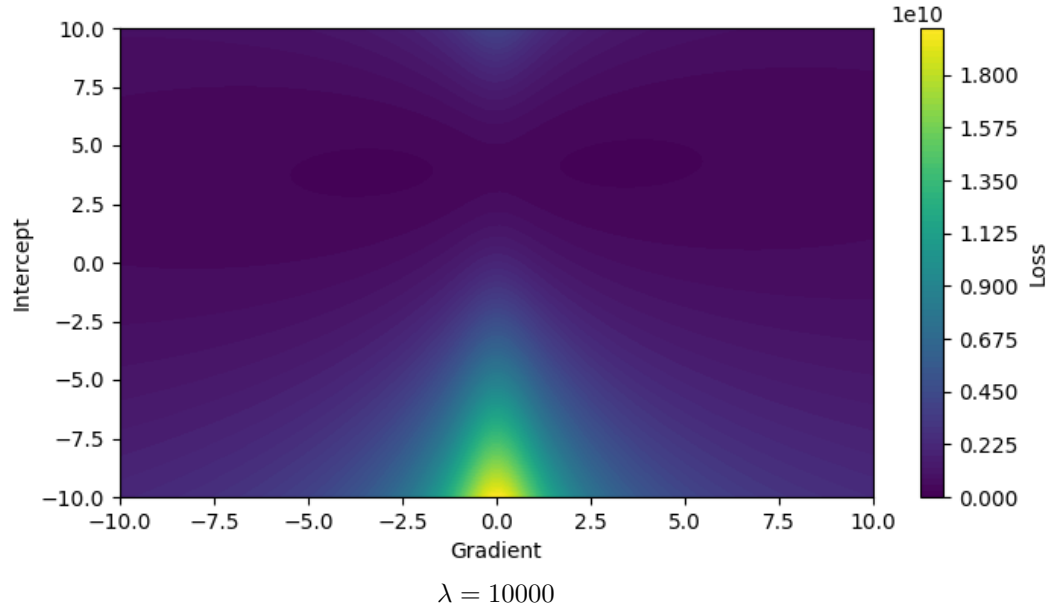




When  $\lambda$  is very small, i.e., when the gradient is excessively penalized downward, a problem arises. Although the gradient can be still controlled to some extent, the intercept is compressed significantly up and down, making it difficult to accurately determine the size of the intercept, thus causing a loss of accuracy. Therefore, we need to control gradient smoothing within a reasonable range.

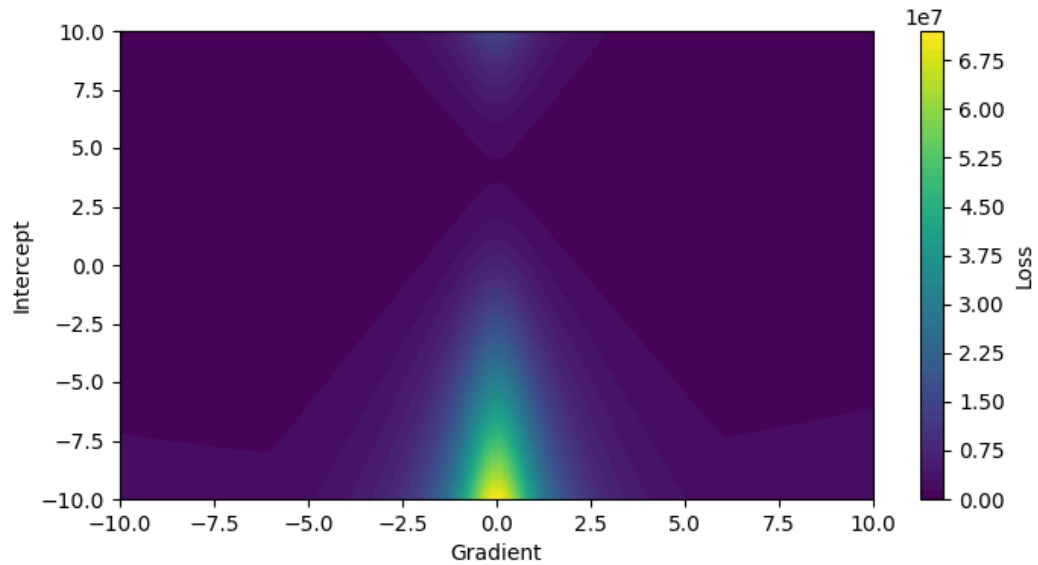


On the other hand, when  $\lambda$  is very large, a 'basin' appears on the right side of the image. Regardless of how much we increase  $\lambda$ , the gradient will always be constrained within this region.



This implies that when the gradient we want to penalize exceeds its original value, the decrease in Lai MAE loss is primarily governed by the original loss  $e_i$ , and the regression gradient is constrained to a position slightly larger than the original value.

However, the Lai MSE loss appears to overcome this limitation. Squaring the loss causes convexification, leading to a distinct local minimum instead of the originally smooth 'basin'.



Lai MSE with  $\lambda = 36$  and the gradient equals 6

In this way, we successfully overcame the upper limit of gradient penalization. Even so, excessive penalization can also lead to a decrease in accuracy.