

Partial information decomposition as information bottleneck

Artemy Kolchinsky^{1,2,*}

¹ICREA-Complex Systems Lab, Universitat Pompeu Fabra, 08003 Barcelona, Spain

²Universal Biology Institute, The University of Tokyo, 7-3-1 Hongo, Bunkyo-ku, Tokyo 113-0033, Japan

The partial information decomposition (PID) aims to quantify the amount of redundant information that a set of sources provide about a target. Here we show that this goal can be formulated as a type of information bottleneck (IB) problem, which we term the “redundancy bottleneck” (RB). The RB formalizes a tradeoff between prediction and compression: it extracts information from the sources that predicts the target, without revealing which source provided the information. It can be understood as a generalization “Blackwell redundancy”, which we previously proposed as a principled measure of PID redundancy. The “RB curve” quantifies the prediction/compression tradeoff at multiple scales. This curve can also be quantified for individual sources, allowing subsets of redundant sources to be identified without combinatorial optimization. We provide an efficient iterative algorithm for computing the RB curve.

I. INTRODUCTION

Many research fields that study complex systems are faced with multivariate probabilistic models and high-dimensional datasets. Prototypical examples include brain imaging data in neuroscience, gene expression data in biology, and neural networks in machine learning. In response, various information-theoretic frameworks have been developed in order to study such multivariate systems in a universal manner. Here we focus on two such frameworks, the *partial information decomposition* and the *information bottleneck*.

The *partial information decomposition* (PID) considers how information about a target random variable Y is distributed among a set of source random variables X_1, \dots, X_n [1–4]. For example, in neuroscience, the sources X_1, \dots, X_n might represent the activity of n different brain regions and Y might represent a stimulus, and one may wish to understand how information about the stimulus is encoded in different brain regions. A central idea of the PID is that the information provided by the sources can exhibit *redundancy*, when the same information about Y is present in each source, and *synergy*, when information about Y is found only in the collective outcome of all sources. Moreover, it has been shown that standard information-theoretic quantities, such as entropy and mutual information, are not sufficient to quantify redundancy and synergy, necessitating the development of new measures [1, 5]. However, finding the right measures of redundancy and synergy has proved difficult. In recent work [4], we showed that these measures can be naturally defined by formalizing the analogy between set theory and information theory that lies at the heart of the PID [5]. We then proposed a measure of redundant information (*Blackwell redundancy*) that is motivated by algebraic, axiomatic, and operational considerations. We argued that Blackwell redundancy overcomes many limitations of previous proposals [4].

The *information bottleneck* (IB) [6, 7] is a method for extracting compressed information from one random variable X that optimally predicts another target random variable Y . For instance, in the neuroscience example with stimulus Y and

brain activity X , the IB method could be used to quantify how well the stimulus can be predicted using only one bit of information about brain activity. The overall tradeoff between prediction of Y and compression of X is captured by the so-called *IB curve*. The IB method has been employed in various domains, including neuroscience [8], biology [9], and cognitive science [10]. In recent times, it has become particularly popular in machine learning applications [7, 11–14].

In this paper, we demonstrate a formal connection between PID and IB. We focus in particular on the relationship between IB and PID redundancy, leaving the connection to other PID measures (such as synergy) for future work. To begin, we show that Blackwell redundancy can be formulated as an information-theoretic optimization problem. This optimization problem extracts information from the sources that best predict the target, without revealing which source provided the information. We then define a generalized measure of Blackwell redundancy by relaxing the constraint; that is, we ask how much predictive information can be extracted from the sources without revealing more than a certain number of bits about the identity of the source. Our generalization leads to an IB-type tradeoff between prediction of the target (generalized redundancy) and compression cost (leakage of information about the identity of the source). We refer to this formulation as the *redundancy bottleneck* (RB), and to the resulting tradeoff between prediction and compression as the *RB curve*. We also show that the RB prediction and compression terms can be decomposed into contributions from individual sources, giving rise to an individual RB curve for each source.

Besides the intrinsic theoretical interest of unifying PID and IB, our approach brings about several practical advantages. In particular, the RB curve offers a fine-grained analysis on PID redundancy, showing how redundant information appears at various scales and across different sources. This fine-grained analysis can be used to uncover sets of redundant sources without performing intractable combinatorial optimization. Our approach has numerical advantages. The original formulation of Blackwell redundancy was based on a difficult optimization problem that becomes infeasible for larger systems. By reformulating Blackwell redundancy as an IB-type problem, we are able to solve it efficiently using an iterative algorithm, even for larger systems (code available at

* artemyk@gmail.com

<https://github.com/artemyk/pid-as-ib>). Finally, the RB brings about has some attractive formal properties. For instance, unlike the original Blackwell redundancy, the RB curve is continuous in the underlying probability distributions.

This paper is organized as follows. In the next section, we provide background on IB, PID, and Blackwell redundancy. In Section III, we introduce the RB, illustrate it with several examples, and discuss its formal properties. In Section IV, we introduce an iterative algorithm to solve the RB problem. We discuss implications and possible future directions in Section V. All proofs are found in the appendix.

II. BACKGROUND

We begin by providing relevant background on information bottleneck, partial information decomposition, and Blackwell redundancy.

A. Information bottleneck (IB)

The information bottleneck (IB) method provides a way to extract information that is present in one random variable X that is relevant for predicting another target random variable Y [6, 15, 16]. To do so, IB posits a “bottleneck variable” Q that obeys the Markov condition $Q-X-Y$. This Markov condition guarantees that Q does not contain any information about Y that is not found in X . The quality of any particular choice of bottleneck variable Q is quantified via two mutual information terms: $I(X; Q)$, which measures how well it compresses X , and $I(Y; Q)$, which measures how well it predicts Y . The IB method chooses Q to maximize prediction given a constraint on compression [15–17],

$$I_{\text{IB}}(R) = \sup_{Q: Q-X-Y} I(Y; Q) \quad \text{where} \quad I(X; Q) \leq R. \quad (1)$$

The values of $I_{\text{IB}}(R)$ for different R specify the *IB curve*, which encodes the overall tradeoff between prediction and compression.

In practice, the IB curve is usually explored by considering the Lagrangian relaxation of the constrained optimization problem (1),

$$F_{\text{IB}}(\beta) := \sup_Q I(Y; Q) - \frac{1}{\beta} I(X; Q) \quad (2)$$

Here $\beta \geq 0$ is a parameter that controls the trade-off between compression cost (favored for $\beta \rightarrow 0$) and prediction benefit (favored for $\beta \rightarrow \infty$). The advantage of the Lagrangian formulation is that it avoids the non-linear constraint in Eq. (1). If the IB curve is strictly concave, then the two formulations (1) and (2) are equivalent, meaning that there is a one-to-one map between the solutions of both problems. When the IB curve is not strictly concave, a modified objective such as the “squared Lagrangian” or “exponential Lagrangian” should be used instead; see Refs. [18–20] for more details.

Since the original proposal, many reformulations, generalizations, and variants of the IB have been developed [7]. Notable examples include the “conditional entropy bottleneck” (CEB) [13, 21], the “multi-view IB” [22], the “distributed IB” [23], as well as a large family of objectives called the “multivariate IB” [24]. In general, all of these approaches consider a tradeoff between two information-theoretic terms — one term that quantifies prediction of target information that should be maximized, and one term that quantifies compression of unwanted information that should be minimized. We refer to an optimization that involves a tradeoff between information-theoretic prediction and compression terms as an *IB-type problem*.

B. Partial information decomposition

The PID considers how information about a target random variable Y is distributed across a set of source random variables X_1, \dots, X_n . One of the main goals of the PID is to quantify redundancy, the amount of shared information that is found in each of the sources. The notion of redundancy in PID was inspired by an analogy between set theory and information theory that has re-appeared in various forms throughout the history of information theory [25–31]. If the amount of information provided by each source X_s is conceptualized as the size of a set, then the redundancy is conceptualized as the size of the intersection of those sets [1, 4, 5]. Until recently, however, this analogy was treated mostly as an informal source of intuition, not as a rigorous technique.

In a recent paper [4], we demonstrated that the terms of the PID can be defined by formalizing this analogy to set theory. Recall that in set theory, the intersection of sets A_1, \dots, A_n is defined as the largest set B that is contained in each set A_s for $s \in \{1 \dots n\}$. Thus, the size of the intersection of sets A_1, \dots, A_n is

$$\left| \bigcap_{s=1}^n A_s \right| = \sup_B |B| \quad \text{where} \quad B \subseteq A_s \quad \forall s \in \{1 \dots n\}.$$

We showed that PID redundancy can be defined in a similar way. Formally, the redundancy between sources X_1, \dots, X_n is the maximum mutual information in any random variable Q that is less informative about the target Y than each individual source [4],

$$I_{\cap}^{\square} := \sup_Q I(Q; Y) \quad \text{where} \quad Q \sqsubseteq X_s \quad \forall s \in \{1 \dots n\}. \quad (3)$$

The notation $Q \sqsubseteq X_s$ indicates that Q is less informative about the target than X_s , as defined via some ordering relation \sqsubseteq which fixes the redundancy measure I_{\cap}^{\square} . We discuss the particular choice of this ordering relation in the following subsection.

We used a similar approach to define “union information”, which in turn leads to a principled measure of synergy [4]. Note that union information and redundancy are related algebraically but not numerically; in particular, unlike in set theory, the principle of inclusion-exclusion does not always hold. As

mentioned above, here we focus entirely on redundancy, and leave the exploration of connections between IB and union information/synergy for future work.

C. Blackwell redundancy

Our definition of PID redundancy (3) depends on the definition of the “less informative” relation \sqsubseteq . Although there are many relations that can be considered [25, 32–35], arguably the most natural choice is the *Blackwell order*.

The Blackwell order is a relation over channels, i.e., conditional distributions with full support. Formally, some channel $\kappa_{B|Y}$ is said to be less informative than $\kappa_{C|Y}$ in the sense of the Blackwell order if there exists some other channel $\kappa_{B|C}$ such that

$$\kappa_{B|Y} = \kappa_{B|C} \circ \kappa_{C|Y}. \quad (4)$$

Throughout, we use the notation \circ to indicate composition of channels, as defined via matrix multiplication (for instance, $\kappa_{B|Y} = \kappa_{B|C} \circ \kappa_{C|Y}$ is equivalent to the statement $\kappa_{B|Y}(b|y) = \sum_c \kappa_{B|C}(b|c) \kappa_{C|Y}(c|y)$ for all b and y). Eq. (4) In other words, $\kappa_{B|Y}$ is less informative than $\kappa_{C|Y}$ when $\kappa_{B|Y}$ can be produced by downstream stochastic processing of the output of channel $\kappa_{C|Y}$. We use the notation

$$\kappa_{B|Y} \preceq \kappa_{C|Y}, \quad (5)$$

to indicate that $\kappa_{B|Y}$ is less Blackwell informative than $\kappa_{C|Y}$. The Blackwell order can also be defined over random variables rather than channels. Given a target random variable Y with full support, random variable B is said to be less Blackwell informative than random variable C about Y , written as

$$B \preceq_Y C, \quad (6)$$

when their corresponding conditional distributions obey the Blackwell relation, $p_{B|Y} \preceq p_{C|Y}$ [36].

The Blackwell order plays a fundamental role in statistics, and it has a important operational characterization in decision theory [36–38]. Specifically, $p_{B|Y} \preceq p_{C|Y}$ if and only if having access to channel $p_{C|Y}$ is better for every decision problem than having access to channel $p_{B|Y}$. See Refs. [4, 39] for details of this operational characterization and Refs. [4, 36, 39–42] for more discussion of the relation between the Blackwell order and the PID.

Combining the Blackwell order (6) with Eq. (3) gives rise to *Blackwell redundancy* [4]. Blackwell redundancy, indicated here as I_{\sqsubseteq} , is the maximal mutual information in any random variable that is less Blackwell informative than each of the sources,

$$I_{\sqsubseteq} := \sup_Q I(Q; Y) \quad \text{where } Q \preceq_Y X_s \forall s. \quad (7)$$

I_{\sqsubseteq} has many attractive features as a measure of PID redundancy, and it overcomes many problems with previous approaches [4]. For instance, it can be defined for any number of sources, it satisfies the PID axioms, and it has fundamental statistical and operational interpretation. Statistically, it is

the maximum information transmitted across any channel that can be produced by downstream processing of any one of the sources. Operationally, it is the maximum information that one can have about Y without being able to do better on any decision problem than another agent that has access to one of the sources.

The optimization problem (7) can be formulated as the maximization of a convex function subject to a set of linear constraints [4]. For a finite-dimensional system, the feasible set is a finite-dimensional polytope, and the maximum will lie on one of its extreme points, therefore the optimization can be solved exactly by enumerating the vertices of the feasible set and choosing the best one [4]. However, this approach is limited to small systems, because the number of vertices of the feasible set can grow exponentially.

Finally, observe that the target random variable Y and the source random variables X_1, \dots, X_n enter into the definition of Blackwell redundancy only via the marginal distribution p_Y and the channels $p_{X_1|Y}, \dots, p_{X_n|Y}$. In particular, the joint distribution over X_1, \dots, X_n is not used and, in principle, may not even be defined. For this reason, it is more appropriate to consider Blackwell redundancy as a measure of redundancy in the channels $p_{X_1|Y}, \dots, p_{X_n|Y}$, rather than as a measure of redundancy in the random variables X_1, \dots, X_n . In the following, we generally work with the channel-based perspective.

III. REDUNDANCY BOTTLENECK

In this section, we introduce the redundancy bottleneck (RB) and illustrate it with examples.

A. Reformulation of Blackwell redundancy

We first reformulate Blackwell redundancy (7) in terms of a different optimization problem.

We begin with a few preliminaries. We assume that we are provided with the marginal distribution p_Y of the target random variable Y , as well as n source channels $p_{X_1|Y}, \dots, p_{X_n|Y}$. Without loss of generality, we assume that p_Y has full support. We use calligraphic letters (like \mathcal{Y} and \mathcal{X}_s) to indicate the set of outcomes of random variables (like Y and X_s). For simplicity, we generally use notation appropriate for discrete-valued variables, such as in Eq. (4), though most of our results also apply to continuous-valued variables.

Our reformulation of Blackwell redundancy will make use of the random variable Y , along with two additional random variables S and Z . The outcomes of S are the indexes of the different sources, $\mathcal{S} = \{1, \dots, n\}$. The set of outcomes of Z is the union of the outcomes of the individual sources, $\mathcal{Z} = \bigcup_{s=1}^n \mathcal{X}_s$. For example, if there are two sources, one binary-valued ($\mathcal{X}_1 = \{0, 1\}$) and ternary-valued ($\mathcal{X}_2 = \{0, 1, 2\}$), then the outcomes of Z would be $\mathcal{Z} = \{0, 1\} \cup \{0, 1, 2\} = \{0, 1, 2\}$. The joint probability distribution over (Y, S, Z) is

defined as

$$p_{YSZ}(y, s, z) = \begin{cases} p_Y(y)\nu_S(s)p_{X_s|Y}(z|y) & \text{if } z \in \mathcal{X}_s \\ 0 & \text{otherwise} \end{cases} \quad (8)$$

In words, y is drawn from the marginal p_Y , the source s is then drawn independently from the distribution ν_S , and finally z is drawn from the channel $p_{X_s|Y}(z|y)$ corresponding to source s . In this way, the channels corresponding to the n sources ($p_{X_1|Y}, \dots, p_{X_n|Y}$) are combined into a single conditional distribution $p_{Z|SY}$.

We treat the distribution ν_S as an arbitrary fixed parameter. As we will see below, different choices of ν_S will cause the different sources to be weighed differently in the computation of the RB. Except where otherwise noted, we make no assumptions about the distribution ν_S except that it has full support.

Note that Y and S are independent under the distribution defined in Eq. (8), so

$$I(Y; S) = 0. \quad (9)$$

Actually, many of our results can be generalized to the case where there are correlations between S and Y . We leave exploration of this generalization for future work.

In addition to Y , Z and S , we introduce another random variable Q . This random variable obeys the Markov condition $Q - (Z, S) - Y$, which ensures that Q does not contain any information about Y that is not contained in the joint outcome of Z and S . The full joint distribution over (Y, S, Z, Q) is

$$p_{YSZQ}(s, x, y) = p_{YSZ}(y, s, z)p_{Q|SZ}(q|s, x). \quad (10)$$

We sometimes refer to Q as the ‘‘bottleneck’’ random variable.

Our first result shows that Blackwell redundancy can be equivalently expressed via a constrained optimization problem. Here the optimization is over bottleneck random variables Q , i.e., over conditional distributions $p_{Q|SZ}$ in Eq. (10).

Theorem 1. *Blackwell redundancy (7) can be expressed as*

$$I_{\cap} = \sup_{Q:Q-(Z,S)-Y} I(Q; Y|S) \quad \text{where } I(Q; S|Y) = 0.$$

Importantly, Theorem 1 does not depend on the choice of the distribution ν_S , as long as it has full support.

In Theorem 1, the Blackwell order constraint in Eq. (7) has been replaced by an information-theoretic constraint $I(Q; S|Y) = 0$, which states that Q does not provide any information about the identity of source S , additional to that already provided by the target Y . The objective $I(Q; Y)$ has been replaced by the conditional mutual information $I(Q, Y|S)$. Actually, the objective can be equivalently written in either form, since $I(Q; Y|S) = I(Q; Y)$ given our assumption (see proof of Theorem 1 in the appendix). However, the conditional mutual information form will be useful for further generalization and decomposition, as discussed in the next section.

B. Redundancy bottleneck

To relate Blackwell redundancy to IB, we relax the constraint in Theorem 1 by allowing the leakage of R bits of conditional information about the source S . This defines the *redundancy bottleneck* (RB) at compression rate R ,

$$I_{\text{RB}}(R) := \sup_{Q:Q-(Z,S)-Y} I(Q; Y|S) \quad \text{where } I(Q; S|Y) \leq R. \quad (11)$$

We note that for $R > 0$, the value of $I_{\text{RB}}(R)$ does depend on the choice of the source distribution ν_S .

Eq. (11) is an IB-type problem that involves a tradeoff between prediction $I(Q; Y|S)$ and compression $I(Q; S|Y)$. The prediction term $I(Q; Y|S)$ quantifies the generalized Blackwell redundancy encoded in the bottleneck variable Q . The compression term $I(Q; S|Y)$ quantifies the amount of conditional information that the bottleneck variable leaks about the identity of the source. The set of optimal values of $(I(Q; S|Y), I(Q; Y|S))$ define the *redundancy bottleneck curve* (RB curve) that encodes the overall tradeoff between prediction and compression.

We prove a few useful facts about the RB, starting from monotonicity and concavity.

Theorem 2. *$I_{\text{RB}}(R)$ is non-decreasing and concave as a function of R .*

Since $I_{\text{RB}}(R)$ is non-decreasing in R , the lowest RB value is achieved in the $R = 0$ regime, when it equals the Blackwell redundancy (Theorem 1),

$$I_{\text{RB}}(R) \geq I_{\text{RB}}(0) = I_{\cap}. \quad (12)$$

The largest value is achieved as $R \rightarrow \infty$, when the compression constraint vanishes. It can be shown that $I(Q; Y|S) \leq I(Z, Y|S) = I(Y; Z, S)$ using the Markov condition $Q - (Z, S) - Y$ and the data processing inequality (see next subsection), and that this upper bound is achieved by using the bottleneck variable $Q = Z$. Combining implies

$$I_{\text{RB}}(R) \leq I(Z; Y|S) = \sum_s \nu_S(s)I(X_s; Y), \quad (13)$$

where we used the form of the distribution p_{YSZ} in Eq. (8) to arrive at the last expression. The range of necessary compression rates can be restricted as $0 \leq R \leq I(Z; S|Y)$.

In addition, for finite-dimensional sources, it suffices to consider finite-dimensional Q .

Theorem 3. *For the optimization problem (11), it suffices to consider Q of cardinality $|\mathcal{Q}| \leq \sum_s |\mathcal{X}_s| + 1$.*

Theorem 3 implies that for finite-dimensional sources, the RB problem (11) involves the maximization of a continuous objective over a compact domain, so the supremum is always achieved by some Q [43].

The Lagrangian relaxation of the constrained RB problem (11) is given by

$$F_{\text{RB}}(\beta) = \sup_{Q:Q-(Z,S)-Y} I(Q; Y|S) - \frac{1}{\beta} I(Q; S|Y). \quad (14)$$

The parameter β controls the tradeoff between prediction and compression. The $\beta \rightarrow 0$ limit corresponds to the $R = 0$ regime, in which case Blackwell redundancy is recovered, while the $\beta \rightarrow \infty$ limit corresponds to the $R = \infty$ regime, when the compression constraint is removed. The RB Lagrangian (14) is often simpler to optimize than the constrained optimization (11). Moreover, when the RB curve $I_{\text{RB}}(R)$ is strictly concave, there is a one-to-one relationship between the solutions to the two optimization problems (11) and (14). However, when the RB curve is not strictly concave, there is no one-to-one relationship and the usual Lagrangian formulation is insufficient. This can be addressed by optimizing a modified objective that combines prediction and compression in a nonlinear fashion, such as the ‘‘exponential Lagrangian’’ [19],

$$F_{\text{RB}}^{\text{exp}}(\beta) = \sup_{Q: Q - (Z, S) - Y} I(Q; Y|S) - \frac{1}{\beta} e^{I(Q; S|Y)}. \quad (15)$$

(See analogous analysis for IB in Ref. [18, 19].)

C. Contributions from different sources

Both the RB prediction and compression terms can be decomposed into contributions from different sources, leading to an individual RB curve for each source. As we show in the examples below, this decomposition can be used to identify groups of redundant sources without having to perform intractable combinatorial optimization.

Let Q be an optimal bottleneck variable at rate R , so that $I_{\text{RB}}(R) = I(Q; Y|S)$ and $I(Q; S|Y) \leq R$. Then, the RB prediction term can be expressed as the weighted average of prediction contributions from individual sources,

$$I_{\text{RB}}(R) = I(Q; Y|S) = \sum_s \nu_S(s) I(Q; Y|S = s). \quad (16)$$

Here we introduced the specific conditional mutual information,

$$I(Q; Y|S = s) := D(p_{Q|Y, S=s} \| p_{Q|S=s}), \quad (17)$$

where $D(\cdot \| \cdot)$ is the Kullback-Leibler (KL) divergence. To build intuitions about this decomposition, we use the Markov condition $Q - (Z, S) - Y$ to express the conditional distributions in Eq. (17) as compositions of channels,

$$\begin{aligned} p_{Q|Y, S=s} &= p_{Q|Z, S=s} \circ p_{Z|Y, S=s} \\ p_{Q|S=s} &= p_{Q|Z, S=s} \circ p_{Z|S=s} \end{aligned}$$

Using the data-processing inequality for KL divergence and Eq. (8), we can then write

$$I(Q; Y|S = s) \leq D(p_{Z|Y, S=s} \| p_{Z|S=s}) = D(p_{X_s|Y} \| p_{X_s}).$$

The last term is simply the mutual information $I(Y; X_s)$ between the target and source s . Thus, the prediction contribution from source s is bounded between 0 and the mutual information provided by that source,

$$0 \leq I(Q; Y|S = s) \leq I(Y; X_s). \quad (18)$$

The difference between the mutual information and the actual prediction contribution,

$$I(Y; X_s) - I(Q; Y|S = s) \geq 0,$$

can be understood as the unique information in source s . The upper bound in Eq. (18) is achieved in the $R \rightarrow \infty$ limit by $Q = Z$, leading to Eq. (13). Conversely, for $R = 0$, $p_{Q|Y, S=s} = p_{Q|Y}$ (from $I(Q; S|Y) = 0$) and $p_{Q|S=s} = p_Q$ (from Eq. (9)), so

$$I(Q; Y|S = s) = I(Q; Y) = I_{\text{RB}}(0) = I_{\cap}.$$

Thus, when $R = 0$, the prediction contribution from each source is the same, and it is equal to Blackwell redundancy.

The RB compression cost can also be decomposed into contributions from individual sources:

$$I(Q; S|Y) = \sum_s \nu_S(s) I(Q; S = s|Y). \quad (19)$$

Here we introduced the specific conditional mutual information,

$$I(Q; S = s|Y) := D(p_{Q|Y, S=s} \| p_{Q|Y}). \quad (20)$$

Observe that in both decompositions (16) and (19), the source contributions are weighted by the distribution $\nu_S(s)$. Thus, the distribution ν_S determines how different sources play into the tradeoff between prediction and compression.

The source compression terms can be related to so-called *deficiency*, a quantitative generalization of the Blackwell order. Although various versions of deficiency can be defined [44–46], here we consider the ‘‘weighted deficiency’’ induced by the KL divergence. For any two channels $p_{B|Y}$ and $p_{C|Y}$, it is defined as

$$\begin{aligned} \delta_D(p_{B|Y}, p_{C|Y}) &:= \\ \inf_{\kappa_{B|C}} \sum_y p_Y(y) D(\kappa_{B|C} \circ p_{C|Y=y} \| p_{B|Y=y}). \end{aligned} \quad (21)$$

The weighted deficiency quantifies the degree to which two channels violate the Blackwell order, vanishing when $\kappa_{B|Y} \preceq \kappa_{C|Y}$. To relate the source compression terms (19) to deficiency, observe that $p_{Q|Y, S=s} = p_{Q|Z, S=s} \circ p_{Z|Y, S=s}$ and that $p_{Z|Y, S=s} = p_{X_s|Y}$. Given Eq. (20), we then have

$$I(Q; S = s|Y) \geq \delta_D(p_{X_s|Y}, p_{Q|Y}).$$

Thus, the RB compression constraint in (11) implies an upper bound on the averaged deficiency of $p_{Q|Y}$.

Interestingly, several recent papers have studied the relationship between deficiency and PID redundancy, for the restricted case of two sources [38, 41, 46–48]. To our knowledge, we provide the first link between deficiency and redundancy for the general case of multiple sources. Note also that previous work considered a slightly different definition of deficiency where the arguments of the KL divergence are reversed. Our definition of deficiency is arguably more natural, since it is more natural to minimize KL over a convex set with respect to the first argument [49].

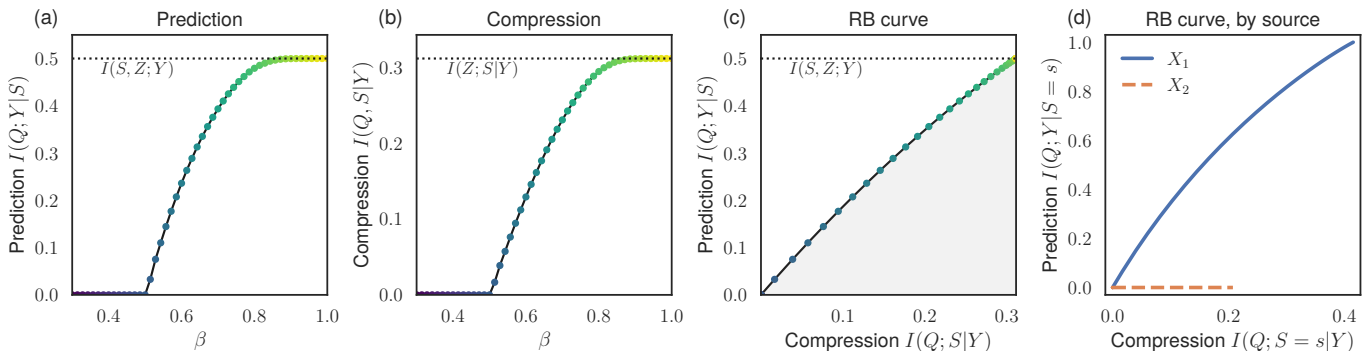


Figure 1. RB analysis for the UNIQUE gate (Example 1). **(a)** and **(b)**: Prediction and compression values found by optimizing the RB Lagrangian (14) at different β . **(c)** The RB curve shows the tradeoff between optimal compression and prediction values; marker colors correspond to β values, as in (a) and (b). All bottleneck variables Q must fall within the accessible grey region. **(d)** The RB curve is decomposed into contributions from different sources. Here only source 1 provides prediction at any level of compression. Line colors and styles indicate different sources.

D. Examples

We illustrate our approach using a few examples. For simplicity, in all examples we use a uniform distribution over the sources, $\nu_S(s) = 1/n$. Numerical results are calculated using the iterative algorithm described in the next section.

Example 1. We begin by considering a very simple system, called “UNIQUE gate” in the PID literature. Here the target Y is binary and uniformly-distributed, $p_Y(y) = 1/2$ for $y \in \{0, 1\}$. There are two binary-valued sources, X_1 and X_2 , where the first source is a copy of the target, $p_{X_1|Y}(x_1|y) = \delta_{x_1,y}$, while the second source is an independent and uniformly-distributed bit, $p_{X_2|Y}(x_2|y) = 1/2$. Thus, source X_1 provides 1 bit of information about the target, while X_2 provides none. The Blackwell redundancy is $I_\cap = 0$ [4], because it is impossible to extract any information from the sources without revealing that this information came from X_1 .

We perform RB analysis by optimizing the RB Lagrangian $F_{\text{RB}}(\beta)$ (14) at different β . Figure 1(a) and (b) shows the prediction $I(Q; Y|S)$ and compression $I(Q; S|Y)$ values for the optimal bottleneck variables Q . At small β , prediction converges to Blackwell redundancy, $I(Q; Y|S) = I_\cap = 0$, and there is complete loss of information about source identity, $I(Q; S|Y) = 0$. At larger β , the prediction approaches the maximum $I(Q; Y|S) = 0.5 \times I(X_1; Y) = 0.5$ bit, and compression is $I(Q; S|Y) = I(Z; S|Y) \approx 0.311$ bit. Figure 1(c) shows the RB curve, showing the overall tradeoff between prediction and compression. Figure 1(d) shows the RB curves for the different sources, showing the source prediction $I(Q; Y|S = s)$ and compression $I(Q; S = s|Y)$ contributions. As expected, only X_1 contributes to prediction at any level of compression.

To summarize, if some information about the identity of the source can be leaked (non-zero compression cost), then improved prediction of the target is possible. At the maximum needed compression cost of 0.311, it is possible to extract 1 bit of predictive information from X_1 and 0 bits from X_2 , leading to an average of 0.5 bits of prediction.

Example 2. We now consider the “AND gate”, another well-known system from the PID literature. There are two independent and uniformly-distributed binary sources X_1 and X_2 . The target Y is also binary-valued and determined computed via $Y = X_1 \text{ AND } X_2$. Then, $p_Y(0) = 3/4$ and $p_Y(1) = 1/4$, and both sources have the same channel,

$$p_{X_s|Y}(x|y) = \begin{cases} 2/3 & \text{if } y = 0, x = 0 \\ 1/3 & \text{if } y = 0, x = 1 \\ 0 & \text{if } y = 1, x = 0 \\ 1 & \text{if } y = 1, x = 1 \end{cases}$$

Because the two sources channels are the same, Blackwell redundancy obeys $I_\cap = I(Y; X_1) = I(Y; X_2) = 0.311$ bits [4]. From Eqs. (12) and (13), we see that $I_{\text{RB}}(R) = I_\cap$ across all compression rates. In this system, all information is redundant, so there is no strict tradeoff between prediction and compression. The RB curve (not shown) consists of a single point, $(I(Q; Y|S), I(Q; S|Y)) = (0.311, 0)$.

Example 3. We now consider a more sophisticated example with 4 sources. The target is binary-valued and uniformly-distributed, $p_Y(y) = 1/2$ for $y \in \{0, 1\}$. There are four binary-valued sources, where the conditional distribution of each source $s \in \{1, 2, 3, 4\}$ is a binary symmetric channel with error probability ϵ_s :

$$p_{X_s|Y}(x|y) = \begin{cases} 1 - \epsilon_s & \text{if } y = x \\ \epsilon_s & \text{if } y \neq x \end{cases} \quad (22)$$

We take $\epsilon_1 = \epsilon_2 = 0.1$, $\epsilon_3 = 0.2$, and $\epsilon_4 = 0.5$. Thus, sources X_1 and X_2 provide a lot of information about the target, X_3 provides less information, and while X_4 is completely independent of the target.

We perform our RB analysis and plot RB prediction values in Figure 2(a) and compression values in Figure 2(b), as found by optimizing the RB Lagrangian at different β . At small β , prediction converges to Blackwell redundancy, $I(Q; Y|S) = I_\cap = 0$, and there is complete loss of information about source identity, $I(Q; S|Y) = 0$. At large β , the

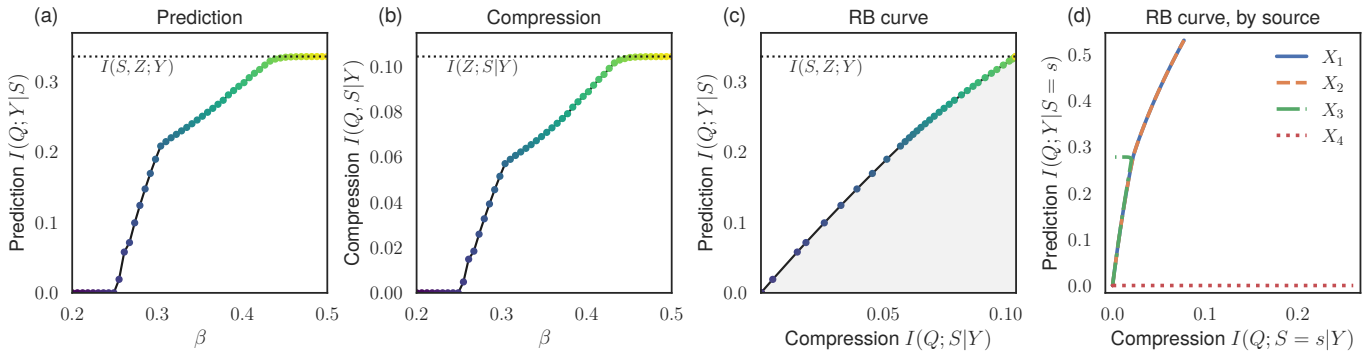


Figure 2. RB analysis for the system with 4 binary symmetric channels (Example 3). **(a)** and **(b)**: Prediction and compression values found by optimizing the RB Lagrangian (14) at different β . **(c)** The RB curve shows the tradeoff between optimal compression and prediction values; marker colors correspond to β values, as in (a) and (b). All possible bottleneck variables Q must fall within the accessible grey region. **(d)** The RB curve is decomposed into contributions from different sources. Line colors and styles indicate different sources.

prediction is equal to the maximum $I(Z; Y|S) \approx 0.335$ bit, and compression is equal to $I(Q; S|Y) \approx 0.104$ bit. The RB curve undergoes some phase transitions as different optimal strategies are uncovered at increasing β . Figure 1(c) shows the RB curve.

Figure 2(d) shows the RB curves for the different sources. Source X_4 does not contribute to prediction at any level of compression, in accord with the fact that $I(Q; Y|S = s) \leq I(X_4; Y) = 0$. Sources X_1 and X_2 provide the same amount of prediction and compression at all points, up to the maximum $I(X_2; Y) \approx 0.531$. Source X_3 provides the same amount of prediction and compression as sources X_1 and X_2 , until it hits its maximum $I(X_3; Y) \approx 0.278$. At this point, X_3 splits off from sources X_1 and X_2 and its compression contribution decreases to 0; this is compensated by the increasing compression cost of sources X_1 and X_2 . Interestingly, we see that the RB curves of the individual sources may not be concave, unlike the overall RB curve.

Observe that the RB curves for the individual sources allow us to identify that sources X_1 and X_2 provide the most redundant information.

Example 4. In our final example, the target consists of 3 binary spins with a uniform distribution, so $Y = (Y_1, Y_2, Y_3)$ and $p_Y(y) = 1/8$ for all y . There are three sources, each of which contains two binary spins. Sources X_1 and X_2 are both equal to the first two spins of the target Y , $X_1 = X_2 = (Y_1, Y_2)$. Source X_3 is equal to the first and last spin of the target, $X_3 = (Y_1, Y_3)$. Each source provides $I(Y; X_s) = 2$ bits of mutual information about the target.

The Blackwell redundancy I_\cap is 1 bit, reflecting the fact that there is a single binary spin that is included in all sources (Y_1).

We perform our RB analysis and plot RB prediction values in Figure 3(a) and compression values in Figure 3(b), as found by optimizing the RB Lagrangian at different β . At small β , prediction converges to Blackwell redundancy, $I(Q; Y|S) = I_\cap = 1$, and $I(Q; S|Y) = 0$. At large β , the prediction is equal to the maximum $I(Z; Y|S) = 2$ bit, and compression is equal to $I(Z; S|Y) \approx 0.459$. As in the previous example, the RB curve undergoes phase transitions as different optimal

strategies are uncovered at different β . Figure 3(c) shows the RB curve.

Figure 3(d) shows the RB curves for the different sources. It can be seen that sources X_1 and X_2 provide more redundant information. For instance, at source compression $I(Q; S = s|Y) \approx .25$, X_1 and X_2 provide 2 bits of prediction, while X_3 provides only a single bit. This again shows how the RB source decomposition can be used to identify sources with high levels of redundancy.

E. Continuity

In the final section of our theoretical analysis, we consider the continuity of RB as a function of the underlying probability distribution.

It is known Blackwell redundancy I_\cap can be discontinuous as a function of the probability distribution of the target and source channels [4]. In Ref. [4], we explain the origin of this discontinuity in geometric terms and provide sufficient conditions for Blackwell redundancy to be continuous. Nonetheless, the discontinuity of I_\cap is sometimes seen as an undesired property.

On the other hand, RB is continuous for all $R > 0$.

Theorem 4. For finite dimensional systems and $R > 0$, $I_{RB}(R)$ is a continuous function of the probability values $p_{X_s|Y}(x|y)$, $p_Y(y)$, and $\nu_S(s)$.

Thus, by relaxing the compression constraint in Theorem 1, we “smooth out” the behavior of Blackwell redundancy and arrive at a continuous measure. We illustrate this using a simple example.

Example 5. We consider the COPY gate, a standard example in the PID literature. Here there are two binary-valued sources jointly distributed according to

$$p_{X_1 X_2}(x_1, x_2) = \begin{cases} 1/2 - \epsilon/4 & \text{if } x_1 = x_2 \\ \epsilon/4 & \text{if } x_1 \neq x_2 \end{cases}$$

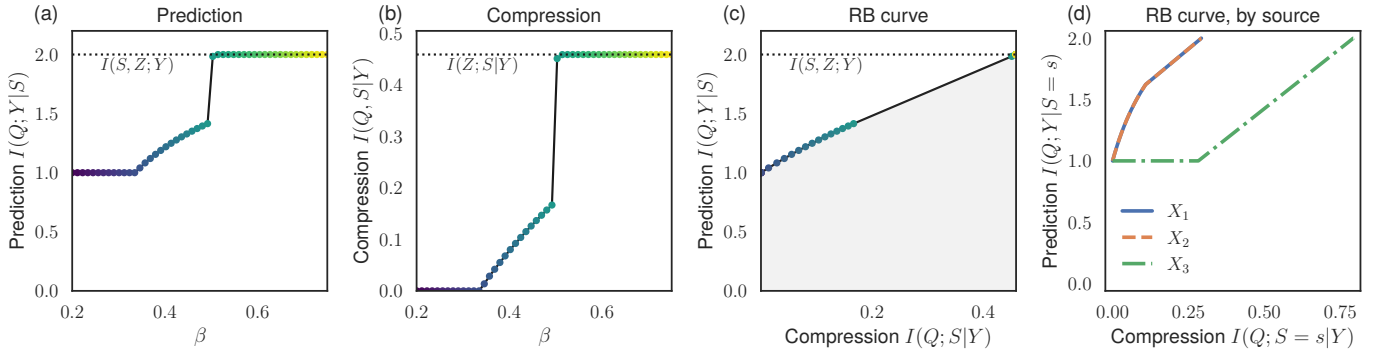


Figure 3. RB analysis for the system with a 3-spin target (Example 4). **(a)** and **(b)**: Prediction and compression values found by optimizing the RB Lagrangian (14) at different β . **(c)** The RB curve shows the tradeoff between optimal compression and prediction values; marker colors correspond to β values, as in (a) and (b). All possible bottleneck variables Q fall within the accessible grey region. **(d)** The RB curve is decomposed into prediction and compression contributions from different sources. Line colors and styles indicate different sources.

The parameter ϵ controls the correlation between the two sources, with perfect correlation at $\epsilon = 0$ and complete independence at $\epsilon = 1$. The target Y is a copy of the joint outcome of the two sources, $Y = (X_1, X_2)$.

It is known that Blackwell redundancy I_\cap is discontinuous for this system, jumping from $I_\cap = 1$ at $\epsilon = 0$ to $I_\cap = 0$ for $\epsilon > 0$ [4]. On the other hand, the RB function $I_{\text{RB}}(R)$ is continuous for $R > 0$. Figure 4 compares the behavior of Blackwell redundancy and RB as a function of ϵ , at $R = 0.01$ bits. In particular, it can be seen that $I_{\text{RB}}(R) = 1$ at $\epsilon = 0$ and then decays continuously as ϵ increases.

IV. ITERATIVE ALGORITHM

We now provide an iterative algorithm to solve the RB optimization problem. This algorithm is conceptually similar to the Blahut-Arimoto algorithm, originally employed for rate-

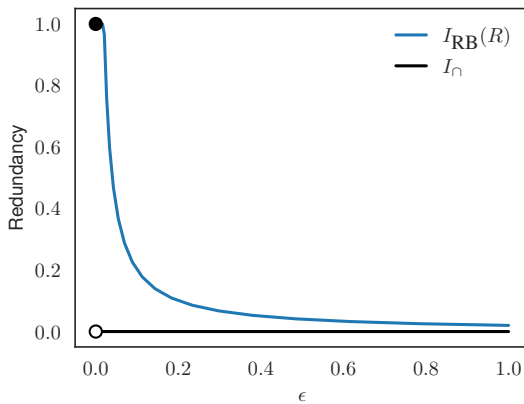


Figure 4. The RB function $I_{\text{RB}}(R)$ is continuous in the underlying probability distribution for $R > 0$, while Blackwell redundancy can be discontinuous. Here illustrated on the COPY gate, $Y = (X_1, X_2)$, as a function of correlation strength ϵ between X_1 and X_2 (perfect correlation at $\epsilon = 0$, independence at $\epsilon = 1$). Blackwell redundancy jumps from $I_\cap = 1$ at $\epsilon = 0$ to $I_\cap = 0$ at $\epsilon > 0$, while $I_{\text{RB}}(R)$ (at $R = 0.01$) decays continuously.

distortion problems and later adapted to solve the original IB problem [6]. A Python implementation of our algorithm is available at <https://github.com/artemyk/pid-as-ib>; there we also provide updated code to compute Blackwell redundancy (applicable to small systems).

To begin, we consider the RB Lagrangian optimization problem, Eq. (14). We rewrite this optimization problem using KL divergences,

$$F_{\text{RB}}(\beta) = \sup_{r_{Q|SZ}} D(r_{Y|QS} \| p_{Y|S}) - \frac{1}{\beta} D(r_{Q|SY} \| r_{Q|Y}). \quad (23)$$

Here, notation like $r_{Q|Y}$, $r_{Y|QS}$, etc. refers to distributions that include Q and therefore depend on the optimization variable $r_{Q|SZ}$, while notation like $p_{Y|S}$ refers to distributions that do not depend on Q and are not varied under the optimization. Every choice of conditional distribution $r_{Q|SZ}$ induces a joint distribution $r_{YSZQ} = p_{YSZ} r_{Q|SZ}$ via Eq. (10).

We can rewrite the first KL term in Eq. (23) as

$$\begin{aligned} D(r_{Y|QS} \| p_{Y|S}) &= D(r_{Y|QS} \| p_{Y|S}) - \min_{\omega_{YSZQ}} D(r_{Y|QS} \| \omega_{Y|QS}) \\ &= \max_{\omega_{YSZQ}} \mathbb{E}_{p_{YSZ} r_{Q|SZ}} \left[\ln \frac{\omega(y|q, s)}{p(y|s)} \right]. \end{aligned}$$

where \mathbb{E} indicates expectation and we introduced the variational distribution ω_{YSZQ} . The maximum is achieved by $\omega_{YSZQ} = r_{YSZQ}$, which gives $\omega_{Y|QS} = r_{Y|QS}$. We rewrite the second KL term in Eq. (23) as

$$\begin{aligned} D(r_{Q|SY} \| r_{Q|Y}) &= D(r_{Q|SY} r_{Z|SYQ} \| r_{Q|Y} r_{Z|SYQ}) \\ &= \min_{\omega_{YSZQ}} D(r_{Q|SY} r_{Z|SYQ} \| \omega_{Q|Y} \omega_{Z|SYQ}). \end{aligned}$$

As before, we introduced the variational distribution ω_{YSZQ} , where the minimum is again achieved by $\omega_{YSZQ} = r_{YSZQ}$. The term $r_{Q|SY} r_{Z|SYQ}$ can be rewritten as

$$\begin{aligned} r(q|s, y) r(z|s, y, q) &= \frac{r(z, s, y, q)}{p(s, y)} \\ &= \frac{r(q|s, z) p(z, s, y)}{p(s, y)} = r(q|s, z) p(z|s, y) \end{aligned}$$

where we used the Markov condition $Q - (S, Z) - Y$. In this way, we separate the contribution from the conditional distribution $r_{Q|SZ}$ being optimized.

Combining the above allows us to rewrite Eq. (23) as

$$F_{\text{RB}}(\beta) = \sup_{r_{Q|SZ}, \omega_{YSZQ}} \mathbb{E}_{p_{YSZ} r_{Q|SZ}} \left[\ln \frac{\omega(y|q, s)}{p(y|s)} \right] - \frac{1}{\beta} D(r_{Q|SZ} p_{Z|SY} \| \omega_{Q|Y} \omega_{Z|SYQ}). \quad (24)$$

We can now optimize this objective in an iterative and alternating manner with respect to $r_{Q|SZ}$ and ω_{YSZQ} . Formally, let $\mathcal{L}(r_{Q|SZ}, \omega_{YSZQ})$ refer to the objective in Eq. (24). Then, starting from some initial guess $r_{Q|SZ}^{(0)}$, we generate a sequence of solutions

$$\omega_{YSZQ}^{(t+1)} = \operatorname{argmax}_{\omega_{YSZQ}} \mathcal{L}(r_{Q|SZ}^{(t)}, \omega_{YSZQ}) \quad (25)$$

$$r_{Q|SZ}^{(t+1)} = \operatorname{argmax}_{r_{Q|SZ}} \mathcal{L}(r_{Q|SZ}, \omega_{YSZQ}^{(t+1)}) \quad (26)$$

Each optimization problem can be solved in closed form. As already mentioned, $\omega_{YSZQ}^{(t+1)} = r_{YSZQ}^{(t)} = r_{Q|SZ}^{(t)} p_{SZY}$ in (25). The optimization (26) can be solved by taking derivatives and setting to 0, giving

$$r^{(t+1)}(q|s, z) \propto e^{\sum_y p(y|s, z) \left[\beta \ln \omega^{(t)}(y|q, s) - \ln \frac{p(z|s, y)}{\omega^{(t)}(q|y) \omega^{(t)}(z|s, y, q)} \right]},$$

where the proportionality constant in \propto is fixed by normalization $\sum_q r^{(t+1)}(q|s, z) = 1$.

Each iteration increases the value of objective \mathcal{L} . Since the objective is upper bounded by $I(Z, Y|S)$, the algorithm is guaranteed to converge. However, as in the case of the original IB problem, the objective is not convex jointly in both arguments, so the algorithm may converge to a local maximum or a saddle point, rather than a global maximum. This can be partially alleviated by running the algorithm several times starting from different initial guesses $r_{Q|SZ}^{(0)}$.

For non-strictly-concave RB curve, it is more appropriate to optimize the exponential RB Lagrangian 15 or another objective that combines prediction and compression terms in a nonlinear manner [18, 19]. The algorithm described above can be used with such objectives after a slight modification. For instance, for the exponential RB Lagrangian, we may rewrite the optimization using an additional variational distribution ω_{YSZQ} as

$$F_{\text{RB}}^{\text{exp}}(\beta) = \sup_{r_{Q|SZ}, \omega_{YSZQ}} \mathbb{E}_{p_{YSZ} r_{Q|SZ}} \left[\ln \frac{\omega(y|q, s)}{p(y|s)} \right] - \frac{1}{\beta} e^{D(r_{Q|SZ} p_{Z|SY} \| \omega_{Q|Y} \omega_{Z|SYQ})}. \quad (27)$$

A similar analysis as above leads to the following iterative

optimization scheme:

$$\begin{aligned} \omega_{YSZQ}^{(t+1)} &= r_{Q|SZ}^{(t)} p_{SZY} \\ r^{(t+1)}(q|s, z) &\propto e^{\sum_y p(y|s, z) \left[\beta^{(t)} \ln \omega^{(t)}(y|q, s) - \ln \frac{p(z|s, y)}{\omega^{(t)}(q|y) \omega^{(t)}(z|s, y, q)} \right]}, \end{aligned}$$

where $\beta^{(t)} = \beta e^{-I_{r^{(t)}}(Q; S|Y)}$. (Observe that, unlike the squared Lagrangian [18], the exponential Lagrangian leads to an effective inverse temperature $\beta^{(t)}$ that is always finite and converges to β for $I_{r^{(t)}}(Q; S|Y) \rightarrow 0$).

When computing an entire RB curve, as in Figure 1(a)-(c), we found good results by re-using the optimal $r_{Q|SZ}$ found for one β as the initial guess at higher β , which may be understood as a kind of annealing. In addition, for quantifying the value of the RB function $I_{\text{RB}}(R)$ at a fixed R , as in Figure 4, we approximated $I_{\text{RB}}(R)$ via a linear interpolation of the RB prediction and compression values recovered from the RB Lagrangian at varying β .

V. DISCUSSION

In this paper, we proposed a generalization of Blackwell redundancy, termed the redundancy bottleneck (RB), formulated as an information-bottleneck-type tradeoff between prediction and compression. We study some implications of this formulation and propose an efficient numerical algorithm to solve the RB optimization problem.

We briefly mention some interesting directions for future work.

The first direction concerns our iterative algorithm. The algorithm is only applicable to systems where it is possible to enumerate the outcomes of the joint distribution p_{QYSZ} . This is impractical for discrete-valued variables with very many outcomes and for continuous-valued variables, e.g., as commonly found in machine learning settings where the data is a set of high-dimensional samples. In future work, it would be useful to develop RB algorithms suitable for such datasets, possibly by exploiting the kinds of variational techniques that have recently gained traction in machine learning applications of IB [11–13].

The second direction would explore connections between the RB and other information-theoretic objectives for representation learning. To our knowledge, the RB problem is novel to the literature; however, it has some similarities to objectives such as conditional entropy bottleneck [13], multi-view IB [22], and the privacy funnel and its variants [50], among others. Showing formal connections between these objectives would be of theoretical and practical interest, and could lead to new interpretations of the concept of PID redundancy. Another direction would explore the relationship between RB and information-theoretic measures of causality [51, 52]. Specifically, if the source identity S is used to represent a confounding nuisance variable, then redundancy could provide a measure of causal information flow that is invariant to the choice of the nuisance.

Finally, one of the central ideas of this paper is to treat the source identity as a random variable in its own right, allowing us to consider what information different bottleneck variables reveal about the source. In this way, we convert the search for topological or combinatorial structure in multivariate systems into an interpretable and differential information-theoretic objective. This general idea may be useful in other problems that concern how information is distributed in complex systems. Possible applications include the study of other PID measures such as synergy [4], information-theoretic measures of modularity [53, 54], and measures of higher-order dependency [55, 56].

APPENDIX

We provide proofs of the theorems in the main text.

Proof of Theorem 1

Proof. Let V_1 indicate the supremum in Eq. (7) and V_2 the supremum in the optimization of Theorem 1, given some $\nu_S(s)$ with full support. We prove that $V_1 = V_2$.

We will use the fact that, for any distribution that has the form of Eq. (10) and obeys $I(Q; S|Y) = 0$, the following holds:

$$\begin{aligned} I(Q; Y|S) &= H(Q|S) - H(Q|S, Y) \\ &= H(Q) - H(Q|Y) = I(Q; Y) \end{aligned} \quad (28)$$

Here we used the Markov condition $Q - Y - S$ as well as $I(Q; S) = H(Q) - H(Q|S) = 0$, as follows from Eq. (9) and the data processing inequality.

Let Q be a feasible random variable that comes within $\epsilon \geq 0$ of the objective in (7), $I(Q; Y) \geq V_1 - \epsilon$. Define the joint distribution

$$p_{QYSZ}(q, y, s, z) = \kappa_{Q|X_s}(q|z)p_Y(y)\nu_S(s)p_{X_s|Y}(z|y)$$

whenever $z \in \mathcal{X}_s$ (otherwise $p_{QYSZ}(q, y, s, z) = 0$). Here, we used the channels $\kappa_{Q|X_s}$ associated with the Blackwell relation $Q \preceq_Y X_s$, so that $p_{Q|Y} = \kappa_{Q|X_s} \circ p_{X_s|Y}$. Under the distribution p_{QYSZ} , the Markov conditions $Q - (S, Z) - Y$ and $Q - Y - S$ hold, the latter since

$$p_{QS|Y}(q, s|y) = p_{Q|Y}(q|y)\nu_S(s). \quad (29)$$

Therefore, this distribution has the form of Eqs. (10) and (8) and satisfies the constraints in Theorem 1. Using Eq. (28), we then have

$$V_1 - \epsilon \leq I(Q; Y) = I(Q; Y|S) \leq V_2.$$

Conversely, let p_{YSZQ} be a feasible joint distribution for the optimization of Theorem 1 that comes within $\epsilon \geq 0$ of the supremum, $I(Q; Y|S) \geq V_2 - \epsilon$. Using the form of this joint

distribution from Eq. (10), we can write

$$\begin{aligned} p_{Q|Y}(q|y) &\stackrel{(a)}{=} p_{Q|YS}(q|y, s) \\ &= \sum_z p_{Q|YSZ}(q|y, s, z)p_{Z|YS}(z|y, s) \\ &\stackrel{(b)}{=} \sum_z p_{Q|SZ}(q|z, s)p_{Z|YS}(z|y, s) \\ &\stackrel{(c)}{=} \sum_z p_{Q|SZ}(q|z, s)p_{X_s|Y}(z|y) \end{aligned}$$

In (a) we used $I(Q; S|Y) = 0$, in (b) we used $Q - (S, Z) - Y$, and in (c) we used that $p_{Z|YS=s} = p_{X_s|Y}$. This implies that $p_{Q|Y} \preceq p_{X_s|Y}$ for all s . Therefore $p_{Q|Y}$ satisfies the constraints in Eq. (7), so $I(Q; Y) \leq V_1$. Combining with Eq. (28) implies

$$V_2 - \epsilon \leq I(Q; Y|S) = I(Q; Y) \leq V_1.$$

Taking the limit $\epsilon \rightarrow 0$ gives the desired result. \square

Proof of Theorem 2

Proof. $I_{\text{RB}}(R)$ is non-decreasing in R because larger R give weaker constraints (larger feasible set) in the maximization problem (11).

To show concavity, assume that the supremum is achieved in the optimization problem (11) (if it is not, the same argument follow by using an additional limiting argument). Then, consider any two optimal points on the RB curve, $(R, I_{\text{RB}}(R))$ and $(R', I_{\text{RB}}(R'))$, with corresponding optimal variables Q and Q' . Without loss of generality, suppose that both outcome variables have the same set of outcomes \mathcal{Q} . Then, we define a new random variable Q_λ with outcomes $\mathcal{Q}_\lambda = \{1, 2\} \times \mathcal{Q}$, as well as a family of conditional distributions parameterized by $\lambda \in [0, 1]$,

$$\begin{aligned} p_{Q_\lambda|ZS}(1, q|z, s) &= \lambda p_{Q|ZS}(q|z, s) \\ p_{Q_\lambda|ZS}(2, q|z, s) &= (1 - \lambda)p_{Q'|ZS}(q|z, s) \end{aligned}$$

Basically, we define Q_λ via a disjoint convex mixture of Q and Q' onto non-overlapping subspaces, with λ being the mixing parameter. With a bit of algebra, it can be verified that for every λ ,

$$H(Q_\lambda|Y) = \lambda H(Q|Y) + (1 - \lambda)H(Q'|Y),$$

and similarly for $H(Q_\lambda|Y, S)$ and $H(Q_\lambda|S)$. Therefore,

$$\begin{aligned} I(Q_\lambda; S|Y) &= \lambda I(Q; S|Y) + (1 - \lambda)I(Q'; S|Y) \\ &= \lambda R + (1 - \lambda)R' \\ I(Q_\lambda; Y|S) &= \lambda I(Q; Y|S) + (1 - \lambda)I(Q'; Y|S) \\ &= \lambda I_{\text{RB}}(R) + (1 - \lambda)I_{\text{RB}}(R') \end{aligned}$$

Since I_{RB}^R is defined via a maximization, we have

$$\begin{aligned} I_{\text{RB}}(\lambda R + (1 - \lambda)R') &\geq I(Q_\lambda; Y) \\ &= \lambda I_{\text{RB}}(R) + (1 - \lambda)I_{\text{RB}}(R'), \end{aligned}$$

which proves concavity. \square

Proof of Theorem 3

Proof. We show that for any Q that achieves $I(Q; S|Y) \leq R$, there is another Q' with cardinality $|Q'| \leq \sum_s |\mathcal{X}_s| + 1$ that satisfies $I(Q'; S|Y) \leq R$ and $I(Q'; Y|S) \geq I(Q; Y|S)$.

Consider any joint distribution p_{QSZY} from (10) that achieves $I(Q; S|Y) \leq R$. Fix the corresponding conditional distribution $p_{SZ|Q}$, and note that it also determines the conditional distributions

$$\begin{aligned} p_{YSZ|Q}(y, s, x|q) &= p_{Y|SZ}(y|s, z)p_{SZ|Q}(s, z|q) \\ &= \frac{\nu_S(s)p_{X_s|Y}(z|y)p_Y(y)}{p_{SZ}(s, z)}p_{SZ|Q}(s, z|q) \\ p_{Y|SQ}(y|s, q) &= \frac{\sum_z p_{YSZ|Q}(y, s, z|q)}{\sum_{z, y'} p_{YSZ|Q}(y', s, z|q)} \\ p_{S|YQ}(s|y, q) &= \frac{\sum_z p_{YSZ|Q}(y, s, z|q)}{\sum_{z, s'} p_{YSZ|Q}(y, s', z|q)} \end{aligned}$$

Next, consider the following linear program,

$$V = \max_{\omega_{Q'} \in \Delta} \sum_q \omega_{Q'}(q) D(P_{Y|SQ=q} \| P_{Y|S}) \quad (30)$$

$$\text{where } \sum_q \omega_{Q'}(q) p_{SZ|Q}(s, z|q) = p_{SZ}(s, z) \quad \forall s, z \quad (31)$$

$$\sum_q \omega_{Q'}(q) H(p_{S|Y, Q=q}) = H(p_{S|YQ}) \quad (32)$$

where Δ is the $|Q|$ -dimensional unit simplex, D is KL divergence, and $H(\cdot)$ is Shannon entropy. We also used the notation $H(p_{S|Y, Q=q}) = -\sum_{y, s} p_{YS|Q}(y, s|q) \ln p_{S|YQ}(s|y, q)$. The first set of constraints (31) guarantees that $\omega_{Q'} p_{YSZ|Q}$ belongs to the family (10), and in particular that marginal over (S, Z, Y) is $\nu_S(s)p_{X_s|Y}(x|y)p_Y(y)$. There are $\sum_s |\mathcal{X}_s|$ possible outcomes of (s, z) , but $\sum_{s, z} p_{SZ}(s, z) = 1$ by conservation of probability, so effectively this imposes $\sum_s |\mathcal{X}_s| - 1$ constraints. The last constraint (32) guarantees that $H(p_{S|YQ'}) = H(p_{S|YQ})$, hence

$$\begin{aligned} I(Q'; S|Y) &= H(p_{S|Y}) - H(p_{S|YQ'}) \\ &= H(p_{S|Y}) - H(p_{S|YQ}) = I(Q; S|Y) \leq R. \end{aligned}$$

Eq. (30) involves a maximization of a linear function over the simplex subject to $\sum_s |\mathcal{X}_s|$ hyperplane constraints. The feasible set is compact, and the maximum will be achieved at one of the extreme points of the feasible set. By Dubin's Theorem [57], any extreme point of this feasible set can be expressed as a convex combination of at most $\sum_s |\mathcal{X}_s| + 1$ extreme points of Δ . Thus, the maximum can be achieved by a marginal distribution $\omega_{Q'}$ with support on at most $\sum_s |\mathcal{X}_s| + 1$ outcomes. This distribution satisfies

$$\begin{aligned} \sum_q \omega_{Q'}(q) D(P_{Y|SQ=q} \| P_{Y|S}) \\ \geq \sum_q p_Q(q) D(P_{Y|SQ=q} \| P_{Y|S}) \end{aligned}$$

since the actual marginal p_Q is an element of the feasible set. Finally, note that

$$\begin{aligned} \sum_q \omega_{Q'}(q) D(P_{Y|SQ=q} \| P_{Y|S}) &= I(Q'; Y|S) \\ \sum_q p_Q(q) D(P_{Y|SQ=q} \| P_{Y|S}) &= I(Q; Y|S), \end{aligned}$$

therefore $I(Q'; Y|S) \geq I(Q; Y|S)$. \square

Proof of Theorem 4

Proof. For a finite-dimensional system, we may restrict the optimization problem in Theorem 1 to Q with cardinality $|Q| \leq \sum_s |\mathcal{X}_s| + 1$ (Theorem 3). In this case, the feasible set can be restricted to a compact set and the objective is continuous, therefore the supremum will be achieved.

Now consider a tuple of random variables (S, Z, Y, Q) that obey the Markov conditions $S - Y - Z$ and $Q - (S, Z) - Y$. Suppose that Q achieves the supremum in Theorem 1 for a given $R > 0$,

$$I(Q; Y|S) = I_{\text{RB}}(R), \quad I(Q; S|Y) \leq R. \quad (33)$$

Consider also sequence of random variables (S_k, Z_k, Y_k, Q_k) for $k = 1, 2, 3, \dots$. Suppose that each tuple has the same outcomes as (S, Z, Y, Q) , and it obeys the Markov conditions $S_k - Y_k - Z_k$ and $Q_k - (S_k, Z_k) - Y_k$. Let $I_{\text{RB}}^k(R)$ indicate the redundancy bottleneck defined in Theorem 1 for random variables Z_k, Y_k, S_k , and suppose that Q_k achieves the optimum for problem k ,

$$I(Q_k; Y_k|S_k) = I_{\text{RB}}^k(R) \quad I(Q_k; S_k|Y_k) \leq R. \quad (34)$$

To prove continuity, we assume that the joint distribution of (S_k, Z_k, Y_k) approaches the joint distribution of (S, Z, Y) ,

$$\lim_k \|p_{S_k Z_k Y_k} - p_{SXY}\|_1 = 0.$$

Given our assumption that p_{SZ} has full support, we can always take k sufficiently large so that each $p_{S_k Z_k}$ has full support.

We first show that

$$I_{\text{RB}}(R) \geq \lim_k I_{\text{RB}}^k(R). \quad (35)$$

We define the random variable Q'_k that obeys the Markov condition $Q'_k - (S, Z) - Y$, with conditional distribution

$$p_{Q'_k|SZ}(q|s, z) := p_{Q_k|S_k Z_k}(q|s, z).$$

This conditional distribution is always well-defined, given that $p_{S_k Z_k}$ has the same support as p_{SZ} . By assumption, $p_{S_k Z_k Y_k} \rightarrow p_{SZY}$, therefore

$$p_{Q'_k SZY} - p_{Q_k S_k Z_k Y_k} \rightarrow 0. \quad (36)$$

Conditional mutual information is uniformly continuous due to uniform continuity of entropy [Theorem 17.3.3, 58]. Therefore

$$\begin{aligned} 0 &= \lim_k I(Q_k; S_k|Y_k) - I(Q'_k; S|Y) \\ &\leq R - \lim_k I(Q'_k; S|Y), \end{aligned} \quad (37)$$

where we used Eq. (34). We also define another random variable Q_k^α which also obeys the Markov condition $Q_k^\alpha - (S, Z) - Y$, whose conditional distribution is defined in terms of the convex mixture

$$p_{Q_k^\alpha|SZ}(q|s, z) := \alpha_k p_{Q'|SX}(q|s, z) + (1 - \alpha_k) p_U(q),$$

$$\alpha_k := \min \left\{ 1, \frac{R}{I(Q'_k; S|Y)} \right\} \in [0, 1] \quad (38)$$

Here $p_U(q) = 1/|\mathcal{Q}|$ is a uniform distribution over an auxiliary independent random variable U with outcomes \mathcal{Q} . Using standard techniques [59], it can be shown that the conditional mutual information $I(Q_k^\alpha; S|Y)$ is convex,

$$I(Q_k^\alpha; S|Y) \leq \alpha_k I(Q'_k; S|Y) + (1 - \alpha_k) I(U; S|Y) \leq R.$$

In the last inequality, we used $I(U; S|Y) = 0$ and plugged in the definition of α_k . Observe that the random variable Q_k^α falls in the feasible set of the maximization problem that defines I_{RB} , so

$$I_{\text{RB}}(R) \geq I(Q_k^\alpha; Y|S). \quad (39)$$

Combining Eqs. (37), (38), and $R > 0$ implies that $\alpha_k \rightarrow 1$, so $p_{Q_k^\alpha SZY} \rightarrow p_{Q'_k SZY}$. Combining with Eqs. (39), (36), (34), along with continuity of conditional mutual information, gives

$$\begin{aligned} I_{\text{RB}}(R) &\geq \lim_k I(Q_k^\alpha; Y|S) \\ &= \lim_k I(Q'_k; Y|S) \\ &= \lim_k I(Q_k; Y_k|S_k) = \lim_k I_{\cap}^k(R). \end{aligned}$$

We now proceed in a similar way to prove

$$I_{\text{RB}}(R) \leq \lim_k I_{\text{RB}}^k(R). \quad (40)$$

We define the random variable Q'' that obeys the Markov condition $Q'' - (S_k, Z_k) - Y_k$, with conditional distribution

$$p_{Q''_k|S_k Z_k}(q|s, z) = p_{Q|SX}(q|s, z).$$

Since $p_{S_k Z_k Y_k} \rightarrow p_{SZY}$ by assumption,

$$p_{Q''_k S_k Z_k Y_k} - p_{QSZY} \rightarrow 0. \quad (41)$$

We then have

$$\begin{aligned} 0 &= \lim_k I(Q; S|Y) - I(Q''_k; S_k|Y_k) \\ &\leq R - \lim_k I(Q''_k; S_k|Y_k). \end{aligned} \quad (42)$$

where we used Eq. (33). We also define the random variable $Q^{\alpha'}$ that obeys the Markov condition $Q^{\alpha'} - (S_k, Z_k) - Y_k$, with conditional distribution

$$p_{Q^{\alpha'}_k|S_k Z_k}(q|s, z) = \alpha'_k p_{Q''_k|S_k Z_k}(q|s, z) + (1 - \alpha'_k) p_U(q),$$

$$\alpha'_k := \min \left\{ 1, \frac{R}{I(Q''_k; S_k|Y_k)} \right\} \in [0, 1] \quad (43)$$

Using convexity of conditional mutual information, $I(U; S_k; Y_k) = 0$ and the definition of α'_k , we have

$$I(Q^{\alpha'}_k; S_k|Y_k) \leq \alpha'_k I(Q''_k; S_k|Y_k) + (1 - \alpha'_k) I(U; S_k|Y_k) \leq R.$$

Therefore, the random variable $Q^{\alpha'}$ falls in the feasible set of the maximization problem that defines I_{RB}^k , so

$$I_{\text{RB}}^k(R) \geq I(Q^{\alpha'}_k; Y_k|S_k). \quad (44)$$

Combining Eqs. (42), (43), and $R > 0$ implies $\alpha'_k \rightarrow 1$, therefore $p_{Q^{\alpha'}_k S_k X_k Y_k} - p_{Q''_k S_k X_k Y_k} \rightarrow 0$. Combining with Eqs. 44, (41), (33), along with continuity of conditional mutual information, gives

$$\begin{aligned} \lim_k I_{\cap}^k(R) &\geq \lim_k I(Q^{\alpha'}_k; Y_k|S_k) \\ &= \lim_k I(Q''_k; Y_k|S_k) \\ &= I(Q; Y|S) = I_{\text{RB}}(R). \end{aligned}$$

□

ACKNOWLEDGMENTS

I thank Nihat Ay, Daniel Polani, Fernando Rosas, and especially André Gomes for useful feedback. I also thank the organizers of the ‘‘Decomposing Multivariate Information in Complex Systems’’ (DeMICS 23) workshop at the Max Planck Institute for the Physics of Complex Systems (Dresden, Germany), which inspired this work.

-
- [1] P. L. Williams and R. D. Beer, Nonnegative decomposition of multivariate information, arXiv preprint arXiv:1004.2515 (2010).
 - [2] M. Wibral, V. Priesemann, J. W. Kay, J. T. Lizier, and W. A. Phillips, Partial information decomposition as a unified approach to the specification of neural goal functions, *Brain and Cognition Perspectives on Human Probabilistic Inferences and the ‘Bayesian Brain’*, **112**, 25 (2017).
 - [3] J. Lizier, N. Bertschinger, J. Jost, and M. Wibral, Information decomposition of target effects from multi-source interactions:

- perspectives on previous, current and future work (2018).
- [4] A. Kolchinsky, A Novel Approach to the Partial Information Decomposition, *Entropy* **24**, 403 (2022).
- [5] P. L. Williams, *Information dynamics: Its theory and application to embodied cognitive systems*, Ph.D. (2011).
- [6] N. Tishby, F. Pereira, and W. Bialek, The information bottleneck method, in *37th Allerton Conf on Communication* (1999).
- [7] S. Hu, Z. Lou, X. Yan, and Y. Ye, A survey on information bottleneck, *IEEE Transactions on Pattern Analysis and Machine Intelligence* (2024).

- [8] S. E. Palmer, O. Marre, M. J. Berry, and W. Bialek, Predictive information in a sensory population, *Proceedings of the National Academy of Sciences* **112**, 6908 (2015).
- [9] Y. Wang, J. M. L. Ribeiro, and P. Tiwary, Past–future information bottleneck for sampling molecular reaction coordinate simultaneously with thermodynamics and kinetics, *Nature Communications* **10**, 3573 (2019), publisher: Nature Publishing Group.
- [10] N. Zaslavsky, C. Kemp, T. Regier, and N. Tishby, Efficient compression in color naming and its evolution, *Proceedings of the National Academy of Sciences* **115**, 7937 (2018).
- [11] A. A. Alemi, I. Fischer, J. V. Dillon, and K. Murphy, Deep variational information bottleneck, arXiv preprint arXiv:1612.00410 (2016).
- [12] A. Kolchinsky, B. D. Tracey, and D. H. Wolpert, Nonlinear information bottleneck, *Entropy* **21**, 1181 (2019).
- [13] I. Fischer, The conditional entropy bottleneck, *Entropy* **22**, 999 (2020).
- [14] Z. Goldfeld and Y. Polyanskiy, The information bottleneck problem and its applications in machine learning, *IEEE Journal on Selected Areas in Information Theory* **1**, 19 (2020).
- [15] R. Ahlswede and J. Körner, Source Coding with Side Information and a Converse for Degraded Broadcast Channels, *IEEE Transactions on Information Theory* , 9 (1975).
- [16] H. Witsenhausen and A. Wyner, A conditional entropy bound for a pair of discrete random variables, *IEEE Transactions on Information Theory* **21**, 493 (1975).
- [17] R. Gilad-Bachrach, A. Navot, and N. Tishby, An Information Theoretic Tradeoff between Complexity and Accuracy, in *Learning Theory and Kernel Machines*, Vol. 2777, edited by G. Goos, J. Hartmanis, J. van Leeuwen, B. Schölkopf, and M. K. Warmuth (Springer Berlin Heidelberg, Berlin, Heidelberg, 2003) pp. 595–609.
- [18] A. Kolchinsky, B. D. Tracey, and S. Van Kuyk, Caveats for information bottleneck in deterministic scenarios, in *ICLR 2019* (2019) arXiv: 1808.07593.
- [19] B. Rodríguez Gálvez, R. Thobaben, and M. Skoglund, The convex information bottleneck lagrangian, *Entropy* **22**, 98 (2020).
- [20] E. Bengier, S. Asoodeh, and J. Chen, The cardinality bound on the information bottleneck representations is tight, in *2023 IEEE International Symposium on Information Theory (ISIT)* (IEEE, 2023) pp. 1478–1483.
- [21] B. C. Geiger and I. S. Fischer, A comparison of variational bounds for the information bottleneck functional, *Entropy* **22**, 1229 (2020).
- [22] M. Federici, A. Dutta, P. Forré, N. Kushman, and Z. Akata, Learning robust representations via multi-view information bottleneck, arXiv preprint arXiv:2002.07017 (2020).
- [23] K. A. Murphy and D. S. Bassett, Machine-learning optimized measurements of chaotic dynamical systems via the information bottleneck, *Physical Review Letters* **132**, 197201 (2024).
- [24] N. Slonim, N. Friedman, and N. Tishby, Multivariate Information Bottleneck, *Neural Computation* **18**, 10.1162/neco.2006.18.8.1739 (2006).
- [25] C. Shannon, The lattice theory of information, *Transactions of the IRE Professional Group on Information Theory* **1**, 105 (1953).
- [26] W. McGill, Multivariate information transmission, *Transactions of the IRE Professional Group on Information Theory* **4**, 93 (1954).
- [27] F. M. Reza, *An Introduction to Information Theory* (Dover Publications, Inc, 1961).
- [28] H. K. Ting, On the amount of information, *Theory of Probability & Its Applications* **7**, 439 (1962).
- [29] T. Han, Linear dependence structure of the entropy space, *Information and Control* **29**, 337 (1975).
- [30] R. W. Yeung, A new outlook on shannon’s information measures, *IEEE transactions on information theory* **37**, 466 (1991).
- [31] A. J. Bell, The co-information lattice, in *Proceedings of the Fifth International Workshop on Independent Component Analysis and Blind Signal Separation: ICA*, Vol. 2003 (2003).
- [32] A. F. Gomes and M. A. Figueiredo, Orders between channels and implications for partial information decomposition, *Entropy* **25**, 975 (2023).
- [33] V. Griffith and C. Koch, Quantifying synergistic mutual information, in *Guided Self-Organization: Inception* (Springer, 2014) pp. 159–190.
- [34] V. Griffith, E. K. Chong, R. G. James, C. J. Ellison, and J. P. Crutchfield, Intersection information based on common randomness, *Entropy* **16**, 1985 (2014).
- [35] V. Griffith and T. Ho, Quantifying redundant information in predicting a target random variable, *Entropy* **17**, 4644 (2015).
- [36] N. Bertschinger and J. Rauh, The blackwell relation defines no lattice, in *2014 IEEE International Symposium on Information Theory (IEEE, 2014)* pp. 2479–2483.
- [37] D. Blackwell, Equivalent comparisons of experiments, *The annals of mathematical statistics* , 265 (1953).
- [38] J. Rauh, P. K. Banerjee, E. Olbrich, J. Jost, N. Bertschinger, and D. Wolpert, Coarse-Graining and the Blackwell Order, *Entropy* **19**, 527 (2017).
- [39] N. Bertschinger, J. Rauh, E. Olbrich, J. Jost, and N. Ay, Quantifying unique information, *Entropy* **16**, 2161 (2014).
- [40] J. Rauh, P. K. Banerjee, E. Olbrich, J. Jost, and N. Bertschinger, On extractable shared information, *Entropy* **19**, 328 (2017).
- [41] P. Venkatesh and G. Schamberg, Partial information decomposition via deficiency for multivariate gaussians, in *2022 IEEE International Symposium on Information Theory (ISIT)* (IEEE, 2022) pp. 2892–2897.
- [42] T. Mages, E. Anastasiadi, and C. Rohner, Non-negative decomposition of multivariate information: From minimum to blackwell specific information, 10.20944/preprints202403.0285.v2 (2024).
- [43] The cardinality bound for RB is the same as for IB, if we take $X = (Z, S)$ in Eq. (1) [16, 20]. It is larger than the cardinality required for Blackwell redundancy (7), where $|\mathcal{Q}| \leq (\sum_s |\mathcal{X}_s|) - n + 1$ suffices [4].
- [44] L. Le Cam, Sufficiency and approximate sufficiency, *The Annals of Mathematical Statistics* , 1419 (1964).
- [45] M. Raginsky, Shannon meets Blackwell and Le Cam: Channels, codes, and statistical experiments (IEEE, 2011) pp. 1220–1224.
- [46] P. K. Banerjee, E. Olbrich, J. Jost, and J. Rauh, Unique informations and deficiencies, in *2018 56th Annual Allerton Conference on Communication, Control, and Computing (Allerton)* (IEEE, 2018) pp. 32–38.
- [47] P. K. Banerjee and G. Montufar, The Variational Deficiency Bottleneck, in *2020 International Joint Conference on Neural Networks (IJCNN)* (IEEE, Glasgow, United Kingdom, 2020) pp. 1–8.
- [48] P. Venkatesh, K. Gurushankar, and G. Schamberg, Capturing and Interpreting Unique Information, in *2023 IEEE International Symposium on Information Theory (ISIT)* (IEEE, Taipei, Taiwan, 2023) pp. 2631–2636.
- [49] I. Csiszár and F. Matus, Information projections revisited, *IEEE Transactions on Information Theory* **49**, 1474 (2003).
- [50] A. Makhdoumi, S. Salamatian, N. Fawaz, and M. Médard, From the information bottleneck to the privacy funnel, in *2014 IEEE Information Theory Workshop (ITW 2014)* (IEEE, 2014) pp. 501–505.

- [51] D. Janzing, D. Balduzzi, M. Grosse-Wentrup, and B. Schölkopf, Quantifying causal influences, *The Annals of Statistics* **41**, 2324 (2013).
- [52] N. Ay, Confounding ghost channels and causality: a new approach to causal information flows, *Vietnam journal of mathematics* **49**, 547 (2021).
- [53] A. Kolchinsky and L. M. Rocha, Prediction and modularity in dynamical systems, arXiv preprint arXiv:1106.3703 (2011).
- [54] S. Hidaka and M. Oizumi, Fast and exact search for the partition with minimal information loss, *PLoS One* **13**, e0201126 (2018).
- [55] F. Rosas, V. Ntranos, C. J. Ellison, S. Pollin, and M. Verhelst, Understanding interdependency through complex information sharing, *Entropy* **18**, 38 (2016).
- [56] F. E. Rosas, P. A. Mediano, M. Gastpar, and H. J. Jensen, Quantifying high-order interdependencies via multivariate extensions of the mutual information, *Physical Review E* **100**, 032305 (2019).
- [57] L. E. Dubins, On extreme points of convex sets, *Journal of Mathematical Analysis and Applications* **5**, 237 (1962).
- [58] T. M. Cover and J. A. Thomas, *Elements of information theory* (John Wiley & Sons, 2006).
- [59] R. Timo, A. Grant, and G. Kramer, Lossy broadcasting with complementary side information, *IEEE Transactions on Information Theory* **59**, 104 (2012).