

DynLLM: When Large Language Models Meet Dynamic Graph Recommendation

Ziwei Zhao
zzw22222@mail.ustc.edu.cn
University of Science and Technology
of China
Hefei, China

Fake Lin
fklin@mail.ustc.edu.cn
University of Science and Technology
of China
Hefei, China

Xi Zhu
xizhu@mail.ustc.edu.cn
University of Science and Technology
of China
Hefei, China

Zhi Zheng
zhengzhi97@mail.ustc.edu.cn
University of Science and Technology
of China
Hefei, China

Tong Xu*
tongxu@ustc.edu.cn
University of Science and Technology
of China
Hefei, China

Shitian Shen
shitian.sst@taobao.com
Alibaba Group
Hangzhou, China

Xueying Li
xiaoming.lxy@taobao.com
Alibaba Group
Hangzhou, China

Zikai Yin
yinzikai@mail.ustc.edu.cn
University of Science and Technology
of China
Hefei, China

Enhong Chen
cheneh@ustc.edu.cn
University of Science and Technology
of China
Hefei, China

ABSTRACT

Last year has witnessed the considerable interest of Large Language Models (LLMs) for their potential applications in recommender systems, which may mitigate the persistent issue of data sparsity. Though large efforts have been made for user-item graph augmentation with better graph-based recommendation performance, they may fail to deal with the dynamic graph recommendation task, which involves both structural and temporal graph dynamics with inherent complexity in processing time-evolving data. To bridge this gap, in this paper, we propose a novel framework, called DynLLM, to deal with the dynamic graph recommendation task with LLMs. Specifically, DynLLM harnesses the power of LLMs to generate multi-faceted user profiles based on the rich textual features of historical purchase records, including crowd segments, personal interests, preferred categories, and favored brands, which in turn supplement and enrich the underlying relationships between users and items. Along this line, to fuse the multi-faceted profiles with temporal graph embedding, we engage LLMs to derive corresponding profile embeddings, and further employ a distilled attention mechanism to refine the LLM-generated profile embeddings for alleviating noisy signals, while also assessing and adjusting the relevance of each distilled facet embedding for seamless integration with temporal graph embedding from continuous time dynamic

graphs (CTDGs). Extensive experiments on two real e-commerce datasets have validated the superior improvements of DynLLM over a wide range of state-of-the-art baseline methods.

CCS CONCEPTS

• **Information systems** → **Data mining**.

KEYWORDS

Dynamic Graph Recommendation, Large Language Models

ACM Reference Format:

Ziwei Zhao, Fake Lin, Xi Zhu, Zhi Zheng, Tong Xu, Shitian Shen, Xueying Li, Zikai Yin, and Enhong Chen. 2018. DynLLM: When Large Language Models Meet Dynamic Graph Recommendation. In *Proceedings of Make sure to enter the correct conference title from your rights confirmation email (Conference acronym 'XX)*. ACM, New York, NY, USA, 11 pages. <https://doi.org/XXXXXXXX.XXXXXXX>

1 INTRODUCTION

Recommender systems have been recognized as a prototypical tool within online platforms, serving to mitigate the challenges of information overload and enabling users to navigate the overwhelming amount of data to discover interests, such as item recommendation in e-commerce platforms [8, 30, 44], friend recommendation in social network media [11, 36, 41, 45], and videos recommendation in mobile video applications [6, 39, 40]. The primary goal of recommender systems is to accurately identify user preferences and predict potential interactions among a large number of candidate items. Collaborative filtering (CF) is the predominant paradigm in recommender systems and has been successfully integrated with various techniques [9, 17, 20], yielding significant advancements in the field. However, traditional CF methods are limited in their ability to capture high-order connectivity from user-item interactions, which has led to the development of graph-based recommendation

*Corresponding Author.

Permission to make digital or hard copies of all or part of this work for personal or classroom use is granted without fee provided that copies are not made or distributed for profit or commercial advantage and that copies bear this notice and the full citation on the first page. Copyrights for components of this work owned by others than ACM must be honored. Abstracting with credit is permitted. To copy otherwise, or republish, to post on servers or to redistribute to lists, requires prior specific permission and/or a fee. Request permissions from permissions@acm.org.

Conference acronym 'XX, June 03–05, 2018, Woodstock, NY

© 2018 Association for Computing Machinery.

ACM ISBN 978-x-xxxx-xxxx-x/YY/MM... \$15.00

<https://doi.org/XXXXXXXX.XXXXXXX>

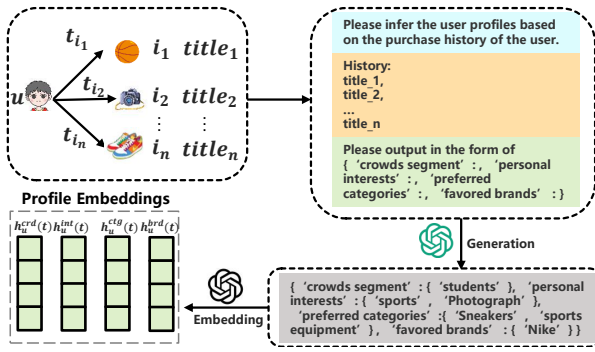


Figure 1: The process of generating profile embeddings from LLMs. According to the rich textual titles $\{title_1, title_2, \dots, title_n\}$ from corresponding purchased items $\{i_1, i_2, \dots, i_n\}$ of a user u , the multi-faceted profiles are derived from LLM-generation through designed prompt, and then the profile embeddings are generated through LLM-embedding.

methods [14, 30, 34, 43] inspired by Graph Convolutional Networks (GCNs) [16].

Unfortunately, the aforementioned graph-based recommendation methods are intrinsically constrained by their design to leverage static graph structures. As a consequence, these approaches exhibit a fundamental limitation: they are unable to account for and incorporate temporal information, which is crucial for understanding the evolving properties of user preferences and user-item interactions over time. To address this limitation, researchers have explored modeling temporal graphs as a sequence of discrete graph snapshots, defined as discrete time dynamic graphs (DTDGs), where each snapshot encapsulates the interactions that occur within a self-defined time interval [22, 24]. Along this line, a nontrivial challenge in DTDGs is how to choose an optimal time interval especially when encountering large-scale dynamic graphs. In pursuit of a more comprehensive integration of fine-grained temporal information and topological graph structure, the paradigm of continuous time dynamic graphs has been introduced. Specifically, temporal point processes (TPPs) which consider the event time as a random variable allow for the precise modeling of temporal information at a fine-grained level [21, 46]. Subsequent advancements in this field, as exemplified by the work of Xu et al. [38] and its further extension by Rossi et al. [23], have introduced functional time encoding technique and temporal attention mechanism to refine the representation of fine-grained temporal information and aggregate messages across neighboring nodes within the temporal graph context, which has achieved notable improvements in CTDGs.

Despite these improvements, challenges such as data sparsity and limited interpretability persist in both static and dynamic graph recommendations. The rise of Large Language Models (LLMs), typified by AI generators like ChatGPT, has reshaped human-computer interaction and shown promise in recommender systems. Specifically, LLMs enhance recommendation by providing rich language generation capabilities that contribute to solving data sparsity [10, 29] and improve interpretability [5, 42]. Regrettably, LLMs may not

inherently possess the ability to understand graph data directly for user-item recommendation. Recent efforts have been directed towards augmenting graph-based recommendation through the generation of side information [33] and the construction of meta-path prompts [35], which aim to address data sparsity and uncover underlying patterns in graph recommendation scenarios.

However, the integration of LLMs within dynamic recommendation has remained unexplored, primarily due to the complexity of adapting LLMs to forecast dynamically changing data [25]. In this work, we pioneer the seamless fusion of LLMs with dynamic recommendation in CTDGs. Specifically, We initiate the DynLLM framework by employing temporal graph attention networks (TGANs) to aggregate embeddings from temporal neighbors for users and items, which efficiently captures both fine-grained temporal dynamics and intricate graph topology information. Subsequently, as depicted in Figure 1, we utilize LLMs to generate comprehensive user profiles from textual features in purchased item titles, which are segmented into four distinct components: crowd segments, personal interests, preferred categories, and favored brands. Through the capability of semantic representation generation, LLMs are also engaged to derive corresponding profile embeddings. As indicated in [33], augmented data from LLMs may be contaminated with noise, which potentially leads to making optimization unstable and ineffective. In our case, to mitigate the influence of generated noise and emphasize relevant signals, we present an innovative distilled attention mechanism to refine and integrate these multi-faceted profile embeddings. This mechanism first distills the profile embeddings generated from LLMs, efficiently minimizing noise and enhancing expressiveness. It then employs a multi-head attention to merge the distilled profile embeddings with the temporal graph embedding from CTDGs, thereby illustrating which profile facet contributes more to modeling the evolving user preferences. Finally, user and item embedding are updated for next-time recommendation through the iterative nature of DynLLM, integrating not only graph topology information but also fine-grained temporal information and the generated rich textual information.

Overall, our major contributions are summarized as follows:

- To the best of our knowledge, we are the first to integrate LLMs with dynamic recommendation, utilizing the framework of CTDGs. This integration offers a novel perspective on dynamically modeling user preferences and user-item interactions.
- We introduce a strategy based on LLMs for multi-faceted information augmentation, aiming to capture a comprehensive view of user profiles.
- We design an innovative multi-faceted distilled attention mechanism. This mechanism serves a dual purpose: it refines the profile embeddings by mitigating the noise generated by LLMs, and it seamlessly incorporates the refined multi-faceted profile embeddings with temporal graph embedding by weighting their contribution to the evolving users representation.
- We conduct rigorous experiments on two real-world datasets collected from online e-commerce platforms, which significantly proves that the proposed DynLLM surpasses state-of-the-art models in dynamic recommendation scenarios.

2 RELATED WORK

In this section, we review the literature pertinent to our work, categorizing it into three parts: static graph recommendation, dynamic graph recommendation, and LLM-based recommendation.

2.1 Static Graph Recommendation

The past decade has witnessed a surge in research on graph embedding techniques, driven by the prevalence of network structures across various domains. Early works such as LINE [26] and node2vec [7] leverage random walk strategies to capture node similarity and learn node representations effectively. Advancements in deep learning have subsequently extended to graph data, with the introduction of Graph Convolutional Networks (GCNs) [16], NGCF [30] adapts GCNs to the user-item interaction graph to capture CF signals by deepening the use of subgraph structure with high-hop neighbors, and LightGCN [8] only include the most essential neighborhood aggregation component in GCNs for CF, where the feature transformation and nonlinear activation contribute little to the performance of CF are discarded. With the emergence of advanced techniques, researchers have endowed GNN-based recommendation with meta-path learning [4, 31], hypergraph learning [12, 19] and contrastive learning [2, 13], leading to remarkable progress in the field of static graph recommendation domain.

2.2 Dynamic Graph Recommendation

Dynamic graph recommendation builds upon the foundations of static graph recommendation techniques by integrating additional temporal information. In terms of time granularity, dynamic graphs can be categorized as discrete time dynamic graphs (DTDGs) and continuous time dynamic graphs (CTDGs). For recommendation in DTDGs, DySAT [24] computes dynamic node representations through joint self-attention along two dimensions of structural neighborhood and temporal dynamics. To address the challenge of node dynamics, such as node addition and deletion, EvolveGCN [22] innovatively allows the evolution of GCN parameters over time without resorting to node embeddings. Nevertheless, how to determine an optimal time granularity for DTDGs remains an open question. In the realm of CTDGs, deepcoevolve [3] and M²DNE [21] both employ temporal point processes (TPPs) to model the interaction formation of user-item graph, JODIE [18] addresses the challenge of embedding staleness by introducing a linear embedding projector within a coupled RNN framework. To enhance the integration of fine-grained temporal information, TGAT [38] introduces a sophisticated time encoding module from Bochner’s theorem in harmonic analysis. Furthermore, TGN [23] proposes an innovative memory module for storing past user-item graph information and forecasting future interactions.

2.3 LLM-based Recommendation

Large Language Models (LLMs) have gained prominence in the domain of recommender systems [37], catalyzing significant progress in the field. So far, Wang et al. [32] proposes a unified conversational recommender system that leverages knowledge-enhanced prompt learning grounded in pre-trained language models (PLMs). In the context of challenges such as cold-start problems and cross-domain

Table 1: Basic mathematical notations

Symbol	Description
\mathcal{T}, t	The set of timestamps and $t \in \mathcal{T}$
U_t	The set of users at t
I_t	The set of items at t
Y_t	The interaction matrix at t
(u, i, t)	An interaction of user u and item i at t
$title_i$	The textual title of item i
$\mathbf{h}_u(t), \mathbf{h}_i(t)$	The embedding of u and i at t
$\mathbf{h}_u^N(t), \mathbf{h}_i^N(t)$	The neighboring embedding of u and i at t
$\mathbf{h}_u^G(t), \mathbf{h}_i^G(t)$	The temporal graph embedding of u and i at t
$\mathbf{h}_u^A(t)$	The distilled profile embedding of u at t
$\tilde{\mathbf{h}}_i$	The static embedding of item i
$\tilde{\mathbf{h}}_i(t)$	The dynamic embedding of item i at t

recommendation scenarios, Chat-REC [5] makes the recommendation process more interactive and explainable through in-context learning between users and items. Addressing the issue of sparse recommendation data in LLMs’ pre-training period, TALLRec [1] emerges as a solution that fine-tunes LLMs for downstream recommendation tasks, which ensures that LLMs can still generate high-quality recommendation despite limited pre-training data. Furthermore, the integration of LLMs has begun to show promising results in graph-based recommendation. LLMRec [33] enhances graph recommendation by introducing three efficient LLM-based graph augmentation strategies, and Wu et al. [35] proposes a meta-path prompt constructor to utilize LLMs to interpret complex behavior graphs.

3 PRELIMINARIES

In this section, we first introduce graph recommendation and continuous time dynamic graphs (CTDGs), and then provide the definition of dynamic recommendation with CTDGs.

3.1 Graph Recommendation

DEFINITION 1. Graph Recommendation Given a graph $G = (U, I, Y)$, $U = \{u_1, u_2, \dots, u_M\}$ denotes the set of users and $I = \{i_1, i_2, \dots, i_N\}$ denotes the set of items, in which M and N are the number of users and items, respectively. $Y \in \{0, 1\}^{M \times N}$ is the interaction matrix, if there is an interaction between user u and item i , then $Y_{ui} = 1$, otherwise $Y_{ui} = 0$. Then graph recommendation is to learn a scoring function g that estimates the likelihood that a user u will interact with an item i , i.e., $g_{(u,i)} : (u, i) \rightarrow s$, where $s \in \mathbb{R}$.

3.2 Continuous Time Dynamic Graph

DEFINITION 2. Continuous Time Dynamic Graphs (CTDGs) Given $G = (U_t, I_t, Y_t, \mathcal{T})$, U_t and I_t are separately the users and items at timestamp $t \in \mathcal{T}$, \mathcal{T} denotes the timestamp sequence set belonging to \mathbb{R}^+ , and $Y_t \subseteq U_t \times I_t \times \mathcal{T}$ denotes the temporal interactions formed at timestamp t . By this definition, each interaction (u_k, i_k, t) can be assigned with a unique timestamp in the finest granularity.

3.3 Dynamic Recommendation with CTDGs

We first list some important mathematical notations in Table 1 used throughout this paper. Accordingly, the problem of dynamic recommendation with CTDGs can be formulated as follows:

DEFINITION 3. Dynamic Recommendation with CTDGs. Given a continuous time dynamic graph $G = (U_t, I_t, Y_t, \mathcal{T})$ as formulated before, the goal of dynamic recommendation with CTDGs is to acquire a personalized score function to predict the likelihood if an interaction (u, i, t) will be formed at a specific timestamp t . Formally speaking, dynamic recommendation aims to learn a function f , s.t. $f_{(u,i,t)} : (u, i, t) \rightarrow s$, where $s \in \mathbb{R}$. And the candidate items are ranked in descending order according to the score s to generate the Top-K item recommendation list.

4 METHODS

In this section, we will illustrate the intricacies of our proposed framework, designated as **DynLLM**, which harnesses LLMs to enhance dynamic graph recommendation. Our model is architecturally composed of four principal modules, i.e., (a) Temporal Neighbors Information Aggregation, (b) LLM-based Multi-faceted Profiles Augmentation, (c) Multi-faceted Distilled Attention Mechanism, and (d) Model Training and Update. Initially, we employ temporal graph attention networks (TGANs) to meticulously aggregate temporal neighbors information for both users and items in CTDGs. Then we leverage LLMs to construct multi-faceted user profiles through textual titles of historical purchase items, guided by carefully designed prompts. These profiles include various dimensions such as crowd segments, personal interests, preferred categories, and favored brands, thereby enriching the user representation with a multi-faceted perspective. To further refine this representation, we introduce a novel multi-faceted distilled attention mechanism. This mechanism is responsible for the distillation of multi-faceted profile embeddings derived from LLMs, ensuring the reduction of noise and the enhancement of signal relevance. In parallel, it also integrates the distilled embeddings with temporal graph embedding from CTDGs, emphasizing the importance of each profile facet. Lastly, the user embedding and item embedding are mixed for prediction and then updated through Gated Recurrent Unit (GRU) updaters, preparing for next-time recommendation.

4.1 Temporal Neighbors Information Aggregation

In this module, to aggregate temporal neighbors information of both users and items, TGANs based on CTDGs are utilized to generate neighboring embedding h_u^N and h_i^N , respectively. For simplicity, we only show how to derive h_u^N . First, we define the temporal neighbors of a specific user u at timestamp t as $\mathcal{N}_u(t)$ as follows:

$$\mathcal{N}_u(t) = \{(i_1, t_1), (i_2, t_2), \dots, (i_n, t_n)\}. \quad (1)$$

Here $(i_1, t_1), (i_2, t_2), \dots, (i_n, t_n)$ means user u interacted with items i_1, i_2, \dots, i_n at timestamps t_1, t_2, \dots, t_n , respectively.

Subsequently, given $\{h_{i_1}^{l-1}(t^-), h_{i_2}^{l-1}(t^-), \dots, h_{i_n}^{l-1}(t^-)\}$ as embeddings of neighbors exactly before timestamp t (denoted as t^-) at previous layer $l - 1$, TGANs are employed to incorporate

these embeddings of neighbors to generate $h_u^N(t)$ at timestamp t , the formula is listed as follows:

$$\begin{aligned} e_k^{(l-1)} &= h_{i_k}^{(l-1)}(t^-) \parallel \phi(t - t_k), \\ \mathbf{K}^{(l)}(t) &= \mathbf{V}^{(l)}(t) = e_1^{(l-1)} \parallel e_2^{(l-1)} \parallel \dots \parallel e_n^{(l-1)}, \\ \mathbf{q}^{(l)}(t) &= h_u^{N,(l-1)}(t) \parallel \phi(0), \\ h_u^{N,(l)}(t) &= \text{Attn}^{(l)}(\mathbf{q}^{(l)}(t), \mathbf{K}^{(l)}(t), \mathbf{V}^{(l)}(t)). \end{aligned} \quad (2)$$

Here, $h_u^{N,(0)}(t) = h_u(t^-) + f_u$ and $h_i^{(0)}(t) = h_i(t^-) + f_i$, where f_u and f_i are the node features of users and items. And it is worth noting that the time encoding function $\phi(t)$ in the temporal edge embedding $e_k^{(l-1)}$ is borrowed from [38]:

$$\phi(t) = \sqrt{\frac{1}{d}} [\cos(\omega_1 t), \sin(\omega_1 t), \dots, \cos(\omega_d t), \sin(\omega_d t)], \quad (3)$$

where $\omega_1, \omega_2, \dots, \omega_d$ are the learnable frequency parameters and d is the mapping dimension.

After stacking L layers of TGANs, the neighboring embedding of user u is computed as $h_u^N(t) = h_u^{N,(L)}(t)$, i.e., the last layer output of TGANs. Similarly, the neighboring embedding of item i is $h_i^N(t) = h_i^{N,(L)}(t)$.

Then, we borrow the aggregation method from [41] to acquire $h_u^G(t)$ and $h_i^G(t)$, which contains temporal information and graph topology information in CTDGs, denoted as temporal graph embedding of u and i . The computation is executed as follows:

$$h_u^G(t) = \text{MLP}(h_u(t^-) \parallel h_u^N(t) \parallel h_u^P(t)), \quad (4)$$

$$h_i^G(t) = \text{MLP}(\tilde{h}_i(t^-) \parallel h_i^N(t)). \quad (5)$$

Here $h_u^P(t)$ is the projection embedding to avoid embedding staleness from [41], $\tilde{h}_i(t^-)$ is the item dynamic embedding at t^- .

4.2 LLM-based Multi-faceted Information Augmentation

With leveraging the knowledge base and reasoning abilities of LLMs, we introduce a strategy that utilizes LLMs for multi-faceted information augmentation, which encapsulates user profiles from diverse perspectives by utilizing purchased item titles. And the augmented profiles also provide additional information to help recommend future items for users in turn. To effectively bridge the gap between LLMs and dynamic graph recommendation, our approach involves the dynamic generation of multi-faceted user profiles according to the changing history of purchased items.

Specifically, without loss of generality, suppose the purchased items history of user u from timestamp $t - \Delta t$ to timestamp t are $\{i_1^u, i_2^u, \dots, i_n^u\}$, and the corresponding item titles are $\{title_1^u, title_2^u, \dots, title_n^u\}$. Furthermore, to facilitate the generation of high-quality user profiles, a multi-faceted prompt $\mathcal{P}_u^{t-\Delta t, t}$ is constructed for LLM's completion, and the illustration is provided in Figure 1. Formally speaking, the procedure can be described as:

$$\text{crd}_u^{t-\Delta t, t}, \text{int}_u^{t-\Delta t, t}, \text{ctg}_u^{t-\Delta t, t}, \text{brd}_u^{t-\Delta t, t} = \text{LLM}_G(\mathcal{P}_u^{t-\Delta t, t}), \quad (6)$$

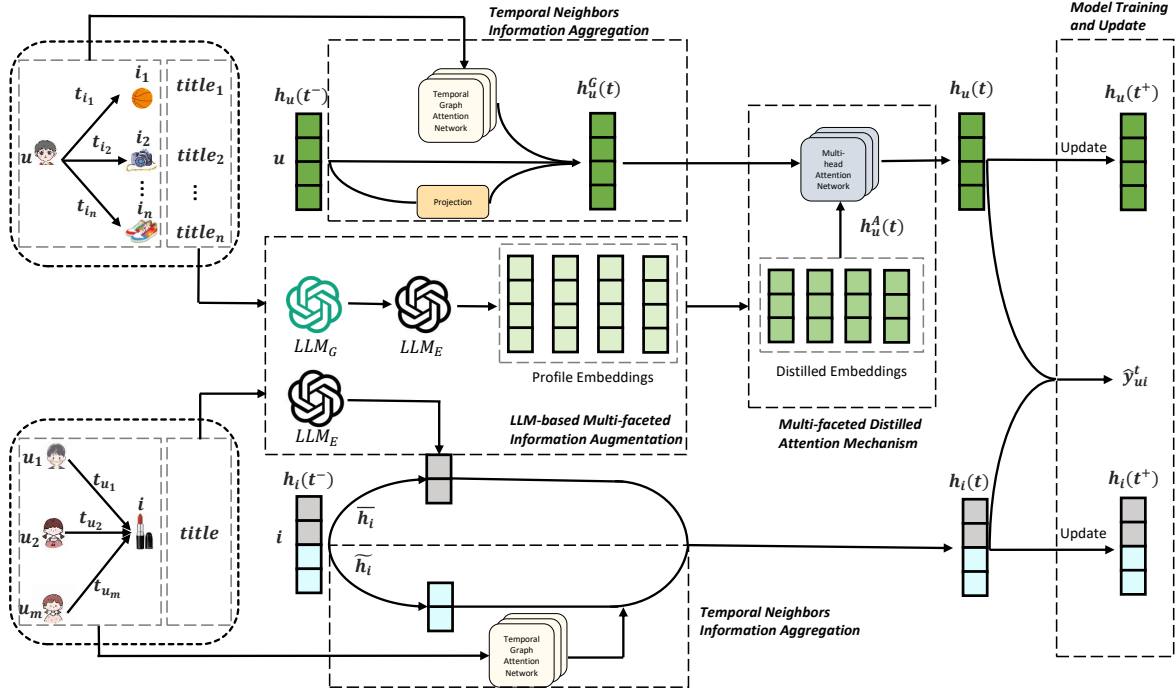


Figure 2: The overall framework of the proposed DynLLM. There are four principal modules: (a) Temporal Neighbors Information Aggregation that aggregates temporal neighbors information for users and items in CTDGs, (b) LLM-based Multi-faceted Information Augmentation that generates multi-faceted user profiles through LLMs, (c) Multi-faceted Distilled Attention Mechanism that distills and incorporate LLM-generated embeddings to enhance representation, and (d) Model Training and Update that trains the model and update embeddings for future recommendation.

where $\text{crd}_u^{t-\Delta t, t}$, $\text{int}_u^{t-\Delta t, t}$, $\text{ctg}_u^{t-\Delta t, t}$, $\text{brd}_u^{t-\Delta t, t}$ are separately the crowd segments, personal interests, preferred categories and favored brands generated by LLM_G (i.e., the LLM-generation model), which reflects the user profiles of u from $t - \Delta t$ to t .

Leveraging the proficiency of LLMs in text encoding, we proceed to input the augmented profiles into LLMs to obtain multi-faceted profile embeddings. Afterward, we employ fully connected MLPs with dropout to transform the multi-faceted embeddings, which not only reduces dimension but also projects the embeddings to their own space, the mathematical formulation is as follows:

$$\begin{aligned} \mathbf{h}_u^{\text{crd}}(t) &= \text{MLP} \left(\text{LLM}_E(\text{crd}_u^{t-\Delta t, t}) \right), \\ \mathbf{h}_u^{\text{int}}(t) &= \text{MLP} \left(\text{LLM}_E(\text{int}_u^{t-\Delta t, t}) \right), \\ \mathbf{h}_u^{\text{ctg}}(t) &= \text{MLP} \left(\text{LLM}_E(\text{ctg}_u^{t-\Delta t, t}) \right), \\ \mathbf{h}_u^{\text{brd}}(t) &= \text{MLP} \left(\text{LLM}_E(\text{brd}_u^{t-\Delta t, t}) \right). \end{aligned} \quad (7)$$

Here $\mathbf{h}_u^{\text{crd}}(t)$, $\mathbf{h}_u^{\text{int}}(t)$, $\mathbf{h}_u^{\text{ctg}}(t)$ and $\mathbf{h}_u^{\text{brd}}(t)$ are the transformed profile embeddings, and LLM_E is LLM-embedding model.

As for items, with attributed titles title_i for item i , we feed it into LLMs and a subsequent MLP layer to acquire the item static embedding:

$$\tilde{\mathbf{h}}_i = \text{MLP} \left(\text{LLM}_E(\text{title}_i) \right). \quad (8)$$

4.3 Multi-faceted Distilled Attention Mechanism

Upon obtaining the transformed multi-faceted profile embeddings, how to effectively incorporate these embeddings into dynamic user embedding is thought-provoking. To enhance the representation of transformed multi-faceted embeddings and reduce noisy signals generated by LLMs, we first distill these embeddings to mitigate the impact of generated noise. Formally, we take $\mathbf{h}_u^{\text{crd}}(t)$ as example, and we define a parameter vector \mathbf{q} to compute the significance weights for each dimension within $\mathbf{h}_u^{\text{crd}}(t)$. Subsequently, dimensions corresponding to the top r weights are selected and are distilled for output, and we denote r as the distillation coefficient. The formal expression is:

$$\begin{aligned} \mathbf{s} &= \mathbf{h}_u^{\text{crd}}(t) \mathbf{q} / \|\mathbf{q}\| \\ j &= \text{top-indices}(\mathbf{s}, r) \\ \tilde{\mathbf{h}}_u^{\text{crd}}(t) &= [\mathbf{h}_u^{\text{crd}}(t) \circ \tanh(\mathbf{s})]_j, \end{aligned} \quad (9)$$

where $\tilde{\mathbf{h}}_u^{\text{crd}}(t)$ is the distilled crowd embedding for user u and \tanh is the activation function. Along this line, the distilled interests embedding $\tilde{\mathbf{h}}_u^{\text{int}}(t)$, the distilled categories embedding $\tilde{\mathbf{h}}_u^{\text{ctg}}(t)$ and the distilled brands embedding $\tilde{\mathbf{h}}_u^{\text{brd}}(t)$ can be computed in a similar way.

Following this, it is essential to incorporate the LLM-generated information with the graph-based and temporal information. To show the contribution of each user profile facet, we commence by concatenating embeddings of each facet to form an overall LLM-augmented profile embedding $\mathbf{h}_u^A(t)$, then apply a multi-head attention to weigh the relevance of $\mathbf{h}_u^A(t)$ and $\mathbf{h}_u^G(t)$, and the specific calculation is:

$$\begin{aligned}\tilde{\mathbf{q}}^{(l)}(t) &= \mathbf{h}_u^G(t), \\ \mathbf{h}_u^A(t) &= \tilde{\mathbf{h}}_u^{\text{crd}}(t) \parallel \tilde{\mathbf{h}}_u^{\text{int}}(t) \parallel \tilde{\mathbf{h}}_u^{\text{ctg}}(t) \parallel \tilde{\mathbf{h}}_u^{\text{brd}}(t), \\ \tilde{\mathbf{K}}^{(l)}(t) &= \tilde{\mathbf{V}}^{(l)}(t) = \mathbf{h}_u^A(t), \\ \mathbf{h}_u^{(l)}(t) &= \text{Attn}^{(l)}(\tilde{\mathbf{q}}^{(l)}(t), \tilde{\mathbf{K}}^{(l)}(t), \tilde{\mathbf{V}}^{(l)}(t)),\end{aligned}\quad (10)$$

in which $\mathbf{h}_u(t) = \mathbf{h}_u^{(L)}(t)$ after computing L layers multi-head attention. As a result, $\mathbf{h}_u(t)$ is a fusion of graph topology information, fine-grained time information, and LLM-based augmented information. And the embedding of i at timestamp t is $\mathbf{h}_i(t) = \tilde{\mathbf{h}}_i \parallel \mathbf{h}_i^G(t)$, here $\mathbf{h}_i^G(t)$ from Equation 5 is also the item dynamic embedding $\tilde{\mathbf{h}}_i(t)$ at timestamp t .

4.4 Model Training and Update

Through the above modules, we have gradually obtained conclusive representations of users and items at a specific timestamp, and the preference score for a user u toward an item i at the timestamp t is defined as the inner product of each representation:

$$\hat{y}_{ui}^t = \mathbf{h}_u(t)^\top \mathbf{h}_i(t), \quad (11)$$

which is used as the ranking score for recommend generation. Then followed by classical methods, we employ Bayesian Personalized Ranking (BPR) loss to train the whole model, which assumes that observed interactions will be assigned with higher scores than unobserved counterparts:

$$\ell = \sum_{(u, i^+, i^-, t) \in E} -\log \sigma(\hat{y}_{ui^+}^t - \hat{y}_{ui^-}^t) + \lambda \|\Theta\|^2. \quad (12)$$

Here E is the set of training interactions, i^+ and i^- are separately positive and negative samples from training data, weight decay regularization $\|\Theta\|^2$ weighted by the coefficient λ is to prevent overfitting, and $\sigma(\cdot)$ is activation function sigmoid to introduce non-linearity.

In order to perform next-time recommendation, we utilize GRUs to integrate current-time interaction information to update user and item embedding, which can be calculated as:

$$\mathbf{h}_u(t^+) = \text{GRU}(\mathbf{h}_u(t), \mathbf{h}_i(t) \parallel \phi(t - t'_u)) \quad (13)$$

$$\tilde{\mathbf{h}}_i(t^+) = \text{GRU}(\mathbf{h}_i^G(t), \mathbf{h}_u(t) \parallel \phi(t - t'_i)) \quad (14)$$

$$\mathbf{h}_i(t^+) = \tilde{\mathbf{h}}_i \parallel \tilde{\mathbf{h}}_i(t^+). \quad (15)$$

Here t'_u is the last timestamp at which u interacted with any item, whereas t'_i denotes the last timestamp at which i was interacted with by any user. Eventually, the updated embeddings $\mathbf{h}_u(t^+)$ and $\mathbf{h}_i(t^+)$ would be employed for upcoming next-time recommendation.

5 EXPERIMENTS

In this section, we conduct comprehensive experiments on a real-world dataset from an online e-commerce platform to demonstrate

the effectiveness of our proposed DynLLM framework. Specifically, we address the following research questions:

- **RQ1** How does DynLLM compare to state-of-the-art methods, including static and dynamic graph recommendation models?
- **RQ2** How do the individual components of DynLLM, such as LLM-based multi-faceted information augmentation and multi-faceted distilled attention mechanism, enhance dynamic recommendation performance?
- **RQ3** What is the contribution of each facet of LLM-augmented profiles to the overall performance?
- **RQ4** What impact do the number of user neighbor (\mathcal{N}_u) and item neighbors (\mathcal{N}_i) have on the performance of DynLLM?
- **RQ5** How sensitive is the model to different distillation coefficient r ?

5.1 Experimental Settings

In the following parts, we will introduce our experimental settings, which include data description, baselines, reproductive settings, and evaluation protocols.

5.1.1 Data Description. We collected the purchase data from two online e-commerce platforms, covering the period from November 14, 2021, to November 14, 2023. Initially, we sampled a fixed number of users and their corresponding interactions with items to create a subset of the dataset. Subsequently, we retained users who made purchases of over 20 distinct items, and items that were purchased by over 5 distinct users. This process was repeated until the number of users and items converged. It is important to note that each interaction was assigned a timestamp to demonstrate its temporal dynamics. Further details of the collected datasets can be found in Table 2.

Table 2: The statistics of the dataset.

Dataset	Tmall	Alibaba
Number of users	5651	16901
Number of items	10333	30080
Number of interactions	258390	722716
The average length of a title	35.51	34.22
The average interactions of a user	45.72	42.76
The average interaction of an item	25.01	24.03

5.1.2 Baselines. We compare the DynLLM framework with a variety of competitive baselines, which can be categorized into two groups: static graph recommendation methods and dynamic graph recommendation methods. The details of these baselines are listed as follows:

- **GCN** [16]: This is a classical static graph method that first introduces a localized first-order optimization of spectral graph convolutions.
- **GAT** [28]: It first employs attention mechanisms to weigh the importance of different neighbors in graph deep learning methods.

Table 3: The overall performance is evaluated in terms of Recall@K and NDCG@K (abbreviated as R@K and N@K). Bond numbers indicate the best performance, while underlined numbers represent the best baseline performance. The %Imp denotes the improvements achieved by DynLLM relative to the runner-up.

Dataset	Tmall						Alibaba					
Model	R@10	R@20	R@30	N@10	N@20	N@30	R@10	R@20	R@30	N@10	N@20	N@30
GCN	0.0287	0.0381	0.0610	0.0218	0.0241	0.0290	0.0159	0.0322	0.0540	0.0087	0.0127	0.0174
GAT	0.0283	0.0489	0.0636	0.0189	0.0240	0.0271	0.0233	0.0351	0.0463	0.0141	0.0170	0.0194
NGCF	0.0594	0.0999	0.1267	0.0364	0.0465	0.0522	0.0510	0.0732	0.0927	0.0321	0.0377	0.0418
LightGCN	0.0703	0.1105	0.1442	0.0405	0.0506	0.0578	0.0458	0.0697	0.0864	0.0296	0.0355	0.0391
Jodie	0.0270	0.0516	0.0732	0.0118	0.0179	0.0225	0.0253	0.0528	0.0783	0.0107	0.0176	0.0230
DyRep	0.0450	0.0826	0.1131	0.0213	0.0307	0.0372	0.0455	0.0899	0.1242	0.0199	0.0310	0.0383
TGN	0.0726	0.1276	0.1766	0.0338	0.0476	0.0580	0.0516	0.0923	0.1263	0.0248	0.0350	0.0422
DynShare	0.0750	0.1279	0.1718	0.0358	0.0491	0.0584	0.0563	0.1039	0.1440	0.0252	0.0371	0.0457
DynLLM	0.1052	0.1765	0.2321	0.0501	0.0680	0.0799	0.0685	0.1120	0.1459	0.0340	0.0449	0.0521

- **NGCF** [30]: This method captures high-hop user-item interaction information and injects the CF signal into the graph embedding process.
- **LightGCN** [8]: It is a state-of-the-art GNN-based recommendation method that simplifies the design of GCN to make it more appropriate for recommendation task, including only neighborhood aggregation part for CF.
- **JODIE** [18]: This approach utilizes a coupled RNN model to learn the embedding trajectory of users and items, and also introduces a novel linear projection operator to estimate the embedding of users in the future.
- **DyRep** [27]: This work proposes a two-time scale deep temporal point process model to capture the continuous-time fine-grained temporal dynamics of association and communication processes.
- **TGN** [23]: This model exploits a novel combination of memory modules and temporal graph attention networks to evolve the dynamics in CTDGs, achieving state-of-the-art performance.
- **DynShare** [41]: A state-of-the-art continuous time dynamic graph model that introduces a memory-based temporal graph attention networks to capture temporal structure information and leverages an innovative nonlinear projector to estimate user embeddings for next-time recommendation.

5.1.3 Reproductive Settings. We implement the DynLLM framework using PyTorch¹ and run it with a single NVIDIA Tesla V100 GPU. For the LLMs, the LLM-generation model is selected as the "qwen-max-1201" chat completion model, and the LLM-embedding model uses the "text-embedding-v2" model in Alibaba Cloud², with default settings as specified on the website. To ensure a fair comparison, we fix the dimension of user and item embeddings at 128 for DynLLM and all comparable baselines, where the item embedding is composed of 64-dimension static embedding and 64-dimension dynamic embedding. We employ a grid search strategy to optimize

¹<https://pytorch.org/>

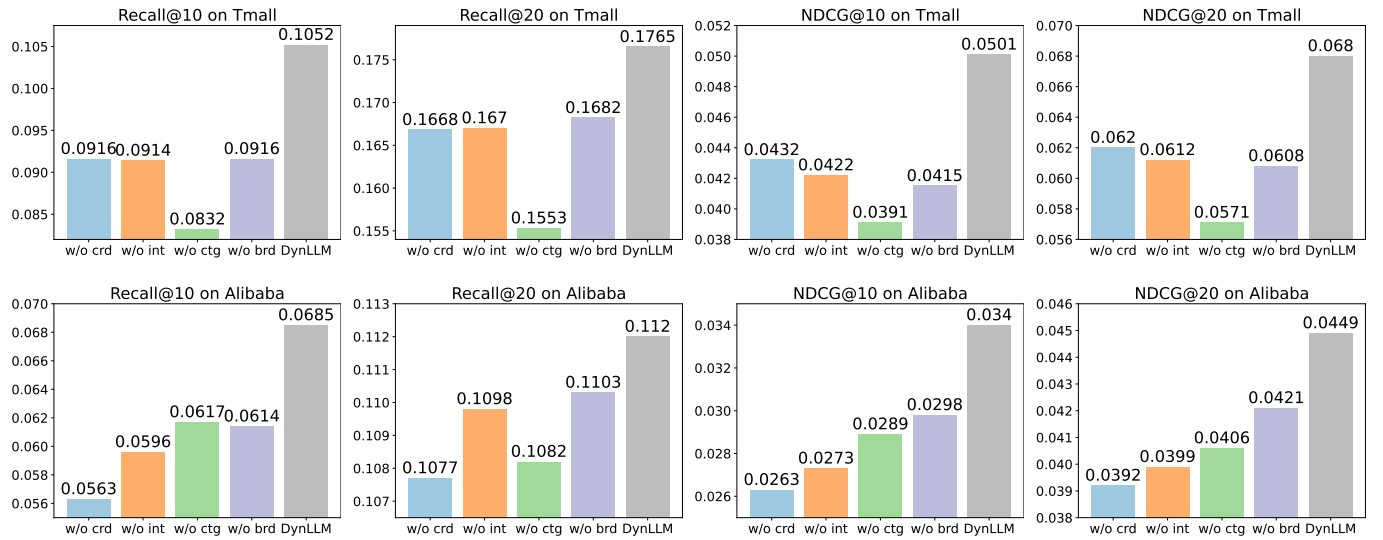
²<https://www.alibabacloud.com/>

Table 4: Ablation study on LLM-augmentation and distillation.

Dataset	Variants	w/o LLM	w/o Distill	DynLLM
Tmall	Recall@10	0.0342	0.0632	0.1052
	Recall@20	0.0697	0.1181	0.1765
	Recall@30	0.1027	0.1660	0.2321
	NDCG@10	0.0148	0.0294	0.0501
	NDCG@20	0.0237	0.0431	0.0680
	NDCG@30	0.0307	0.0533	0.0799
Alibaba	Recall@10	0.0178	0.0496	0.0685
	Recall@20	0.0365	0.0936	0.1120
	Recall@30	0.0565	0.1331	0.1459
	NDCG@10	0.0080	0.0219	0.0340
	NDCG@20	0.0127	0.0330	0.0449
	NDCG@30	0.0169	0.0413	0.0521

hyper-parameters and select the Adam optimizer [15] for model parameter optimization, with a learning rate chosen from [1e-3, 5e-4, 1e-4] and the regularization coefficient λ set to 1e-5. The batch size is set as 2048 and 4096 for Tmall and Alibaba dataset, respectively. For the TGAN component, we define the number of temporal graph attention layers as 2 and the number of heads as 2, while exploring the values for the number of temporal user neighbors N_u and item neighbors N_i from the set {2, 3, 4, 5}. Additionally, the distillation coefficient r for the multi-faceted distilled attention mechanism is selected from {64, 80, 96, 112, 128}. Finally, we refer to the original papers and carefully tune the hyper-parameters of the baselines to suit our dataset.

5.1.4 Evaluation Protocols. We evaluate our DynLLM approach in the Top-K recommendation task with two widely recognized evaluation metrics, i.e. NDCG (Normalized Discounted Cumulative Gain) and Recall. Specifically, we report Recall@K and NDCG@K of our method as well as all baselines, where $K = 10, 20, 30$. To ensure a comprehensive evaluation, we partition the interaction data chronologically, allocating the first 70% data to train, the next

Figure 3: Ablation study on multi-faceted profiles

15% to validate, and the final 15% to test. And we adopt to rank the positive items against all items in validation and test sets. Afterward, we utilize the standard early-stopping strategy during the training stage by performing premature stopping if the Recall@10 metric on the validation dataset fails to improve for 10 consecutive epochs.

5.2 Overall Performance (RQ 1)

In this section, we conduct a comparative analysis of our DynLLM model against a diverse set of baseline methods in the context of Top-K recommendation performance, with K values set at 10, 20 and 30. The experimental results are presented in Table 3, from which several key observations can be drawn:

- Our DynLLM model consistently outperforms all existing state-of-the-art methods, and it can be broadly attributed to three aspects: (1) The explicit capture of fine-grained temporal information and graph topology information from both users and items through TGANs. (2) The enrichment and comprehensive revelation of implicit user information achieved through the LLM-augmented multi-faceted profiles, along with the introduction of a distilled attention mechanism that effectively integrates augmented information with temporal graph information. (3) The distillation of LLM-generated multi-faceted profile embeddings facilitates the preservation of relevant information while reducing the generated noise, thus improving the robustness of the DynLLM framework.
- In the majority of cases, dynamic graph recommendation methods exhibit better performance than their static counterparts. This highlights the pivotal role of temporal dynamics in accurately modeling user preferences for recommendation. However, there are notable exceptions, such as Jodie showing worse performance than NGCF and LightGCN, where Jodie only considers the temporal dynamics but neglects to capture high-order graph signals. On the contrary, TGN, and

DynShare, which integrate fine-grained temporal information with high-order graph signals, surpass those static graph recommendation methods, except for Dyrep, which fails to utilize memory modules to store historical information.

- Among static graph recommendation methods, NGCF and LightGCN, which incorporate high-hop connectivity in user-item graphs into CF signals, yield superior results compared to simpler graph methods like GCN and GAT. These findings demonstrate the necessity and indispensability of exploiting the high-order connectivity into CF signals in recommendation tasks.
- Furthermore, DynShare outperforms other dynamic graph methods due to its memory module and novel nonlinear projector, enabling better prediction of future user embeddings and mitigating embedding staleness. On the other hand, our DynLLM results in superior performance over all dynamic methods, underscoring the effectiveness of LLMs in revealing implicit user profile information, ultimately leading to enhanced representation of dynamic user embedding.

5.3 Ablation Study (RQ2 & RQ3)

In addition, to identify the specific contributions of each component of DynLLM, we conduct the following ablation study to demonstrate the impact of the proposed LLM-augmented profiles and multi-faceted distilled attention, and also to analyze how each facet of the profiles affects the overall performance.

5.3.1 Effect of LLM-based Multi-facet Augmentation. The LLM-based multi-faceted augmentation is a key component of our DynLLM model, which generates comprehensive profiles to enrich the underlying information of users. To emphasize the significance of the novel LLM-based multi-faceted augmentation, we create an ablation model that excludes LLMs augmentation and discards the augmented user profiles, denoted as *w/o LLM*. Table 4 reports the

Figure 4: Parameters sensitivity of the number of user neighbors and item neighbors

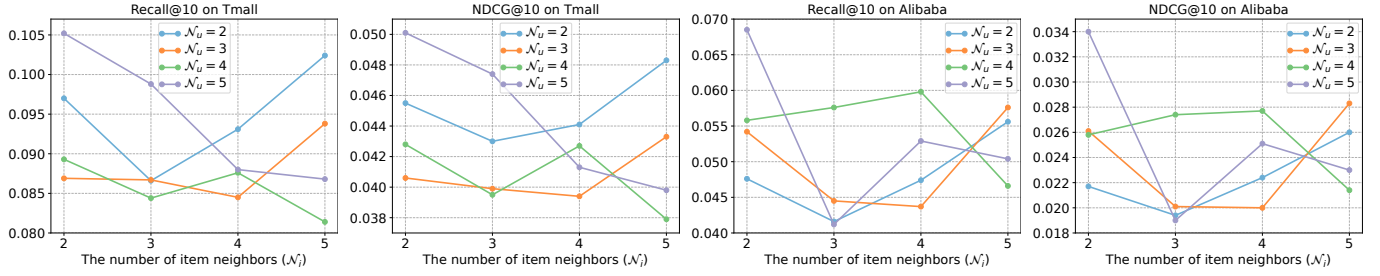
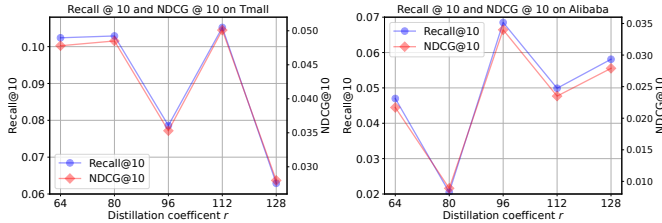


Figure 5: Parameters sensitivity of the distillation coefficient



performance comparison between the original model and the ablation model without LLM. It is observed that the ablation model without LLMs exhibits a significant decrease in performance, underscoring the enriching role of LLM-augmented profiles in enhancing user profile semantics.

5.3.2 Effect of Distilled Attention Mechanism. To further investigate the necessity of the distilled attention mechanism, we design an ablation study *w/o Distill* to verify its effectiveness. As depicted in Table 4, our DynLLM model outperforms the *w/o Distill* variant, which indicates that the embedding generated directly from LLMs may contain noisy signals due to the bias of generated texts. Meanwhile, the novel design of distillation enhances the representation of LLM-generated embedding, emphasizing relevant signals while mitigating the impact of noisy signals.

5.3.3 Effect of Each Facet of Generated Profiles. We now shift our focus to assess the effectiveness of each facet of LLM-generated multi-faceted profiles, by designing the following variants: *w/o crd*, *w/o int*, *w/o ctg* and *w/o brd*, which neglect crowd segments, personal interests, preferred categories, and favored brands, respectively. From the experimental results shown in Figure 3, it is evident that our DynLLM surpasses all the variants, validating that each facet of LLM-generated multi-faceted profiles indeed enhances the expressiveness of user representation. It further shows that the variants *w/o crd*, *w/o int* and *w/o ctg* yield the poorest performance in most cases, confirming that crowd segments, personal interests and preferred categories contribute more than favored brands. Thus, DynLLM provides an intuitive reflection of real-world dynamic recommendation scenarios.

5.4 Hyper-parameter Sensitivity (RQ4 & RQ5)

Additionally, we conduct experiments to explore how the number of neighbors (i.e., \mathcal{N}_u and \mathcal{N}_i) and the distillation coefficient (i.e., r) affect our DynLLM performance.

5.4.1 Effect of Neighbors Number. We first investigate the impact of different numbers of neighbors \mathcal{N}_u and \mathcal{N}_i . Specifically, we tune \mathcal{N}_u and \mathcal{N}_i within the range of $\{2, 3, 4, 5\}$ while maintaining other hyper-parameters at their optimal settings. As illustrated in Figure 4, DynLLM approaches optimal performance when $\mathcal{N}_u = 5$ and $\mathcal{N}_i = 2$ for both datasets, which is similar to the ratio of the user’s average interactions and item’s average interactions. From this observation, we select these optimal values in the experiments to ensure the best performance of model.

5.4.2 Effect of Distillation Coefficient. Furthermore, DynLLM utilizes a distillation coefficient r to mitigate noisy signals in LLM-generated embeddings. We explore a range of values, specifically $\{64, 80, 96, 112, 128\}$, to determine optimal performance on both datasets. Figure 5 summarizes the overall results obtained from tuning the distillation coefficient. Notably, we consistently achieve optimal performance when r is fixed at 112 and 96 on Tmall and Alibaba dataset, respectively. This observation suggests that assigning appropriate distillation coefficient can effectively minimize LLM-generated noise and enhance the performance.

6 CONCLUSION

In this paper, we introduced a novel task, LLM-augmented dynamic recommendation via continuous time dynamic graphs, and proposed the DynLLM model to effectively integrate LLM-augmented information with temporal graph information. Specifically, we first leveraged temporal graph attention networks to capture the fine-grained temporal dynamics and graph topology information from the perspective of users and items. Subsequently, utilizing Large Language Models (LLMs), we generated multi-faceted profiles to augment and enrich user information, extracting potential correlations between users and items. Afterward, we also developed an innovative multi-faceted distilled attention mechanism to enhance the expressiveness of LLM-generated user profiles, which facilitated the fusion of temporal graph embedding and refined profile embeddings. As a result, our approach not only successfully captured graph topology information along with fine-grained temporal information, but also gradually incorporated the LLM-augmented

information to prepare for next-time recommendation. Finally, extensive experiments on two real-world online e-commerce datasets with rich texts have demonstrated the superiority of DynLLM compared to competitive baseline methods.

REFERENCES

- [1] Keqin Bao, Jizhi Zhang, Yang Zhang, Wenjie Wang, Fuli Feng, and Xiangnan He. 2023. Tallrec: An effective and efficient tuning framework to align large language model with recommendation. *arXiv preprint arXiv:2305.00447* (2023).
- [2] Mengru Chen, Chao Huang, Lianghao Xia, Wei Wei, Yong Xu, and Ronghua Luo. 2023. Heterogeneous graph contrastive learning for recommendation. In *Proceedings of the Sixteenth ACM International Conference on Web Search and Data Mining*. 544–552.
- [3] Hanjun Dai, Yichen Wang, Rakshit Trivedi, and Le Song. 2016. Recurrent Coevolutionary Feature Embedding Processes for Recommendation. *CoRR abs/1609.03675* (2016). arXiv:1609.03675
- [4] Shaohua Fan, Junxiong Zhu, Xiaotian Han, Chuan Shi, Linmei Hu, Biyu Ma, and Yongliang Li. 2019. Metapath-guided heterogeneous graph neural network for intent recommendation. In *Proceedings of the 25th ACM SIGKDD international conference on knowledge discovery & data mining*. 2478–2486.
- [5] Yunfan Gao, Tao Sheng, Youlin Xiang, Yun Xiong, Haofen Wang, and Jiawei Zhang. 2023. Chat-rec: Towards interactive and explainable llms-augmented recommender system. *arXiv preprint arXiv:2303.14524* (2023).
- [6] Xudong Gong, Qinlin Feng, Yuan Zhang, Jiangling Qin, Weiwei Ding, Biao Li, Peng Jiang, and Kun Gai. 2022. Real-time Short Video Recommendation on Mobile Devices. In *Proceedings of the 31st ACM International Conference on Information & Knowledge Management*. 3103–3112.
- [7] Aditya Grover and Jure Leskovec. 2016. node2vec: Scalable Feature Learning for Networks. In *Proceedings of the 22nd ACM SIGKDD International Conference on Knowledge Discovery and Data Mining, San Francisco, CA, USA, August 13-17, 2016*. ACM, 855–864.
- [8] Xiangnan He, Kuan Deng, Xiang Wang, Yan Li, Yong-Dong Zhang, and Meng Wang. 2020. LightGCN: Simplifying and Powering Graph Convolution Network for Recommendation. In *Proceedings of the 43rd International ACM SIGIR conference on research and development in Information Retrieval, SIGIR 2020, Virtual Event, China, July 25-30, 2020*. ACM, 639–648.
- [9] Xiangnan He, Lizi Liao, Hanwang Zhang, Liqiang Nie, Xia Hu, and Tat-Seng Chua. 2017. Neural collaborative filtering. In *Proceedings of the 26th international conference on world wide web*. 173–182.
- [10] Yupeng Hou, Junjie Zhang, Zihan Lin, Hongyu Lu, Ruobing Xie, Julian McAuley, and Wayne Xin Zhao. 2023. Large language models are zero-shot rankers for recommender systems. *arXiv preprint arXiv:2305.08845* (2023).
- [11] Houye Ji, Junxiong Zhu, Xiao Wang, Chuan Shi, Bai Wang, Xiaoye Tan, Yanghua Li, and Shaojian He. 2021. Who You Would Like to Share With? A Study of Share Recommendation in Social E-commerce. In *Thirty-Fifth AAAI Conference on Artificial Intelligence, Virtual Event, February 2-9, 2021*. AAAI Press, 232–239.
- [12] Renqi Jia, Xiaofei Zhou, Linhua Dong, and Shirui Pan. 2021. Hypergraph convolutional network for group recommendation. In *2021 IEEE International Conference on Data Mining (ICDM)*. IEEE, 260–269.
- [13] Yangqin Jiang, Chao Huang, and Lianghao Huang. 2023. Adaptive graph contrastive learning for recommendation. In *Proceedings of the 29th ACM SIGKDD Conference on Knowledge Discovery and Data Mining*. 4252–4261.
- [14] Bowen Jin, Chen Gao, Xiangnan He, Depeng Jin, and Yong Li. 2020. Multi-behavior recommendation with graph convolutional networks. In *Proceedings of the 43rd International ACM SIGIR Conference on Research and Development in Information Retrieval*. 659–668.
- [15] Diederik P. Kingma and Jimmy Ba. 2015. Adam: A Method for Stochastic Optimization. In *3rd International Conference on Learning Representations, ICLR 2015, San Diego, CA, USA, May 7-9, 2015, Conference Track Proceedings*.
- [16] Thomas N. Kipf and Max Welling. 2017. Semi-Supervised Classification with Graph Convolutional Networks. In *5th International Conference on Learning Representations, ICLR 2017, Toulon, France, April 24-26, 2017*. OpenReview.net.
- [17] Yehuda Koren. 2008. Factorization meets the neighborhood: a multifaceted collaborative filtering model. In *Proceedings of the 14th ACM SIGKDD international conference on Knowledge discovery and data mining*. 426–434.
- [18] Srijan Kumar, Xikun Zhang, and Jure Leskovec. 2019. Predicting Dynamic Embedding Trajectory in Temporal Interaction Networks. In *Proceedings of the 25th ACM SIGKDD International Conference on Knowledge Discovery & Data Mining, KDD 2019, Anchorage, AK, USA, August 4-8, 2019*. ACM, 1269–1278.
- [19] Valerio La Gatta, Vincenzo Moscato, Mirko Pennone, Marco Postiglione, and Giancarlo Sperli. 2022. Music recommendation via hypergraph embedding. *IEEE transactions on neural networks and learning systems* (2022).
- [20] Shuai Li, Alexandros Karatzoglou, and Claudio Gentile. 2016. Collaborative filtering bandits. In *Proceedings of the 39th International ACM SIGIR conference on Research and Development in Information Retrieval*. 539–548.
- [21] Yuanfu Lu, Xiao Wang, Chuan Shi, Philip S Yu, and Yanfang Ye. 2019. Temporal network embedding with micro-and macro-dynamics. In *Proceedings of the 28th ACM international conference on information and knowledge management*. 469–478.
- [22] Aldo Pareja, Giacomo Domeniconi, Jie Chen, Tengfei Ma, Toyotaro Suzumura, Hiroki Kanezashi, Tim Kaler, Tao B. Schardl, and Charles E. Leiserson. 2020. EvolveGCN: Evolving Graph Convolutional Networks for Dynamic Graphs. In *The Thirty-Fourth AAAI Conference on Artificial Intelligence, AAAI 2020, New York, NY, USA, February 7-12, 2020*. AAAI Press, 5363–5370.
- [23] Emanuele Rossi, Ben Chamberlain, Fabrizio Frasca, Davide Eynard, Federico Monti, and Michael Bronstein. 2020. Temporal Graph Networks for Deep Learning on Dynamic Graphs. In *ICML 2020 Workshop on Graph Representation Learning*.
- [24] Aravind Sankar, Yanhong Wu, Liang Gou, Wei Zhang, and Hao Yang. 2020. Dysat: Deep neural representation learning on dynamic graphs via self-attention networks. In *Proceedings of the 13th international conference on web search and data mining*. 519–527.
- [25] Chenxi Sun, Yaliang Li, Hongyan Li, and Shenda Hong. 2023. TEST: Text prototype aligned embedding to activate LLM’s ability for time series. *arXiv preprint arXiv:2308.08241* (2023).
- [26] Jian Tang, Meng Qu, Mingzhe Wang, Ming Zhang, Jun Yan, and Qiaozhu Mei. 2015. LINE: Large-scale Information Network Embedding. In *Proceedings of the 24th International Conference on World Wide Web, WWW 2015, Florence, Italy, May 18-22, 2015*. ACM, 1067–1077.
- [27] Rakshit Trivedi, Mehrdad Farajtabar, Prasenjeet Biswal, and Hongyuan Zha. 2019. DyRep: Learning Representations over Dynamic Graphs. In *7th International Conference on Learning Representations, ICLR 2019, New Orleans, LA, USA, May 6-9, 2019*. OpenReview.net.
- [28] Petar Velickovic, Guillem Cucurull, Arantxa Casanova, Adriana Romero, Pietro Liò, and Yoshua Bengio. 2017. Graph Attention Networks. *CoRR abs/1710.10903* (2017). arXiv:1710.10903
- [29] Lei Wang and Ee-Peng Lim. 2023. Zero-Shot Next-Item Recommendation using Large Pretrained Language Models. *arXiv preprint arXiv:2304.03153* (2023).
- [30] Xiang Wang, Xiangnan He, Meng Wang, Fuli Feng, and Tat-Seng Chua. 2019. Neural graph collaborative filtering. In *Proceedings of the 42nd international ACM SIGIR conference on Research and development in Information Retrieval*. 165–174.
- [31] Xiao Wang, Houye Ji, Chuan Shi, Bai Wang, Yanfang Ye, Peng Cui, and Philip S Yu. 2019. Heterogeneous graph attention network. In *The world wide web conference*. 2022–2032.
- [32] Xiaolei Wang, Kun Zhou, Ji-Rong Wen, and Wayne Xin Zhao. 2022. Towards unified conversational recommender systems via knowledge-enhanced prompt learning. In *Proceedings of the 28th ACM SIGKDD Conference on Knowledge Discovery and Data Mining*. 1929–1937.
- [33] Wei Wei, Xubin Ren, Jiabin Tang, Qinyong Wang, Lixin Su, Suqi Cheng, Junfeng Wang, Dawei Yin, and Chao Huang. 2023. Llmrec: Large language models with graph augmentation for recommendation. *arXiv preprint arXiv:2311.00423* (2023).
- [34] Jiancan Wu, Xiang Wang, Fuli Feng, Xiangnan He, Liang Chen, Jianxun Lian, and Xing Xie. 2021. Self-supervised graph learning for recommendation. In *Proceedings of the 44th international ACM SIGIR conference on research and development in information retrieval*. 726–735.
- [35] Likang Wu, Zhaopeng Qiu, Zhi Zheng, Hengshu Zhu, and Enhong Chen. 2023. Exploring large language model for graph data understanding in online job recommendations. *arXiv preprint arXiv:2307.05722* (2023).
- [36] Le Wu, Peijie Sun, Yanjie Fu, Richang Hong, Xiting Wang, and Meng Wang. 2019. A Neural Influence Diffusion Model for Social Recommendation. In *Proceedings of the 42nd International ACM SIGIR Conference on Research and Development in Information Retrieval, SIGIR 2019, Paris, France, July 21-25, 2019*. ACM, 235–244.
- [37] Likang Wu, Zhi Zheng, Zhaopeng Qiu, Hao Wang, Hongchao Gu, Tingjia Shen, Chuan Qin, Chen Zhu, Hengshu Zhu, Qi Liu, Hui Xiong, and Enhong Chen. 2023. A Survey on Large Language Models for Recommendation. arXiv:2305.19860 [cs.LG]
- [38] Da Xu, Chuanwei Ruan, Evren Körpeoglu, Sushant Kumar, and Kannan Achan. 2020. Inductive representation learning on temporal graphs. In *8th International Conference on Learning Representations, ICLR 2020, Addis Ababa, Ethiopia, April 26-30, 2020*. OpenReview.net.
- [39] Xiaojian Zhao, Guangda Li, Meng Wang, Jin Yuan, Zheng-Jun Zha, Zhoujun Li, and Tat-Seng Chua. 2011. Integrating rich information for video recommendation with multi-task rank aggregation. In *Proceedings of the 19th ACM international conference on Multimedia*. 1521–1524.
- [40] Zhe Zhao, Lichan Hong, Li Wei, Jilin Chen, Aniruddh Nath, Shawn Andrews, Aditee Kumthekar, Maheswaran Sathiamoorthy, Xinyang Yi, and Ed Chi. 2019. Recommending what video to watch next: a multitask ranking system. In *Proceedings of the 13th ACM Conference on Recommender Systems*. 43–51.
- [41] Ziwei Zhao, Xi Zhu, Tong Xu, Aakas Lizhiyu, Yu Yu, Xueying Li, Zikai Yin, and Enhong Chen. 2023. Time-interval Aware Share Recommendation via Bi-directional Continuous Time Dynamic Graphs. In *SIGIR*. ACM, 822–831.
- [42] Zhi Zheng, Zhaopeng Qiu, Xiao Hu, Likang Wu, Hengshu Zhu, and Hui Xiong. 2023. Generative Job Recommendations with Large Language Model. arXiv:2307.02157 [cs.LG]

- [43] Zhi Zheng, Chao Wang, Tong Xu, Dazhong Shen, Penggang Qin, Baoxing Huai, Tongzhu Liu, and Enhong Chen. 2021. Drug Package Recommendation via Interaction-aware Graph Induction. In *WWW. ACM / IW3C2*, 1284–1295.
- [44] Guorui Zhou, Xiaoqiang Zhu, Chengru Song, Ying Fan, Han Zhu, Xiao Ma, Yanghui Yan, Junqi Jin, Han Li, and Kun Gai. 2018. Deep Interest Network for Click-Through Rate Prediction. In *KDD. ACM*, 1059–1068.
- [45] Xi Zhu, Pengfei Luo, Ziwei Zhao, Tong Xu, Aakas Lizhiyu, Yu Yu, Xueying Li, and Enhong Chen. 2023. Few-shot link prediction for event-based social networks via meta-learning. In *International Conference on Database Systems for Advanced Applications*. Springer, 31–41.
- [46] Yuan Zuo, Guannan Liu, Hao Lin, Jia Guo, Xiaoqian Hu, and Junjie Wu. 2018. Embedding Temporal Network via Neighborhood Formation. In *Proceedings of the 24th ACM SIGKDD International Conference on Knowledge Discovery & Data Mining, KDD 2018, London, UK, August 19-23, 2018. ACM*, 2857–2866.