

Figure 1: Cartoon footage and annotations from Sakuga-42 Dataset.

1 Introduction

Since the debut of *Humorous Phases of Funny Faces*, modern cartoons have been thriving for a century. Yet, cartoon animation production still remains arduous, with tasks such as storyboarding, tie-down cleaning, inbetweening, and colorization requiring extensive human effort even today. Such repetitive and time-consuming tasks incur significant costs and long production periods. Previous attempts to integrate computer vision techniques have aimed to assist animators in these steps, such as inbetween frames generation and sketch colorization. However, these techniques often demonstrate effectiveness within specific artistic styles, leading to limited practicality on intricate and diverse modern animations.

Recent advances in large-scale models like CLIP [1], Stable Video Diffusion (SVD) [2], and Sora [3] have ushered in a new research paradigm. As these models expand in both parameter count and data scale, they demonstrate ever more competitive performance across diverse tasks, with exceptional generalization and transfer capabilities. Nevertheless, while excelling with natural data, their efficacy diminishes when applied to cartoons, revealing a significant domain gap between real-world footage and hand-drawn animations.

Can we harness the success of this scaling paradigm to benefit cartoon research? Unfortunately, at the current stage, little exploration has yet been made, the bona-fide reason lies at the source: it remains missing a sizable open-source 2D animation dataset. Despite the existence of a few cartoon datasets [4, 5, 6], none adequately meet the requirements for scalability.

In this study, we introduce Sakuga-42M, the first large-scale cartoon animation dataset, aimed at supporting exploration using scalable approaches in cartoons. Sakuga-42M comprises 42 million animation keyframes, encompassing videos of various genres and artistic styles from different ages and regions. We design an automatic pipeline to prepare the dataset and offer many semantic annotations, including paired video-text descriptions, fine-grained anime tags, content taxonomies, and other abundant auxiliary annotations.

Table 1: Comparison of cartoon datasets

Dataset	Year	Modality	#Keyframes	#Clips	Annotation
ATD-12K [5]	2021	Image	36K	101	Movements ROI, motion tags
AnimeRun [6]	2022	Video	14K	30	Optical flow, region matching
MixamoLine120K [4]	2023	Video	38K	244	Vertex matching, action labels
PaintBucketCharacter [11]	2024	Video	14K	330	Index label, color trace
Sakuga-42M(ours)	2024	Video	42M	1.2M	Text descriptions, tags

Leveraging Sakuga-42M, we pioneer the comprehension and generation tasks on cartoon animations. For the comprehension task, we learn two concurrent video-language models, Video CLIP [7] and Video Mamba [8], with a contrastive learning objective, our experiment demonstrate leading zero-shot cross-referencing capabilities for cartoons. In the generative task, we finetune the SVD base model using exemplars from our dataset, yielding superior motion representations on cartoons animation. Our results show improved stability and dynamics, surpassing those of closed-source generation models like Pika [9] and Gen-2 [10].

Our main contributions are threefold:

- We present the first large-scale cartoon animation dataset, bridging the gap between prevailing natural-video-dominated methodologies and artistic hand-drawn cartoons.
- We conducted pioneering experiments to harness the benefits from scaling an cartoon dataset. Our finetuning on Video CLIP, Video Mamba and SVD demonstrated a remarkable enhancement in both comprehension and generation of cartoons, establishing the benchmark for future researches.
- We discuss how Sakuga-42M is able to serves as a rich resource for diverse cartoon research endeavors. In addition to its applications in understanding and creating cartoons, it also presents opportunities for future exploration in retrieval, inbetweening, colorization, editing, and related areas.

The paper is structured as follows: Section 1 outlines the motivation, contributions, and methodology. Section 2 introduces recent cartoon research and datasets. In Section 3, we detail the preparation pipelines and data composition statistics of Sakuga-42M. Section 4 covers the targeted foundation models and training structure. Experimental results are presented in Section 5. Next, we discuss further how Sakuga-42M can benefit a wider range of cartoon research in Section 6, and discuss about biases and limitations in 7 and 8, followed by the maintenance plan in Section 9. Finally, the project’s conclusions are summarized in Section 10.

2 Related Work

Cartoon Research. In modern production, animators typically follow a series of steps to create hand-drawn cartoons, this include storyboarding, layout, tie-downs, in-betweening, colorization, and post-effects, etc. Previous research has explored these processes and offered supportive solutions. For instance, AnimeInbet [4] and JointStroke [12] focus on vector inputs, automating in-betweening through geometric transformations, while AnimeInterp [5] provides segment-guided interpolation for raster images. For colorizing cartoon line arts, AnT [13] proposes using visual correspondences, and PBC [11] incorporates semantic information on top of it and enhances colorization efficacy. Other research foci include fast editing [14, 15, 16], region matching [17], depth estimation [18], and guide suggestion [19, 20]. Although these learning-based approaches show promise on specific datasets, their practicality and generalizability on a larger scope are limited. Recent advancements in large-scale vision-language models (VLMs) and generative models, such as CLIP [1], AnimateDiff [21], AnimateAnyone [22], Stable Video Diffusion [2], and Sora [3] have been explored for understanding and generating cartoons. However, their effectiveness is currently hindered by the absence of large-scale cartoon datasets.

Cartoon Dataset. While natural video datasets are abundant, cartoon datasets remain scarce until now. Prior contributions have led to the creation of several open-source datasets in this domain, including ATD-12K [5], AnimeRun [6], MixamoLine120K [4], and PaintBucket-Character [11]. These datasets offer various annotations, such as motion category tags, optical flow, or fine-grain geometric label matching of vertices or segments, despite their quality, they share a common limitation: restricted

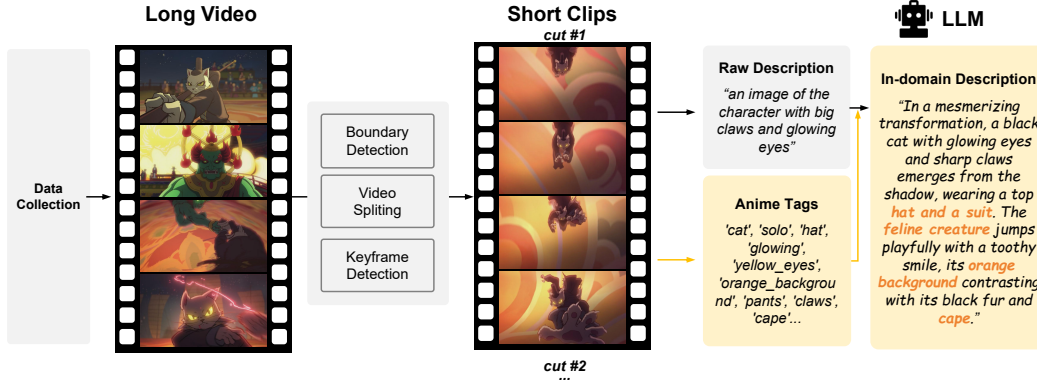


Figure 2: **The preparation pipeline of Sakuga-42M.** Cartoon videos collected are split into clips which comprise only keyframes. Incorporating domain knowledge from anime expert models and general domain captioning tools, the pipeline enhances LLM to provide **richer descriptions** of cartoon clips.

artistic diversity due to their relatively small scale. For instance, MixamoLine120K, the largest cartoon dataset at the moment, offers up to 38k animation keyframes from 244 clips, falling short of supporting large-scale approaches compared to concurrent natural datasets containing millions of examples [23, 24, 25]. This limitation hampers their generalizing ability to other cartoon animations of different art styles. Additionally, AnimeRun, MixamoLine120K, and PaintBucket-Character datasets are rendered from 3D models into 2D animation frames by physical engines, which differs from authentic hand-drawn cartoons where distortion and incorrect physical relations are common. To address this issue, Sakuga-42M encompasses both sizable and authentic hand-drawn cartoon animations. Table 1 provides a comparison between these datasets and our Sakuga-42M Dataset.

3 Sakuga-42M Dataset

Sakuga-42M is the first extensive cartoon dataset that support scalable approaches, we first present the dataset preparation process and then provide an overview of its composition.

3.1 Dataset Preparation

Sakuga-42M comprises million-level cartoon keyframes, the preparation of Sakuga-42M is made possible with an automatic preparation pipeline shown in in Figure 2. Our pipeline involves multiple intermediate steps such as data collection, video splitting, keyframe detection, and video captioning. We have designed each step to be modular, allowing for easy replacement with new-coming advanced tools, thus ensuring the pipeline’s adaptability and longevity.

Data Collection. The Sakuga-42M dataset comprises cartoon videos collected from the Internet. We employ crawlers to aggregate publicly available cartoon content from streaming platforms such as YouTube and Twitter, as well as animation communities, while adhering to their privacy regulations. This effort culminates in a dataset over 150k raw cartoon videos, predominantly in mkv, mp4, and webm formats. In order to ensure uniformity and maintain a superior standard of quality, we opt out of gif and other less prevalent formats, which collectively constitute less than 1% of the collected data.

Video Splitting. The cut, also known as a shot, represents the fundamental and semantically consistent unit within filmmaking. Given that most videos in our dataset comprise multiple cuts, we employ PySceneDetect [26] for automated detection of these cut boundaries within the videos, thereby segmenting them into smaller clips. Our methodology strikes a balance between robustness and sensitivity by setting a minimum shot duration of 18 frames. This process yields approximately 1.4 million clips, varying in length from 18 frames to over 200 frames. We provide boundary information alongside the Sakuga-42M Dataset, facilitating seamless integration and utilization by other researchers and practitioners.

Keyframe Detection. The vast majority of concurrent cartoon animations employs the "limited animation" technique. In the temporal domain, limited animation comprises fewer drawings than the frame rate. Specifically, animations employing the "on-twos" (on-2s) technique exhibit 12 keyframes per second, each repeated twice within a 24-fps video, while "on-threes" (on-3s) animations repeat each keyframe three times, and only 8 drawings are presented in one second. While natural videos typically adhere to an "on-ones" (on-1s) pattern, it is less common in cartoon animation due to its substantial workload. To eliminate redundant frames in animation sequences, we employ the structural similarity index (SSIM) to identify and remove identical adjacent frames. This process results in the removal of 45% of frames from our animation clips, leaving 42 million non-repetitive keyframes.

Cartoon Captioning. Compared to image datasets like LAION-5B [25], internet videos often lack accompanying high-quality text descriptions that provide rich contextual information[2]. Recent studies [7, 23] have proposed the utilization of Vision-Language Models to overcome this limitation by generating text descriptions for videos of varying lengths. Initially, these models generate descriptions on sampled frames, and subsequently integrate them using Large Language Models(LLMs) to produce a cohesive semantic caption. However, captioning animation videos presents additional challenges, as existing VLMs [27, 28] often struggle to elaborately interpret cartoon animations due to their limited exposure to cartoon datasets.

To tackle this challenge, we propose integrating semantic knowledge from anime tagging models, which are trained on extensive anime image datasets [29, 30], to offer additional data priors in comprehending cartoon components, this boosts the captioning precision and expressiveness of LLMs. Specifically, we employ wd14-swin-v2 [31] to generate anime tags for sampled frames, and use BLIP-v2 [32] model to provide raw descriptions with natural language structure. Subsequently, ChatGPT-175B[33] model are used to integrate these components into detailed and temporally coherent captions for cartoon video clips. To make a balance between computational efficiency and reliability, frames are sampled at every 12 keyframes based on empirical observations.

As suggested by DALL-E3 [34], the capacity for comprehension and the level of detail in textual descriptions are frequently interconnected. Thus, we advocate for ChatGPT-175B to produce more intricate yet accurate text descriptions, while also capturing the nuances of scene transitions such as action or camera movements. To facilitate future comparisons, we include BLIP-v2 captions in our dataset.

3.2 Dataset Composition

Having utilized our preparation pipeline to prepare the dataset, we conduct a detailed and comprehensive analysis of the quantity, quality, safety, and taxonomies of our cartoon clips. The overall results are illustrated in Figure 4.

Diversity. Sakuga-42M primarily consists of hand-drawn 2D animation from JP, US, CN, and EU. This structure sets it apart from the computer-generated animation or clip-art animations. Its geographical spread encompasses diverse art styles and production norms, including vector-based western cartoons and raster-based Asian animations. The diversity of Sakuga-42M is further enriched by its comprehensive timeline, spanning from the 1950s to the 2020s. The dataset compiles vintage full-animation footage in celluloid aesthetics, and limited animations from the 2020s with illustration-looking. Furthermore, our collection comprises materials from varied stages of animation



Figure 3: Raw cartoons from Sakuga-42M.

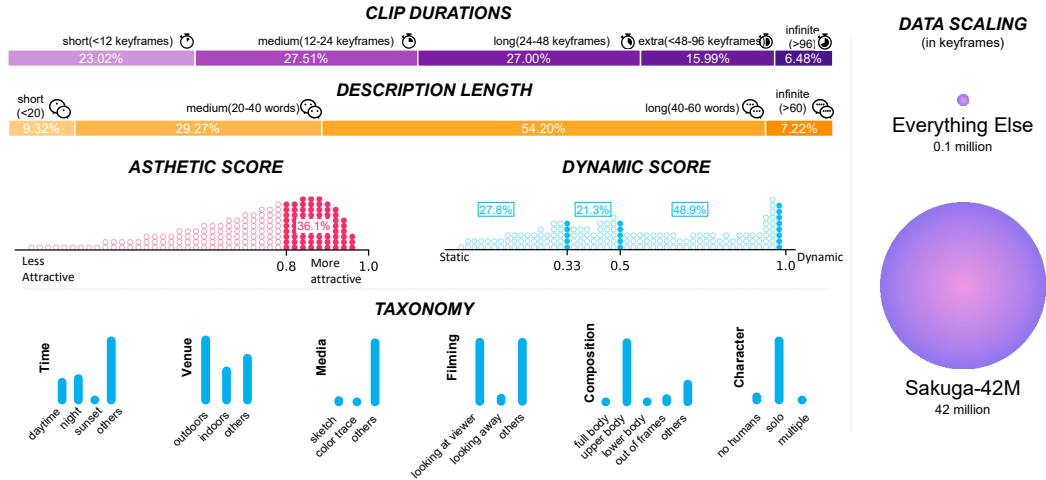


Figure 4: **Compositions of the Sakuga-42M Dataset.** Sakuga-42M primarily comprises clips with key frame durations within 96 frames, emphasizing a high proportion of aesthetic value and dynamic score. To better categorizing the clips, we provide additional content-based taxonomy based on anime tags. Our dataset surpasses the combined size of all previous cartoon datasets, paving the way for large-scale models.

development, including rough drawings, tie-down sketches, trace paints, etc, as shown in Figure 3, offering a broad spectrum of categories that reflect industrial processes and production protocols.

Quantity. The Sakuga-42M dataset comprises 1 million cartoon clips split from 150k animation footages, aggregating 42 million key frames. The average clip duration is 35 keyframes. The clip durations are distributed evenly across four ranges: 23.02% are considered short (< 12 keyframes), 27.51% medium (12-24 keyframes), 27.00% long (24-48 keyframes), 15.99% extra-long (48-96 keyframes), and 6.48% extend beyond 96 keyframes. The descriptions of the clips have an average length of 40 words, with over 85% of the clips featuring captions of more than 20 words.

Quality. The majority of videos in Sakuga-42M are of a 480P resolution, with 60.3% exhibiting an aspect ratio of 16:9 at 850x480 and 21.1% with a 4:3 aspect ratio at 640x480 pixels. Videos in 480P make up over 80% of the dataset, while remaining resolutions range from 360P to 2160P. The aesthetic quality evaluation are conducted using the cafe aesthetic model [35], We compute the clip’s aesthetic score by taking the max scores of the sampled frames, more than a half of the clips score over 0.73, with 36.1% of clips featuring scores above 0.8, indicating a strong aesthetic presence.

We introduce the "dynamic score" to quantify the changing speed of content or camera movement, calculated as the ratio of keyframes to total frames in a clip. A score nearing 1 indicates substantial dynamic scene, while lower scores suggest a more static footage. The distribution of dynamic scores is presented in Figure 4. Our analysis indicates that 48.9% of clips in Sakuga-42M fall within the range of dynamic scores between 0.5 and 1.0, 21.3% lie between 0.33 and 0.5, while 27.8% exhibit fewer in-scene movements with a dynamic score less than 0.33. Based on the range, we divide our dataset into three classes: "on-ones" (on-1s), "on-tuos" (on-2s), and "on-threes" (on-3s).

Safety. To maintain content appropriateness within Sakuga-42M, we utilize wd14-swin-v2 [31] for detecting compromised material. Each clip has scores across four rating levels: general, sensitive, questionable, and explicit, summing to a total of 1. We average the scores of sampled frames to determine the final rating for the clip. While the overwhelming majority (>99.5%) of Sakuga-42M clips are rated as generally safe, a subset contains NSFW content, comprising 4,555 questionable (0.4%) and 877 explicit (0.07%) reels. We retain these data within our dataset to facilitate research in inappropriate content detection.

Furthermore, we observed textual elements within some Sakuga-42M clips, serving purposes such as sketch instructions, multilingual subtitles, or contextual text. Leveraging a text detection model [36], we identify instances of text within animation reels. Our findings reveal that approximately 5.5% of our dataset contains textual elements.

Taxonomy. We augment the dataset’s structure by introducing higher-level taxonomies. Cartoon videos are classified across various dimensions: time, venue, media, objective, composition, and character, and each dimension have a few subclasses shown in Figure 4. We create this taxonomy using the generated anime tags and employ co-occurrence matrices to explore the relationships between these tags. This hierarchical approach enhances the dataset’s navigability, enabling users to select specific data subsets effortlessly and promoting efficient usage and exploration.

We provide Sakuga-42M dataset in the Apache Parquet format that consist of the following attributes:

- Hash256 Identifier
- URL Links
- Splitting Boundary
- Anime Tags
- User Tags
- Text Description
- Aesthetic Score
- Dynamic Score
- Ratings
- Taxonomy Class
- Text Probability
- Meta Information

4 Foundation Models

We harness concurrent foundation models to assess their efficacy in vision-language understanding and video generation for cartoons. To this end, we conduct finetuning on pretrained foundation models using the extensive Sakuga-42M Dataset.

4.1 Video-Language Understanding

Model Pretraining. We benchmark the understanding task of cartoon with two baseline structures: CLIP and Mamba. Concretely, we use ViCLIP [7] and VideoMamba [8] as the structures’ adaptation in video domain. These models follow a unified structure, consisting of a text encoder and vision encoder, independently projecting text descriptions and paired keyframe videos into a shared space, where the projected embeddings are aligned via contrastive learning. CLIP utilizes transformer blocks as the encoders, while Mamba employs bidirectional mamba blocks. We initialized our model from ViCLIP-200M and VideoMamba-25M separately. The learning objective for the stage is

$$L_{contrast} = - \sum_{i=1}^N \log \frac{\exp(\text{sim}(f_i^V, f_i^T)/\tau)}{\sum_{j=1}^N \exp(\text{sim}(f_i^V, f_j^T)/\tau)} - \sum_{i=1}^N \log \frac{\exp(\text{sim}(f_i^T, f_i^V)/\tau)}{\sum_{j=1}^N \exp(\text{sim}(f_i^T, f_j^V)/\tau)}$$

where f_T and f_V represent the text and video embeddings, respectively. The function $\text{sim}(\cdot)$ computes the cosine similarity, and τ denotes the temperature parameter.

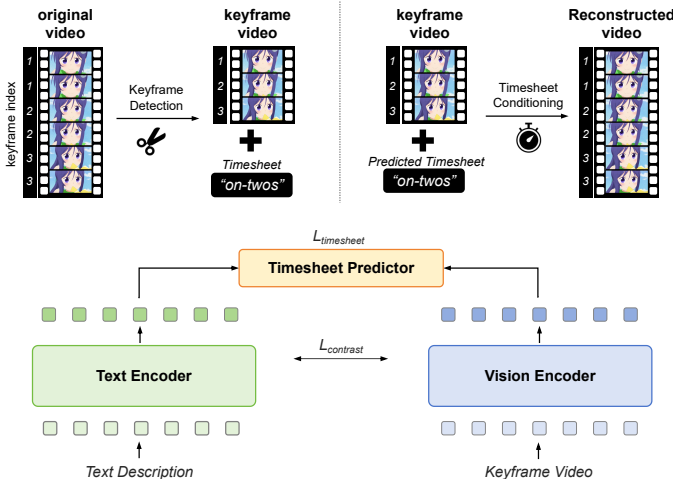


Figure 5: **Pretraining of video-language model.** Foundation models like CLIP or Mamba are trained on keyframe videos. The timesheet predictor learns to predict the timesheet class on embeddings and recover the temporal repetitions.

Timesheet Predictor. We freeze the foundation models after finetuning and learn a simple yet effective timesheet predictor. This predictor forecasts the timesheet class of the cartoon keyframe video based on text and video embeddings. We employ a straightforward Multilayer Perceptron (MLP) network with three linear hidden layers as the classifier to predicts one class as defined in Section 3.2. We utilize cross-entropy as the learning objective for this stage:

$$L_{timesheet} = - \sum_i^C t_i \log(s(y_i))$$

Here, t_i represents the ground truth label, y_i denotes the predicted probability, and $s(\cdot)$ refers to the softmax function.

Implementation Details. Sakuga-42M is partitioned into non-overlapping training, validation, and testing sets, with proportions of 90%, 5%, and 5% of all cartoon clips, respectively. Following the protocol from [7], we utilize 8 frames of size 224×224 for video input and exclude keyframe videos with fewer than 8 frames. We finetune the ViCLIP and VideoMamba on our training set for 1 epoch using two NVIDIA A6000 (48G) GPUs with a batch size of 256. Hyperparameters remain consistent with [7] and [8]. To enhance training efficiency, we employ training with only keyframes, halving the data volume, and utilize masked learning techniques with a probability of 0.9, significantly reducing total processed tokens. Additionally, we enable DeepSpeed via the Hugging Face Accelerate package, substantially accelerating training speed and reducing carbon footprint, thereby enhancing implementation and future development practicality.

4.2 Video Generation

Generative Models. We further delve into the generation tasks for cartoon animation on SVD. We initialize the weights from SVD-MV [2] and finetune the base model from stage III following the practice in [2]. Utilizing frames sampled from cartoon videos sourced from Sakuga-42M as image prompts, the model is trained to predict subsequent keyframes through a diffusion probabilistic denoising process. The optimization objective is the MSE loss of noise on latent image features. Given that the SVD is trained to generate keyframe videos, we leverage the pretrained VideoCLIP or VideoMamba model and timesheet predictor to forecast the timesheet class for the generated video, conditioning the sequence back to the original video.

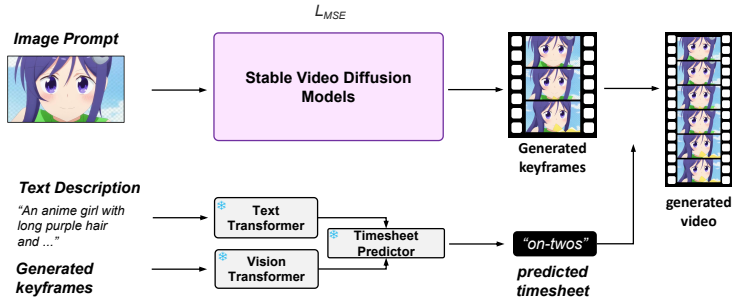


Figure 6: **Finetuning of generative model.** SVD base model is finetuned to generate cartoon keyframes, which are then expanded back into a video, conditioned on the predicted timesheet class.

Implementation Details. We finetuned the diffusion model on Sakuga-42M for 5000 iterations. The finetuning process utilizes two NVIDIA A6000 (48G) GPUs. We employ 8 frames for video input, which differs from the 14 frames used in the original SVD implementation. Frames are reshaped and cropped to 576×320 . We set a learning rate of $5e-6$, while the other hyperparameters and VAE encoders remain consistent with the original setting.

Table 2: Zero-shot retrieval accuracy with Sakuga-42M Datasets

MODEL	DATASET	T2V			V2T		
		R@1↑	R@5↑	R@10↑	R@1↑	R@5↑	R@10↑
ViCLIP	InternVid-200M	22.4	38.2	45.1	16.8	30.8	37.7
ViCLIP	+Sakuga-Aesthetic	32.4+10.0%	49.8+11.6%	57.8+12.7%	25.2+8.4%	42.6+11.8%	50.7+13.0%
ViCLIP	+Sakuga-Small	32.6+10.2%	51.2+13.0%	58.8+13.7%	26.1+9.3%	43.4+12.6%	51.9+14.2%
ViCLIP	+Sakuga-42M	35.5+13.1%	54.2+16.0%	61.6+16.5%	29.7+12.9%	48.6+17.8%	56.5+18.8%
VideoMamba	[37, 38, 39, 40, 41, 24]	18.3	31.2	38.2	11.7	23.7	30.0
VideoMamba	+Sakuga-Aesthetic	47.3+29.0%	64.9+33.7%	73.1+34.9%	44.7+33.0%	65.6+41.9%	72.0+42.0%
VideoMamba	+Sakuga-Small	45.5+27.2%	64.8+33.6%	71.9+33.7%	43.8+32.1%	64.0+40.3%	70.8+40.8%
VideoMamba	+Sakuga-42M	57.1+38.8%	75.3+44.1%	81.2+43.0%	56.4+44.7%	74.4+50.7%	80.5+50.5%

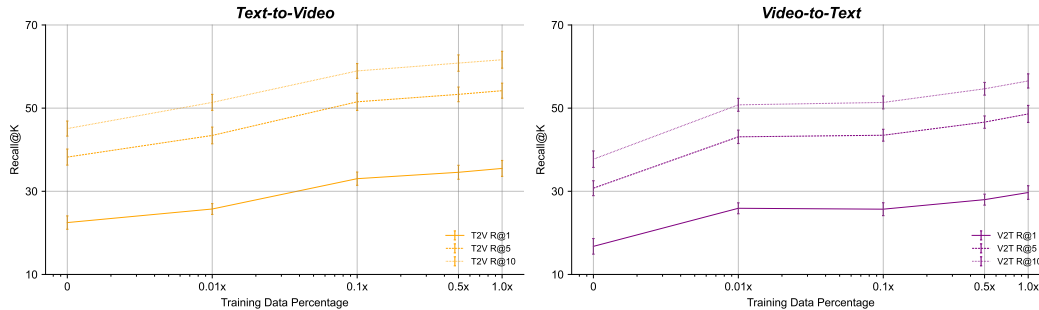


Figure 7: The scaling effect of Sakuga-42M. Error bars represent a 95% confidence interval.

5 Experiments

5.1 Cartoon Understanding

We validate the text-video cross-modality referencing ability through zero-shot retrieval tests. In addition to Sakuga-42M dataset, we also explore the performance on two subsets: Sakuga-Small, Sakuga-Aesthetic:

- **Sakuga-Small.** A subset uniformly sampled at the clip level from the full dataset at a 10% rate, totaling 4.1 million keyframes from 120k clips.
- **Sakuga-Aesthetic.** A subset comprise of high-quality cartoons with an aesthetic score exceeding 0.9, representing 12% of all cartoon clips and has 6.2 million keyframes.

The finetuning settings on the subsets remain consistent with those used for Sakuga-42M. Our test set is comprised of 5% cartoon keyframe videos from Sakuga-42M, totaling 44k video clips (2.01 million keyframes), divided equally into batches of size 2560, retrieval accuracy is reported with average Recall@1, Recall@5 and Recall@10 over all batches.

Zero-shot Retrieval. Zero-shot retrieval results are presented in Table 2. In comparison with the original natural video datasets, incorporating Sakuga-42M consistently yields substantial performance enhancements across all evaluation metrics in cartoon comprehension. As the dataset size increases from the subsets Sakuga-Aesthetic and Sakuga-Small to Sakuga-42M, the performance gains become increasingly pronounced. Furthermore, we observe that VideoMamba demonstrates an overall more significant performance improvement from the Sakuga datasets compared to ViCLIP. Notably, the introduction of Sakuga-42M results in a 38.8% improvement in text-to-video retrieval at R@1, increasing from 18.3% to 57.1%. For video-to-text retrieval, the gain is an impressive 44.7%, rising from 11.7% to 56.4%, tripling the accuracy in retrieving correct text or video from 2560 pairs. These improvements across all metrics underscore the efficacy of leveraging the large-scale cartoon datasets like Sakuga-42M for better understanding hand-drawn animations.

Scaling Law. We also observed a scaling effect during our experiments. When logarithmically increasing the volume of training data, the ViCLIP architecture consistently demonstrates improved zero-shot retrieval performance on both text-to-video and video-to-text tasks. This validates the scaling laws observed in large-scale vision-language models and underscores the advantages of incorporating animation data scales. Additionally, as we approach the inclusion of all available training data in Sakuga-42M, the increase in performance has not yet reached convergence. This



Figure 8: Zero-shot retrieval results on Sakuga-42M Dataset test split.

suggests that with more future cartoon videos, promising enhancements in comprehension tasks are very likely.

Qualitative Results. In Figure 8, we illustrate some text-to-video retrieval cases on our cartoon dataset. It is noteworthy that the top-ranked retrieved videos share semantic similarity in their visual components and adhere to the text query to some extent, indicating continuity in the semantic space.

5.2 Cartoon Generation

Quantitative Results. We assess the beneficial impact of Sakuga-42M on the cartoon generation task through fine-tuning on SVD. Comparing the original image-to-video generative model trained on LVD, primarily containing natural videos, with the model finetuned using Sakuga-42M cartoon video frames, we report four metrics: IS, frame-wise FID, FVD, and frame-wise CLIP similarity, following the protocol in [42]. Results are presented in Table 3. With the introduction of Sakuga-42M, we observe statistical improvements across all metrics. With abundant cartoon frame transition priors, the newly generated cartoon videos achieve higher IS and CLIPSIM scores, rising from 1.09 to 1.12 for IS and from 0.267 to 0.279 for CLIPSIM. FID decreases from 23.10 to 14.67, representing a 36.5% reduction, and FVD decreases from 307.6 to 92.3, a 70.0% decrease. These metrics suggest that Sakuga-42M provides abundant cartoon frame transition priors, resulting in newly generated cartoon videos that closely resemble animations.

Qualitative Results. We present synthetic animation frames in Figure 9, contrasting our finetuned SVD with the original SVD and two additional closed-source video generation applications, Pika and Gen-2. Given the varied frame rates and total frame numbers in Gen-2 and Pika, we sample frames from the generated videos at the beginning, middle, and ending points for qualitative comparison. We observe that the original SVD trained on LVD exhibits poor performance in animation generation, with frequent artifacts and distortions, and static scene foregrounds, contrary to expectations. Gen-2 and Pika produce significantly more stable results with fewer color jitters and flickering. However, Gen-2 struggles to maintain the character’s artistic style when introducing actions, whereas Pika addresses this issue but lacks scene changes, resulting in a lack of dynamics. With the Sakuga-42M dataset, stability and dynamics are noticeably improved, and content components move like animations. This suggests that the Sakuga-42M dataset could potentially be leveraged to cultivate open-source high-quality cartoons generators.

5.3 Domain Gap

Sakuga-42M significantly enhances large models’ performance in understanding and generating cartoons by bridging the domain gap with natural videos. Unlike natural captures, hand-drawn cartoons often exhibit sparsity in structure, color, and texture, and demonstrate physical inaccuracies [43],

Table 3: Comparison of generation performance

MODEL	DATASET	IS \uparrow	METRICS		
			FID \downarrow	FVD \downarrow	CLIPSIM \uparrow
SVD	LVD	1.09	23.10	307.6	0.267
SVD	+Sakuga-42M	1.12 $+0.03$	14.67 -8.43	92.3 -215.3	0.279 $+0.012$

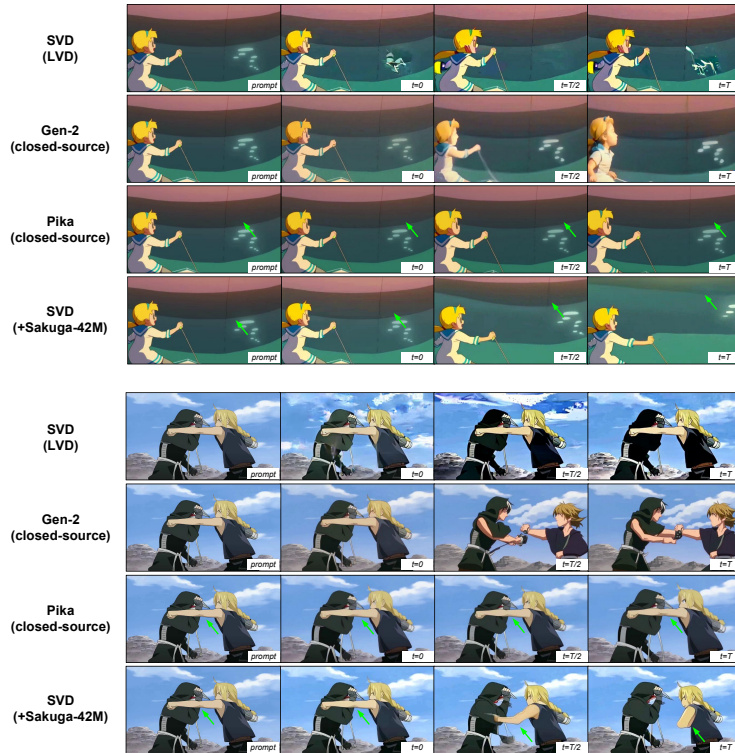


Figure 9: **Comparison of generated cartoons.** Cartoon videos are generated from image prompt provided, SVD benefits from Sakuga-42M dataset and exhibits enhanced stability and dynamics. The differences with Pika are indicated with **green** arrows.

contributing to a dissimilar data distribution. We validate this by comparing Sakuga-42M with natural video datasets such as InternVid-200M and Panda-70M (substituting closed-source LVD), the results are reported in FID and FVD in Table 4. While natural videos display visual coherence with a low FID scores of 21.1 and FVD scores of 77.7 across datasets, these metrics notably rise to over 80 and beyond 450, respectively, when compared with Sakuga-42M.

Table 4: Domain gap between Sakuga-42M and natural datasets

DATASET A	DATASET B	METRICS	
		FID \downarrow	FVD \downarrow
InternVid-200M	Panda-70M	21.1	77.7
Sakuga-42M	InternVid-200M	80.1 $+59.0$	474.8 $+397.1$
Sakuga-42M	Panda-70M	81.6 $+60.5$	497.7 $+420.0$

We visualize the disparity in data distribution using t-SNE plot in Figure 10. While the two natural datasets significantly overlap in their data distribution, Sakuga-42M forms a more unique and isolated cluster, with less resemblance to the data from natural sources. This observation underscores the clear distinction between cartoon and natural data, emphasizing the importance of our dataset in enabling large models to address cartoon-specific tasks.

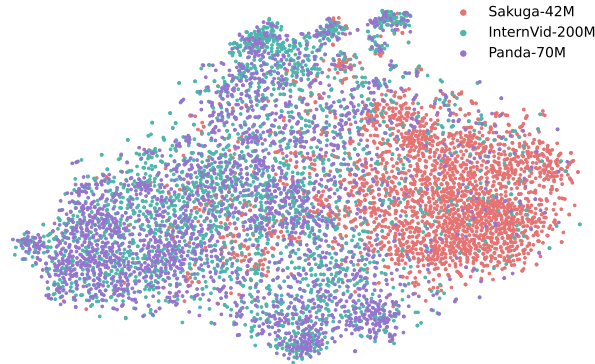


Figure 10: Comparison on datasets distributions.

6 Discussion: Supporting Cartoon Research

We discuss how Sakuga-42M could be leveraged to support future cartoon researches. As depicted in Figure 11, here we outline six research topics that could potentially benefit from the dataset.

Cartoon Generation. Our dataset provides extensive text-video pairs, enabling the training of large-scale multi-modality generative models. Foundational models such as Stable Diffusion [44], AnimateDiff [21], and Stable Vision Diffusion [2] can be leveraged to generate cartoon images or videos based on user text prompts. Through domain adaptation techniques like Lora [45] or T2I-Adapter [46], it becomes easier to train personalized models tailored to specific cartoon characters or styles with minimal user-provided exemplars.

Cartoon Understanding. The extensive collection of text-video pairs from Sakuga-42M also serves as a rich foundation for vision-language models capable of understanding cartoons across a wide array of art styles. Notably, our captions are enriched with domain knowledge sourced from anime expert models, offering detailed and specialized descriptions of cartoon content that are often lacking in conventional VLM training data. This advancement holds the potential to enhance the captioning expressiveness and depth of cartoon content in existing pipelines [27, 28, 32, 47], as well as in dialogue systems such as Video-Llama [48] and EILEV [49], if user instruction prompts are provided.

Video Retrieval System. Similar to its application in generation tasks, the text-video pairs within Sakuga-42M enable the construction of a cartoon retrieval system, facilitating multimodal search functionalities. Such system streamlines the reference-finding process during animation creation, addressing a common challenge faced by professional animators who often struggle to locate suitable layout or action references.

Automatic Colorization. Automatic colorization of cartoons involves utilizing a reference color image to colorize a sequence of line arts. This process relies on having substantial supervised sketch-color sequence pairs, a resource that Sakuga-42M abundantly provides. Researchers can utilize open-source sketch extraction models such as MangaLine [50], Anime2Sketch [51] or vectorization tools to create the pairs in both raster and vector format. Previous methods for cartoon colorization [11, 13, 52] were evaluated on limited datasets. By leveraging the extensive supervised image pairs available in the Sakuga-42M dataset, the scope of these methods can be expanded, facilitating the development of more robust approaches.

Automatic Inbetweening. Automatic inbetweening for cartoon generates intermediate line art drawings between two key frames. Sakuga-42M contains a significant amount of line arts provided by rough drawings and tie-down sketches(as shown in Figure 3), they can substantially expand the data distribution for previous research efforts [53, 54], leading to a broader understanding of inbetweening. Additionally, researchers have the option to augment the dataset by employing sketch extraction models and converting color cartoon clips into line arts. This abundant data enables exploration of new paradigms in generating inbetween frames for cartoons, such as leveraging conditional generative diffusion models [55] or image-to-video generation pipelines [21, 56].

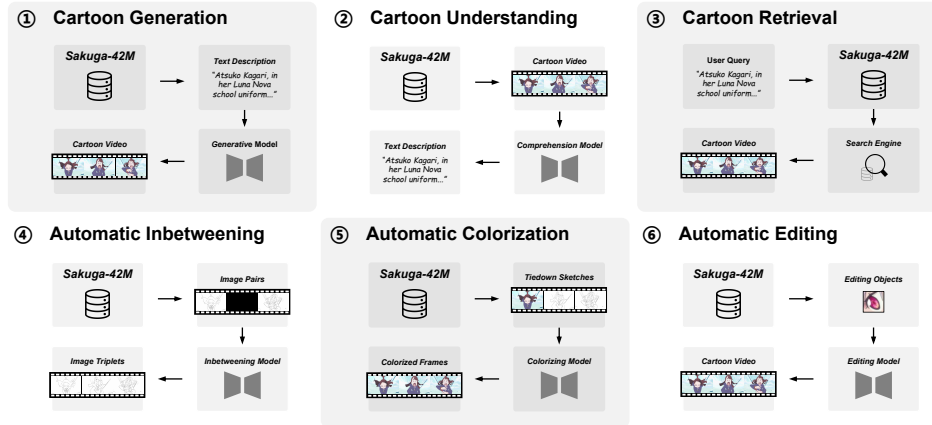


Figure 11: Cartoon Researches supported by Sakuga Dataset.

Automatic Editing. Automatic Editing could also benefit from a wider data diversity which Sakuga-42M features. In prior cartoon fast editing pipelines, such as Re:Draw [57], multiple cartoon character portraits and eyes images are required. Sakuga-42M meets these needs by offering a comprehensive collection of character features, thereby enhancing the generalization of such editing processes.

7 Bias, Ethical Considerations

In terms of safety precautions, we adopt automated detection pipelines for text and inappropriate content. However, it is important to note that while these systems offer general guidance, they may not guarantee the absence of compromised content within our safe dataset segment. Due to the extensive scale of our dataset, manual curation for stricter filtering becomes impractical. Therefore, we advise users to exercise caution when utilizing the data and encourage reporting any discrepancies for correction.

Compared to previous cartoon datasets, Sakuga-42M has a significantly larger scale, encompassing a broader spectrum of animation content. However, we acknowledge the absence of specific genres may impede understanding, and the imbalance of data types could potentially affect performance. For instance, our dataset contains a higher proportion of cel animation from Asian countries compared to Western regions. This discrepancy arises from the prevalence of computer-generated animation in Western studios, whereas Asian studios dominate in traditional hand-drawn 2D animation. As a result, our model may exhibit preferences influenced by the distinct motion and structure of Asian animation.

Additionally, we notice that in the synthesis of text descriptions, particularly in the dominance of descriptive tags from wd14-swin-v2, an imbalance in the quantity of descriptive tags related to gender presents, with females receiving more tags than males, including details about attire and accessories. This bias also extends to human-centric tags outnumbering those for animals, creatures, and objects. We attribute these imbalances to the skewed training data and biased tagging practices, and advocate a more balanced and comprehensive pipeline in future studies.

The animation videos comprising the Sakuga-42M dataset are sourced from publicly available data from the Internet under the Creative Commons Noncommercial 4.0 Attribution International License (CC BY-NC 4.0), we adhere strictly to data usage protocols. We follow the data collection guidelines set by each respective source to ensure compliance and fair use practices, akin to established academic norms adopted by LAION5B [25], Panda70M [23], VidProM [58]. We solely collect publicly accessible URL links to the videos and distribute no original data. We assert no ownership over any animation within our dataset. All rights belong to the original creators.

Our motivation behind this effort is to introduce scale into cartoon research. We aspire for our dataset to serve as a foundation for exploring robust, transferable, and practical methods in addressing the challenges of creating cartoon animation. **It's important to note that all cartoon footage in the**

Sakuga-42M Dataset is collected from the Internet, and we advocate for its use exclusively for academic purposes. We claim no ownership over any works in the dataset.

8 Limitations and Future Improvements

We acknowledge that Sakuga-42M still exhibits several limitations at its current stage. Text-video coherence is crucial for fostering accurate multi-modality systems such as retrieval, generation, and dialog systems. In our current pipeline, animation priors are integrated into the raw descriptions generated by BLIP-v2 through ChatGPT-175B model. However, this approach occasionally yields ambiguous outcomes, especially in complex scenarios. For instance, while the model accurately recognizes components, the synthesized text descriptions could lack spacial relations and fail to capture precise interactions between characters and their environment. Moreover, distinct from illustrations, cartoons frequently feature incomplete components due to the camera FOV or unique visual effects like explosions and flashing, posing challenges for accurate tagging and raw description generation. To mitigate these challenges, we advocate for incorporating SOTA VLMs for improved accuracy and emphasize the importance of human feedback and human-guided finetuning.

Another limitation pertains to resolution; the majority of Sakuga content is in 480p, trailing behind the 720p and 1080p standards prevalent in modern animation. Additionally, some data in the dataset suffer from limited bit rates, compromising details in scenes with high dynamics or low-frequency dominance. To address this, we propose future enhancements that involve incorporating higher-resolution and higher-quality videos in their finetuning stage or prefer the videos with high aesthetic values.

9 Maintainance

We provide access to the dataset, data collection pipelines and pretrained models, they will be made available from the project page <https://github.com/zhenglinpan/SakugaDataset>. Researchers can either utilize the provided annotations and access open-access animation reels through URL links in our Apache Parquet file, or follow our pipelines to create an updated dataset. We will maintain our dataset by regularly removing invalid links and updating animation reels annually to meet the evolving needs of the research community.

10 Conclusion

In this paper, we present Sakuga-42M, the first large-scale cartoon dataset designed to significantly augment data resources for advancing recent scaling methodologies into cartoons. Our pioneering experiments bridge the domain gap between natural videos and hand-drawn cartoon footage, demonstrating the considerable advantages of Sakuga-42M in both comprehending and generating cartoons. We hope this dataset will catalyze the adoption of scalable paradigms and foster the development of more practical, adaptable applications for animation creation.

11 Acknowledgement

This work gratefully acknowledges the contributions from Zuzeng Lin, Tianjin University, and Muhammad Gohar Javed and Weiyang Chen, the University of Alberta. The authors declare no conflicts of interest.

References

- [1] Alec Radford, Jong Wook Kim, Chris Hallacy, Aditya Ramesh, Gabriel Goh, Sandhini Agarwal, Girish Sastry, Amanda Askell, Pamela Mishkin, Jack Clark, et al. Learning transferable visual models from natural language supervision. In *International conference on machine learning*, pages 8748–8763. PMLR, 2021.
- [2] Andreas Blattmann, Tim Dockhorn, Sumith Kulal, Daniel Mendelevitch, Maciej Kilian, Dominik Lorenz, Yam Levi, Zion English, Vikram Voleti, Adam Letts, et al. Stable video diffusion: Scaling latent video diffusion models to large datasets. *arXiv preprint arXiv:2311.15127*, 2023.
- [3] Sora. <https://openai.com/sora>. Accessed: 2024-5-12.
- [4] Li Siyao, Shiyu Zhao, Weijiang Yu, Wenxiu Sun, Dimitris Metaxas, Chen Change Loy, and Ziwei Liu. Deep animation video interpolation in the wild. In *Proceedings of the IEEE/CVF conference on computer vision and pattern recognition*, pages 6587–6595, 2021.
- [5] Li Siyao, Shiyu Zhao, Weijiang Yu, Wenxiu Sun, Dimitris Metaxas, Chen Change Loy, and Ziwei Liu. Deep animation video interpolation in the wild. In *Proceedings of the IEEE/CVF conference on computer vision and pattern recognition*, pages 6587–6595, 2021.
- [6] Li Siyao, Tianpei Gu, Weiye Xiao, Henghui Ding, Ziwei Liu, and Chen Change Loy. Deep geometrized cartoon line inbetweening. In *Proceedings of the IEEE/CVF International Conference on Computer Vision*, pages 7291–7300, 2023.
- [7] Yi Wang, Yinan He, Yizhuo Li, Kunchang Li, Jiashuo Yu, Xin Ma, Xinhao Li, Guo Chen, Xinyuan Chen, Yaohui Wang, et al. Internvid: A large-scale video-text dataset for multimodal understanding and generation. *arXiv preprint arXiv:2307.06942*, 2023.
- [8] Kunchang Li, Xinhao Li, Yi Wang, Yinan He, Yali Wang, Limin Wang, and Yu Qiao. Videomamba: State space model for efficient video understanding. *arXiv preprint arXiv:2403.06977*, 2024.
- [9] Pika. <https://pika.art/>. Accessed: 2024-5-3.
- [10] Gen-2. <https://research.runwayml.com/gen2>. Accessed: 2024-5-3.
- [11] Yuekun Dai, Shangchen Zhou, Qinyue Li, Chongyi Li, and Chen Change Loy. Learning inclusion matching for animation paint bucket colorization. *CVPR*, 2024.
- [12] Haoran Mo, Chengying Gao, and Ruomei Wang. Joint stroke tracing and correspondence for 2d animation. *ACM Trans. Graph.*, 43(3), apr 2024.
- [13] Evan Casey, Víctor Pérez, and Zhuoru Li. The animation transformer: Visual correspondence via segment matching. In *Proceedings of the IEEE/CVF international conference on computer vision*, pages 11323–11332, 2021.
- [14] Lvmin Zhang, Tien-Tsin Wong, and Yuxin Liu. Sprite-from-sprite: Cartoon animation decomposition with self-supervised sprite estimation. *ACM Trans. Graph.*, 41(6), nov 2022.
- [15] Joao Liborio Cardoso, Francesco Banterle, Paolo Cignoni, and Michael Wimmer. Re: Draw—context aware translation as a controllable method for artistic production. *arXiv preprint arXiv:2401.03499*, 2024.
- [16] Marek Dvořák, Wilmot Li, Vladimir G Kim, and Daniel Šykora. Toonsynth: example-based synthesis of hand-colored cartoon animations. *ACM Transactions on Graphics (TOG)*, 37(4):1–11, 2018.
- [17] Haichao Zhu, Xueting Liu, Tien-Tsin Wong, and Pheng-Ann Heng. Globally optimal toon tracking. *ACM Transactions on Graphics (TOG)*, 35(4):1–10, 2016.
- [18] Xueting Liu, Xiangyu Mao, Xuan Yang, Linling Zhang, and Tien-Tsin Wong. Stereoscopizing cel animations. *ACM Transactions on Graphics (TOG)*, 32(6):1–10, 2013.
- [19] Leonardo Carvalho, Ricardo Marroquim, and Emilio Vital Brazil. Dilight: Digital light table—inbetweening for 2d animations using guidelines. *Computers & Graphics*, 65:31–44, 2017.
- [20] Tsukasa Fukusato, Akinobu Maejima, Takeo Igarashi, and Tatsuo Yotsukura. Exploring inbetween charts with trajectory-guided sliders for cutout animation. *Multimedia Tools and Applications*, pages 1–14, 2023.
- [21] Yuwei Guo, Ceyuan Yang, Anyi Rao, Yaohui Wang, Yu Qiao, Dahua Lin, and Bo Dai. Animated-iff: Animate your personalized text-to-image diffusion models without specific tuning. *arXiv preprint arXiv:2307.04725*, 2023.
- [22] Li Hu, Xin Gao, Peng Zhang, Ke Sun, Bang Zhang, and Liefeng Bo. Animate anyone: Consistent and controllable image-to-video synthesis for character animation. *arXiv preprint arXiv:2311.17117*, 2023.
- [23] Tsai-Shien Chen, Aliaksandr Siarohin, Willi Menapace, Ekaterina Deyneka, Hsiang-wei Chao, Byung Eun Jeon, Yuwei Fang, Hsin-Ying Lee, Jian Ren, Ming-Hsuan Yang, et al. Panda-70m: Captioning 70m videos with multiple cross-modality teachers. *arXiv preprint arXiv:2402.19479*, 2024.

- [24] Max Bain, Arsha Nagrani, Gül Varol, and Andrew Zisserman. Frozen in time: A joint video and image encoder for end-to-end retrieval. In *Proceedings of the IEEE/CVF International Conference on Computer Vision*, pages 1728–1738, 2021.
- [25] Christoph Schuhmann, Romain Beaumont, Richard Vencu, Cade Gordon, Ross Wightman, Mehdi Cherti, Theo Coombes, Aarush Katta, Clayton Mullis, Mitchell Wortsman, et al. Laion-5b: An open large-scale dataset for training next generation image-text models. *Advances in Neural Information Processing Systems*, 35:25278–25294, 2022.
- [26] Pyscenedetect. <https://github.com/Breakthrough/PySceneDetect>. Accessed: 2024-5-12.
- [27] Haotian Liu, Chunyuan Li, Yuheng Li, and Yong Jae Lee. Improved baselines with visual instruction tuning. *arXiv preprint arXiv:2310.03744*, 2023.
- [28] Share captioner. <https://huggingface.co/Lin-Chen/ShareCaptioner>. Accessed: 2024-5-12.
- [29] Danbooru2021. <https://gwern.net/danbooru2021>. Accessed: 2024-5-12.
- [30] Waifu dataset. <https://github.com/thewaifuproject/waifu-dataset>. Accessed: 2024-5-12.
- [31] wd14-swin-v2. <https://huggingface.co/SmilingWolf/wd-v1-4-swinv2-tagger-v2>. Accessed: 2024-5-12.
- [32] Junnan Li, Dongxu Li, Silvio Savarese, and Steven Hoi. Blip-2: Bootstrapping language-image pre-training with frozen image encoders and large language models. In *International conference on machine learning*, pages 19730–19742. PMLR, 2023.
- [33] chatgpt. <https://chatgpt.com/>. Accessed: 2024-5-12.
- [34] Dall-e3. <https://openai.com/dall-e-3>. Accessed: 2024-5-12.
- [35] cafe-aesthetic-model. https://huggingface.co/cafeai/cafe_aesthetic. Accessed: 2024-5-12.
- [36] manga-image-translator. <https://github.com/zyddnys/manga-image-translator>. Accessed: 2024-5-12.
- [37] Arsha Nagrani, Paul Hongsuck Seo, Bryan Seybold, Anja Hauth, Santiago Manen, Chen Sun, and Cordelia Schmid. Learning audio-video modalities from image captions. In *European Conference on Computer Vision*, pages 407–426. Springer, 2022.
- [38] Soravit Changpinyo, Piyush Sharma, Nan Ding, and Radu Soricut. Conceptual 12m: Pushing web-scale image-text pre-training to recognize long-tail visual concepts. In *Proceedings of the IEEE/CVF conference on computer vision and pattern recognition*, pages 3558–3568, 2021.
- [39] Tsung-Yi Lin, Michael Maire, Serge Belongie, James Hays, Pietro Perona, Deva Ramanan, Piotr Dollár, and C Lawrence Zitnick. Microsoft coco: Common objects in context. In *Computer Vision—ECCV 2014: 13th European Conference, Zurich, Switzerland, September 6–12, 2014, Proceedings, Part V 13*, pages 740–755. Springer, 2014.
- [40] Ranjay Krishna, Yuke Zhu, Oliver Groth, Justin Johnson, Kenji Hata, Joshua Kravitz, Stephanie Chen, Yannic Kalantidis, Li-Jia Li, David A Shamma, et al. Visual genome: Connecting language and vision using crowdsourced dense image annotations. *International journal of computer vision*, 123:32–73, 2017.
- [41] Vicente Ordonez, Girish Kulkarni, and Tamara Berg. Im2text: Describing images using 1 million captioned photographs. *Advances in neural information processing systems*, 24, 2011.
- [42] Andreas Blattmann, Robin Rombach, Huan Ling, Tim Dockhorn, Seung Wook Kim, Sanja Fidler, and Karsten Kreis. Align your latents: High-resolution video synthesis with latent diffusion models. In *Proceedings of the IEEE/CVF Conference on Computer Vision and Pattern Recognition*, pages 22563–22575, 2023.
- [43] Haichao Zhu, Xueting Liu, Tien-Tsin Wong, and Pheng-Ann Heng. Globally optimal toon tracking. *ACM Transactions on Graphics (TOG)*, 35(4):1–10, 2016.
- [44] Robin Rombach, Andreas Blattmann, Dominik Lorenz, Patrick Esser, and Björn Ommer. High-resolution image synthesis with latent diffusion models. 2022 ieee. In *CVF Conference on Computer Vision and Pattern Recognition (CVPR)*, pages 10674–10685, 2021.
- [45] Edward J Hu, Yelong Shen, Phillip Wallis, Zeyuan Allen-Zhu, Yuanzhi Li, Shean Wang, Lu Wang, and Weizhu Chen. Lora: Low-rank adaptation of large language models. *arXiv preprint arXiv:2106.09685*, 2021.
- [46] Chong Mou, Xintao Wang, Liangbin Xie, Yanze Wu, Jian Zhang, Zhongang Qi, and Ying Shan. T2i-adapter: Learning adapters to dig out more controllable ability for text-to-image diffusion models. In *Proceedings of the AAAI Conference on Artificial Intelligence*, volume 38, pages 4296–4304, 2024.
- [47] Gpt-4v. <https://openai.com/research/gpt-4v-system-card>. Accessed: 2024-5-12.
- [48] Hang Zhang, Xin Li, and Lidong Bing. Video-llama: An instruction-tuned audio-visual language model for video understanding. *arXiv preprint arXiv:2306.02858*, 2023.

- [49] Keunwoo Peter Yu, Zheyuan Zhang, Fengyuan Hu, and Joyce Chai. Efficient in-context learning in vision-language models for egocentric videos. *arXiv preprint arXiv:2311.17041*, 2023.
- [50] Manga line extraction. https://github.com/ljsabc/MangaLineExtraction_PyTorch. Accessed: 2024-5-12.
- [51] Anime2sketch. <https://github.com/Mukosame/Anime2Sketch>. Accessed: 2024-5-12.
- [52] Harrish Thasarathan, Kamyar Nazeri, and Mehran Ebrahimi. Automatic temporally coherent video colorization. In *2019 16th conference on computer and robot vision (CRV)*, pages 189–194. IEEE, 2019.
- [53] Rei Narita, Keigo Hirakawa, and Kiyoharu Aizawa. Optical flow based line drawing frame interpolation using distance transform to support inbetweens. In *2019 IEEE International Conference on Image Processing (ICIP)*, pages 4200–4204. IEEE, 2019.
- [54] Xiaoyu Li, Bo Zhang, Jing Liao, and Pedro V Sander. Deep sketch-guided cartoon video inbetweening. *IEEE Transactions on Visualization and Computer Graphics*, 28(8):2938–2952, 2021.
- [55] Duolikun Danier, Fan Zhang, and David Bull. Ldmvfi: Video frame interpolation with latent diffusion models. In *Proceedings of the AAAI Conference on Artificial Intelligence*, volume 38, pages 1472–1480, 2024.
- [56] Shiwei Zhang, Jiayu Wang, Yingya Zhang, Kang Zhao, Hangjie Yuan, Zhiwu Qin, Xiang Wang, Deli Zhao, and Jingren Zhou. I2vgen-xl: High-quality image-to-video synthesis via cascaded diffusion models. *arXiv preprint arXiv:2311.04145*, 2023.
- [57] Joao Liborio Cardoso, Francesco Banterle, Paolo Cignoni, and Michael Wimmer. Re: Draw—context aware translation as a controllable method for artistic production. *arXiv preprint arXiv:2401.03499*, 2024.
- [58] Wenhao Wang and Yi Yang. Vidprom: A million-scale real prompt-gallery dataset for text-to-video diffusion models. *arXiv preprint arXiv:2403.06098*, 2024.