

Semantic Loss Functions for Neuro-Symbolic Structured Prediction

Kareem Ahmed, UCLA

Stefano Teso, UNITN

Paolo Morettin, KULeuven

Luca Di Liello, UNITN

Pierfrancesco Ardino, UNITN

Jacopo Gobbi, UNITN

Yitao Liang, Peking University

Eric Wang, UCLA

Kai-Wei Chang, UCLA

Andrea Passerini, UNITN

Guy Van den Broeck, UCLA

Structured output prediction problems are ubiquitous in machine learning. The prominent approach leverages neural networks as powerful feature extractors, otherwise assuming the independence of the outputs. These outputs, however, jointly encode an object, e.g. a path in a graph, and are therefore related through the structure underlying the output space. We discuss the *semantic loss*, which injects knowledge about such structure, defined symbolically, into training by minimizing the network’s violation of such dependencies, steering the network towards predicting distributions satisfying the underlying structure. At the same time, it is agnostic to the arrangement of the symbols, and depends only on the semantics expressed thereby, while also enabling efficient end-to-end training and inference. We also discuss key improvements and applications of the semantic loss. One limitation of the semantic loss is that it does not exploit the association of every data point with certain features certifying its membership in a target class. We should therefore prefer *minimum-entropy distributions over valid structures*, which we obtain by additionally minimizing *the neuro-symbolic entropy*. We empirically demonstrate the benefits of this more refined formulation. Moreover, the semantic loss is designed to be modular and can be combined with both discriminative and generative neural models. This is illustrated by integrating it into generative adversarial networks, yielding *constrained adversarial networks*, a novel class of deep generative models able to efficiently synthesize complex objects obeying the structure of the underlying domain.

1.1. Introduction

The widespread success of representation learning raises the question of which AI tasks are amenable to deep learning, which tasks require classical model-based symbolic reasoning, and whether we can benefit from a tighter integration of both approaches. Here we consider learning in domains where we have symbolic knowledge connecting the different outputs of a neural network. This knowledge takes the form of a constraint (or sentence) in Boolean logic. It can be as simple as an exactly-one constraint for one-hot output encodings, or as complex as a structured output prediction constraint for intricate combinatorial objects such as rankings, subgraphs, or paths. Our goal is to augment neural networks with the ability to learn how to make predictions subject to these constraints, and use the symbolic knowledge to improve the learning performance.

Most neuro-symbolic approaches aim to simulate or learn symbolic reasoning in an end-to-end deep neural network, or capture symbolic knowledge in a vector-space embedding. This choice is partly motivated by the need for smooth *differentiable* models; adding symbolic reasoning code (e.g., SAT solvers) to a deep learning pipeline destroys this property. Unfortunately, while making reasoning differentiable, the precise logical meaning of the knowledge is often lost. In this chapter, we take a distinctly unique approach, and tackle the problem of differentiable but sound logical reasoning from first principles. Starting from a set of intuitive axioms, we derive the differentiable *semantic loss* which captures how well the outputs of a neural network match a given constraint. This function captures the *meaning* of the constraint, and is independent of its *syntax*.

Semantic loss [1] minimizes the probability allocated by the network to invalid outputs, but does not further restrict the shape of the output distribution. A given data point is associated with certain features, certifying its membership in a specific underlying class. Intuitively, a classifier guessing uniformly at random has *maximum entropy* and has not learned features that are informative of the underlying class. Therefore, we should prefer learning *minimum-entropy* distributions that satisfy the constraints. Naively, we might consider simply optimizing both losses simultaneously. Computed in that manner, entropy regularization does not account for the structure of the output space and is therefore likely to push the network towards invalid outputs. *Neuro-symbolic entropy regularization* [2] restricts the entropy loss to the network’s distribution over the valid outputs, as opposed to the entire predictive distribution. That is, we require that the network’s output distribution be *maximally informative* of the target *subject to the constraint*. Computing the entropy of a distribution subject to a constraint is computationally hard. We provide an algorithm leveraging structural properties of logical circuits to efficiently compute it.

Empirically, we evaluate *semantic loss* and *neuro-symbolic entropy* on four structured output prediction tasks, in both semi- and fully-supervised settings, leading to models whose predictions are more accurate, and more likely to satisfy the constraint.

Many key applications, however, require *generating* objects that satisfy hard structural constraints, like drug molecules, which must be chemically valid, and game levels, which must be playable. Despite their impressive success [3, 4, 5], Generative Adversarial Networks (GANs) [6] struggle in these applications, the data often being insufficient or insufficiently well distributed to capture the structural constraints – especially if noisy – and convey them to the model. *Constrained Adversarial Networks* (CANs) extend GANs to generating valid structures with high probability. Given a set of arbitrary symbolic constraints, CANs achieve this by penalizing the generator for allocating mass

to invalid objects during training, implemented using semantic loss. CANs are able to handle complex constraints, like reachability on graphs, by first embedding the candidate configurations in a space in which the constraints can be encoded compactly, and then applying the SL to the embeddings. Since the constraints are embedded directly into the generator, high-quality structures can be sampled efficiently (in time practically independent of the complexity of the constraints) with a simple forward pass on the generator, as in regular GANs. No costly sampling or optimization steps are needed. We also show how to equip CANs with the ability to switch constraints on and off dynamically during inference, at no runtime cost.

1.1.1. Notation

We write uppercase letters (X, Y) for Boolean variables and lowercase letters (x, y) for their instantiation ($Y = 0$ or $Y = 1$). Sets of variables are written in bold uppercase (\mathbf{X}, \mathbf{Y}), and their joint instantiation in bold lowercase (\mathbf{x}, \mathbf{y}). A literal is a variable (Y) or its negation ($\neg Y$). A logical sentence (α or β) is constructed from variables and logical connectives (\wedge, \vee , etc.), and is also called a (logical) formula or constraint. A state or world \mathbf{y} is an instantiation to all variables \mathbf{Y} . A state \mathbf{y} satisfies a sentence α , denoted $\mathbf{y} \models \alpha$, if the sentence evaluates to true in that world. A state \mathbf{y} that satisfies a sentence α is also said to be a model of α . We denote by $m(\alpha)$ the set of all models of α . The notation for states \mathbf{y} refers to an assignment, the logical sentence enforcing the assignment, or the binary output vector capturing the assignment, all equivalent notions. A sentence α entails another sentence β , denoted $\alpha \models \beta$, if all worlds that satisfy α also satisfy β .

1.2. Semantic Loss

Let α be a logical sentence defined over Boolean variables $\mathbf{Y} = \{Y_1, \dots, Y_n\}$. Let \mathbf{p} be a vector of probabilities for the same variables \mathbf{Y} , where p_i denotes the predicted probability of variable Y_i and corresponds to a single output of the neural network. The neural network’s outputs induce a probability distribution $P(\cdot)$ over all possible states \mathbf{y} of \mathbf{Y} :

$$P(\mathbf{y}) = \prod_{i:\mathbf{y} \models Y_i} p_i \prod_{i:\mathbf{y} \models \neg Y_i} (1 - p_i). \quad (1)$$

The *semantic loss* is a function of the logical constraint α and a probability vector \mathbf{p} . It quantifies how close the neural network comes to satisfying the constraint by computing the probability of the constraint under the distribution $P(\cdot)$ induced by \mathbf{p} . It does so by reducing the problem of probability computation to weighted model counting (WMC): summing up the models of α , each weighted by its likelihood under $P(\cdot)$. It, therefore, maximizes the probability mass allocated by the network to the models of α :

$$\mathbb{E}_{\mathbf{y} \sim P} [\mathbb{1}\{\mathbf{y} \models \alpha\}] = \sum_{\mathbf{y} \models \alpha} P(\mathbf{y}). \quad (2)$$

Here, $\mathbb{1}\{cond\}$ is the indicator function that evaluates to 1 whenever *cond* holds and to 0 otherwise. Taking the negative logarithm recovers semantic loss $SL_\alpha(P)$. Intuitively, the semantic loss is proportional to (the negative logarithm of) the probability of gener-

ating a state that satisfies the constraint, when sampling values according to p . Hence, it is the self-information (or “surprise”) of obtaining an assignment that satisfies the constraint [7]. The quantity in Equation 2 is generally #P-hard to compute [8, 9]. Next, we will show that, through compiling the logical formula into tractable circuits satisfying certain structural properties, we can compute the above quantity in time that is linear in the size of the circuit.

1.2.1. Tractable Computation through Knowledge Compilation

We resort to knowledge compilation techniques – a class of methods that transform, or *compile*, a logical theory into a target form with certain properties that allow certain probabilistic queries to be answered efficiently.

Logical Circuits More formally, a *logical circuit* is a directed, acyclic computational graph representing a logical formula. Each node n in the DAG encodes a logical subformula, denoted $[n]$. Each inner node in the graph is either an AND or an OR gate, and each leaf node encodes a Boolean literal (Y or $\neg Y$). We denote by $\text{in}(n)$ the set of n ’s children, that is, the operands of its logical gate.

Structural Properties Circuits enable the tractable computation of certain classes of queries over encoded functions granted that a set of structural properties are enforced.

A circuit is *decomposable* if the inputs of every AND gate depend on disjoint sets of variables i.e. for $\alpha = \beta \wedge \gamma$, $\text{vars}(\beta) \cap \text{vars}(\gamma) = \emptyset$. Intuitively, decomposable AND nodes encode local factorizations of the function. For the sake of simplicity, we assume that decomposable AND gates always have two inputs, a condition that can be enforced on any circuit in exchange for a polynomial increase in its size [10, 11].

A second useful property is *smoothness*. A circuit is *smooth* if the children of every OR gate depend on the same set of variables, i.e. for $\alpha = \bigvee_i \beta_i$, we have that $\text{vars}(\beta_i) = \text{vars}(\beta_j) \forall i, j$. Decomposability and smoothness are a sufficient and necessary condition for tractable integration over arbitrary sets of variables in a single pass, as they allow larger integrals to decompose into smaller ones [12].

Lastly, a circuit is said to be *deterministic* if, for any input, at most one child of every OR node has a non-zero output, i.e. for $\alpha = \bigvee_i \beta_i$, we have that $\beta_i \wedge \beta_j = \perp$ for all $i \neq j$. Figure 2 shows an example of smooth, decomposable and deterministic circuit. Taken together, decomposability and determinism are a necessary and sufficient condition, for computing Equation 2, as well as its gradients with respect to the network’s weights, in time linear in the size of the circuit [13, 14]. This does not in general escape the complexity of the computation: worst case, the compiled circuit can be exponential in the size of the constraint. In practice, constraints exhibit enough structure, like repeated subproblems, to make compilation feasible.

So far we have covered the basics needed to understand semantic loss functions and their practical implementation. We proceed by discussing an improved semantic loss that takes into consideration the entropy of the learned distribution in Section 1.3, and then discuss applications of the semantic loss to the context of deep generative modeling of structured outputs in Section 1.4.

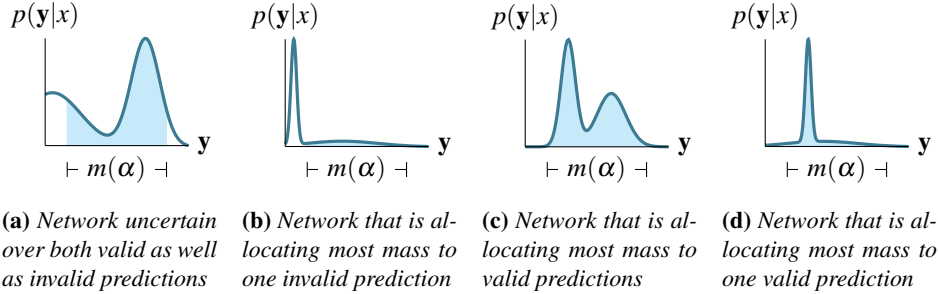


Figure 1. A network’s predictive distribution can be uncertain or certain (\leftrightarrow), and it can allow or disallow invalid predictions under the constraint α (\downarrow). Entropy regularization steers the network towards confident, possibly invalid predictions (b). Neuro-symbolic learning steers the network towards valid predictions without necessarily being confident (c). Neuro-symbolic entropy-regularization guides the network to valid and confident predictions (d).

1.3. Neuro-Symbolic Entropy Regularization

1.3.1. Motivation and Definition

Consider the plots in Figure 1. For any given data point x , the neural network can be fairly uncertain regarding the target class, accommodating for both valid and invalid structured predictions under its predicted distribution.

A common underlying assumption in many machine learning methods is that data belonging to the same class tend to form discrete clusters [15] – an assumption deemed justified on the sheer basis of the existence of classes. Consequently, a classifier is expected to favor decision boundaries lying in regions of low data density, separating the clusters. Entropy-regularization [16] directly implements the above assumption, requiring that the classifier output confident – low-entropy – predictive distributions, pushing the decision boundary away from unlabeled points, thereby supplementing scarce labeled data with abundant unlabeled data. Seen through that lens, minimizing the entropy of the predictive distribution can be regarded as minimizing a measure of class overlap as a function of the features learned by the network.

Entropy regularization, however, remains agnostic to the underlying domain, failing to exploit situations where we have knowledge characterizing valid predictions in the domain. Therefore, it can often be detrimental to a model’s performance, causing it to grow confident in invalid predictions.

Conversely, neuro-symbolic approaches steer the network towards distributions disallowing invalid predictions, by maximizing the constraint probability, but do little to ensure the network learn features conducive to classification.

Clearly then, there is a benefit to combining the merits of both approaches. We restrict the entropy computation to the distribution over models of the logical formula, ensuring the network only grow confident in valid predictions. Complemented with maximizing the constraint probability, the network learns to allocate all of its mass to models of the constraint, while being maximally informative of the target.

Defining the Loss More precisely, let \mathbf{Y} be a random variable distributed according to Equation 1: $\mathbf{Y} \sim \mathcal{P}$. We are interested in minimizing the entropy of \mathbf{Y} conditioned on the constraint α

Algorithm 1 ENT(α, P, c)

Input: a smooth, deterministic and decomposable logical circuit α , a fully-factorized probability distribution $P(\cdot)$ over states of α , and a cache c for memoization

Output: $H(\mathbf{Y}|\alpha)$, where $\mathbf{Y} \sim P(\cdot)$

- 1: **if** $\alpha \in c$ **then return** $c(\alpha)$
 - 2: **if** α is a literal **then**
 - 3: $e \leftarrow 0$
 - 4: **else if** α is an AND gate **then**
 - 5: $e \leftarrow \text{ENT}(\beta, P, c) + \text{ENT}(\gamma, P, c)$
 - 6: **else if** α is an OR gate **then**
 - 7: $e \leftarrow \sum_{i=1}^{|\text{in}(\alpha)|} P(\beta_i) \text{ENT}(\beta_i, P, c) - P(\beta_i) \log P(\beta_i)$
 - 8: **end if**
 - 9: $c(\alpha) \leftarrow e$
 - 10: **return** e
-

$$H(\mathbf{Y}|\alpha) = - \sum_{\mathbf{y} \models \alpha} P(\mathbf{y}|\alpha) \log P(\mathbf{y}|\alpha) = -\mathbb{E}_{\mathbf{Y}|\alpha} [\log P(\mathbf{Y}|\alpha)]. \quad (3)$$

1.3.2. Computing the Loss

The above loss is, in general, hard to compute. To see this, consider the uniform distribution over models of a constraint α . That is, let $P(\mathbf{y}|\alpha) = \frac{1}{|m(\alpha)|}$ for all $\mathbf{y} \models \alpha$. Then, $H(\mathbf{Y}|\alpha) = -\sum_{\mathbf{y} \models \alpha} \frac{1}{|m(\alpha)|} \log \frac{1}{|m(\alpha)|} = \log |m(\alpha)|$. This tells us how many models of α there are, which is a well-known #P-hard problem, as we've established in Section 1.2.

Let α be a *smooth, deterministic and decomposable* logical circuit encoding our constraint, defined over Boolean variables $\mathbf{Y} = \{Y_1, \dots, Y_n\}$. We now show that we can compute the constrained entropy in Equation 3 in time linear in the size of α . The key insight is that, using circuits, we are able to efficiently decompose an expectation with respect to a fully-factorized distribution by alternately splitting the query variables and the support of the distribution until we reach the leaves of the circuit, which are simple literals. In what follows, in a slight abuse of notation for brevity, all unconditional probabilities are implicitly conditioned on constraint α ; that is we redefine $P(\cdot)$ as $P(\cdot|\alpha)$.

Base Case: α is a literal When α is a literal, $\alpha = Y_i$ or $\alpha = \neg Y_i$, we have that

$$P(y_i|\alpha) = \mathbb{1}\{y_i \models [\alpha]\}, \text{ and } H(y_i|\alpha) = -P(y_i|\alpha) \log P(y_i|\alpha) = 0.$$

Intuitively, a literal has no uncertainty associated with it.

Recursive Case: α is a conjunction When α is a conjunction, decomposability enables us to write

$$P(\mathbf{y}|\alpha) = P(\mathbf{y}_1|\beta) P(\mathbf{y}_2|\gamma), \text{ where } \text{vars}(\beta) \cap \text{vars}(\gamma) = \emptyset$$

as it decomposes α into two independent constraints β and γ , and \mathbf{y} into two independent assignments \mathbf{y}_1 and \mathbf{y}_2 . The neuro-symbolic entropy $-\mathbb{E}_{\mathbf{Y}|\alpha} [\log P(\mathbf{Y}|\alpha)]$ is then

$$-\mathbb{E}_{\{\mathbf{Y}_1, \mathbf{Y}_2\}|\alpha} [\log P(\mathbf{Y}_1|\beta) + \log P(\mathbf{Y}_2|\gamma)] = -\left[\mathbb{E}_{\mathbf{Y}_1|\beta} [\log P(\mathbf{Y}_1|\beta)] + \mathbb{E}_{\mathbf{Y}_2|\gamma} [\log P(\mathbf{Y}_2|\gamma)] \right].$$

That is, the entropy given a decomposable conjunction α is the sum of entropies given the conjuncts of α .

Recursive Case: α is a disjunction When α is a smooth and deterministic disjunction, we have that $\alpha = \bigvee_i \beta_i$, where the β_i s are mutually exclusive, and therefore partition α . Consequently, we have that

$$P(\mathbf{y}|\alpha) = \sum_i P(\beta_i) \cdot P(\mathbf{y}|\beta_i).$$

The neuro-symbolic entropy decomposes as well:

$$\begin{aligned} -\mathbb{E}_{\mathbf{Y}|\alpha} [\log P(\mathbf{Y}|\alpha)] &= -\sum_{\mathbf{y}=\alpha} P(\mathbf{y}|\alpha) \log P(\mathbf{y}|\alpha) \\ &= -\sum_{\mathbf{y}=\alpha} \sum_i P(\beta_i) P(\mathbf{y}|\beta_i) \log \left[\sum_j P(\beta_j) P(\mathbf{y}|\beta_j) \right] \\ &= -\sum_{\mathbf{y}=\alpha} \sum_i P(\beta_i) P(\mathbf{y}|\beta_i) \mathbb{1}\{\mathbf{y} \models \beta_i\} \log \left[\sum_j P(\beta_j) P(\mathbf{y}|\beta_j) \mathbb{1}\{\mathbf{y} \models \beta_j\} \right], \end{aligned}$$

where by determinism, we have that, for any \mathbf{y} such that $\mathbf{y} \models \alpha$, $\mathbf{y} \models \beta_i \implies \mathbf{y} \not\models \beta_j$ for all $i \neq j$. In other words, any state that satisfies the constraint α satisfies one and only one of its terms, and therefore, the above expression equals

$$\begin{aligned} &= -\sum_{\mathbf{y}=\alpha} \sum_i P(\beta_i) P(\mathbf{y}|\beta_i) \log \left[P(\beta_i) P(\mathbf{y}|\beta_i) \right] \mathbb{1}\{\mathbf{y} \models \beta_i\} \\ &= -\sum_i \sum_{\mathbf{y}=\beta_i} P(\beta_i) P(\mathbf{y}|\beta_i) \log \left[P(\beta_i) P(\mathbf{y}|\beta_i) \right]. \end{aligned}$$

Further simplifying the expression, expanding the logarithm, and using the fact that probability sums to 1 yields

$$\begin{aligned} &= -\sum_i P(\beta_i) \log P(\beta_i) \sum_{\mathbf{y}=\beta_i} P(\mathbf{y}|\beta_i) + P(\beta_i) \sum_{\mathbf{y}=\beta_i} P(\mathbf{y}|\beta_i) \log P(\mathbf{y}|\beta_i) \\ &= -\sum_i P(\beta_i) \log P(\beta_i) + P(\beta_i) \mathbb{E}_{\mathbf{Y}|\beta_i} \left[\log P(\mathbf{Y}|\beta_i) \right]. \end{aligned}$$

That is, the entropy of the random variable \mathbf{Y} conditioned on a disjunction α is the sum of the entropy of the distribution induced on the children of α , and the average entropy of its children. The full algorithm is illustrated in Algorithm 1.

1.3.3. An Illustrative example

Consider Figure 2. Given a data point, the neural network defines a distribution over Boolean random variables A, B , and C , where $P(A) = p_0$ and $P(\neg A) = 1 - p_0$, $P(B) = p_1$ and $P(\neg B) = 1 - p_1$, etc. The circuit encodes the constraint $(A \wedge B) \implies C$. To compute the the probability of the constraint under the network's distribution, we feed the proba-

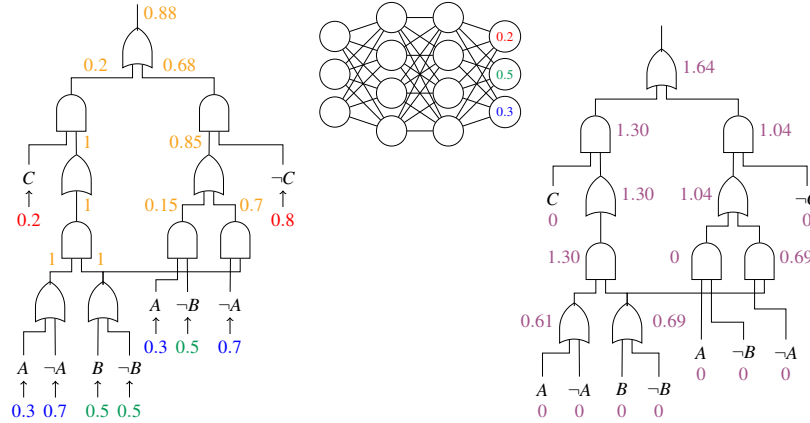


Figure 2. For a given data point, the network (middle) outputs a distribution over classes A, B and C , highlighted in blue, green and red, respectively. The circuit encodes the constraint $(A \wedge B) \implies C$. For each leaf node l , we plug in $P(l)$ and $1 - P(l)$ for positive and negative literals, respectively. The computation proceeds bottom-up, taking products at AND gates and summations at OR gates. The value accumulated at the root of the circuit (left) is the probability allocated by the network to the constraint. The weights accumulated on edges from OR gates to their children are of special significance: OR nodes induce a partitioning of the distribution’s support, and the weights correspond to the mass allocated by the network to each mutually-exclusive event. Complemented with a second upward pass, where the entropy of an OR node is the entropy of the distribution over its children plus the expected entropy of its children, and the entropy of an AND node is the product of its children’s entropies, we get the entropy of the distribution over the constraint’s models – the neuro-symbolic entropy regularization loss (right).

bilities into the circuit, proceeding in a bottom-up fashion, taking products at AND gates and summations at OR gates, accumulating intermediate computations on the edges of the circuit. The value accumulated at the root of the circuit is the probability mass allocated by the network to models of the formula, and corresponds to the probability of the constraint under the network’s distribution – this is exactly the semantic loss, up to a negative logarithm. The weights accumulated on edges from OR gates to their children are of special significance: OR nodes induce a partitioning of the distribution’s support, and the weights correspond to the mass allocated by the network to each mutually-exclusive event. Complemented with another upward pass, where the entropy of every OR node is the entropy of the distribution over it’s children plus the expected entropy of its children, and the entropy of every AND node is the product of its children’s entropies, we calculate the entropy of the distribution over models of the constraint—precisely the neuro-symbolic entropy regularization. Therefore, performing two upward sweeps of the circuit, we can compute the neuro-symbolic entropy regularization and the semantic loss.

1.3.4. Experimental Evaluation

1.3.4.1. Semi-Supervised: Entity-Relation Extraction

Semantic loss and neuro-symbolic entropy were tested in a semi-supervised setting. Here the model is presented with only a portion of the labeled training set, with the rest used exclusively in an unsupervised manner by the respective approaches.

We make use of the natural ontology of entity types and their relations present when dealing with relational data. This defines a set of relations and their permissible argument

Table 1. Experimental results for entity-relation extraction on ACE05 and SciERC. #Labels indicates the number of labeled data points available to the network per relation. The remaining training set is stripped of labels and utilized in an unsupervised manner. We report the F1-score where a prediction is correct if the relation and its entities are correct.

# Labels		3	5	10	15	25	50	75
ACE05	Baseline	4.92 ± 1.12	7.24 ± 1.75	13.66 ± 0.18	15.07 ± 1.79	21.65 ± 3.41	28.96 ± 0.98	33.02 ± 1.17
	Self-training	7.72 ± 1.21	12.83 ± 2.97	16.22 ± 3.08	17.55 ± 1.41	27.00 ± 3.66	32.90 ± 1.71	37.15 ± 1.42
	Product t-norm	8.89 ± 5.09	14.52 ± 2.13	19.22 ± 5.81	21.80 ± 7.67	30.15 ± 1.01	34.12 ± 2.75	37.35 ± 2.53
	Semantic Loss	12.00 ± 3.81	14.92 ± 3.14	22.23 ± 3.64	27.35 ± 3.10	30.78 ± 0.68	36.76 ± 1.40	38.49 ± 1.74
	+ Full Entropy	14.80 ± 3.70	15.78 ± 1.90	23.34 ± 4.07	28.09 ± 1.46	31.13 ± 2.26	36.05 ± 1.00	39.39 ± 1.21
	+ NeSy Entropy	14.72 ± 1.57	18.38 ± 2.50	26.41 ± 0.49	31.17 ± 1.68	35.85 ± 0.75	37.62 ± 2.17	41.28 ± 0.46
SciERC	Baseline	2.71 ± 1.10	2.94 ± 1.00	3.49 ± 1.80	3.56 ± 1.10	8.83 ± 1.00	12.32 ± 3.00	12.49 ± 2.60
	Self-training	3.56 ± 1.40	3.04 ± 0.90	4.14 ± 2.60	3.73 ± 1.10	9.44 ± 3.80	14.82 ± 1.20	13.79 ± 3.90
	Product t-norm	6.50 ± 2.00	8.86 ± 1.20	10.92 ± 1.60	13.38 ± 0.70	13.83 ± 2.90	19.20 ± 1.70	19.54 ± 1.70
	Semantic Loss	6.47 ± 1.02	9.31 ± 0.76	11.50 ± 1.53	12.97 ± 2.86	14.07 ± 2.33	20.47 ± 2.50	23.72 ± 0.38
	+ Full Entropy	6.26 ± 1.21	8.49 ± 0.85	11.12 ± 1.22	14.10 ± 2.79	17.25 ± 2.75	22.42 ± 0.43	24.37 ± 1.62
	+ NeSy Entropy	6.19 ± 2.40	8.11 ± 3.66	13.17 ± 1.08	15.47 ± 2.19	17.45 ± 1.52	22.14 ± 1.46	25.11 ± 1.03

types. As is with all of our constraints, we express the aforementioned ontology in the language of Boolean logic.

Our approach to recognizing the named entities and their pairwise relations is most similar to [17]. Contextual embeddings are first procured for every token in the sentence. These are then fed into a named entity recognition module that outputs a vector of per-class probability for every entity. A classifier then classifies the concatenated contextual embeddings and entity predictions into a relation.

We employ two entity-relation extraction datasets, the Automatic Content Extraction (ACE) 2005 [18] and SciERC datasets [19]. ACE05 defines an ontology over 7 entities and 18 relations from mixed-genre text, whereas SciERC defines 6 entity types with 7 possible relation between them and includes annotations for scientific entities and their relations, assimilated from 12 AI conference/workshop proceedings. We report the percentage of coherent predictions: data points for which the predicted entity types, as well as the relations are correct.

We compare against five baselines. The first baseline is a purely supervised model which makes no use of unlabeled data. The second is a classical self-training approach based off of [20], and uses integer linear programming to impute the unlabeled data’s most likely labels subject to the constraint, and consequently augment the (small) labeled set. The third baseline is a popular instantiation of a broad class of methods, fuzzy logics, which replace logical operators with their fuzzy t-norms and logical implications with simple inequalities. Lastly, we compare our proposed method, dubbed “NeSy Entropy”, to vanilla semantic loss as presented in the earlier section as well as another entropy-regularized baseline, dubbed “Full Entropy”, which minimizes the entropy of the entire predictive distribution, as opposed to just the distribution over the constraint’s models.

Our results are shown in Table 1. We observe that semantic loss outperforms the baseline, self-training, and product t-norm across the board. We attribute such a performance to the exactness of semantic loss, and its faithfulness to the underlying constraint. We also observe that entropy-regularizing the predictive model, in conjunction with training using semantic loss leads to better predictive models, as compared with models trained solely using semantic loss. Furthermore, it turns out that restricting entropy to the distribution over the constraint’s models, models that we know constitute the set of valid predictions, compared to the model’s entire predictive distribution, which

Table 2. Test results for grids, preference learning, and warcraft

	Test accuracy %	Coherent	Incoherent	Constraint
Grid	5-layer MLP	5.6	85.9	7.0
	Semantic loss	28.5	83.1	69.9
	+ Full Entropy	29.0	83.8	75.2
	+ NeSy Entropy	30.1	83.0	91.6
Preference	3-layer MLP	1.0	75.8	2.7
	Semantic loss	15.0	72.4	69.8
	+ Full Entropy	17.5	71.8	80.2
	+ NeSy Entropy	18.2	71.5	96.0
Warcraft	ResNet-18	44.8	97.7	56.9
	Semantic loss	50.9	97.7	67.4
	+ Full Entropy	51.5	97.6	67.7
	+ NeSy Entropy	55.0	97.9	69.8

includes valid and invalid predictions, leads to a non-trivial increase in the accuracy of predictions.

1.3.4.2. Fully-Supervised Learning

Semantic loss and neuro-symbolic entropy were also tested in a fully supervised setting, where our aim is to examine the effect of constraints enforced on the training set. We note that this is a seemingly harder setting in the following sense: In a semi-supervised setting we might make the argument that, despite its abundance, imposing an auxiliary loss on unlabeled data provides the predictive model with an unfair advantage as compared to the baseline. We concern ourselves with two tasks: predicting paths in a grid and preference learning.

Predicting Simple Paths For this task, our aim is to find the shortest path in a graph, or more specifically a 4-by-4 grid, $G = (V, E)$ with uniform edge weights. Our input is a binary vector of length $|V| + |E|$, with the first $|V|$ variables indicating the source and destination, and the next $|E|$ variables encoding a subgraph $G' \subseteq G$. Each label is a binary vector of length $|E|$ encoding the shortest *simple* path in G' , a requirement that we enforce through our constraint. We follow the algorithm proposed by [21] to generate a constraint for each simple path in the grid, conjoined with indicators specifying the corresponding source-destination pair. Our constraint is then the disjunction of all such conjunctions.

To generate the data, we begin by randomly removing one third of the edges in the graph G , resulting in a subgraph, G' . Subsequently, we filter out connected components in G' with fewer than 5 nodes to reduce degenerate cases. We then sample a source and destination node uniformly at random. The latter constitutes a single data point. We generate a dataset of 1600 examples, with a 60/20/20 train/validation/test split.

Preference Learning We also consider the task of preference learning. Given the user’s ranking of a subset of elements, we wish to predict the user’s preferences over the remaining elements of the set. We encode an ordering over n items as a binary matrix X_{ij} , where for each $i, j \in 1, \dots, n$, X_{ij} denotes that item i is at position j . Our constraint α requires that the network’s output be a valid total ordering. We use preference ranking data over 10 types of sushi for 5,000 individuals, taken from PREFLIB [22], split 60/20/20. Our inputs consist of the user’s preference over 6 sushi types, with the model tasked to predict the user’s preference, a *strict* total order, over the remaining 4.

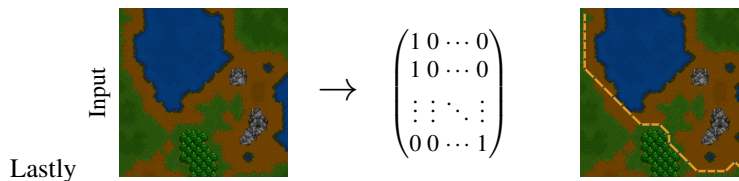


Figure 3. Warcraft dataset. Each input (left) is a 12×12 grid corresponding to a Warcraft II terrain map, the output is a matrix (middle) indicating the shortest path from top left to bottom right (right).

Tables 2 compares the baseline to the same MLP augmented with semantic loss, semantic loss with entropy regularization over the entire predictive distribution, dubbed “Full Entropy” and entropy regularization over the distribution over the constraint’s models, dubbed “NeSy Entropy”.

Similar to [1], we observe that the semantic loss has a marginal effect on incoherent accuracy, but significantly improves the network’s ability to output coherent predictions. We also observe that, similar to semi-supervised settings, entropy-regularization leads to more coherent predictions using both “Full Entropy” and “NeSy Entropy”, with “NeSy Entropy” leading to the best performing predictive models. Remarkably, we also observe that “NeSy Entropy” leads to predictive models whose predictions almost always satisfy the constraint, captured by “Constraint”.

Warcraft Shortest Path Lastly, we consider a more real-world variant of the task of predicting simple paths. Following [23], our training set consists of 10,000 terrain maps curated using Warcraft II tileset. Each map encodes an underlying grid of dimension 12×12 , where each vertex is assigned a cost depending on the type of terrain it represents (e.g. earth has lower cost than water). The shortest (minimum cost) path between the top left and bottom right vertices is encoded as an indicator matrix, and serves as label. Figure 3 shows an example input presented to the network, the groundtruth, and the input with the annotated shortest path.

Presented with an image of a terrain map, a convolutional neural network – following [23], we use ResNet18 [24] – outputs a 12×12 binary matrix indicating the vertices that constitute the minimum cost path. We report three metrics: “Coherent” denotes the percentage of optimal-cost predictions, “Incoherent” denotes the percentage of individual vertices matching the groundtruth, and “Constraint” indicates the percentage of predictions that constitute valid paths. Our results are shown in Table 2.

In line with our previous experiments, we observe that incorporating constraints into learning improves the “Coherent” metric from 44.8% to 50.9%, and of the “Coherent” metric from 56.9% to 67.4%. Augmenting semantic loss with the entropy over the network’s predictive distribution, “Full Entropy”, we attain a modest improvement from 50.9% to 51.5% and 67.4% to 67.7% for the “Coherent” and “Constraint” metrics respectively. Restricting the entropy minimization to models of the constraint, “NeSy Entropy”, we observe that we attain a large improvement to 55.0% and 69.8% for the “Coherent” and “Constraint” metrics resp.

1.4. Generating Structures with Constrained Adversarial Networks

In this section, we discuss how the Semantic Loss can be implemented to design deep generative models able to output realistic structured objects, focusing on the case of Gen-

erative Adversarial Networks (GANs) [6]. GANs are composed of two neural networks: a discriminator d trained to recognize “real” objects \mathbf{x} sampled from the data distribution P_r , and a generator g that maps random latent vectors \mathbf{z} to objects $g(\mathbf{z})$ that fool the discriminator. Learning equates to solving the minimax game $\min_g \max_d f_{\text{GAN}}(g, d)$ with value function:

$$f_{\text{GAN}}(g, d) := \mathbb{E}_{\mathbf{x} \sim P_r} [\log P_d(\mathbf{x})] + \mathbb{E}_{\mathbf{x} \sim P_g} [\log(1 - P_d(\mathbf{x}))] \quad (4)$$

Here $P_g(\mathbf{x})$ and $P_d(\mathbf{x}) := P_d(\text{real} | \mathbf{x})$ are the distributions induced by the generator and discriminator, respectively. New objects \mathbf{x} can be sampled by mapping random vectors \mathbf{z} using the generator, i.e., $\mathbf{x} = g(\mathbf{z})$. It is well known that, under idealized assumptions, the learned generator matches the data distribution:

Theorem 1 ([6]). *If g and d are non-parametric and the leftmost expectation in Eq. 4 is approximated arbitrarily well by the data, the global equilibrium (g^*, d^*) of Eq. 4 satisfies $P_{d^*} \equiv \frac{1}{2}$ and $P_{g^*} \equiv P_r$.*

In practice, training GANs is notoriously hard [25, 26]. The most common failure mode is mode collapse, in which the generated objects are clustered in a tiny region of the object space. Remedies include using alternative objective functions [6], divergences [27, 28] and regularizers [29].

In structured tasks, which are our main focus, the objects of interest are usually discrete. In the following, we focus on stochastic generators that output a *categorical distribution* $\boldsymbol{\theta}(\mathbf{z})$ over \mathbf{X} and objects are sampled from the latter. In this case, $P_g(\mathbf{x}) = \int P_g(\mathbf{x} | \mathbf{z}) p(\mathbf{z}) d\mathbf{z} = \int \boldsymbol{\theta}(\mathbf{z}) p(\mathbf{z}) d\mathbf{z} = \mathbb{E}_{\mathbf{z}}[\boldsymbol{\theta}(\mathbf{z})]$.

Alas, standard GANs struggle to output valid structures, for two main reasons. First, the number of examples necessary to capture any non-trivial constraint α can be intractably large.¹ This makes it highly non-trivial to learn the underlying constraints – such as the rules of chemical validity or, worse still, graph reachability – from even moderately large data sets. Second, in many cases of interest the examples are noisy and *do* violate α , in which case the data lures GANs into learning *not* to satisfy the constraint. This point is made more explicit in the next theorem:

Corollary 1. *Under the assumptions of Theorem 1, given a target distribution P_r , a constraint α consistent with it, and a dataset of examples \mathbf{x} sampled i.i.d. from a corrupted distribution $P_r' \neq P_r$ inconsistent with α , GANs associate non-zero mass to infeasible objects.*

This result follows immediately from Theorem 1, as the optimal generator satisfies $P_g \equiv P_r'$, which is inconsistent with α . Since Theorem 1 captures the *intent* of GAN training, this corollary shows that GANs are *by design* incapable of handling invalid examples.

1.4.1. Constrained Adversarial Networks

Constrained Adversarial Networks (CANs) are a deep generative model that outputs structures \mathbf{x} consistent with validity constraints and an unobserved distribution P_r . We

¹The VC dimension of unrestricted discrete formulas is exponential in the number of variables [30].

assume to be given: i) a feature map ϕ that extracts b binary features from \mathbf{x} , and ii) a single validity constraint α encoded as a Boolean formula on $\phi(\mathbf{x})$. If \mathbf{x} is binary, ϕ can be taken to be the identity; later we will discuss some alternatives. Any discrete structured space can be encoded this way.

CANs avoid the brittleness of regular GANs by taking both the target structural constraint α as inputs and adapting the value function so that the generator maximizes the probability of generating valid structures. In order to derive CANs it is convenient to start from the following alternative GAN value function [6]: $f_{\text{ALT}}(g, d) := \mathbb{E}_{\mathbf{x} \sim P_r}[\log P_d(\mathbf{x})] - \mathbb{E}_{\mathbf{x} \sim P_g}[\log P_d(\mathbf{x})]$. Now, let (g, d) be a GAN and $v(\mathbf{x}) = \mathbb{1}\{\phi(\mathbf{x}) \models \alpha\}$ be a fixed discriminator that distinguishes between valid and invalid structures. Ideally, we wish the generator to *never* output invalid structures. This can be achieved by using an aggregate discriminator $a(\mathbf{x})$ that only accepts configurations that are both valid and high-quality w.r.t. d . Let A be the indicator that a classifies \mathbf{x} as real, and similarly for D and V . By definition:

$$P_a(\mathbf{x}) = P(A | \mathbf{x}) = P(D | V, \mathbf{x})P(V | \mathbf{x}) = P_d(\mathbf{x}) \mathbb{1}\{\phi(\mathbf{x}) \models \alpha\} \quad (5)$$

Plugging the aggregate discriminator into the alternative value function gives:

$$\arg \max_a f_{\text{ALT}}(g, a) \quad (6)$$

$$= \arg \max_d \mathbb{E}_{P_r}[\log P_d(\mathbf{x}) + \log \mathbb{1}\{\phi(\mathbf{x}) \models \alpha\}] - \mathbb{E}_{P_g}[\log P_d(\mathbf{x}) + \log \mathbb{1}\{\phi(\mathbf{x}) \models \alpha\}] \quad (7)$$

$$= \arg \max_d \mathbb{E}_{P_r}[\log P_d(\mathbf{x})] - \mathbb{E}_{P_g}[\log P_d(\mathbf{x})] - \mathbb{E}_{P_g}[\log \mathbb{1}\{\phi(\mathbf{x}) \models \alpha\}] \quad (8)$$

$$= \arg \max_d f_{\text{ALT}}(g, d) - \mathbb{E}_{P_g}[\log \mathbb{1}\{\phi(\mathbf{x}) \models \alpha\}] \quad (9)$$

The second step holds because $\mathbb{E}_{P_r}[\log \mathbb{1}\{\phi(\mathbf{x}) \models \alpha\}]$ does not depend on d . If g allocates non-zero mass to *any* measurable subset of invalid structures, the second term becomes $+\infty$. This is consistent with our goal but problematic for learning. A better alternative is to optimize the lower bound:

$$SL_\alpha(g) := -\log P_g(\alpha) = -\log \mathbb{E}_{P_g}[\mathbb{1}\{\phi(\mathbf{x}) \models \alpha\}] \leq -\mathbb{E}_{P_g}[\log \mathbb{1}\{\phi(\mathbf{x}) \models \alpha\}] \quad (10)$$

This term is exactly the semantic loss. In this context, the semantic loss represents a relaxation of the original, in the sense that it only evaluates to $+\infty$ if P_g allocates *all* the mass to infeasible configurations. This immediately leads to the CAN value function:

$$f_{\text{CAN}}(g, d) := f_{\text{ALT}}(g, d) + \lambda SL_\alpha(g) \quad (11)$$

where $\lambda > 0$ is a hyper-parameter controlling the importance of the constraint. This formulation is related to integral probability metric-based GANs, cf. [31]. The SL can be viewed as the negative log-likelihood of α , and hence it rewards the generator proportionally to the mass it allocates to valid structures. The expectation in Eq. 10 can be rewritten as:

$$\mathbb{E}_{\mathbf{x} \sim P_g} [\mathbb{1}\{\phi(\mathbf{x}) \models \alpha\}] = \sum_{\mathbf{x}: \phi(\mathbf{x}) \models \alpha} P_g(\mathbf{x}) = \mathbb{E}_{\mathbf{z}} \left[\sum_{\mathbf{x}: \phi(\mathbf{x}) \models \alpha} \prod_{i: x_i=1} \theta_i(\mathbf{z}) \prod_{i: x_i=0} (1 - \theta_i(\mathbf{z})) \right] \quad (12)$$

Hence, the SL is the negative logarithm of a polynomial in $\boldsymbol{\theta}$ and it is fully differentiable.² In practice, below we apply the semantic loss term directly to f_{GAN} , i.e., $f_{\text{CAN}}(g, d) := f_{\text{GAN}}(g, d) + \lambda SL_{\alpha}(g)$.

If the SL is given large enough weight λ then it gets closer to the ideal “hard” discriminator, and therefore more strongly encourages the CAN to generate valid structures. Under the preconditions of Theorem 1, it is clear that for $\lambda \rightarrow \infty$ CANs generate valid structures only:

Proposition 1. *Under the assumptions of Corollary 1, CANs associate zero mass to infeasible objects, irrespective of the discrepancy between P_r and P_r' .*

Indeed, any global equilibrium (g^*, d^*) of $\min_g \max_d f_{\text{CAN}}(g, d)$ minimizes the second term: the minimum is attained by $\log P_{g^*}(\alpha) = 0$, which entails $P_{g^*}(-\alpha) = 0$. Of course, as with standard GANs, the prerequisites are often violated in practice. Regardless, Proposition 1 works as a sanity check, and shows that, in contrast to GANs, CANs are appropriate for structured generative tasks.

1.4.2. Level Generation

In order to test the benefits of the semantic loss, we applied CANs applied to Super Mario Bros. (SMB) level generation. SMB levels are tile-based and can be encoded by a matrix of categorical values (such as *wall*, *ground*, *coin*, etc.). Pipes are made out of four different types of tiles. They can have a variable height but the general structure is always the same: two tiles (*top-left* and *top-right*) on top and one or more pairs of body tiles (*body-left* and *body-right*) below (see the CAN - pipes in picture in Fig. 4 for examples of valid pipes). The structural constraint on pipes consists of multiple implications like “if this is a *top-left* tile, then the tile below must be a *body-left* one” conjoined together. Noticeably, these structural constraints can be locally defined on a 2×2 portion of the level. The loss was thus computed globally by applying the same constraint over a sliding window, ultimately requiring a significantly more compact circuit. Two major problems were observed when using a large λ : i) *vanishing pipes*: this occurs because the generator can satisfy the constraint by simply generating layers without pipes; ii) *mode collapse*: the generator may learn to place pipes always in the same positions. In this setting, both issues were addressed by introducing the SL after an initial bootstrap phase in which the generator learns to generate sensible objects, and by linearly increasing λ . Table 3 reports the experimental results of the comparison between a baseline GAN and CAN trained on all levels containing pipes from the *video game level corpus* (VGLC) [32]. CANs managed to almost double the validity of the generated levels (see the two left pictures in Fig. 4 for some prototypical examples) while retaining about 82% of the pipe tiles and without any significant loss in terms of diversity (as measured by the L1 norm on the difference between each pair of levels in the generated batch) or inference time.

²As long as $P_g(\mathbf{x}) > 0$, which is always the case in practice.

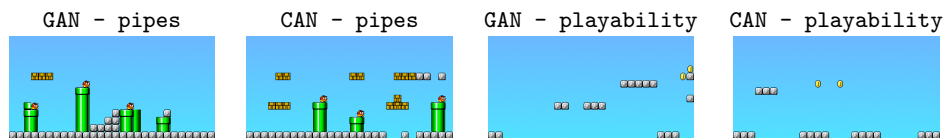


Figure 4. Examples of SMB levels generated by GAN and CAN. Left: generating levels containing pipes; right: generating reachable levels. For each of the two settings we report prototypical examples of levels generated by GAN (first and third picture) and CAN (second and fourth picture). Notice how all pipes generated by CAN are valid, contrarily to what happens for GAN, and that the GAN generates a level that is not playable (because of the big jump at the start of the map).

Table 3. Comparison between GAN and CAN on SMB level generation with pipes. Results report validity, average number of pipe tiles per level, L1 norm on the difference between each pair of levels in the generated batch and training time. Inference is real-time (< 40 ms) for both architectures.

Model	# Maps	Validity (%)	Average pipe-tiles / level	L1 Norm	Training time
GAN	7	47.6 ± 8.3	7.8	0.0115	1h 12m
CAN	7	83.2 ± 4.8	6.4	0.0110	2h 2m

1.4.3. Conditional CANs

So far we described how to use the SL for enforcing structural constraints on the generator’s output. Since the SL can be applied to any distribution over binary variables, it can also be used to enforce conditional constraints that can be turned on and off at inference time. Specifically, we notice that the constraint can involve also latent variables, and we show how this can be leveraged for different purposes. Similarly to InfoGANs [33], the generator’s input is augmented with an additional binary vector \mathbf{c} . Instead of maximizing (an approximation of) the mutual information between \mathbf{c} and the generator’s output, the SL is used to logically bind the input codes to semantic features or constraint of interest. Let $\alpha_1, \dots, \alpha_k$ be k constraints of interest. In order to make them switchable, we extend the latent vector \mathbf{z} with k fresh variables $\mathbf{c} = (c_1, \dots, c_k) \in \{0, 1\}^k$ and train the CAN using the constraint:

$$\alpha = \bigwedge_{i=1}^k (c_i \leftrightarrow \alpha_i)$$

where the prior $P(\mathbf{c})$ used during training is estimated from data. Using a conditional SL term during training results in a model that can be conditioned to generate object with desired, arbitrarily complex properties α_i at inference time.

1.4.4. Molecule Generation

An experiment on generating molecules in graphical form investigated the use of conditional CANs in conjunction with other forms of regularization. Specifically, MolGAN’s adversarial training and *reinforcement learning objective* [34] was combined with a conditional SL term on the task of generating molecules that maximize certain desirable chemical properties. The structured objects are undirected graphs of bounded maximum size, represented by discrete tensors that encode the atom/node type (padding atom (no atom), Carbon, Nitrogen, Oxygen, Fluorine) and the bound/edge type (padding bond (no

Table 4. Results of using the semantic loss on the MolGAN architecture. The diversity score is obtained by comparing sub-structures of generated samples against a random subset of the dataset. A lower score indicates a higher amount of repetitions between the generated samples and the dataset. The first row refers to the results reported in the MolGAN paper.

Reward for	SL	validity	uniqueness	diversity	QED	SA	logP
QED + SA + logP	False	97.4	2.4	91.0	47.0	84.0	65.0
	True	96.6	2.5	98.8	51.8	90.7	73.6

bond), single, double, triple and aromatic bond). During training, the RL objective implicitly rewarded validity and the maximization of the three chemical properties at once: **QED** (druglikeness), **SA** (synthesizability) and **logP** (solubility). The architecture was augmented with a conditional SL term, making use of 4 latent dimensions to control the presence of one of the 4 types of atoms considered in the experiment. Conditioning the generation of molecules with specific atoms at training time mitigated the drop in uniqueness caused by the reward network during the training. This allowed the model to be trained for more epochs and resulted in more diverse and higher quality molecules, as reported in Table 4.

1.4.5. The Embedding Function ϕ and Large-scale Level Generation

The embedding function $\phi(\mathbf{x})$ extracts Boolean variables to which the SL is then applied. In many cases, as in the experiments with pipes and molecules, ϕ is simply the identity map. However, when fed a particularly complex constraint α , KC may output too large a circuit. In this case, ϕ can be used to map \mathbf{x} to an application-specific embedding space where α (and hence the SL polynomial) is expressible in compact form.

Another experiment on SMB level generation showed how CANs can be successfully applied in settings where constraints are too complex to be directly encoded onto the generator output. In order for a level to be playable, there must exist a traversable path³ from the left-most to the right-most column of the level. We refer to this property as *reachability*. In this context, the prominent approach consists in training a generative model without semantic constraints, using an evolutionary search on the latent space when sampling objects with desired properties at inference time. An advantage of this approach is that the fitness function doesn’t have to be differentiable. For instance, reachability can be computed by letting a black-box A* agent play the level. This key idea was applied to SMB level generation [35] using the Covariance Matrix Adaptation Evolution Strategy (CMA-ES). Having the SL to steer the generation towards playable levels is not trivial, since it requires a differentiable definition of reachability. Since directly encoding the constraint in propositional logic is intractable, the reachability constraint was defined on the output of an embedding function ϕ , modelled as a feedforward NN, that approximates tile reachability. The function was pre-trained to predict whether each tile is reachable from the left-most column using traces obtained from the A* agent. The two approaches were compared, using the exact same GAN architecture, training setting and A* agent. In particular, training data was obtained by slicing a single SMB level from the VGLC. Results showed that CANs achieves better (*mario-1-3*) or comparable (*mario-3-3*) validity with respect to the baseline GAN + CMA-ES at a fraction of the inference

³According to the game’s physics.

Table 5. Results on the generation of *playable* SMB level. Levels *mario-1-3* (123 training samples) and *mario-3-3* (122 training samples) were chosen due to their high solving complexity. Results compare a baseline GAN, a GAN combined with CMA-ES and a CAN. Validity is defined as the ability of the A* agent to complete the level. Note that inference time for GAN and CAN is measured in milliseconds while time for GAN + CMA-ES is in minutes.

Network type	Level	Tested samples	Validity	Training time	Inference time per sample
GAN	mario-1-3	1000	9.80%	1 h 15 min	~ 40 ms
GAN + CMA-ES	mario-1-3	1000	65.90%	1 h 15 min	~ 22 min
CAN	mario-1-3	1000	71.60%	1 h 34 min	~ 40 ms
GAN	mario-3-3	1000	13.00%	1 h 11 min	~ 40 ms
GAN + CMA-ES	mario-3-3	1000	64.20%	1 h 11 min	~ 22 min
CAN	mario-3-3	1000	62.30%	1 h 27 min	~ 40 ms

time. At the cost of pretraining the reachability function, CANs avoid the execution of the A* agent during the generation and sample high quality objects in milliseconds (as compared to minutes), thus enabling applications to create new levels at run time. Notably, no significant quality degradation was observed with respect to the baseline GAN (which on the other hand fails most of the time to generate reachable levels).

1.5. Related Work

In an acknowledgment to the need for both symbolic as well as sub-symbolic reasoning, there has been a plethora of recent works studying how to best combine neural networks and logical reasoning, dubbed *neuro-symbolic reasoning*. The focus of such approaches is typically making probabilistic reasoning tractable through first-order approximations, and differentiable, through reducing logical formulas into arithmetic objectives, replacing logical operators with their fuzzy t-norms, and implications with inequalities [36, 37, 38]. [39] and [40] use first-order logic to specify constraints on outputs of a neural network. They employ fuzzy logic to reduce logical formulas into differential, arithmetic objectives denoting the extent to which neural network outputs violate the constraints, thereby supporting end-to-end learning under constraints. However, apart from lacking a formal derivation in terms of expected probability of satisfying constraints, the issue is that fuzzy logic is not semantically sound, meaning that equivalent encodings of the same constraint may give different loss functions [41]. The semantic loss instead preserves the semantics of the symbolic knowledge regardless of how the latter is encoded, avoiding these issues. Recently, [42] proposed using sampling to obtain a Monte Carlo estimate of the probability of the constraint being satisfied. This offers the convenience of specifying constraints as PyTorch functions, as well as accommodating non-differentiable elements in the training process. However, estimating the probability using sampling can become infeasible in exponentially-sized output spaces where the valid outputs represent only a sliver of the distribution’s support, or the neural network’s outputs largely satisfy the constraint. Semantic strengthening [43] approaches the problem by first assuming the constraint decomposes conditioned on the learned features, then iteratively strengthening the approximation, restoring the dependence between the constraints most responsible for degrading the quality of the approximation. This corresponds to computing the mutual information between pairs of constraints conditioned on the learned features, and may be construed as a measure of gradient alignment.

Another class of neuro-symbolic approaches have their roots in logic programming. DeepProbLog [44] extends ProbLog, a probabilistic logic programming language, with the capacity to process neural predicates, whereby the network’s outputs are construed as the probabilities of the corresponding predicates. This simple idea retains all essential components of ProbLog: the semantics, inference mechanism, and the implementation. In a similar vein, [45] combine domain knowledge specified as purely logical Prolog rules with the output of neural networks, dealing with the network’s uncertainty through revising the hypothesis by iteratively replacing the output of the neural network with anonymous variables until a consistent hypothesis can be formed. [46] present a framework combining prior procedural knowledge, as a Forth program, with neural functions learned through data. The resulting neural programs are consistent with specified prior knowledge and optimized with respect to data.

There has recently been a plethora of approaches ensuring consistency by embedding the constraints as predictive layers, including semantic probabilistic layers (SPLs) [47], MultiplexNet [48] and HMCCN [49]. Much like semantic loss [1], SPLs maintain sound probabilistic semantics, support general constraints expressed in propositional logic, but in addition, impose hard constraints on the network’s output. SIMPLE [50] uses an SPL for the distribution over subsets of size k , which is shown to be a tractable distribution, for which it derives a gradient estimator as a function of the exact conditional marginals. MultiplexNet is able to encode only constraints in disjunctive normal form, which is problematic for generality and efficiency as neuro-symbolic tasks often involve an intractably large number of clauses. HMCCN encodes label dependencies as fuzzy relaxation and is the current state-of-the-art model for hierarchical multi-label classification [49], but, similar to its recent extension [51], is restricted to a certain family of constraints.

The objective of neuro-symbolic entropy to increase the confidence of predictions on unlabeled data is related to information-theoretic approaches to semi-supervised learning [16, 52], and approaches that increase robustness to output perturbation [53]. A key difference between neuro-symbolic entropy and these information-theoretic losses is the former takes the structure of the output space into account, while the latter does not.

1.6. Conclusion

Neural networks have achieved breakthroughs across a wide range of domains. Even in the presence in an abundance of data, however, they still struggle to learn the intricate dependencies between labels in structured output spaces. Semantic loss offers a remedy by penalizing the network for any probability mass allocated to invalid outputs, ensuring the distribution only allows for predictions that are consistent with the constraint. Neuro-symbolic entropy goes one step further, requiring that the network learn a minimum-entropy distribution consistent with the constraint. The benefits of semantic loss are not restricted to structured-output prediction, however. Constrained adversarial networks extend semantic loss to generative learning, maximizing the probability that the generated outputs satisfy the constraint.

Acknowledgements

The research of ST and AP was partially supported by TAILOR, a project funded by EU Horizon 2020 research and innovation programme under GA No 952215. This work was funded in part by the DARPA Perceptually-enabled Task Guidance (PTG) Program under contract number HR00112220005, NSF grants #IIS-1943641, #IIS-1956441, #CCF-1837129, Samsung, CISCO, a Sloan Fellowship, and a UCLA Samueli Fellowship. The research of PM received funding from the Flemish Government under the “Onderzoeksprogramma Artificiële Intelligentie (AI) Vlaanderen” programme and the Research Foundation - Flanders under the Data- driven logistics project (FWO-S007318N).

References

- [1] Xu J, Zhang Z, Friedman T, et al. A semantic loss function for deep learning with symbolic knowledge. In: Proceedings of the 35th ICML 2018; 2018.
- [2] Ahmed K, Wang E, Chang KW, et al. Neuro-symbolic entropy regularization. In: The 38th Conference on Uncertainty in Artificial Intelligence; 2022.
- [3] Karras T, Aila T, Laine S, et al. Progressive growing of gans for improved quality, stability, and variation; 2018.
- [4] Zhang H, Xu T, Li H, et al. Stackgan: Text to photo-realistic image synthesis with stacked generative adversarial networks. In: Proceedings of the IEEE International Conference on Computer Vision; 2017. p. 5907–5915.
- [5] Zhu JY, Park T, Isola P, et al. Unpaired image-to-image translation using cycle-consistent adversarial networks. In: Proceedings of the IEEE international conference on computer vision; 2017. p. 2223–2232.
- [6] Goodfellow I, Pouget-Abadie J, Mirza M, et al. Generative adversarial nets. In: Advances in neural information processing systems; 2014. p. 2672–2680.
- [7] Jones DS. Elementary information theory / d. s. jones. Clarendon Press; 1979. Oxford applied mathematics and computing science series.
- [8] Valiant LG. The complexity of enumeration and reliability problems. *SIAM Journal on Computing*. 1979;.
- [9] Valiant L. The complexity of computing the permanent. *Theoretical Computer Science*. 1979;.
- [10] Vergari A, Di Mauro N, Esposito F. Simplifying, regularizing and strengthening sum-product network structure learning. In: Joint European Conference on Machine Learning and Knowledge Discovery in Databases; 2015.
- [11] Peharz R, Lang S, Vergari A, et al. Einsum networks: Fast and scalable learning of tractable probabilistic circuits. In: International Conference of Machine Learning; 2020.
- [12] Choi Y, Vergari A, Van den Broeck G. Probabilistic circuits: A unifying framework for tractable probabilistic modeling. Preprint. 2020;.
- [13] Darwiche A, Marquis P. A knowledge compilation map. *JAIR*. 2002;.
- [14] Vergari A, Choi Y, Liu A, et al. A compositional atlas of tractable circuit operations for probabilistic inference. In: *NeurIPS*; 2021.
- [15] Chapelle O, Schlkopf B, Zien A. *Semi-supervised learning*. 1st ed. The MIT Press; 2010.
- [16] Grandvalet Y, Bengio Y. Semi-supervised learning by entropy minimization. In: *NeurIPS*; 2005.
- [17] Zhong Z, Chen D. A frustratingly easy approach for joint entity and relation extraction. *CoRR*. 2020;.
- [18] Walker C, Strassel S, Medero J, et al. *Ace 2005 multilingual training corpus*. LDC. 2006;.
- [19] Luan Y, He L, Ostendorf M, et al. Multi-task identification of entities, relations, and coreference for scientific knowledge graph construction. In: *EMNLP*; 2018.
- [20] Chang MW, Ratnikov L, Roth D. Guiding semi-supervision with constraint-driven learning. In: *Proceedings of the 45th ACL*; 2007.
- [21] Nishino M, Yasuda N, ichi Minato S, et al. Compiling graph substructures into sentential decision diagrams. In: *AAAI*; 2017.
- [22] Mattei N, Walsh T. *Preplib: A library of preference data* [HTTP://PREFLIB.ORG](http://preplib.org). In: *ADT*; 2013.
- [23] Pogančić MV, Paulus A, Musil V, et al. Differentiation of blackbox combinatorial solvers. In: *ICLR*; 2020.

- [24] He K, Zhang X, Ren S, et al. Deep residual learning for image recognition. In: CVPR; June; 2016.
- [25] Salimans T, Goodfellow I, Zaremba W, et al. Improved techniques for training gans. In: Advances in neural information processing systems; 2016. p. 2234–2242.
- [26] Mescheder L, Geiger A, Nowozin S. Which training methods for gans do actually converge? arXiv preprint arXiv:180104406. 2018;.
- [27] Nowozin S, Cseke B, Tomioka R. f-GAN: Training generative neural samplers using variational divergence minimization. In: Advances in neural information processing systems; 2016. p. 271–279.
- [28] Arjovsky M, Chintala S, Bottou L. Wasserstein generative adversarial networks. In: International conference on machine learning; 2017. p. 214–223.
- [29] Miyato T, Kataoka T, Koyama M, et al. Spectral normalization for generative adversarial networks. arXiv preprint arXiv:180205957. 2018;.
- [30] Vapnik VN, Chervonenkis AY. On the uniform convergence of relative frequencies of events to their probabilities. In: Measures of complexity. Springer; 2015. p. 11–30.
- [31] Li CL, Chang WC, Cheng Y, et al. Mmd gan: Towards deeper understanding of moment matching network. In: Advances in Neural Information Processing Systems; 2017. p. 2203–2213.
- [32] Summerville AJ, Snodgrass S, Mateas M, et al. The vglc: The video game level corpus. arXiv preprint arXiv:160607487. 2016;.
- [33] Chen X, Duan Y, Houthoofd R, et al. Infogan: Interpretable representation learning by information maximizing generative adversarial nets. In: Advances in neural information processing systems; 2016. p. 2172–2180.
- [34] De Cao N, Kipf T. MolGAN: An implicit generative model for small molecular graphs. arXiv preprint arXiv:180511973. 2018;.
- [35] Volz V, Schrum J, Liu J, et al. Evolving mario levels in the latent space of a deep convolutional generative adversarial network. In: Proceedings of the Genetic and Evolutionary Computation Conference; ACM; 2018. p. 221–228.
- [36] Kimmig A, Bach S, Broecheler M, et al. A short introduction to probabilistic soft logic. In: Proceedings of the NIPS Workshop on Probabilistic Programming: Foundations and Applications; 2012.
- [37] Rocktäschel T, Singh S, Riedel S. Injecting logical background knowledge into embeddings for relation extraction. In: Proceedings of the 2015 Conference of the NAACL; 2015.
- [38] Fischer M, Balunovic M, Drachler-Cohen D, et al. DL2: Training and querying neural networks with logic. In: ICML; 2019.
- [39] Diligenti M, Gori M, Saccà C. Semantic-based regularization for learning and inference. Artificial Intelligence. 2017;.
- [40] Donadello I, Serafini L, d’Avila Garcez A. Logic tensor networks for semantic image interpretation. In: IJCAI; 2017.
- [41] Giannini F, Diligenti M, Gori M, et al. On a convex logic fragment for learning and reasoning. IEEE Transactions on Fuzzy Systems. 2018;27(7):1407–1416.
- [42] Ahmed K, Li T, Ton T, et al. Pylon: A pytorch framework for learning with constraints. In: Proceedings of the 36th AAAI Conference on Artificial Intelligence (Demo Track); feb; 2022.
- [43] Ahmed K, Chang KW, Van den Broeck G. Semantic strengthening of neuro-symbolic learning. In: Proceedings of the 26th International Conference on Artificial Intelligence and Statistics; 2023.
- [44] Manhaeve R, Dumancic S, Kimmig A, et al. Deepproblog: Neural probabilistic logic programming. In: NeurIPS; 2018.
- [45] Dai WZ, Xu QL, Yu Y, et al. Tunneling neural perception and logic reasoning through abductive learning ; 2018.
- [46] Bošnjak M, Rocktäschel T, Naradowsky J, et al. Programming with a differentiable forth interpreter. In: Proceedings of the 34th ICML; 2017.
- [47] Ahmed K, Teso S, Chang KW, et al. Semantic probabilistic layers for neuro-symbolic learning. In: NeurIPS; 2022.
- [48] Hoernle N, Karampatsis RM, Belle V, et al. Multiplexnet: Towards fully satisfied logical constraints in neural networks. In: AAAI; 2022.
- [49] Giunchiglia E, Lukasiewicz T. Coherent hierarchical multi-label classification networks. Advances in Neural Information Processing Systems. 2020;33:9662–9673.
- [50] Ahmed K, Zeng Z, Niepert M, et al. Simple: A gradient estimator for k-subset sampling. In: ICLR; 2023.
- [51] Giunchiglia E, Lukasiewicz T. Multi-label classification neural networks with hard logical constraints. Journal of Artificial Intelligence Research. 2021;72:759–818.

- [52] Erkan A, Altun Y. Semi-supervised learning via generalized maximum entropy. In: Proceedings of the Thirteenth International Conference on Artificial Intelligence and Statistics; 2010.
- [53] Miyato T, Maeda Si, Koyama M, et al. Distributional smoothing with virtual adversarial training. In: ICLR; 2016.