
MedConceptsQA: Open Source Medical Concepts QA Benchmark

Ofir Ben Shoham

Department of Software and Information Systems Engineering
Ben-Gurion University of the Negev
benshoho@post.bgu.ac.il

Nadav Rappoport

Department of Software and Information Systems Engineering
Ben-Gurion University of the Negev
nadavrap@bgu.ac.il

Abstract

We present MedConceptsQA, a dedicated open source benchmark for medical concepts question answering. The benchmark comprises of questions of various medical concepts across different vocabularies: diagnoses, procedures, and drugs. The questions are categorized into three levels of difficulty: easy, medium, and hard. We conducted evaluations of the benchmark using various Large Language Models. Our findings show that pre-trained clinical Large Language Models achieved accuracy levels close to random guessing on this benchmark, despite being pre-trained on medical data. However, GPT-4 achieves an absolute average improvement of nearly 27%-37% (27% for zero-shot learning and 37% for few-shot learning) when compared to clinical Large Language Models. Our benchmark serves as a valuable resource for evaluating the understanding and reasoning of medical concepts by Large Language Models. Our benchmark is available at <https://huggingface.co/datasets/ofir408/MedConceptsQA>

1 Introduction

Large Language Models (LLMs) are trained on huge datasets and comprising billions of parameters. LLMs have demonstrated remarkable effectiveness across a range of language-related tasks, including question-answering and text generation [1]. Their applicability extends beyond traditional language domains to areas such as robotics, cybersecurity, law, and also medicine [2].

Clinical LLMs (CLLMs) are LLMs that are trained on medical datasets. To name a few: Meditron [3], BioMistral [4], BioMedGPT [5], GatorTron [6], and Meerkat [7]. CLLMs have shown their effectiveness to be used in tasks such as clinical text classification [8], medical chatbots, healthcare education, and clinical text generation [9].

Clinical data is frequently represented using standardized medical codes rather than natural language descriptions. Therefore, it's essential that CLLMs understand the meaning of these medical codes and their differences. One way to test the understanding of CLLMs is to evaluate their ability to interpret clinical codes.

Existing clinical benchmarks are available for evaluating CLLMs. For example, BioASQ-QA [10] is a manually curated corpus of Biomedical Question Answering (QA) for documented retrieval, text snippets extraction, and summarization. EmrQA [11] is a corpus for QA on Electronic Medical Records based on clinical notes. PubMedQA [12] is a dataset that contains biomedical QA based on PubMed abstracts. In addition to QA datasets, there are clinical datasets in other fields such as

classification [13] and summarization [14, 15]. Soroush et al. [16] used real clinical visit data to provide LLMs with a code description and prompted them to generate a billing code. They found that all general-purpose LLMs tested performed poorly at this task. Notably, they did not evaluate CLLMs that were trained on medical data and they only used zero-shot. We used a different approach for evaluation: our proposed benchmark includes a broader set of questions and answers relating to medical concepts and also the differences between them, spanning various levels of difficulty. Furthermore, our evaluation encompasses not only general-purpose LLMs but also CLLMs specialized for the medical domain. Unlike their focus on a single hospital site, our medical coding evaluation covers a wider scope and also contains drugs medical concepts. Additionally, our evaluation also incorporates few-shot learning and not only zero-shot learning. Moreover, Soroush et al. generated code from natural language descriptions (a task that is currently performed by human coders), while our study evaluates the "clinical understanding" of LLMs by investigate the inverse direction: selection the right description given a clinical code. In contrast to their approach, which assessed the capability of models to potentially replace human coders, our goal is to provide a more general estimation of the clinical reasoning abilities of LLMs.

In this study, we introduce MedConceptsQA, a benchmark for evaluating understanding and reasoning abilities in the medical domain. MedConceptsQA comprises over 800,000 questions and answers covering medical concepts, including ICD10 and ICD9 diagnoses codes, ICD9-PROC and ICD10-PROC procedures codes, and ATC drug codes. The benchmark includes questions categorized into three difficulty levels: easy, medium, and hard.

In addition, we evaluate different LLMs on the MedConceptsQA benchmark using zero-shot and few-shot learning. Surprisingly, we find that the current state-of-the-art CLLMs, as well as general LLMs except two, achieve performance levels comparable to Random guessing. Even medical fine-tuned models were not better than Random guessing. However, GPT-4 [17] outperforms all medical LLMs, despite its primary focus being a general LLM rather than specifically tailored to the medical domain like the others.

Contributions: In summary, we make three main contributions:

1. We propose a challenging open-source benchmark for evaluating LLMs on their understanding and reasoning of medical concepts. Additionally, our evaluation code is also open-source and available for any use.
2. Due to our large number of examples in the benchmark (more than 800,000), our benchmark can be utilized for training LLMs to comprehend medical concepts and the distinctions between them, making it suitable for techniques such as instruction-tuning [18].
3. We demonstrate that GPT-3.5 and GPT-4 outperform the current state-of-the-art CLLMs in understanding and reasoning about medical concepts, despite CLLMs being specifically designed for the medical domain.

2 MedConceptsQA Benchmark

The MedConceptsQA benchmark consists of multiple question-answering medical concepts datasets, categorized into three vocabularies: Diagnoses, Procedures, and Drugs. Within the Diagnoses category, it includes questions related to ICD9-CM and ICD10-CM medical codes. For Procedures, it covers ICD9-PROC and ICD10-PROC codes, and ATC for Drugs. Each vocabulary is further divided into three levels of difficulty: easy, medium, and hard. Table 1 illustrates the distribution of questions within the benchmark.

Each question is about a single medical code and contains four optional answers. The options are four descriptions of medical codes, where only one is the true description of the given medical codes, and the others are randomly chosen according to the category of difficulty of the specific level. The order of the options and the placement of correct answers are chosen randomly.

2.1 Difficulty Levels Creation

We represent the medical code vocabulary hierarchy as an undirected graph using PyHealth [19]. Each vocabulary is divided into three difficulty levels: easy, medium, and hard. The distinction lies in the options provided for the correct answer. For the easy level, the options are randomly chosen

Vocab	Level	Questions num
ATC	easy	6440
	medium	6440
	hard	5938
ICD10-CM	easy	94580
	medium	81757
	hard	88013
ICD10-PROC	easy	190987
	medium	190987
	hard	88582
ICD9-CM	easy	17736
	medium	17736
	hard	16858
ICD9-PROC	easy	4670
	medium	4670
	hard	4438

Table 1: The number of generated questions across different vocabularies and difficulty levels in the benchmark.

from all the medical concept codes within the vocabulary. For the medium level, we select alternative medical codes within a distance of three, four, or five edges from each node in the vocabulary. For the hard level, the required distance is reduced to two edges. This means that for the hard level, the candidates are closely related, sharing a common parent or a node and its grand-parent or a node and its grand-child. For example, one of the candidates for the medical code S46.211D in ICD10-CM is S46.212A, because these codes share a common parent. Figure 1 presents examples of questions for the same ICD10-CM code across each difficulty level. Algorithm 2.1 presents the pseudo-code we used to generate the questions based on the required distance for each level. We used this algorithm to create the medium and hard questions. Easy questions were generated by a uniform sampling of the codes across the entire codes' graph.

Algorithm 1 Generating Questions by Distance

```

1: function CREATEQUESTIONSBYDISTANCE(vocab_graph, required_edges_distance, num_of_options)
2:   Input: Vocabulary graph vocab_graph, Required edges distance: required_edges_distance,
   Number of options: num_of_options
3:   Output: List of generated questions
4:   nodes  $\leftarrow$  vocab_graph.nodes
5:   questions  $\leftarrow$   $\emptyset$ 
6:   for node in nodes do
7:     candidate_nodes  $\leftarrow$   $\emptyset$ 
8:     for candidate_node in nodes \ {node} do
9:       path_length  $\leftarrow$  get_shortest_path_length(node, candidate_node)
10:      if path_length in required_edges_distance then
11:        candidate_nodes  $\leftarrow$  candidate_nodes  $\cup$  {candidate_node}
12:      end if
13:    end for
14:    candidates_number  $\leftarrow$  length of candidate_nodes
15:    if candidates_number  $\geq$  num_of_options then
16:      options  $\leftarrow$  choose_random(candidate_nodes, num_of_options)
17:      question  $\leftarrow$  generate_question(node, options)
18:      questions  $\leftarrow$  questions  $\cup$  {question}
19:    end if
20:  end for
21:  return questions
22: end function

```

Easy	Medium	Hard
<p>What is the description of the medical code S46.211D in ICD10CM?</p> <ul style="list-style-type: none"> <input type="checkbox"/> A. Idiopathic aseptic necrosis of left ulna <input type="checkbox"/> B. Paralysis of vocal cords and larynx, bilateral <input type="checkbox"/> C. Poisoning by amphetamines, accidental (unintentional) <input checked="" type="checkbox"/> D. Strain of muscle, fascia and tendon of other parts of biceps, right arm, subsequent encounter 	<p>What is the description of the medical code S46.211D in ICD10CM?</p> <ul style="list-style-type: none"> <input checked="" type="checkbox"/> A. Strain of muscle, fascia and tendon of other parts of biceps, right arm, subsequent encounter <input type="checkbox"/> B. Injury of muscle(s) and tendon(s) of the rotator cuff of shoulder <input type="checkbox"/> C. Unspecified injury of muscle, fascia and tendon of other parts of biceps, left arm <input type="checkbox"/> D. Injury of muscle, fascia and tendon of triceps 	<p>What is the description of the medical code S46.211D in ICD10CM?</p> <ul style="list-style-type: none"> <input checked="" type="checkbox"/> A. Strain of muscle, fascia and tendon of other parts of biceps, right arm, subsequent encounter <input type="checkbox"/> B. Strain of muscle, fascia and tendon of other parts of biceps, right arm, initial encounter <input type="checkbox"/> C. Strain of muscle, fascia and tendon of other parts of biceps <input type="checkbox"/> D. Strain of muscle, fascia and tendon of other parts of biceps, right arm, sequela

Figure 1: Questions across three difficulty levels for the S46.211D medical code within the ICD10-CM vocabulary.

3 Experiments

In this section, we evaluate CLLMs on the MedConceptsQA benchmark. The CLLMs we use for evaluations are: BioMistral (BioMistral-7B-DARE) [4], BioMedGPT (BioMedGPT-LM-7B) [5], Gatortron (gatortron-large) [6], Llama3-OpenBioLLM (70B) [20], BioBert [21], Meerket (7B) [7], Meditron (70B) [3], Clinical-Longformer [22]. Additionally, we include GPT-3.5 and GPT-4 [17] for our evaluation, although the main focus of these models is to be general-purpose LLMs and not specifically focused on a clinical domain.

Our evaluation is based on zero-shot learning and few-shot learning for all the models. For zero-shot learning we contain the question and general instruction description. For few-shot learning we include 4 shots in the prompt and then the question we want to get the answer for. Figure 2a shows an example for zero-shot learning prompt for our drugs dataset (ATC) in the benchmark, and figure 2b shows an example for few-shot learning example from our benchmark, for ICD10-CM vocabulary.

3.1 Experiments Setup

For each dataset in the benchmark, we conduct zero-shot and few-shot evaluations at each difficulty level (easy, medium, and hard). We repeat each evaluation for each model three times and calculate a 95% confidence interval. Due to the large amount of resources required by some of the models, especially GPT4, we limit each type of test (vocabulary and difficulty and shots) to 250 randomly sampled Q&As. Few-shot learning is performed using 4-shot learning. All models except GPT-3.5 (gpt-3.5-turbo) and GPT-4 (gpt-4-0125-preview) were evaluated using HuggingFace [23] on RTX-6000 GPU, while GPT-3.5 and GPT-4 were inferred using the OpenAI API because these models are not provided as open-source. We use accuracy as the evaluation metric because the datasets in the benchmark are balanced, as we selected the placement of the correct answer randomly during the creation of the benchmark.

3.2 Aggregated Analysis

We perform zero-shot and few-shot evaluations for each model across all vocabularies and difficulty levels (easy, medium, hard). In this section, we present aggregated results for each model. The aggregation includes averaging both the accuracy and the 95% confidence interval. Figure 3 presents the results of zero-shot and few-shot learning evaluation. The full results across all the models, vocabularies, and difficulty levels can be found in the appendix (Table 3 for zero-shot learning and Table 3 for few-shot learning).

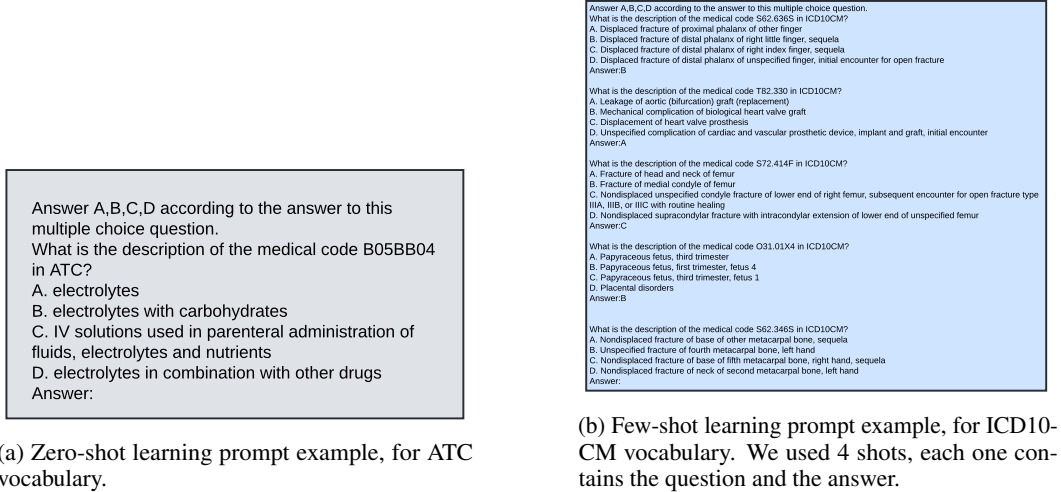


Figure 2: Examples of zero-shot and few-shot learning prompts.

The CLLMs achieve performance close to Random guessing. For zero-shot learning evaluation, None of the CLLMs outperforms the Random guessing threshold when considering the error rate (confidence intervals). However, both GPT-3.5 and GPT-4 outperform the CLLMs, with GPT-4 achieving the highest performance at 52.49% accuracy. This result represents a significant improvement over random guessing, with an absolute increase of 27.49%. In the case of few-shot learning, the results are similar for the CLLMs. However, GPT-3.5 shows an improvement in accuracy of 4.418% (absolute), and GPT-4 demonstrates absolute accuracy improvements of 9.422% between zero-shot and few-shot evaluations.

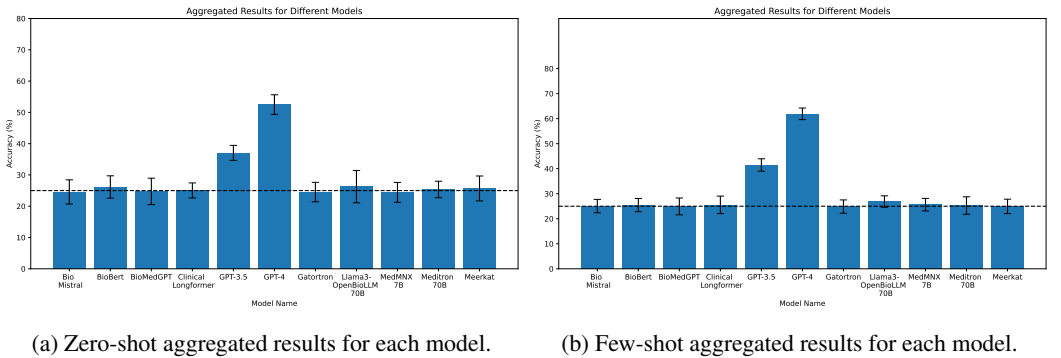


Figure 3: Aggregated results for zero-shot and few-shot evaluations. The vertical line represents the accuracy of random guessing for comparison.

3.3 Results for Difficulty Level

We create three difficulty levels (easy, medium, and hard) for each dataset in our benchmark. Figure 4 shows the results of all models across the different levels for both zero-shot and few-shot learning settings. Nearly all the CLLMs achieve random guessing accuracy across levels (considering error bars), except for LLaMA-3B OpenBioLLM-70B, which performs better than random guessing on the easy level under few-shot learning. GPT-3.5 and GPT-4 demonstrate improvement from zero-shot to few-shot learning, indicating that the 4-shot examples enhance their performance. Moreover, the performance of GPT-3.5 and GPT-4 deteriorates as task difficulty increases, validating that our benchmark levels indeed represent a gradual increase in complexity. In Section 3.5, we present a case study focusing on the ICD9-CM vocabulary and analyze results across difficulty levels.

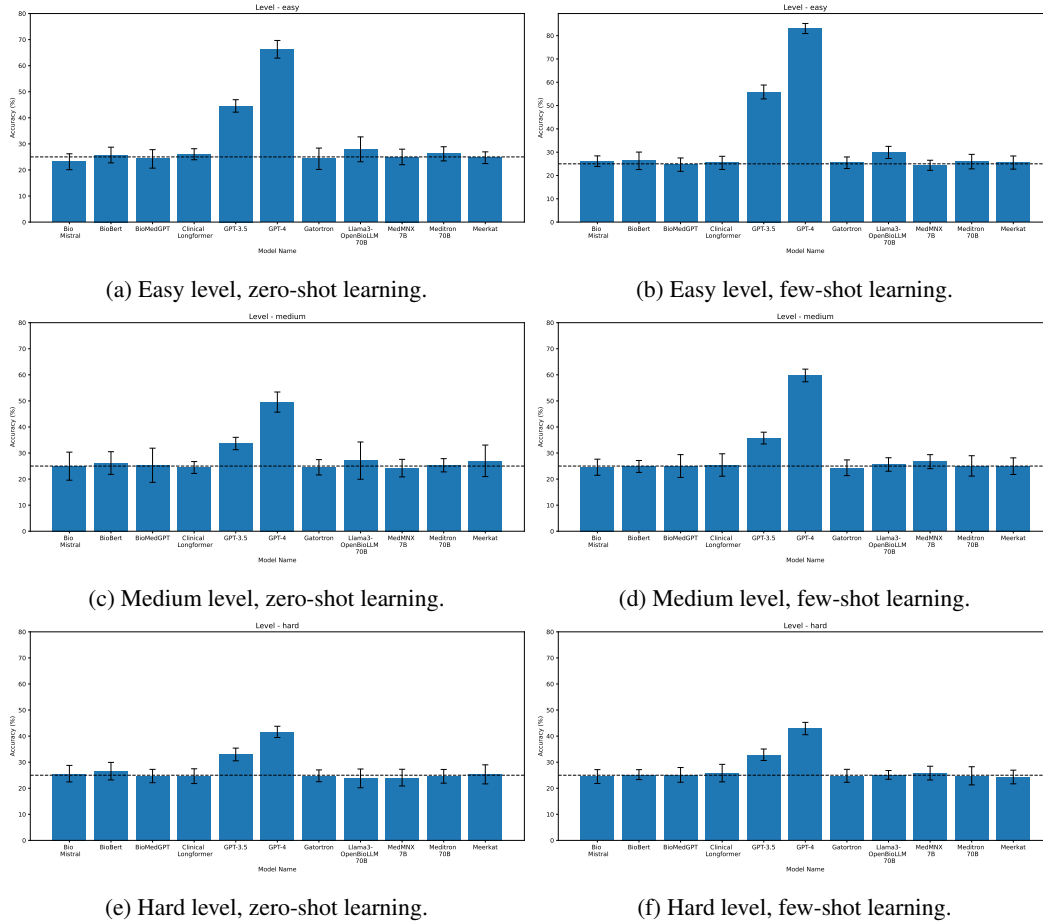


Figure 4: Zero-shot and few-shot results for each of the levels (easy, medium, and hard) with 95% confidence intervals over three runs. Results are aggregated over difficulty vocabularies.

3.4 Results for Different Vocabularies

The accuracy results for each vocabulary (ATC, ICD9-CM, ICD10-CM, ICD9-PROC, ICD10-PROC) are presented in Figure 5. The aggregation for the accuracy and 95% CI is for all the levels for each vocabulary. Also here, GPT-4 consistently outperform all other models across all vocabularies, with GPT-3.5 in second place. The CLLMs achieve performance close to random guessing. For ATC, GPT-4 get an accuracy of 45.6% with zero-shot learning but 62.045% with few-shot learning. In the case of ICD10-CM, GPT-4 demonstrates the highest accuracy at 73.022% with few-shot learning, while for ICD9-CM, it achieves 74.711%. For procedures medical codes (ICD9-PROC and ICD10-PROC), the performance is lower than the other vocabularies. The best model is also GPT-4 for both few-shot evaluations, achieving scores of 44.489% for ICD10-PROC and 55.289% for ICD9-PROC. Overall, these experiments show that almost all CLLMs achieve performance close to random guessing, not only in the overall aggregated score but also for each individual vocabulary. However, for ICD9-CM and ICD10-CM, Llama3-OpenBioLLM-70B outperformed random guessing.

3.5 Case Study: ICD9-CM Performance by Difficulty Level

Table 2 illustrates a case study of the ICD9-CM vocabulary and the performance of the models across these levels (easy, medium, and hard). The objective of these experiments is to highlight the diverse range of difficulty levels represented by the questions within our proposed benchmark. As depicted in this table, the results of both GPT-4 and GPT-3.5 decrease as the level becomes more challenging. For easy questions, GPT-4 achieves very high accuracy scores, with 98% for few-shot learning and 95.333% for zero-shot learning. However, for medium questions, which are more difficult than the

easy ones, GPT-4 achieves only 65.467% for zero-shot and 72.4% for few-shot learning. As for the hard level questions, the accuracy decreases dramatically, with only 47.467% for zero-shot and 53.733% for few-shot learning. This represents an absolute decrease of 44.267% in few-shot accuracy between the easy and hard questions, and 47.866% for zero-shot.

Table 2: Zero-shot and Few-shot learning results with 95% confidence intervals, for ICD9-CM vocabulary.

Model	Zero-shot			Few-shot		
	Easy	Medium	Hard	Easy	Medium	Hard
BioMistral	25.333 ± 2.144	24.933 ± 4.091	27.333 ± 2.045	25.6 ± 2.759	23.067 ± 1.593	26.8 ± 2.357
BioBert	23.333 ± 2.237	27.467 ± 5.257	26.133 ± 3.343	25.467 ± 6.81	25.067 ± 1.833	25.067 ± 1.458
Llama3-OpenBioLLM - 70B	31.2 ± 7.298	27.467 ± 9.174	23.467 ± 4.114	36.4 ± 0.454	26.533 ± 3.666	27.2 ± 1.571
BioMedGPT	24.0 ± 2.759	25.067 ± 2.579	22.133 ± 0.944	24.533 ± 5.412	24.267 ± 3.435	24.267 ± 2.046
Clinical-Longformer	25.2 ± 0.454	24.933 ± 3.404	24.667 ± 2.328	28.4 ± 1.636	26.533 ± 4.808	26.4 ± 1.2
GPT-3.5	64.0 ± 0.454	36.133 ± 1.309	40.533 ± 1.593	77.067 ± 3.282	40.267 ± 3.282	39.467 ± 1.718
GPT-4	95.333 ± 2.328	65.467 ± 2.283	47.467 ± 4.214	98.0 ± 1.2	72.4 ± 1.815	53.733 ± 2.499
Gatortron	24.667 ± 4.763	26.933 ± 4.806	26.133 ± 2.498	25.6 ± 2.078	26.0 ± 3.542	24.667 ± 3.464
MedMNX-7B	23.6 ± 5.499	24.4 ± 3.543	22.8 ± 4.374	24.267 ± 1.458	25.067 ± 1.593	25.2 ± 2.975
Meditron-70B	27.733 ± 4.655	25.2 ± 2.4	26.533 ± 3.694	27.067 ± 5.316	24.133 ± 4.634	22.0 ± 5.684
Meerkat	25.2 ± 2.079	27.467 ± 3.858	25.333 ± 2.498	26.667 ± 2.499	27.067 ± 0.693	24.133 ± 1.458

4 Discussion

With the proposed benchmark in this work, we evaluate the understanding of medical concepts across LLMs, including those not pre-trained on medical data. Our experiments show that the current state-of-the-art CLLMs are not adequate in understanding the meaning of medical concepts such as diagnoses, procedures, and drug codes, and the differences between them. The performances of these CLLMs were close to random guessing. However, GPT-3.5 and GPT-4 achieved better accuracy for our benchmark, although the accuracy is still not high enough in some cases. For example, the few-shot learning accuracy of GPT-4 for ICD10-PROC and ICD9-PROC is only 44.489% and 55.289%, respectively. Additionally, we present a case study of the ICD9-CM vocabulary, which shows a significant performance difference between GPT-4 and GPT-3.5 models across different difficulty levels, demonstrating that our benchmark indeed contains questions of varying difficulty.

In order to investigate why the CLLMs achieve a random guessing guess performance, we calculate the confusion matrix for three CLLMs (Meditron-70B, Meerkat-7B, and BioMistral-7B) for our case study vocabulary, ICD9-CM, under few-shot learning settings. We choose this level because it is the easiest level on the benchmark, and GPT-4 achieved very high accuracy, however, the CLLMs also achieved Random guessing performance on this level. Figure 6 shows the error analysis using three confusion matrices for Meditron-70B, BioMistral-7B-DARE, and Meerkat-7B on the ICD9-CM easy level. Meditron-70B almost always predicts the label B, and Meerkat-7B almost always predicts A or D but never predicts C. BioMistral-7B does not always predict the same label but predicts diverse answers among the given options (A, B, C, D). However, the answers from this model are mostly incorrect since it also achieved Random guessing accuracy. Our careful dataset design, incorporating diverse label representation through random sampling in the 4-shot examples, ensures that we did not inadvertently influence the models (Meditron-70B and Meerkat-7B) to consistently predict the same label for this dataset. We encourage further studies to investigate this issue, focusing on how effectively existing CLLMs follow instructions, whether in zero-shot or few-shot learning scenarios.

5 Limitations and Future Work

Limitations: We did not include all medical code vocabularies, for example, LOINC, which is a vocabulary for identifying medical laboratory observations. Additionally, our benchmark contains questions in only a single form.

Future Work: In this work, we demonstrated that CLLMs achieved random guessing performance on the MedConceptsQA benchmark. Future research should focus on improving CLLMs to attain a better understanding of medical concepts, aiming for performance comparable to or better than GPT-4, whose primary focus is not medical, unlike CLLMs. Additionally, since our benchmark is competitive and evaluates a LLMs understanding of medical concepts, we encourage new CLLMs to

include MedConceptsQA in their evaluation, with the aim of achieving superior results compared to current CLLMs.

6 Conclusion

In this study, we introduced MedConceptsQA, an open-source benchmark comprising over 800,000 questions spanning three difficulty levels. It was designed to evaluate the understanding and reasoning capabilities of LLMs on medical concepts across diagnoses, procedures, and drugs. Experimental results showed that state-of-the-art CLLMs, despite being pre-trained on medical data, achieved accuracy levels close to random guessing on this benchmark. However, general-purpose models (GPT-3.5 and GPT-4) outperformed CLLMs. Notably, GPT-4 exhibited the best performance, although its accuracy remained insufficient for certain datasets in our benchmark.

7 Reproducibility

The MedConceptsQA benchmark is available at <https://huggingface.co/datasets/ofir408/MedConceptsQA>.

Our code for creating this benchmark, and the evaluation code are available at the following link: <https://github.com/nadavlab/MedConceptsQA>.

References

- [1] Wayne Xin Zhao, Kun Zhou, Junyi Li, Tianyi Tang, Xiaolei Wang, Yupeng Hou, Yingqian Min, Beichen Zhang, Junjie Zhang, Zican Dong, et al. “A survey of large language models”. In: *arXiv preprint arXiv:2303.18223* (2023).
- [2] Jean Kaddour, Joshua Harris, Maximilian Mozes, Herbie Bradley, Roberta Raileanu, and Robert McHardy. “Challenges and applications of large language models”. In: *arXiv preprint arXiv:2307.10169* (2023).
- [3] Zeming Chen, Alejandro Hernández Cano, Angelika Romanou, Antoine Bonnet, Kyle Matoba, Francesco Salvi, Matteo Pagliardini, Simin Fan, Andreas Köpf, Amirkeivan Mohtashami, et al. “Meditron-70b: Scaling medical pretraining for large language models”. In: *arXiv preprint arXiv:2311.16079* (2023).
- [4] Yanis Labrak, Adrien Bazoge, Emmanuel Morin, Pierre-Antoine Gourraud, Mickael Rouvier, and Richard Dufour. “BioMistral: A Collection of Open-Source Pretrained Large Language Models for Medical Domains”. In: *arXiv preprint arXiv:2402.10373* (2024).
- [5] Yizhen Luo, Jiahuan Zhang, Siqi Fan, Kai Yang, Yushuai Wu, Mu Qiao, and Zaiqing Nie. “Biomedgpt: Open multimodal generative pre-trained transformer for biomedicine”. In: *arXiv preprint arXiv:2308.09442* (2023).
- [6] Xi Yang et al. “A large language model for electronic health records”. In: *npj Digital Medicine* 5.1 (2022), p. 194.
- [7] Hyunjae Kim, Hyeon Hwang, Jiwoo Lee, Sihyeon Park, Dain Kim, Taewhoo Lee, Chanwoong Yoon, Jiwoong Sohn, Donghee Choi, and Jaewoo Kang. “Small Language Models Learn Enhanced Reasoning Skills from Medical Textbooks”. In: *arXiv preprint arXiv:2404.00376* (2024).
- [8] Ofir Ben Shoham and Nadav Rappoport. “CpLLM: Clinical prediction with large language models”. In: *arXiv preprint arXiv:2309.11295* (2023).
- [9] Yuting He, Fuxiang Huang, Xinrui Jiang, Yuxiang Nie, Minghao Wang, Jiguang Wang, and Hao Chen. “Foundation Model for Advancing Healthcare: Challenges, Opportunities, and Future Directions”. In: *arXiv preprint arXiv:2404.03264* (2024).
- [10] Anastasia Krithara, Anastasios Nentidis, Konstantinos Bougiatiotis, and Georgios Paliouras. “BioASQ-QA: A manually curated corpus for Biomedical Question Answering”. In: *Scientific Data* 10.1 (2023), p. 170.
- [11] Anusri Pampari, Preethi Raghavan, Jennifer Liang, and Jian Peng. “emrQA: A Large Corpus for Question Answering on Electronic Medical Records”. In: *Proceedings of the 2018 Conference on Empirical Methods in Natural Language Processing*. 2018, pp. 2357–2368.

- [12] Qiao Jin, Bhuwan Dhingra, Zhengping Liu, William Cohen, and Xinghua Lu. “PubMedQA: A Dataset for Biomedical Research Question Answering”. In: *Proceedings of the 2019 Conference on Empirical Methods in Natural Language Processing and the 9th International Joint Conference on Natural Language Processing (EMNLP-IJCNLP)*. Ed. by Kentaro Inui, Jing Jiang, Vincent Ng, and Xiaojun Wan. Hong Kong, China: Association for Computational Linguistics, Nov. 2019, pp. 2567–2577. DOI: 10.18653/v1/D19-1259. URL: <https://aclanthology.org/D19-1259>.
- [13] Olumide E Ojo, Olaronke O Adebajji, Alexander Gelbukh, Hiram Calvo, and Anna Feldman. “MedAI Dialog Corpus (MEDIC): Zero-Shot Classification of Doctor and AI Responses in Health Consultations”. In: *arXiv preprint arXiv:2310.12489* (2023).
- [14] Diego Mollá, María Elena Santiago-Martínez, Abeer Sarker, and Cécile Paris. “A corpus for research in text processing for evidence based medicine”. In: *Language Resources and Evaluation* 50 (2016), pp. 705–727.
- [15] Amin Dada, Marie Bauer, Amanda Butler Contreras, Osman Alperen Koraş, Constantin Marc Seibold, Kaleb E Smith, and Jens Kleesiek. “CLUE: A Clinical Language Understanding Evaluation for LLMs”. In: *arXiv preprint arXiv:2404.04067* (2024).
- [16] Ali Soroush, Benjamin S Glicksberg, Eyal Zimlichman, Yiftach Barash, Robert Freeman, Alexander W Charney, Girish N Nadkarni, and Eyal Klang. “Large Language Models Are Poor Medical Coders—Benchmarking of Medical Code Querying”. In: *NEJM AI* (2024), AIdbp2300040.
- [17] Josh Achiam, Steven Adler, Sandhini Agarwal, Lama Ahmad, Ilge Akkaya, Florencia Leoni Aleman, Diogo Almeida, Janko Altmenschmidt, Sam Altman, Shyamal Anadkat, et al. “Gpt-4 technical report”. In: *arXiv preprint arXiv:2303.08774* (2023).
- [18] Shengyu Zhang, Linfeng Dong, Xiaoya Li, Sen Zhang, Xiaofei Sun, Shuhe Wang, Jiwei Li, Runyi Hu, Tianwei Zhang, Fei Wu, et al. “Instruction tuning for large language models: A survey”. In: *arXiv preprint arXiv:2308.10792* (2023).
- [19] Chaoqi Yang, Zhenbang Wu, Patrick Jiang, Zhen Lin, Junyi Gao, Benjamin Danek, and Jimeng Sun. “PyHealth: A Deep Learning Toolkit for Healthcare Predictive Modeling”. In: *Proceedings of the 27th ACM SIGKDD International Conference on Knowledge Discovery and Data Mining (KDD) 2023*. 2023. URL: <https://github.com/sunlabuiuc/PyHealth>.
- [20] Malaikannan Sankarasubbu Ankit Pal. *OpenBioLLMs: Advancing Open-Source Large Language Models for Healthcare and Life Sciences*. <https://huggingface.co/aaditya/OpenBioLLM-Llama3-70B>. 2024.
- [21] Jinhyuk Lee, Wonjin Yoon, Sungdong Kim, Donghyeon Kim, Sunkyu Kim, Chan Ho So, and Jaewoo Kang. “BioBERT: a pre-trained biomedical language representation model for biomedical text mining”. In: *Bioinformatics* 36.4 (2020), pp. 1234–1240.
- [22] Yikuan Li, Ramsey M Wehbe, Faraz S Ahmad, Hanyin Wang, and Yuan Luo. “A comparative study of pretrained language models for long clinical text”. In: *Journal of the American Medical Informatics Association* 30.2 (2023), pp. 340–347.
- [23] Thomas Wolf, Lysandre Debut, Victor Sanh, Julien Chaumond, Clement Delangue, Anthony Moi, Pierric Cistac, Tim Rault, Rémi Louf, Morgan Funtowicz, et al. “Huggingface’s transformers: State-of-the-art natural language processing”. In: *arXiv preprint arXiv:1910.03771* (2019).

8 Appendix

Table 3 presents the comprehensive zero-shot learning results for all models, vocabularies, and difficulty levels (easy, medium, and hard). Table 4 presents the few-shot learning results.

model	ICD9PROC			ICD9CM			ICD10PROC			ICD10CM			ATC		
	easy	medium	hard	easy	medium	hard	easy	medium	hard	easy	medium	hard	easy	medium	hard
BioMistral/BioMistral-7B-DARE	22.4 ± 2.08	24.8 ± 2.4	25.2 ± 3.54	25.33 ± 2.14	24.93 ± 4.09	27.33 ± 2.05	22.13 ± 3.52	19.47 ± 5.22	26.0 ± 4.08	23.07 ± 4.54	24.27 ± 2.88	25.47 ± 2.58	22.8 ± 2.97	31.33 ± 12.31	24.0 ± 3.6
HuggingFace/HuggingFace-7B-beta	23.0 ± 2.4	23.2 ± 3.18	26.07 ± 0.52	25.87 ± 4.54	27.07 ± 2.33	26.0 ± 1.64	25.3 ± 3.54	25.33 ± 3.02	26.0 ± 6.08	26.0 ± 2.27	26.13 ± 4.36	24.27 ± 1.05	26.4 ± 3.63	24.53 ± 3.02	26.8 ± 3.95
PharMistral/BioMedGPT4LM-7B	24.0 ± 3.63	23.73 ± 6.02	23.07 ± 2.14	24.0 ± 2.76	25.07 ± 2.58	22.13 ± 0.84	24.53 ± 5.22	29.47 ± 9.70	27.47 ± 2.28	22.8 ± 2.72	26.53 ± 4.47	25.6 ± 2.4	25.87 ± 3.43	21.73 ± 9.09	25.2 ± 4.59
UPNL/Pigatron-large	25.47 ± 3.67	27.73 ± 1.39	22.8 ± 0.45	24.67 ± 4.76	26.93 ± 4.81	26.13 ± 2.50	21.87 ± 5.63	24.53 ± 2.33	25.33 ± 1.89	25.87 ± 2.33	23.87 ± 2.77	26.53 ± 2.28	23.6 ± 4.08	19.6 ± 3.42	23.07 ± 3.18
aaditya/Llama3-OpenBioLLM-70B	25.87 ± 4.89	28.13 ± 9.30	24.53 ± 4.12	31.2 ± 7.30	27.47 ± 9.18	23.47 ± 4.12	25.47 ± 3.18	27.6 ± 7.20	22.8 ± 7.87	29.73 ± 3.86	26.27 ± 4.54	25.73 ± 0.69	27.33 ± 4.59	26.0 ± 5.52	22.4 ± 1.2
dms-lab/medcat-v1.1	25.2 ± 4.54	25.2 ± 3.18	27.73 ± 3.43	23.33 ± 2.24	27.47 ± 5.26	26.13 ± 3.84	26.27 ± 2.50	24.0 ± 5.52	24.93 ± 4.54	27.6 ± 1.64	28.13 ± 5.06	25.33 ± 2.58	26.27 ± 4.12	26.0 ± 2.72	26.07 ± 2.92
dms-lab/medcat-7b-v1.0	24.67 ± 3.67	25.2 ± 6.24	22.4 ± 4.74	25.2 ± 2.08	27.47 ± 3.86	25.33 ± 2.50	23.73 ± 1.39	29.73 ± 15.98	27.6 ± 2.53	24.67 ± 1.14	28.67 ± 1.39	25.47 ± 6.69	25.2 ± 2.97	24.0 ± 2.76	25.87 ± 1.83
epfl-llm/medtrion-7b	24.53 ± 6.04	26.67 ± 5.06	24.4 ± 1.36	27.73 ± 4.65	25.2 ± 2.4	26.53 ± 3.69	24.93 ± 1.31	27.87 ± 2.10	22.53 ± 0.52	25.87 ± 1.05	23.07 ± 0.52	25.6 ± 0.79	27.87 ± 0.52	23.73 ± 2.62	23.87 ± 6.41
epfl-llm/medtrion-7b	25.33 ± 3.86	25.87 ± 2.05	27.2 ± 2.83	26.53 ± 0.69	24.93 ± 2.28	25.07 ± 2.50	23.07 ± 4.98	25.47 ± 4.07	24.8 ± 1.36	25.47 ± 1.72	24.67 ± 9.13	28.27 ± 3.80	26.0 ± 2.4	27.73 ± 5.16	25.87 ± 3.28
gpt-3.5-turbo	31.2 ± 2.76	33.33 ± 1.14	29.07 ± 3.67	64.0 ± 0.45	36.13 ± 1.31	40.53 ± 1.59	24.0 ± 2.97	35.87 ± 3.67	28.53 ± 2.05	68.27 ± 3.02	37.6 ± 4.80	37.67 ± 2.05	35.33 ± 2.73	25.33 ± 0.94	29.6 ± 2.83
gpt-4o-125-preview	54.0 ± 6.28	40.13 ± 4.08	35.73 ± 0.94	95.33 ± 2.33	65.47 ± 2.28	47.47 ± 4.21	30.0 ± 3.14	42.27 ± 3.43	34.93 ± 1.14	94.27 ± 2.14	54.53 ± 4.54	56.4 ± 2.4	57.87 ± 3.02	45.33 ± 4.08	35.6 ± 2.08
johnsonslab/JSL-MedMNX-7B	22.67 ± 3.22	23.47 ± 1.39	22.53 ± 2.58	23.6 ± 5.50	24.4 ± 3.54	22.8 ± 4.37	27.07 ± 1.72	23.6 ± 3.54	26.27 ± 2.10	25.47 ± 3.02	24.67 ± 4.07	24.4 ± 1.2	26.13 ± 1.46	24.93 ± 4.29	24.4 ± 5.79
meta-llama/LLaMA-3-8B-Instruct	24.0 ± 1.57	28.27 ± 6.93	27.73 ± 5.83	26.67 ± 8.91	25.87 ± 3.46	26.67 ± 3.64	22.13 ± 2.92	32.67 ± 5.22	22.0 ± 9.47	27.6 ± 13.75	22.67 ± 6.42	24.8 ± 0.81	26.67 ± 5.67	25.2 ± 5.52	24.67 ± 3.86
ykaoai/Clinical-Longformer	26.4 ± 2.4	27.2 ± 1.2	24.0 ± 5.11	25.2 ± 0.45	24.93 ± 3.40	24.67 ± 2.83	24.4 ± 3.16	22.93 ± 3.78	31.27 ± 2.33	28.4 ± 2.53	24.0 ± 2.08	24.0 ± 1.36	25.73 ± 1.59	23.2 ± 0.91	26.27 ± 3.02

Table 3: Zero-shot learning full results for all the models, vocabularies, and levels.

model	ICD9PROC			ICD9CM			ICD10PROC			ICD10CM			ATC		
	easy	medium	hard	easy	medium	hard	easy	medium	hard	easy	medium	hard	easy	medium	hard
BioMistral/BioMistral-7B-DARE	29.467 ± 2.045	23.867 ± 3.694	25.6 ± 2.759	25.6 ± 2.759	23.067 ± 1.593	26.8 ± 2.356	26.8 ± 2.078	22.0 ± 2.078	21.067 ± 3.91	24.0 ± 3.6	26.0 ± 2.356	22.8 ± 3.142	24.8 ± 0.907	27.867 ± 5.707	26.133 ± 1.141
HuggingFace/HuggingFace-7B-beta	28.867 ± 3.02	23.733 ± 3.424	26.8 ± 0.454	24.133 ± 1.047	26.933 ± 6.267	25.4 ± 1.977	24.8 ± 2.759	23.2 ± 0.785	25.333 ± 2.645	23.333 ± 0.844	27.333 ± 2.498	26.533 ± 2.149	23.6 ± 1.2	24.933 ± 2.095	23.733 ± 1.141
PharMistral/BioMedGPT4LM-7B	23.467 ± 2.916	29.733 ± 7.539	24.667 ± 1.833	24.533 ± 5.41	24.267 ± 3.434	24.267 ± 2.045	24.4 ± 1.2	22.533 ± 3.962	24.667 ± 5.67	24.533 ± 1.593	22.4 ± 2.4	23.6 ± 1.635	26.267 ± 3.281	26.133 ± 4.443	24.4 ± 2.974
UPNL/Pigatron-large	25 ± 3.6	23.2 ± 2.25	24.533 ± 4.158	28.6 ± 2.078	26.0 ± 3.542	24.667 ± 3.664	29.067 ± 1.888	25.2 ± 3.175	23.867 ± 2.951	24.8 ± 1.635	24.0 ± 3.542	24.933 ± 0.999	29.667 ± 3.217	23.333 ± 2.283	25.867 ± 0.944
aaditya/Llama3-OpenBioLLM-70B	29.667 ± 2.217	25.333 ± 0.693	25.533 ± 1.141	36.4 ± 0.454	25.333 ± 3.666	27.2 ± 1.571	26.667 ± 1.399	26.667 ± 1.399	26.667 ± 1.399	31.867 ± 3.02	26.8 ± 1.6	24.8 ± 1.071	27.067 ± 2.343	23.067 ± 3.094	25.4 ± 0.785
dms-lab/medcat-v1.1	28.533 ± 3.341	23.867 ± 1.141	23.867 ± 2.127	25.467 ± 6.808	25.067 ± 1.833	25.067 ± 1.458	26.667 ± 1.385	25.6 ± 3.424	26.267 ± 1.047	24.8 ± 2.4	27.333 ± 3.087	27.333 ± 1.91	26.0 ± 4.799	22.4 ± 1.977	23.6 ± 0.785
dms-lab/medcat-7b-v1.0	26.4 ± 5.888	24.533 ± 1.717	24.933 ± 3.094	26.667 ± 2.408	27.067 ± 0.693	24.133 ± 1.458	26.267 ± 1.141	27.6 ± 7.71	23.867 ± 2.739	26.933 ± 2.498	22.133 ± 3.666	23.733 ± 4.066	23.467 ± 2.045	23.467 ± 2.143	24.933 ± 1.309
epfl-llm/medtrion-7b	25.2 ± 2.078	28.867 ± 0.944	26.533 ± 3.281	27.067 ± 5.315	24.133 ± 4.632	22.0 ± 5.682	27.067 ± 0.245	24.8 ± 3.927	25.333 ± 1.888	25.867 ± 3.962	26.133 ± 7.045	25.867 ± 4.72	24.533 ± 2.143	24.4 ± 2.974	24.133 ± 1.833
epfl-llm/medtrion-7b	24.4 ± 1.361	26.133 ± 3.003	25.6 ± 0.967	24.4 ± 2.721	22.8 ± 4.031	24.0 ± 1.2	25.467 ± 3.771	22.267 ± 9.991	23.733 ± 2.14	31.867 ± 4.632	24.133 ± 3.637	23.333 ± 1.021	24.667 ± 2.657	21.067 ± 9.157	23.733 ± 2.327
gpt-3.5-turbo	31.733 ± 6.69	31.067 ± 2.045	30.8 ± 0.907	77.067 ± 3.281	40.267 ± 3.281	39.467 ± 1.717	27.333 ± 0.262	28.533 ± 2.771	29.067 ± 2.771	76.0 ± 4.326	39.6 ± 1.635	39.067 ± 2.657	67.067 ± 0.944	39.2 ± 1.571	25.867 ± 2.951
gpt-4o-125-preview	80.0 ± 4.467	50.8 ± 1.814	35.067 ± 3.434	98.0 ± 1.2	72 ± 1.814	57.733 ± 2.498	46.8 ± 3.424	52.267 ± 1.458	34.4 ± 1.571	96.133 ± 0.944	63.867 ± 2.498	57.067 ± 2.38	92.4 ± 0.785	96.467 ± 4.443	34.267 ± 1.458
johnsonslab/JSL-MedMNX-7B	25.067 ± 0.262	25.6 ± 2.356	28.133 ± 3.523	24.267 ± 1.458	25.067 ± 1.593	25.2 ± 2.974	24.133 ± 3.857	27.6 ± 1.2	24.667 ± 3.185	26.0 ± 3.175	27.333 ± 4.065	25.6 ± 2.356	22.4 ± 2.078	27.867 ± 4.214	25.467 ± 1.141
meta-llama/LLaMA-3-8B-Instruct	27.6 ± 3.175	24.933 ± 5.41	25.6 ± 0.785	27.067 ± 1.833	24.267 ± 1.593	26.133 ± 1.141	24.8 ± 0.907	26.933 ± 4.995	26.133 ± 2.237	23.333 ± 0.944	21.867 ± 0.944	26.267 ± 4.654	26.133 ± 1.458	26.0 ± 8.276	25.733 ± 2.237
ykaoai/Clinical-Longformer	26.0 ± 4.031	24.8 ± 2.525	26.4 ± 1.977	24.4 ± 1.635	26.533 ± 4.807	26.4 ± 1.2	23.867 ± 3.857	24.933 ± 0.944	25.2 ± 2.078	24.533 ± 2.498	26.4 ± 1.71	25.733 ± 4.448	24.267 ± 0.995	24.4 ± 5.217	25.333 ± 6.09

Table 4: Few-shot learning full results for all the models, vocabularies, and levels.

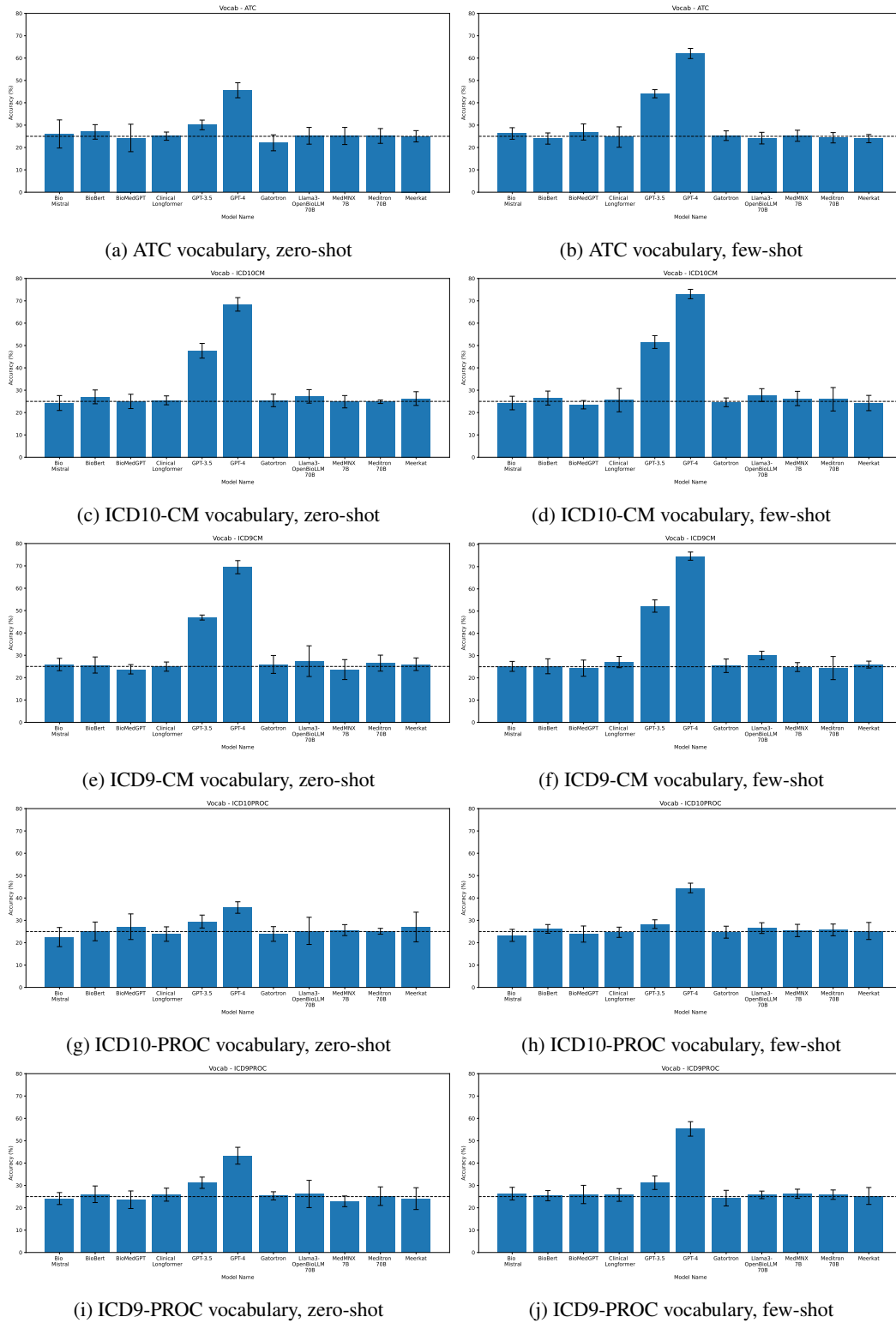
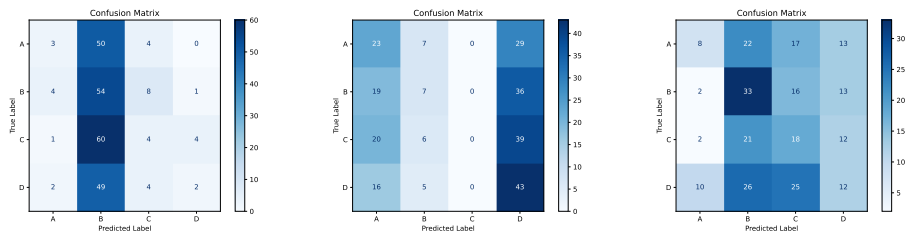


Figure 5: Zero-shot and few-shot results for each of the vocabularies with 95% confidence intervals over three runs. Results are aggregated over difficulty levels.



(a) Meditron-70B error analysis. (b) Meerkat-7B error analysis. (c) BioMistral-7B error analysis.

Figure 6: Error analysis (confusion matrix) of few-shot learning for ICD9-CM at the easy level, for three CLLMs that achieved random guessing performance on our benchmark.