

Handwriting Anomalies and Learning Disabilities through Recurrent Neural Networks and Geometric Pattern Analysis

Vasileios Alevizos
0000-0002-3651-2134

Akebu Simasiku
Zambia University,
Ndola, Zambia

Dimitra Malliarou
IntelliSolutions,
Athens, Greece

Antonis Messinis
HEDNO SA
Athens, Greece

Sabrina Edralin
University of Illinois,
Illinois, USA

Clark Xu
University of Wisconsin School of
Medicine and Public Health
Madison, Wisconsin, USA

Zongliang Yue
Harrison College of Pharmacy,
Alabama, USA

Abstract—Dyslexia and dysgraphia are learning disabilities that significantly impact reading, writing, and language processing capabilities. Dyslexia primarily affects reading, manifesting as difficulties in word recognition and phonological processing, where individuals struggle to connect sounds with corresponding letters. Dysgraphia, on the other side, affects writing abilities, leading to problems with letter formation, spacing, and alignment. Coexistence of these disorders complicates diagnosis. This necessitates a nuanced approach that can adapt to these changes and still accurately identify and differentiate between these disorders. This study utilizes advanced geometrical patterns and recurrent neural networks (RNN) to identify handwriting anomalies indicative of dyslexia and dysgraphia. Handwriting standardized features followed by feature extraction that focuses on baseline deviations, letter connectivity, stroke thickness and other anomalies into RNN-based autoencoder to identify irregularities. Initial results show the challenge associated with complex pattern adaptation.

Keywords—Learning Difficulties, Dyslexia, Dysgraphia, Abnormalities, Anomaly Detection.

I. INTRODUCTION

A. Poor Handwriting Association with Learning Disabilities

Dyslexia and dysgraphia are two distinct learning disorders that significantly impact an individual's ability to read, write, and process language. While each condition exhibits unique challenges, the two can sometimes coexist, creating a complicated mix of difficulties. Each condition has unique visual patterns.

Dyslexia, predominantly a reading disorder, manifests itself through noticeable struggles with word recognition and spelling, paired with difficulties in phonological processing. This processing challenge revolves around the ability to associate sounds with corresponding letters and words. Individuals with dyslexia frequently reverse letters and words

[1], causing them to mix up characters like *b* and *d*. It's also common for them to skip words or even entire lines while reading, disrupting comprehension. Words standing alone, stripped of contextual clues, often become unrecognizable, and reading remains a painstakingly slow process due to the additional mental energy required to decode every word.

Dysgraphia, rooted in the brain's wiring, hampers the ability to write coherently. Letter formation, spacing, and alignment of text become persistent issues that individuals often struggle with from an early age, despite dedicated practice and interventions [2]. It also impedes their fine motor skills and, consequently, handwriting. This writing disorder manifests in poor letter formation, where letters are inaccurately shaped or illegible. Inconsistent spacing appears both within words and between them, causing the text to become jumbled and disorganized. People with dysgraphia frequently mix uppercase and lowercase letters or vary the size of their characters significantly.

The co-occurrence of these conditions compounds the difficulties in reading, writing, and processing language, making day-to-day tasks challenging. A child or adult grappling with both dyslexia and dysgraphia may reverse letters while reading, then reproduce those same mistakes in their writing, adding to the confusion. Comprehending written instructions, producing legible assignments, or even communicating clearly through written words becomes an uphill battle.

B. Visual Diagnosis of Dylexia and Dysgraphia

Visual patterns of dyslexia and dysgraphia alone might appear straightforward, but it's much more challenging than it seems. Writers tend to vary in their style and approach, often swayed by shifts in mood or concentration. Grammatical errors are crucial indicators as well, playing a significant role in the diagnostic process. Since different languages have their own

distinctive scripts and letter formations, there's no universal solution that can apply to every case, complicating the process further. Modern educational trends leaning toward replacing natural handwriting with digital methods will only make this diagnostic challenge tougher in the future. Assessing dyslexia, for instance, requires a holistic approach led by qualified professionals like psychologists, educational diagnosticians, or speech-language pathologists. Such experts conduct thorough evaluations that may encompass handwriting assessments, standardized testing, and detailed interviews. In terms of handwriting alone, individuals with dyslexia often reveal irregular letter formations, reversals, inconsistent sizing, and poor spacing between words and letters.

Meanwhile, dysgraphia creates a whole other set of challenges when it comes to writing. As a learning disability that disrupts one's ability to produce coherent and readable handwriting, dysgraphia brings a distinct set of patterns that can include irregular letter sizes, inconsistent spacing, and awkwardly slanted characters. Dysgraphic frequently cross out words or erase excessively as they attempt to write, and their grip on the pencil is often too tight, impairing their control over the writing movement. The advancement of technology brings a rising trend continues to evolve, there's a growing trend toward minimizing the emphasis on natural handwriting in favor of digital tools. While this shift opens up new opportunities for people with learning disorders to express themselves, it could make detecting dyslexia and dysgraphia through traditional writing samples much trickier. CNN based models show promising results [3]. Despite the progress made in automated diagnosis, there is room for future experimentation. In another study authors rely on [4] on handwritten and geometric features through a Kekre-Discrete Cosine Transform model attaining an impressive 99.75% accuracy. Also, incorporating diverse data modalities [5] could improve accuracy. Quality features may generalize the model [6]. Further analytical features could capture sociocultural factors [7], [8]. However, while the performance is generally high, they heavily rely on monotonic data sources.

C. Contributions of Artificial Systems in Detection

With artificial intelligence hold the promise of improving the visual diagnosis, emerging applications have enabled rapid scanning of multiple samples to pinpoint patterns that indicate potential learning disabilities [9]. Researchers have harnessed deep learning (DL) and machine learning (ML) methodologies to enhance the accuracy of detection and support earlier identification. One study focusing on dysgraphia [10], employed feature extraction of key features tested on Random Forest model, they achieved remarkable accuracy in detecting signs of this writing disability with limited availability of training data. Another study [11] facilitated dyslexia detection with image processing and feature extraction, and the selected model, MobileNet V2 coupled with a single-shot detection (SSD) system resulted impressive precision. Further research proposed [12] a system that could assist those with dysgraphia to correct handwriting issues with combination of neural networks and spelling and grammar correction algorithms. Further research [13] explored pattern recognition techniques to reveal the subtle variations indicative of dysgraphia.

In this study, we experiment to identify handwriting anomalies associated with dyslexia and dysgraphia. The workflow (Figure 1) involves detailed inspection of writing features that play a significant role in the subsequent steps of classification.

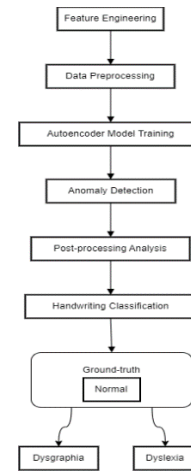


Figure 1 Workflow of handwriting anomalies detection starting with inspection of relevant features that will later be used on the upcoming steps of anomaly detection.

Our approach begins with image preprocessing, where the images are standardized using various techniques to avoid biases. To achieve that, resizing, converting to grayscale, and normalization was performed. The standardized images are then subjected to feature extraction. More specifically, baseline deviation (where characters deviate from an imaginary writing line), connectivity issues (when letters are improperly spaced), and stroke thickness variations are identified as indicative features. Futures then inspected for shapes, letter angles, and overall writing density. Letter rotation was assessed for more than 45 degrees or if there's notable inconsistency in stroke thickness. The extracted features are aggregated into a dictionary containing critical information like stroke width variability and word shape variability collecting every presence of handwriting impairments. The core classification process involves a neural network model tailored to analyze the extracted features and categorize the handwriting. Here, a custom RNN-based autoencoder structure analyzes the handwriting data. The encoder compresses high-dimensional inputs into a lower-dimensional feature representation, while the decoder reconstructs the data to its original form. This autoencoder learns patterns and irregularities specific to dysgraphia and dyslexia. Finally, the model output, combined with the extracted features, is processed through a loss function that assesses handwriting against predefined criteria. It considers not only conventional classification loss but also additional penalties for severe baseline deviation and letter connectivity issues. In essence, handwriting anomalies captured with different features per case distinguish between various forms of patterns.

II. METHODOLOGY

A. Building Blocks Ingredients

The chosen architecture, an RNN (Recurrent Neural Network) classifier [14] with an LSTM (Long Short-Term Memory) [15] layer, was selected due to its ability to capture sequential data. LSTM networks have an internal memory mechanism that makes them ideal for processing handwriting patterns, like letter formation, baseline deviations, and other temporal features. To bolster its efficacy, we also integrated an autoencoder structure (Figure 2). Autoencoders compress and then reconstruct data, which helps the model learn nuanced differences in writing patterns. The encoder uses convolutional layers to reduce input dimensions while retaining essential features, and the decoder reverses this process to restore data. Each convolutional layer's output feeds the subsequent LSTM layer, capturing both spatial and temporal features. During preprocessing, images converted to grayscale to eliminate unnecessary color information. The dataset was divided into two subsets, ensuring that model performance can be gauged accurately. Each image was resized to a consistent 256x256 resolution. During training, optimizer (Adam) [16] iteratively updates model weights, refining predictions by minimizing loss.

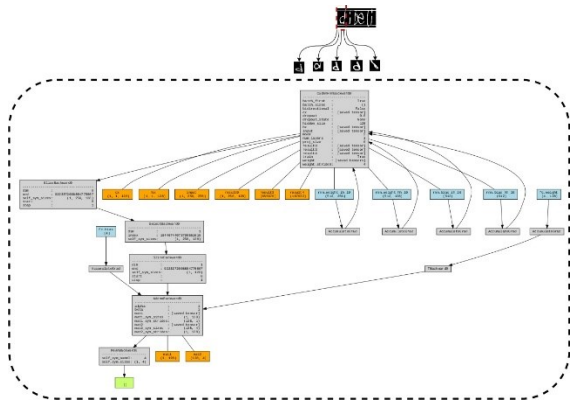


Figure 2 Computational graph visualization of a Recurrent Neural Network during backpropagation.

For evaluation, we measured accuracy of classification, precision, identifying the true positive rate among the predicted positives, The F1 score combines both precision and recall into one measure, and confusion matrix.

B. Dataset

For our experiments, we investigated handwriting anomalies across different conditions using a comprehensive dataset. The datasets [17], [18], [19], [20], [21], [22], [23], [24] comprised over 33,000 images, ranging from single characters to full sentences, and was divided into two sets, 80%, and 20%, respectfully. Our samples represented a range of handwriting patterns, including normal, dyslexia, low potential dysgraphia, and potential dysgraphia.

For normal handwriting, our data revealed that the average mean intensity was approximately 0.19, with a histogram sum averaging around 12,671. Despite the standard deviation of

mean intensity being relatively high, the variation in intensity showed significant differences between individual samples. The baseline deviation analysis for this class showed consistent handwriting flow and a notable vertical transition pattern with low variance.

In analyzing dyslexia-affected handwriting, we observed some distinct trends that set this group apart. The mean intensity in this group was lower than the normal group, at 0.17, with the histogram sum also reflecting a reduced value. A closer look into the standard deviation showed less consistent character formation and structure, which corroborates the common difficulties associated with recognizing letter patterns. These traits can be pivotal in refining feature extraction techniques. The vertical transitions for dyslexic handwriting were also markedly different, with erratic variations in writing lines due to frequent word skipping and letter reversals. In handwriting associated with low potential dysgraphia, we noted a significant reduction in mean intensity, reaching only 0.078 on average, with the histogram sum peaking around 5,100. The standard deviation of intensity was noticeably lower than other categories, indicating less variation in writing patterns. The characters' vertical transitions demonstrated a reasonably consistent formation. However, the uniformity was disrupted by occasional spikes in texture variance and baseline deviations.

Potential dysgraphia handwriting exhibited a slightly higher mean intensity than the low potential category, with the average hovering at around 0.107. The histogram sum was higher too, reaching an average of approximately 6,989. The vertical transitions remained more consistent than low potential dysgraphia but still indicated a general irregularity in the writing lines. This condition's baseline deviation and poor letter formation stood out, making the classification easier. From this analysis, several trends emerged that shape the feature extraction process. For one, the pronounced variations in mean intensity and histogram sum between the four classes form critical features to distinguish the different handwriting types. For example, reduced mean intensity was consistently associated with impaired writing abilities. The unique differences in vertical transitions, baseline deviations, and texture variance underscore the need for careful examination of spatial relationships between letters, which are often skewed in dysgraphia and dyslexia cases.

C. Process of Text Irregularities

The training process involves feeding batches of standardized handwriting images into the model, which extracts features and learns patterns associated with different handwriting conditions. Each batch is reshaped and fed through the RNN layers, which output classifications that guide the learning process. The confusion matrix, accuracy, and precision are computed after every training epoch to track the model's performance. Confusion matrices are particularly useful in this context as they illustrate how well the model differentiates between dyslexia, dysgraphia, and normal handwriting.

III. DISUCCION AND FUTURE DIRECTIONS

A. Interpration of Results

It is evident that the model's proficiency in differentiating between the typical handwriting and the other two main cases progressively enhances, which underscores both the quality of the training data and generalization on the presented features (as seen Figure 3). Initially, there is an increasing accuracy and a corresponding reduction in loss during the early epochs. However, as training progresses, a plateau in performance enhancement is observed. Once the model has assimilated the primary features, it encounters difficulties in further refining its predictions based on subtler differences in the data, which are less represented and more complex to learn. Slower adaptation rate correspond no significant improvement for the minority classes. High sensitivity is towards the normal class, as evidenced by the confusion matrix (Figure 4) where very few normal cases are misclassified as dyslexia or dysgraphia. However, while there is a steady enhancement in the specificity for dyslexia and dysgraphia, the recall for these classes does not improve as markedly. The observed differential adaptation speeds can be attributed to several factors. Primarily, the more robust or distinct feature representations of the normal class likely facilitate quicker learning compared to the subtler features of dyslexia and dysgraphia, which require more complex patterns within the network for effective learning. Furthermore, the imbalance in class sizes significantly impacts learning dynamics, as the model may overfit to the majority class while neglecting the minority classes.



Figure 3 Analysis of training dynamics showing loss decrease and accuracy increase over 120 epochs, rapid improvement is present at the beginning of training followed by stabilization as accuracy sharply increases.

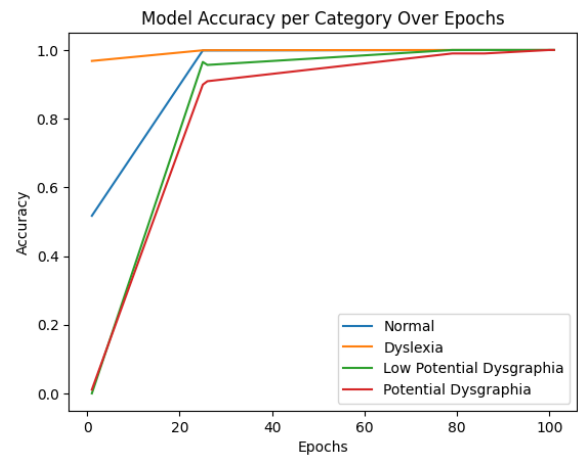


Figure 4 Comparative analysis of model accuracy across different handwriting conditions over epochs. Initially accuracy increases across all categories. Dyslexia and ground truth adapted fastest; low potential dysgraphia adapted slowest; normal handwriting performed best overall.

Over time, RNNs have shown good performance in sequence prediction tasks (as seen the confusion matrix Figure 4 Comparative analysis of model accuracy across different handwriting conditions over epochs. Initially accuracy increases across all categories. Dyslexia and ground truth adapted fastest; low potential dysgraphia adapted slowest; normal handwriting performed best overall.) but struggle with long-term dependencies and scaling due to vanishing gradients. Adding Convolutional Neural Networks (CNNs) or attention mechanisms, like those in Transformers, can significantly improve performance by enhancing feature extraction and adaptability across diverse classes.

B. Future Work

Future research could explore the integration of additional data modalities and the application of more complex neural architectures to enhance adaptability. Also, further investigation into emotional aspects, exploring whether writing style changes in different emotions could generalize specific patterns. By integrating advanced feature extraction techniques reveal new characteristic about pauses between strokes or variations in writing pressure, as both differ in individuals with dyslexia or dysgraphia.

REFERENCES

- [1] T. Helland, "Trends in Dyslexia Research during the Period 1950 to 2020—Theories, Definitions, and Publications," *Brain Sciences*, vol. 12, no. 10, p. 1323, Sep. 2022, doi: 10.3390/brainsci12101323.
- [2] T. Gargot *et al.*, "Acquisition of handwriting in children with and without dysgraphia: A computational approach," *PLoS ONE*, vol. 15, no. 9, p. e0237575, Sep. 2020, doi: 10.1371/journal.pone.0237575.
- [3] P. Yogarajah, "Deep Learning Approach to Automated Detection of Dyslexia-Dysgraphia".
- [4] A. Devi and G. Kavya, "Dysgraphia disorder forecasting and classification technique using intelligent deep learning approaches," *Progress in Neuro-Psychopharmacology and Biological Psychiatry*, vol. 120, p. 110647, Jan. 2023, doi: 10.1016/j.pnpb.2022.110647.
- [5] J. Kuntho, S. Al-Maadeed, S. Kuntho, Y. Akbari, and M. Saleh, "Automated systems for diagnosis of dysgraphia in children: a survey and novel framework," *IJDAR*, Apr. 2024, doi: 10.1007/s10032-024-00464-z.

- [6] H. A. Rashid, T. Malik, I. Siddiqui, N. Bhatti, and A. Samad, "DYSIGN: Towards Computational Screening of Dyslexia and Dysgraphia Based on Handwriting Quality," in *Proceedings of the 22nd Annual ACM Interaction Design and Children Conference*, Chicago IL USA: ACM, Jun. 2023, pp. 532–536. doi: 10.1145/3585088.3593890.
- [7] E. Lomurno, L. G. Dui, M. Gatto, M. Bollettino, M. Matteucci, and S. Ferrante, "Deep Learning and Procrustes Analysis for Early Dysgraphia Risk Detection with a Tablet Application," *Life*, vol. 13, no. 3, p. 598, Feb. 2023. doi: 10.3390/life13030598.
- [8] J. Danna, F. Puyjarinet, and C. Jolly, "Tools and Methods for Diagnosing Developmental Dysgraphia in the Digital Age: A State of the Art," *Children*, vol. 10, no. 12, p. 1925, Dec. 2023. doi: 10.3390/children10121925.
- [9] G. Richard and M. Serrurier, "Dyslexia and Dysgraphia prediction: A new machine learning approach," arXiv, Apr. 15, 2020. Accessed: Apr. 27, 2024. [Online]. Available: <http://arxiv.org/abs/2005.06401>
- [10] B. Agarwal, S. Jain, K. Beladiya, Y. Gupta, A. S. Yadav, and N. J. Ahuja, "Early and Automated Diagnosis of Dysgraphia Using Machine Learning Approach," *SN COMPUT. SCI.*, vol. 4, no. 5, p. 523, Jul. 2023. doi: 10.1007/s42979-023-01884-0.
- [11] Y. Alkhourayyif and A. R. W. Sait, "Deep Learning-Based Model for Detecting Dyslexia Using Handwritten Images," *Journal of Disability Research*, vol. 2, no. 4, 2023. doi: 10.57197/JDR-2023-0059.
- [12] R. Gupta, D. Mehrotra, R. Bouhamoum, M. Masmoudi, and H. Baazaoui, "Handwriting Analysis AI-Based System for Assisting People with Dysgraphia," in *Computational Science – ICCS 2023*, vol. 10475, J. Mikyška, C. De Mulatier, M. Paszynski, V. V. Krzhizhanovskaya, J. J. Dongarra, and P. M. A. Sloat, Eds., in *Lecture Notes in Computer Science*, vol. 10475, Cham: Springer Nature Switzerland, 2023, pp. 185–199. doi: 10.1007/978-3-031-36024-4_14.
- [13] T. B. T, U. Goel, V. U. Ms, V. Kulkarni, and K. Sooda, "Automated Detection of Dysgraphia Symptoms In Primary and Middle School Children," in *2024 International Conference on Emerging Smart Computing and Informatics (ESCI)*, Pune, India: IEEE, Mar. 2024, pp. 1–5. doi: 10.1109/ESCI59607.2024.10497397.
- [14] M. Schuster and K. K. Paliwal, "Bidirectional recurrent neural networks," *IEEE Trans. Signal Process.*, vol. 45, no. 11, pp. 2673–2681, Nov. 1997. doi: 10.1109/78.650093.
- [15] S. Hochreiter and J. Schmidhuber, "Long short-term memory," *Neural computation*, vol. 9, no. 8, pp. 1735–1780, 1997.
- [16] Z. Zhang, "Improved adam optimizer for deep neural networks," in *2018 IEEE/ACM 26th international symposium on quality of service (IWQoS)*, Ieee, 2018, pp. 1–2.
- [17] S. A. Ramlan, "Potential Dysgraphia Handwriting Dataset of School-Age Children." [object Object], Oct. 09, 2023. doi: 10.17632/39HR8DX76P.1.
- [18] P. Drotár and M. Dobeš, "Dysgraphia detection through machine learning," *Sci Rep*, vol. 10, no. 1, p. 21541, Dec. 2020. doi: 10.1038/s41598-020-78611-9.
- [19] S. W. Sihwi, K. Fikri, and A. Aziz, "Dysgraphia Identification from Handwriting with Support Vector Machine Method," *J. Phys.: Conf. Ser.*, vol. 1201, no. 1, p. 012050, May 2019. doi: 10.1088/1742-6596/1201/1/012050.
- [20] Patricia A. Flanagan, "NIST Handprinted Forms and Characters - NIST Special Database 19." [object Object], Aug. 18, 2016. doi: 10.18434/T4H01C.
- [21] M. S. A. B. Rosli, I. S. Isa, S. A. Ramlan, S. N. Sulaiman, and M. I. F. Maruzuki, "Development of CNN Transfer Learning for Dyslexia Handwriting Recognition," in *2021 11th IEEE International Conference on Control System, Computing and Engineering (ICCSCE)*, Penang, Malaysia: IEEE, Aug. 2021, pp. 194–199. doi: 10.1109/ICCSCE52189.2021.9530971.
- [22] N. S. L. Seman, I. S. Isa, S. A. Ramlan, W. Li-Chih, and M. I. F. Maruzuki, "Notice of Removal: Classification of Handwriting Impairment Using CNN for Potential Dyslexia Symptom," in *2021 11th IEEE International Conference on Control System, Computing and Engineering (ICCSCE)*, Penang, Malaysia: IEEE, Aug. 2021, pp. 188–193. doi: 10.1109/ICCSCE52189.2021.9530989.
- [23] I. S. Isa, M. A. Zahir, S. A. Ramlan, L.-C. Wang, and S. N. Sulaiman, "CNN comparisons models on dyslexia handwriting classification," *ESTEEM Academic Journal*, vol. 17, pp. 12–25, 2021.
- [24] I. S. Isa, W. N. S. Rahimi, S. A. Ramlan, and S. N. Sulaiman, "Automated detection of dyslexia symptom based on handwriting image for primary school children," *Procedia Computer Science*, vol. 163, pp. 440–449, 2019.