

Direct Learning of Mesh and Appearance via 3D Gaussian Splatting

Ancheng Lin, Jun Li

Abstract—Accurately reconstructing a 3D scene including explicit geometry information is both attractive and challenging. Geometry reconstruction can benefit from incorporating differentiable appearance models, such as Neural Radiance Fields and 3D Gaussian Splatting (3DGS). However, existing methods encounter efficiency issues due to indirect geometry learning and the paradigm of separately modeling geometry and surface appearance. In this work, we propose a learnable scene model that incorporates 3DGS with an explicit geometry representation, namely a mesh. Our model learns the mesh and appearance in an end-to-end manner, where we bind 3D Gaussians to the mesh faces and perform differentiable rendering of 3DGS to obtain photometric supervision. The model creates an effective information pathway to supervise the learning of both 3DGS and mesh. Experimental results demonstrate that the learned scene model not only achieves state-of-the-art efficiency and rendering quality but also supports manipulation using the explicit mesh. In addition, our model has a unique advantage in adapting to scene updates, thanks to the end-to-end learning of both mesh and appearance.

Index Terms—3D reconstruction, Gaussian splatting, Hybrid representation, Mesh-guided manipulation

I. INTRODUCTION

MESH is often the preferred choice in numerous geometry processing scenarios, as it carry explicit surface information. When building a 3D scene model that includes a mesh, it is challenging to directly learn from visual observation due to the complicated pipeline required to produce the synthetic views. Recently, neural surface reconstruction methods [28], [32] have been developed to represent scene geometry as an implicit signed distance function (SDF). These methods establish a connection with Neural Radiance Fields (NeRFs) [17], enabling effective image-based supervision for geometry learning. However, the geometry is learned indirectly, as it involves converting the SDF to a radiance field. Additionally, NeRF-based learning requires expensive ray-marching in the volumetric rendering. These factors lead to efficiency challenges in learning geometry and appearance.

3D Gaussian Splatting (3DGS) [14] has recently gained popularity due to its ability to render photorealistic images significantly faster than NeRFs. 3DGS employs an explicit representation called *Gaussians*, which represent anisotropic ellipsoids in 3D space. Gaussians enable efficient rendering due to their explicit nature and the highly parallelized splatting procedure. Despite the advantages in rendering quality and

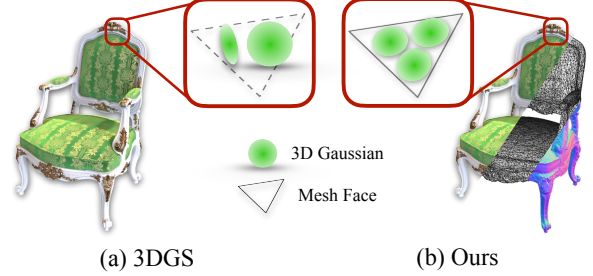


Fig. 1. The Gaussians and the underlying surface did not align well in the original 3DGS [14], whereas our hybrid representation explicitly restricts the Gaussians to the mesh faces. Our method benefits from the high-quality rendering of 3DGS and the controllability of a mesh.

speed, it is not straightforward to reconstruct object surfaces in the traditional form of Gaussians. This is because the 3DGS model imposes no explicit constraints on the structure of the Gaussians. As illustrated in Fig. 1, Gaussians that result in visually appealing rendering may be geometrically inaccurate – they can be inconsistent with any 2D manifold. Recently, some methods have incorporated regularization into the learning process of 3DGS. NeuSG [3] refines Gaussians using surface normals estimated by a jointly trained NeuS model [28], which notably increases the training time. SuGar [10] encourages Gaussians to align with the surface and subsequently converts them into a point cloud for Poisson Surface Reconstruction. Once a coarse mesh is extracted, an additional stage is required to learn surface appearance from scratch using a new set of Gaussians. This two-stage pipeline may introduce efficiency problems. It is worth noting that similar issues are encountered in existing downstream applications [20], [12], [8], [6], which perform meshing and Gaussian training separately. These challenges motivate us to design a more effective information pathway to supervise the learning of scene representations.

In this paper, we present a technique to explicitly bind Gaussians to mesh faces, enabling their simultaneous learning. Specifically, the mesh is extracted from a learnable SDF of objects using differentiable marching techniques. The 3D Gaussians are then constructed as disks that are regularly attached to the mesh faces, as shown in Fig. 1 (b). Since the 3DGS model is bound to the zero-level set of the SDF representing object surfaces, the photometric supervision applied to the 3DGS model simultaneously guides the reconstruction of both the appearance and geometry of a scene. In addition, we model the background elements using the original 3DGS, which is jointly learned with our proposed surface-bound

Corresponding author: Jun Li.

Ancheng Lin and Jun Li are with the School of Computer Science, Australian Artificial Intelligence Institute (AAIL), University of Technology Sydney, Sydney, NSW 2007, Australia (e-mail: ancheng.lin@student.uts.edu.au; jun.li@uts.edu.au).

Gaussians. This approach makes our method more practical compared to existing methods that require inconvenient foreground masks [19], [23]. As the mesh faces vary during training, the Gaussians dynamically bound to them struggle to learn per-Gaussian colors as effectively as in the original 3DGS. To address this issue, we employ a neural network to learn the scene’s appearance and predict Gaussian colors for rendering.

Extensive experiments show that our method achieves state-of-the-art rendering accuracy and produces high-quality meshes in indoor and outdoor scenes. Furthermore, it reduces total reconstruction time by 50% compared to recent methods and is over 10x faster than methods that rely on Neural SDFs and NeRFs [15], [28]. We also demonstrate that our method has a unique advantage in adapting to scene updates compared to other two-stage methods [10], [27].

In summary, our contributions are as follows:

- We present a framework for directly learning scene representations with mesh and Gaussian-based appearance in an end-to-end manner, while ensuring explicit alignment and correspondence between Gaussians and mesh faces.
- We propose a technique to model background appearance, extending the applicability of differentiable mesh extraction methods to outdoor scenes without the need for foreground masks.
- We introduce neural appearance model that predicts Gaussians colors, enhancing the robustness of the optimization process.

II. RELATED WORK

A. Scene Reconstruction via Radiance Field

Neural Radiance Field (NeRF) [17] is a significant advancement in 3D reconstruction. It uses neural networks to model the radiance field and yield high-fidelity images via volumetric rendering. Despite its outstanding rendering quality, NeRF requires a long time for training and rendering due to the large number of samples needed to query the neural network. Recent efforts to accelerate NeRF have employed explicit grids [7] or hybrids of grids and small MLPs [24], [18]. However, these computational accelerations might compromise image quality. In addition to improving speed, some works explore scene manipulation and composition within NeRF [31], but these are still not convenient for downstream applications. This has led to another series of works [26], [28] that connect NeRF with a mesh, which will be discussed in the next section.

Recently, 3D Gaussian Splatting (3DGS) [14] employs anisotropic Gaussians to model an explicit radiance field, achieving real-time rendering and enhanced quality. The explicit nature of 3DGS makes it suitable for various domains such as SLAM [13] and AIGC [5], where efficiency and controllability are crucial. However, directly manipulating 3DGS is challenging due to the vast number of Gaussian components involved. Hence, existing applications like Avatars [20], VR [12], and physics simulations [8], [6] leverage mesh guidance to manipulate the scene more effectively.

B. Image-based Surface Reconstruction

Reconstructing surfaces from images is a fundamental task in computer vision. Traditional methods, such as Multi-view Stereo (MVS) [2], [22], estimate depth maps or extract voxel grids based on correspondences between images. However, their quality is heavily dependent on the accuracy of image matching, and the use of voxel grids is often constrained by their cubic memory requirements. Recent advancements [19], [23] utilize differentiable isosurface extraction to directly optimize surface meshes under image supervision. Nonetheless, these methods are mainly for single objects due to the substantial memory demands of larger scenes.

Methods represented by NeuS [28], [29], [15] introduce a hybrid representation by transforming a Signed Distance Function (SDF) into a density field, adopting the learning pipeline of NeRFs. These techniques can model view-dependent appearances and also allow for the extraction of meshes from the SDF, making them suitable for downstream applications. To enable real-time rendering, some approaches [32], [21], [26] bake the appearance from a trained NeRF into the mesh textures. However, they typically require extensive training times and might reduce rendering quality.

Several studies have achieved mesh reconstruction using 3DGS models. DreamGaussian [25] evaluates the density value of grid nodes using a mixture of neighborhood Gaussians and employs the Marching Cubes algorithm [16] to extract the isosurface. However, similar to NeRFs, the resulting density field may not accurately reflect the surface, leading to unsatisfactory surface quality in complex scenes. NeuSG [3] jointly learns NeuS and 3DGS models while introducing a regularization term to ensure consistency between the Gaussian orientation and the surface normal predicted by NeuS. This joint optimization significantly extends the training duration to over ten hours. Most recently, SuGaR [10] regularizes Gaussians using derived SDF values to align them with the surface and then treats the Gaussians as a point cloud for Poisson Surface Reconstruction. However, SuGaR requires the training of an additional set of Gaussians that are bound to the extracted mesh faces.

We also highlight the differences between our method and the recent works SuGaR [10] and GaMeS [27], which both construct a hybrid representation of Gaussians and mesh. Existing works first extract the mesh or directly use the ground-truth mesh and then learn Gaussian-based appearance from scratch. In contrast, our approach simultaneously learns such a hybrid representation in an end-to-end manner. We will demonstrate that our method achieves a more efficient pipeline and better performance.

III. PRELIMINARY

A. 3D Gaussian Splatting

3D Gaussian Splatting (3DGS) [14] represents the 3D scene using a collection of Gaussians, each defined as a density function in \mathbb{R}^3 :

$$G(\mathbf{x}) = \exp \left\{ -\frac{1}{2}(\mathbf{x} - \boldsymbol{\mu})^T \boldsymbol{\Sigma}^{-1}(\mathbf{x} - \boldsymbol{\mu}) \right\} \quad (1)$$

where $\boldsymbol{\mu}$ is a center position (mean), and $\boldsymbol{\Sigma}$ denotes a 3D covariance matrix. To model scene appearance, each Gaussian is associated with an opacity $\alpha \in [0, 1]$, and a view-dependent color \mathbf{c} , which is parameterized with a set of Spherical Harmonics coefficients (SHs) $\{\mathbf{y}_i^m \in \mathbb{R}^3\}_{0 \leq l \leq l_{\max}}^{-l \leq m \leq l}$ [7].

The interaction of a ray with a Gaussian can be characterized by integrating the Gaussian’s density function $G(\mathbf{x})$. This leads to an efficient imaging model that projects Gaussians into 2D image space, resulting in 2D Gaussians with covariance calculated as:

$$\boldsymbol{\Sigma}' = \mathbf{J}\mathbf{W}\boldsymbol{\Sigma}\mathbf{W}^T\mathbf{J}^T, \quad (2)$$

where \mathbf{W} represents the current viewing transformation, and \mathbf{J} is the Jacobian for an affine approximation to the projective transformation [33].

To query the color of a pixel at location $\mathbf{x}' \in \mathbb{R}^2$ on image \mathbf{I} , a sorted list \mathcal{S} of contributing Gaussians is determined based on their depths. The color of this pixel is then computed as follows:

$$\mathbf{I}(\mathbf{x}') = \sum_{i \in \mathcal{S}} \mathbf{c}_i \alpha'_i \prod_{j=1}^{i-1} (1 - \alpha'_j), \quad (3)$$

where \mathbf{c}_i is the color of the i -th Gaussian, and α'_i is the opacity contributed by the Gaussian, computed by:

$$\alpha'_i = \alpha_i \exp \left\{ -\frac{1}{2} (\mathbf{x}' - \boldsymbol{\mu}'_i)^T \boldsymbol{\Sigma}'_i^{-1} (\mathbf{x}' - \boldsymbol{\mu}'_i) \right\}, \quad (4)$$

where α_i and $\boldsymbol{\mu}'_i$ denote the learnable opacity and the projected center of the i -th Gaussian, respectively.

Using images from known camera poses, the parameters of the Gaussians are adjusted to align rendered and observed images \mathbf{I}_{GT} by minimizing the photometric loss:

$$\underset{\alpha, \boldsymbol{\mu}, \mathbf{c}, \boldsymbol{\Sigma}}{\text{minimize}} \mathcal{L}_{\text{photo}}(\mathbf{I}, \mathbf{I}_{\text{GT}}). \quad (5)$$

The optimization variables for covariance matrix $\boldsymbol{\Sigma}$ include a quaternion \mathbf{q} and a 3D vector \mathbf{s} , which relate to the objective through a change of variables:

$$\boldsymbol{\Sigma} = \mathbf{R}\mathbf{S}\mathbf{S}^T\mathbf{R}^T, \quad (6)$$

where \mathbf{R} and \mathbf{S} are the rotation and scaling matrices derived from \mathbf{q} and \mathbf{s} .

B. Signed Distance Function

The Signed Distance Function (SDF) is a scalar field that defines the distance from any point in space to the nearest surface of an object. The sign of the distance indicates whether the point is inside or outside the object. Formally, given a point \mathbf{x} in 3D space, the SDF value is defined as:

$$D(\mathbf{x}) = \begin{cases} +d(\mathbf{x}, \partial\Omega) & \text{if } \mathbf{x} \in \mathbb{R}^3 \setminus \Omega \\ -d(\mathbf{x}, \partial\Omega) & \text{if } \mathbf{x} \in \Omega \end{cases} \quad (7)$$

where $d(\mathbf{x}, \partial\Omega)$ is the Euclidean distance from \mathbf{x} to the surface $\partial\Omega$ of the object Ω .

Directly learning a mesh from images is challenging. A common paradigm is to optimize a parameterized SDF and then extract a triangle mesh approximating the level set of

that function. Notable examples include recent works that use differentiable marching techniques [30], [23], [19] and the conversion from SDF to neural radiance fields [15], [28], [29].

IV. METHOD

The proposed method aims to obtain a set of Gaussians that strictly align with object surfaces. Specifically, these surfaces are constructed with triangle meshes, and the Gaussians are precisely defined in relation to the mesh faces.

As illustrated in Fig. 2, our method includes modular differentiable steps, allowing the model to learn from images as in the original 3DGS. Let the 3D scene of interest be within a region $U \subset \mathbb{R}^3$. The model consists of:

- 1) a scalar field of signed distance function $D : U \mapsto \mathbb{R}$, which relates locations to the presence of objects;
- 2) a triangle mesh $G = (\mathcal{V}, \mathcal{F})$ derived from D , where vertices $\mathcal{V} = \{\mathbf{v}_1, \dots, \mathbf{v}_V\} \subset \mathbb{R}^3$ and faces $\mathcal{F} = \{\mathbf{f}_1, \dots, \mathbf{f}_F\}$, with each \mathbf{f} denoting a triplet of indices within $[1, \dots, V]$;
- 3) a constrained 3DGS model where the Gaussians are attached to the faces in \mathcal{F} ;
- 4) a neural appearance model, which maps a Gaussian center to spherical harmonics coefficients.

A. Signed Distance Function and Differentiable Mesh Computation

The geometry of the scene consists of object surfaces, represented as the zero-level sets of the signed distance function, denoted by $\{\mathbf{x} | D(\mathbf{x}) = 0\}$. We represent D using an explicit format: for a set of points $\{\mathbf{x}_n\}_{n=1}^N$, which correspond to the nodes of a regular 3D grid, the function values $\{s_n\}_{n=1}^N$ are specified. For a generic location \mathbf{x} , $D(\mathbf{x})$ is computed by interpolation from the eight nodes of the grid cell enclosing \mathbf{x} . Therefore, the value set $\{s_n\}_{n=1}^N$ forms a parametric representation of D .

Given the SDF, the object surfaces are implicitly defined by its zero-level set. However, a practical 3D scene model requires explicit geometry to be incorporated into the computational pipelines for rendering and learning. A traditional method to recover a discrete surface representation for a given SDF is the Marching Cubes algorithm [16], which results in a triangle mesh consistent with a 2D manifold. In contrast, this work involves not just recovering a surface but also *learning the SDF*. This requires the model to adjust the SDF parameters $\{s_n\}_{n=1}^N$ to make the resultant surfaces vary according to desired updates. Therefore, we adopt the recently proposed FlexiCubes [23] as the differentiable surface extractor.

Additionally, we address two substantial challenges of modeling outdoor and realistic scenes when learning the SDF: (1) For real-world scenes, especially unbounded outdoor environments, the scale of the background ($\mathbb{R}^3 \setminus U$) is significantly large and costly to represent using an explicit mesh unified with the foreground U . Existing methods often manually exclude the background using known foreground segmentation masks [19], [23]. This approach is inconvenient in practice, and visual modeling of the background is still necessary for tasks such as scene image synthesis. (2) As the scale of

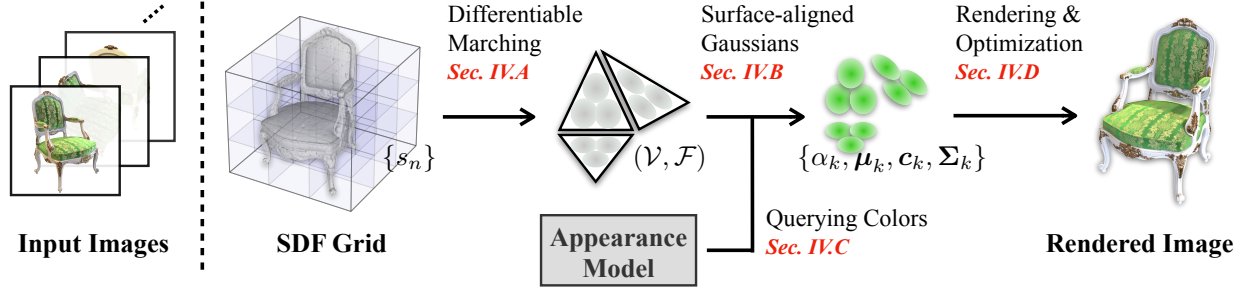


Fig. 2. Method Overview. The mesh is derived from a learnable SDF grid using a differentiable marching algorithm. Gaussians are created from the mesh faces, ensuring their alignment with the surface. A neural appearance model determines colors for Gaussians, which are then used to render an image.

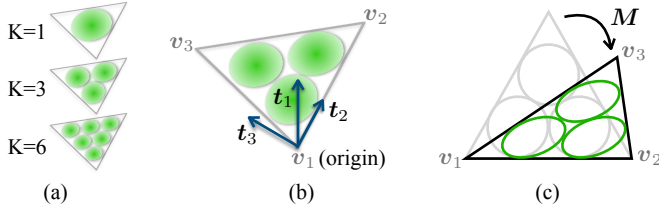


Fig. 3. Sub-figure (a) shows using $K = 1, 3, 6$ Gaussians to represent the appearance of a triangle face, (b) defines a local coordinate frame, and (c) illustrates applying linear transformation M to let Gaussians adapt to the irregular triangle. See Sec. IV-B for more details.

U increase, the memory required to execute differentiable marching algorithms grows significantly.

We address challenge (1) by incorporating an additional set of Gaussians to handle the visual components from the background. Specifically, we construct background Gaussians $\mathcal{G}\mathcal{S}_{\text{bg}} = \{\alpha_k, \mu_k, c_k, \Sigma_k\}$ using the original form of 3DGS. Due to their explicit nature, $\mathcal{G}\mathcal{S}_{\text{bg}}$ can be directly combined with the foreground Gaussians $\mathcal{G}\mathcal{S}_{\text{fg}}$ attached to the mesh (detailed in the next section), enabling rendering and training.

For challenge (2), we apply two schemes in the use of the SDF grid to mitigate the storage and computational demands, thus enabling a larger scale of U :

a) *Visible Node Optimization*: During each training iteration, only the scene elements within a single camera’s viewing frustum are learning. Therefore, we extract mesh faces only from the visible grid nodes in $\{\mathbf{x}_n\}_{n=1}^N$ using the camera’s intrinsic and extrinsic parameters.

b) *Coarse-to-fine Grid*: Starting with a high-resolution grid can lead to redundant faces, causing unstable learning and memory issues. To address this, we begin with a low-resolution grid and progressively increase the resolution during training. The resolution is enhanced by linearly interpolating between the nodes of the current grid and the refined grid.

More technical details can be found in the appendix.

B. Gaussians Consistent with Scene Geometry

As shown in Fig. 3 (a), we employ K Gaussians to represent the surface appearance within a triangle (v_1, v_2, v_3) , where K depends on desirable level of detail.

The centers of the Gaussians are placed at specific barycentric coordinates within the triangle. Let these barycentric coordinates be $\xi_1, \dots, \xi_K \in \mathbf{S}^2$, where \mathbf{S}^2 is the 2-simplex:

$\mathbf{S}^2 = \{(x_1, x_2, x_3) | x_n \geq 0, x_1 + x_2 + x_3 = 1\}$. In the world coordinate system, the center of a Gaussian is computed as:

$$\mu_k = [v_1, v_2, v_3] \cdot \xi_k. \quad (8)$$

Note that although the barycentric coordinates $\{\xi_k\}$ are fixed, the centers $\{\mu_k\}$ depend on the mesh vertices v_1, v_2, v_3 , which in turn depend on the SDF field. The configurations of $\{\xi_k\}$ for different K values can be found in the appendix.

Before determining the Gaussian covariances, we introduce a local coordinate frame as illustrated in Fig. 3 (b). This frame has its origin at v_1 . The axes of the frame are denoted as $t_i = \tilde{t}_i / \|\tilde{t}_i\|$, $i \in \{1, 2, 3\}$, where

$$\tilde{t}_1 = \mathbf{a} \times \mathbf{b}, \quad \tilde{t}_2 = \mathbf{a}, \quad \tilde{t}_3 = (\mathbf{a} \times \mathbf{b}) \times \mathbf{a}, \quad (9)$$

where $\mathbf{a} \equiv v_2 - v_1$, $\mathbf{b} \equiv v_3 - v_1$, and \times denotes the cross product. The rotation matrix from local space to world space is then $\mathbf{R}_{t2w} = [t_1, t_2, t_3]$.

If the angles of a triangle are all close to $\pi/3$, the Gaussian covariances in the local coordinate frame can be naturally defined as $\Sigma_e = \text{diag}(\epsilon, r^2, r^2)$, representing a thin layer of Gaussian surrounding a small area of the surface. The choice of r is empirical. For triangles with a more irregular aspect ratio, where the area is challenging to approximate by a disc, it is beneficial to apply a linear transformation M on Σ_e as visualized in Fig. 3 (c). Hence, the covariance matrix in world coordinate system is given by:

$$\Sigma = \mathbf{R}_{t2w} M \Sigma_e M^T \mathbf{R}_{t2w}^T. \quad (10)$$

The derivation of matrix M can be found in the appendix.

C. Gaussian Appearance Model

In the original 3DGS model, the per-Gaussian colors $\{c_k\}$ are optimized directly because the Gaussians remain consistent throughout the training process. However, in our framework, the Gaussians are dynamically constructed from the evolving SDF. Unlike scene geometry, where gradients from the Gaussian centers $\{\mu_k\}$ flow back through the same parametric representation $\{s_n\}_{n=1}^N$ of the SDF, this dynamic construction makes continuous color optimization difficult.

Specifically, the key challenges we face is the lack of direct connections between Gaussians derived from $(\mathcal{V}_t, \mathcal{F}_t)$ and those from $(\mathcal{V}_{t-1}, \mathcal{F}_{t-1})$, where t denotes the t -th training step. A straightforward approach to overcome this would be to

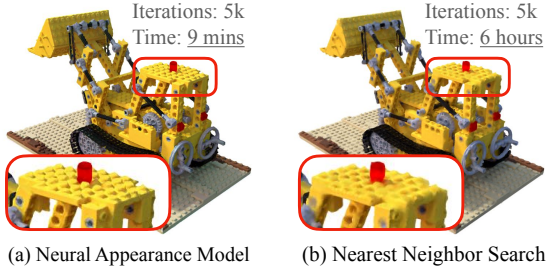


Fig. 4. Comparison between two approaches to learn appearance.

compute colors based on their neighboring Gaussians from the previous step, formulated as $c_{i,t} = \frac{1}{|\mathcal{N}|} \sum_{j \in \mathcal{N}} c_{j,t-1}$, where $c_{i,t}$ denotes the color of the i -th Gaussian at step t , and \mathcal{N} is the set of neighbors based on the Gaussian centers. However, this approach presents two significant drawbacks: it requires substantial computation due to the neighbor search between two large sets of Gaussians, averaging colors within a local region might lead to low effectiveness in learning scene details, as shown in Fig. 4 (b).

To address these challenges, we introduce a neural appearance model, $\mathcal{A} : \mathbb{R}^3 \mapsto \mathbb{R}^d$, with d representing the number of the used Spherical Harmonics coefficients. At each step, we determine the color as $c = \mathcal{A}(\mu)$ for the Gaussian centered at μ . Thus, the appearance of Gaussians depends on the learnable parameters within \mathcal{A} , which remain consistent during training.

We implement \mathcal{A} using hash-grid positional encoding [18] and a lightweight MLP to enhance efficiency and achieve a compact and continuous representation, inspired by Nvdiffray [19]. This neural appearance model can be robustly learned, even as the mesh faces changes from $(\mathcal{V}_{t-1}, \mathcal{F}_{t-1})$ to $(\mathcal{V}_t, \mathcal{F}_t)$. Fig. 4 illustrates the experimental comparison between the two approaches. The neural appearance model can achieve nearly 40x speed-up and better learned details than the straightforward nearest neighbor searching approach.

Additionally, we set the opacity to $\alpha = 1$ to avoid semi-transparent faces.

D. Rendering and Optimization

As the Gaussians we construct retain the same form as those in the original 3DGS, we employ the same method defined in Eq. (3) for rendering an image. For scenes with a background, the rendered Gaussians include both the Gaussians derived from the mesh and the additional background Gaussians. Our method relies only on photometric supervision and utilizes the loss function:

$$\mathcal{L} = (1 - \lambda)\mathcal{L}_1 + \lambda\mathcal{L}_{D-SSIM}, \quad (11)$$

where λ is a weighting factor, and \mathcal{L}_1 , \mathcal{L}_{D-SSIM} represent standard L1 and D-SSIM metrics for comparing the rendered image against the ground truth.

Upon the convergence of the mesh and appearance model, we fix the topology defined by faces \mathcal{F} and proceed to jointly refine the vertices and the associated 3D Gaussians. During this phase, Gaussian centers continue to be derived from the face vertices using established barycentric coordinates.

However, for covariance and color, we adopt a different approach since we can optimize a consistent set of Gaussian attributes during this phase. Specifically, we sample the spherical harmonics (SHs) from the appearance model \mathcal{A} and make them a learnable, per-Gaussian variable as in the original 3DGS. Moreover, the Gaussian covariance is parameterized into learnable 2D scaling $\hat{s} \in \mathbb{R}^2$ and a complex number $a_i + b$ representing rotation, which are similar to the process in SuGaR [10]. It should be noted that this process is optional, as in many cases, the quality of the learned geometry and appearance without refinement is already satisfactory.

V. EXPERIMENTS

In this section, we first detail the implementation across different stages and describe the datasets used for evaluation.

To assess the effectiveness of our method, we compare it with models that specialize in novel view synthesis and surface reconstruction tasks, respectively. Note that the mesh is not used in the rendering of our method. Instead, it serves more as a constraint, ensuring that the Gaussians are aligned with the mesh to faithfully represent the geometry while also reproducing the scene’s appearance. We will demonstrate that, even with this constraint, our model can approximate or even surpass the performance of models without these constraints.

Furthermore, we showcase potential applications in object manipulation, and then discuss the adaptability to scene updates and ablation studies in the method analysis section.

A. Implementation details

The proposed method is implemented using PyTorch and the rasterization toolkit from 3DGS [14]. Experiments are conducted on an RTX3090 GPU with 24GB memory.

1) *Initialization*: We train the original 3DGS model for 20,000 iterations to obtain a set of Gaussians, whose center positions are treated as a point cloud. We then employ Alpha Shapes [4] to extract a coarse mesh and make it watertight [11], which is subsequently used to construct an SDF grid. Additionally, the background Gaussians are retained and continuously trained in the later stages.

Our approach differs from others [19], [23] that randomly initialize the SDF, which would cause an OOM issue when the scene becomes large. Thanks to the fast optimization and the discrete nature of 3DGS, we are able to capture the coarse geometry using only 5-20 minutes.

2) *Joint Learning of Mesh and Gaussians*: The resolution of the used SDF grid depends on the scene. For Mip-NeRF360 scenes, we use 150^3 to 250^3 grid cells for the foreground, attaching 3 Gaussians to every face. For NeRF-Synthetic scenes, we use 100^3 grid cells and attach 3 Gaussians to every face. For the appearance model, we adopt an MLP with 2 hidden layers, each comprising 32 neurons. This stage requires 10k iterations for optimization, totally using 15-30 minutes.

3) *Refinement*: Before the refinement stage, we perform subdivision and decimation on the mesh to unify the number of faces (0.1M for single objects, 0.5M for real-world scenes). We attach 6 Gaussians to each face and compute their covariances and colors using the adaptive Gaussian

TABLE I
PER-SCENE QUANTITATIVE COMPARISONS ON NeRF-SYNTHETIC DATASET [17].

Method	Chair			Drums			Ficus			Hotdog		
	PSNR \uparrow	SSIM \uparrow	LPIPS \downarrow	PSNR \uparrow	SSIM \uparrow	LPIPS \downarrow	PSNR \uparrow	SSIM \uparrow	LPIPS \downarrow	PSNR \uparrow	SSIM \uparrow	LPIPS \downarrow
without mesh												
NeRF [17]	33.00	0.967	0.046	25.01	0.925	0.091	30.13	0.964	0.044	36.18	0.974	0.121
Plenoxels [7]	33.98	0.977	0.031	25.35	0.933	0.067	31.83	0.976	0.026	36.43	0.980	0.037
3DGS [14]	35.82	0.987	0.012	26.17	0.954	0.037	34.83	0.987	0.012	37.67	0.985	0.020
with mesh												
NVdiffRec [19]	31.60	0.969	0.034	24.10	0.916	0.065	30.88	0.970	0.041	33.04	0.973	0.033
NeuManifold [30]	34.39	0.981	0.014	25.39	0.939	0.072	31.91	0.978	0.028	35.69	0.979	0.036
NeRF2Mesh [26]	34.25	0.978	0.031	25.04	0.926	0.084	30.08	0.967	0.046	35.70	0.974	0.058
SuGaR-15K [10]	35.13	0.983	0.014	25.44	0.943	0.057	32.75	0.982	0.018	36.67	0.980	0.021
Ours	35.40	0.986	0.013	25.75	0.952	0.041	34.01	0.986	0.014	36.80	0.985	0.018
Method	Lego			Materials			Mic			Ship		
	PSNR \uparrow	SSIM \uparrow	LPIPS \downarrow	PSNR \uparrow	SSIM \uparrow	LPIPS \downarrow	PSNR \uparrow	SSIM \uparrow	LPIPS \downarrow	PSNR \uparrow	SSIM \uparrow	LPIPS \downarrow
without mesh												
NeRF [17]	32.54	0.961	0.050	29.62	0.949	0.063	32.91	0.980	0.028	28.65	0.856	0.206
Plenoxels [7]	34.10	0.975	0.028	29.14	0.949	0.057	33.26	0.985	0.015	29.62	0.890	0.134
3DGS [14]	35.69	0.983	0.016	30.00	0.960	0.034	35.34	0.991	0.006	30.87	0.907	0.106
with mesh												
NVdiffRec [19]	29.14	0.949	0.042	26.74	0.923	0.060	30.78	0.977	0.024	26.12	0.833	0.080
NeuManifold [30]	34.00	0.977	0.024	26.69	0.924	0.115	33.40	0.986	0.012	28.63	0.875	0.168
NeRF2Mesh [26]	34.90	0.977	0.025	26.26	0.906	0.111	32.63	0.979	0.038	29.47	0.875	0.138
SuGaR-15K [10]	34.87	0.981	0.015	27.86	0.944	0.046	34.81	0.989	0.008	29.22	0.880	0.103
Ours	34.94	0.982	0.016	27.93	0.950	0.043	34.89	0.991	0.007	28.32	0.883	0.121

construction and appearance model, with minimal impact on model performance. The refinement process consists of 5-10k iterations and requires 10-20 minutes.

B. Datasets and Metrics

The NeRF-Synthetic dataset [17] includes 8 scenes with 360° viewpoint settings of images. Besides testing novel view synthesis on this dataset, we quantitatively evaluate reconstructed surfaces using the provided ground-truth mesh. We also evaluate our method on 7 of the 9 real-world scenes in the Mip-NeRF360 dataset [1], excluding *Flowers* and *Treehill* due to licensing restrictions. The strategy for splitting subsets for training and testing follows that of 3DGS [14].

For novel view synthesis, we employ the standard PSNR, L-PIPS, and SSIM metrics. In the surface reconstruction task, we compute the Chamfer Distance (CD) between the extracted mesh and the ground truth.

C. Novel View Synthesis

We first evaluate our method on the novel view synthesis task. Tabs. I and II present the quantitative results on NeRF-Synthetic and Mip-NeRF360 datasets. To ensure a fair comparison, we employed a white background for the NeRF-Synthetic dataset. Our approach is compared against various recent methods, including those with reconstructed mesh and those without.

For the NeRF-Synthetic dataset, our method achieves state-of-the-art rendering quality among methods reconstructing a mesh, and even outperforms some models that solely focus on rendering quality. Furthermore, there is only a slight decrease in performance compared to the original 3DGS [14].

For the Mip-NeRF360 dataset, our method is comparable to or surpasses the state-of-the-art methods [10], [26]. Fig. 5 includes qualitative comparisons between images rendered by our method and the baselines, demonstrating that our method captures better scene details.

D. Surface Reconstruction

Although our focus is on efficiently learning a hybrid representation that ensures alignment between Gaussians and mesh faces, the surfaces reconstructed by our method are of high quality. In Fig. 6, we visualize the reconstructed meshes and their normal maps, comparing our method against the baseline. The results demonstrate that our method effectively captures the surface details of a scene, whereas SuGaR [10] may produce floating patches and holes in the mesh.

For a quantitative evaluation of the meshes, we compare the reconstructed mesh to the ground truth from the NeRF-Synthetic dataset using the Chamfer Distance (CD) metric. The computation method follows NeRF2Mesh [26], where 2.5M points are sampled from the surfaces of both the ground truth and the reconstructed object through ray casting. For a more comprehensive assessment, Tab. III presents the CD results, the number of faces, the rendering PSNR, and the training time. The results demonstrate that our reconstructed meshes achieve both high quality and training efficiency. Additionally, our Gaussian-based appearance model enables high-quality rendering even with fewer faces compared to NeRF2Mesh.

Furthermore, the learned mesh without refinement is already of satisfactory quality. This indicates that for applications requiring only an untextured mesh, our method can produce excellent results very efficiently, with a training time of just 16 minutes.




Fig. 5. Qualitative comparisons with baseline methods (SuGaR [10], NeRF2Mesh [26]) on the NeRF-Synthetic [17] and Mip-NeRF360 dataset [1].

TABLE II
QUANTITATIVE COMPARISONS ON MIP-NeRF360 DATASET [1].

Method	Indoor scenes			Outdoor scenes			All scenes		
	PSNR \uparrow	SSIM \uparrow	LPIPS \downarrow	PSNR \uparrow	SSIM \uparrow	LPIPS \downarrow	PSNR \uparrow	SSIM \uparrow	LPIPS \downarrow
without mesh									
Plenoxels [7]	24.83	0.766	0.426	22.02	0.542	0.465	23.62	0.670	0.443
INGP-Base [18]	28.65	0.840	0.281	23.47	0.571	0.416	26.43	0.725	0.339
3DGS [14]	30.41	0.920	0.189	26.40	0.805	0.173	28.69	0.870	0.182
with mesh									
NeRFMeshing [21]	23.83	-	-	22.23	-	-	23.15	-	-
BakedSDF [32]	27.06	0.836	0.258	-	-	-	-	-	-
NeuManifold [30]	27.16	0.813	0.316	-	-	-	-	-	-
NeRF2Mesh [26]	-	-	-	22.74	0.523	0.457	-	-	-
SuGaR-15K [10]	29.43	0.910	0.216	24.40	0.699	0.301	27.27	0.820	0.253
Ours	29.33	0.910	0.193	25.17	0.754	0.237	27.54	0.843	0.212

TABLE III
QUANTITATIVE EVALUATION OF MESH QUALITY AND EFFICIENCY ON THE NeRF-SYNTHETIC [17] DATASET.

Method	CD (10^{-3})	#Faces	PSNR	Train Time
NVdiffRec [19]	8.15	80k	29.05	52 mins
NeRF2Mesh [26]	5.06	192k	31.04	46 mins
SuGaR-15K [10]	8.62	1000k	32.09	103 mins
Ours (w/o refine)	8.50	141k	27.68	16 mins
Ours	7.27	100k	32.26	28 mins

CD: Chamfer Distance between the ground truth and reconstructed meshes.

E. Object Deformation by Hybrid Representation

As discussed in our introduction section, the hybrid representation not only benefits from the high-quality and efficient rendering of Gaussians but also offers the convenience of manipulation through the mesh. To demonstrate the potential applications of this work, we selected object deformation tasks for testing. Specifically, we deform the learned mesh using four common mesh modifiers (Twist, Stretch, Bend, and Taper) in Blender and correspondingly adjust the bound Gaussians using the technique described in Sec. IV-B. We then use the Gaussian-based rasterization to render images of the deformed object, as shown in Fig. 7. More advanced operations, as explored in [12], [9], are also compatible with the representation we have obtained.

F. Method Analysis

1) *Efficiency*: We assess our method’s efficiency by comparing the average time taken to reconstruct scenes from the NeRF-Synthetic and Mip-NeRF360 datasets. Both our method and the baseline methods are tested under identical hardware conditions. The results in Tab. IV reveal that our method is not only faster but also provides superior rendering quality.

2) *Adaptability in Scene Updates*: One unique feature of our method is the simultaneous learning of topology (defined by mesh faces) and Gaussians. In contrast, the existing method, SuGaR [10], [27], [9], separates the learning of topology and

TABLE IV
EVALUATION ON EFFICIENCY. WE REPORT THE TRAINING TIME AND PSNR METRIC ACROSS DIFFERENT METHODS.

Method	NeRF-Synthetic [17]		Mip-NeRF360 [1]	
	PSNR \uparrow	Train Time \downarrow	PSNR \uparrow	Train Time \downarrow
NVdiffRec [19]	29.05	52 mins	-	-
NeRF2Mesh [26]	31.04	46 mins	-	-
SuGaR-15K [10]	32.09	103 mins	27.27	132 mins
Ours	32.26	28 mins	27.54	61 mins

‘-’ indicates that the method does not have results reported in their paper and fails to reconstruct all scenes of the dataset using their published codes.

TABLE V
ABLATION STUDIES ON ADAPTIVE COVARIANCE AND REFINEMENT STAGE. WE REPORT THE AVERAGE PSNR ACROSS ALL SCENES OF THE NeRF-SYNTHETIC [17] AND MIP-NeRF360 [1] DATASETS.

Adaptive Cov.	Refine	NeRF-Synthetic [17]	Mip-NeRF360 [1]
x	✓	32.02	27.19
✓	x	27.78	24.44
✓	✓	32.26	27.54

Gaussians, as the mesh extraction process (Poisson Surface Reconstruction) is non-differentiable for Gaussian rasterization. In practice, when part of the scene requires updating, our model can directly adapt to these changes without re-learning from scratch, whereas the existing method cannot. Fig. 8 presents the results of handling scene updates using our method and SuGaR. Our method successfully updates the geometry and appearances of the modified regions, while SuGaR struggles to adapt to new scene geometries with its fixed topology.

3) *Ablation Studies*: In this section, we examine the impact of three factors: 1) the adaptive Gaussian covariance, 2) the refinement stage, and 3) the number of Gaussians per face. To evaluate the effect of adaptive Gaussian covariance, we set \mathcal{M} in Eq. (10) to be an identity matrix. Tab. V shows that both adaptive Gaussian covariance and the refinement stage significantly enhance rendering quality.




Fig. 6. Qualitative comparisons of reconstructed meshes with SuGaR [10] on the NeRF-Synthetic [17] and Mip-NeRF360 [1] datasets.

The choice of the number of Gaussians per face involves a trade-off between computational consumption and performance. As shown in Tab. VI, increasing the number of Gaussians per face benefits rendering quality. To control the memory footprint and training time within an acceptable range while still achieving excellent rendering quality, we choose 3 Gaussians per face during the joint learning of mesh and Gaussian appearance, but use 6 Gaussians for the refinement stage.

VI. CONCLUSION

We have proposed a novel learning method to capture comprehensive 3D scene information from multiple views. The method simultaneously extracts both the geometry and the physical properties affecting the observed appearance. The geometry is extracted in the explicit form of triangle meshes. The appearance properties are encoded in 3D Gaussians that are bound to the mesh faces. Thanks to the 3DGS-based differentiable rendering, we are able to establish an effective and efficient learning procedure by directly optimizing the photometric loss. Experiments verify that the resulting rep-



Fig. 7. Object deformation by hybrid representation of mesh and Gaussians. We employ four Blender modifiers to manipulate the mesh, subsequently render perspectives using the bound Gaussians.

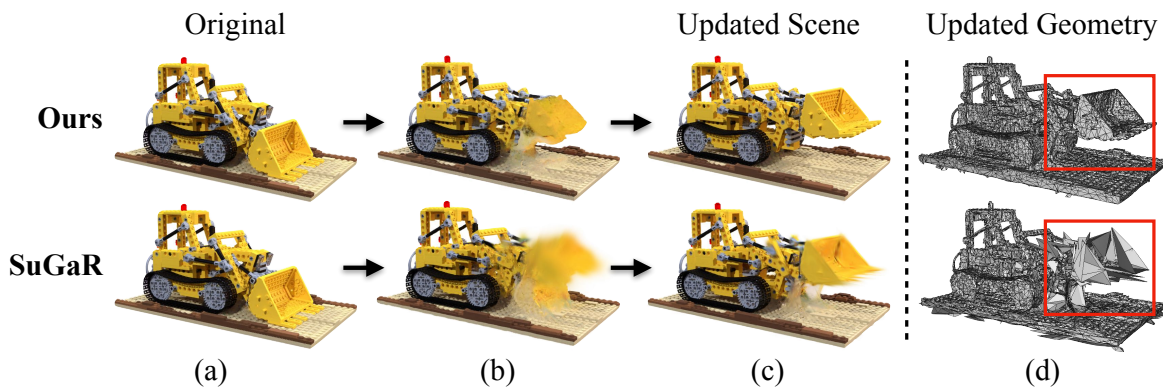


Fig. 8. Adaptation to scene updates. (a) Models initially trained on the original scene. (b) and (c): Models adapted to the updated scene for 500 and 5000 steps, respectively. (d): The meshes learned on the updated scene.

TABLE VI

ABLATION STUDY ON THE NUMBER OF GAUSSIANS PER FACE. THIS TABLE SHOWS THE PSNR RESULTS ON THE MIP-NeRF360 [1] DATASET.

PSNR		Stage-2		
		#.GS/face=1	#.GS/face=3	#.GS/face=6
Stage-1	#.GS/face=1	26.80	27.12	27.22
	#.GS/face=3	26.89	27.21	27.54

‘Stage-1’: Joint learning of mesh and Gaussian appearance.

‘Stage-2’: Refinement stage that fixes mesh faces.

Note: The table does not include $\#.GS/face \geq 6$ for Stage-1 due to OOM issues in some scenes.

resentation enjoys both high-quality rendering and controllability.

REFERENCES

- [1] Jonathan T. Barron, Ben Mildenhall, Dor Verbin, Pratul P. Srinivasan, and Peter Hedman. Mip-nerf 360: Unbounded anti-aliased neural radiance fields. In *IEEE/CVF Conference on Computer Vision and Pattern Recognition, CVPR 2022, New Orleans, LA, USA, June 18-24, 2022*, pages 5460–5469. IEEE, 2022.
- [2] Michael Bleyer, Christoph Rhemann, and Carsten Rother. Patchmatch stereo - stereo matching with slanted support windows. In Jesse Hoey, Stephen J. McKenna, and Emanuele Trucco, editors, *British Machine Vision Conference, BMVC 2011, Dundee, UK, August 29 - September 2, 2011. Proceedings*, pages 1–11. BMVA Press, 2011.
- [3] Hanlin Chen, Chen Li, and Gim Hee Lee. Neusg: Neural implicit surface reconstruction with 3d gaussian splatting guidance. *CoRR*, abs/2312.00846, 2023.
- [4] Herbert Edelsbrunner, David G. Kirkpatrick, and Raimund Seidel. On the shape of a set of points in the plane. *IEEE Trans. Inf. Theory*, 29(4):551–558, 1983.
- [5] Jiemin Fang, Junjie Wang, Xiaopeng Zhang, Lingxi Xie, and Qi Tian. Gaussianeditor: Editing 3d gaussians delicately with text instructions. *CoRR*, abs/2311.16037, 2023.
- [6] Yutao Feng, Xiang Feng, Yintong Shang, Ying Jiang, Chang Yu, Zeshun Zong, Tianjia Shao, Hongzhi Wu, Kun Zhou, Chenfanfu Jiang, and Yin Yang. Gaussian splashing: Dynamic fluid synthesis with gaussian splatting. *CoRR*, abs/2401.15318, 2024.
- [7] Sara Fridovich-Keil, Alex Yu, Matthew Tancik, Qinhong Chen, Benjamin Recht, and Angjoo Kanazawa. Plenoxels: Radiance fields without neural networks. In *IEEE/CVF Conference on Computer Vision and Pattern Recognition, CVPR 2022, New Orleans, LA, USA, June 18-24, 2022*, pages 5491–5500. IEEE, 2022.
- [8] Lin Gao, Jie Yang, Bo-Tao Zhang, Jia-Mu Sun, Yu-Jie Yuan, Hongbo Fu, and Yu-Kun Lai. Mesh-based gaussian splatting for real-time large-scale deformation. *CoRR*, abs/2402.04796, 2024.
- [9] Lin Gao, Jie Yang, Bo-Tao Zhang, Jia-Mu Sun, Yu-Jie Yuan, Hongbo Fu, and Yu-Kun Lai. Mesh-based gaussian splatting for real-time large-scale deformation. *CoRR*, abs/2402.04796, 2024.
- [10] Antoine Guédon and Vincent Lepetit. Sugar: Surface-aligned gaussian

- splatting for efficient 3d mesh reconstruction and high-quality mesh rendering. *CoRR*, abs/2311.12775, 2023.
- [11] Jingwei Huang, Hao Su, and Leonidas J. Guibas. Robust watertight manifold surface generation method for shapenet models. *CoRR*, abs/1802.01698, 2018.
- [12] Ying Jiang, Chang Yu, Tianyi Xie, Xuan Li, Yutao Feng, Huamin Wang, Minchen Li, Henry Y. K. Lau, Feng Gao, Yin Yang, and Chenfanfu Jiang. VR-GS: A physical dynamics-aware interactive gaussian splatting system in virtual reality. *CoRR*, abs/2401.16663, 2024.
- [13] Nikhil Varma Keetha, Jay Karhade, Krishna Murthy Jatavallabhula, Gengshan Yang, Sebastian A. Scherer, Deva Ramanan, and Jonathon Luiten. Splatam: Splat, track & map 3d gaussians for dense RGB-D SLAM. *CoRR*, abs/2312.02126, 2023.
- [14] Bernhard Kerbl, Georgios Kopanas, Thomas Leimkühler, and George Drettakis. 3d gaussian splatting for real-time radiance field rendering. *ACM Trans. Graph.*, 42(4):139:1–139:14, 2023.
- [15] Zhaoshuo Li, Thomas Müller, Alex Evans, Russell H. Taylor, Mathias Unberath, Ming-Yu Liu, and Chen-Hsuan Lin. Neuralangelo: High-fidelity neural surface reconstruction. In *IEEE/CVF Conference on Computer Vision and Pattern Recognition, CVPR 2023, Vancouver, BC, Canada, June 17-24, 2023*, pages 8456–8465. IEEE, 2023.
- [16] William E. Lorensen and Harvey E. Cline. Marching cubes: A high resolution 3d surface construction algorithm. In Maureen C. Stone, editor, *Proceedings of the 14th Annual Conference on Computer Graphics and Interactive Techniques, SIGGRAPH 1987, Anaheim, California, USA, July 27-31, 1987*, pages 163–169. ACM, 1987.
- [17] Ben Mildenhall, Pratul P. Srinivasan, Matthew Tancik, Jonathan T. Barron, Ravi Ramamoorthi, and Ren Ng. Nerf: Representing scenes as neural radiance fields for view synthesis. In Andrea Vedaldi, Horst Bischof, Thomas Brox, and Jan-Michael Frahm, editors, *Computer Vision - ECCV 2020 - 16th European Conference, Glasgow, UK, August 23-28, 2020, Proceedings, Part I*, volume 12346 of *Lecture Notes in Computer Science*, pages 405–421. Springer, 2020.
- [18] Thomas Müller, Alex Evans, Christoph Schied, and Alexander Keller. Instant neural graphics primitives with a multiresolution hash encoding. *ACM Trans. Graph.*, 41(4):102:1–102:15, 2022.
- [19] Jacob Munkberg, Wenzheng Chen, Jon Hasselgren, Alex Evans, Tianchang Shen, Thomas Müller, Jun Gao, and Sanja Fidler. Extracting triangular 3d models, materials, and lighting from images. In *IEEE/CVF Conference on Computer Vision and Pattern Recognition, CVPR 2022, New Orleans, LA, USA, June 18-24, 2022*, pages 8270–8280. IEEE, 2022.
- [20] Shenhan Qian, Tobias Kirschstein, Liam Schoneveld, Davide Davoli, Simon Giebenhain, and Matthias Nießner. Gaussianavatars: Photorealistic head avatars with rigged 3d gaussians. *CoRR*, abs/2312.02069, 2023.
- [21] Marie-Julie Rakotosaona, Fabian Manhardt, Diego Martín Arroyo, Michael Niemeyer, Abhijit Kundu, and Federico Tombari. Nerfmeshing: Distilling neural radiance fields into geometrically-accurate 3d meshes. *CoRR*, abs/2303.09431, 2023.
- [22] Johannes L. Schönberger, Enliang Zheng, Jan-Michael Frahm, and Marc Pollefeys. Pixelwise view selection for unstructured multi-view stereo. In Bastian Leibe, Jiri Matas, Nicu Sebe, and Max Welling, editors, *Computer Vision - ECCV 2016 - 14th European Conference, Amsterdam, The Netherlands, October 11-14, 2016, Proceedings, Part III*, volume 9907 of *Lecture Notes in Computer Science*, pages 501–518. Springer, 2016.
- [23] Tianchang Shen, Jacob Munkberg, Jon Hasselgren, Kangxue Yin, Zian Wang, Wenzheng Chen, Zan Gojcic, Sanja Fidler, Nicholas Sharp, and Jun Gao. Flexible isosurface extraction for gradient-based mesh optimization. *ACM Trans. Graph.*, 42(4):37:1–37:16, 2023.
- [24] Cheng Sun, Min Sun, and Hwann-Tzong Chen. Direct voxel grid optimization: Super-fast convergence for radiance fields reconstruction. In *IEEE/CVF Conference on Computer Vision and Pattern Recognition, CVPR 2022, New Orleans, LA, USA, June 18-24, 2022*, pages 5449–5459. IEEE, 2022.
- [25] Jiayang Tang, Jiawei Ren, Hang Zhou, Ziwei Liu, and Gang Zeng. Dreamgaussian: Generative gaussian splatting for efficient 3d content creation. *CoRR*, abs/2309.16653, 2023.
- [26] Jiayang Tang, Hang Zhou, Xiaokang Chen, Tianshu Hu, Errui Ding, Jingdong Wang, and Gang Zeng. Delicate textured mesh recovery from nerf via adaptive surface refinement. In *IEEE/CVF International Conference on Computer Vision, ICCV 2023, Paris, France, October 1-6, 2023*, pages 17693–17703. IEEE, 2023.
- [27] Joanna Waczynska, Piotr Borycki, Sławomir Konrad Tadeja, Jacek Tabor, and Przemysław Spurek. Games: Mesh-based adapting and modification of gaussian splatting. *CoRR*, abs/2402.01459, 2024.
- [28] Peng Wang, Lingjie Liu, Yuan Liu, Christian Theobalt, Taku Komura, and Wenping Wang. Neus: Learning neural implicit surfaces by volume rendering for multi-view reconstruction. In Marc’Aurelio Ranzato, Alina Beygelzimer, Yann N. Dauphin, Percy Liang, and Jennifer Wortman Vaughan, editors, *Advances in Neural Information Processing Systems 34: Annual Conference on Neural Information Processing Systems 2021, NeurIPS 2021, December 6-14, 2021, virtual*, pages 27171–27183, 2021.
- [29] Yiming Wang, Qin Han, Marc Habermann, Kostas Daniilidis, Christian Theobalt, and Lingjie Liu. Neus2: Fast learning of neural implicit surfaces for multi-view reconstruction. In *IEEE/CVF International Conference on Computer Vision, ICCV 2023, Paris, France, October 1-6, 2023*, pages 3272–3283. IEEE, 2023.
- [30] Xinyue Wei, Fanbo Xiang, Sai Bi, Anpei Chen, Kalyan Sunkavalli, Zexiang Xu, and Hao Su. Neumanifold: Neural watertight manifold reconstruction with efficient and high-quality rendering support. *CoRR*, abs/2305.17134, 2023.
- [31] Bangbang Yang, Yinda Zhang, Yinghao Xu, Yijin Li, Han Zhou, Hujun Bao, Guofeng Zhang, and Zhaopeng Cui. Learning object-compositional neural radiance field for editable scene rendering. In *2021 IEEE/CVF International Conference on Computer Vision, ICCV 2021, Montreal, QC, Canada, October 10-17, 2021*, pages 13759–13768. IEEE, 2021.
- [32] Lior Yariv, Peter Hedman, Christian Reiser, Dor Verbin, Pratul P. Srinivasan, Richard Szeliski, Jonathan T. Barron, and Ben Mildenhall. Bakedsd: Meshing neural sdf for real-time view synthesis. In Erik Brunvand, Alla Sheffer, and Michael Wimmer, editors, *ACM SIGGRAPH 2023 Conference Proceedings, SIGGRAPH 2023, Los Angeles, CA, USA, August 6-10, 2023*, pages 46:1–46:9. ACM, 2023.
- [33] Matthias Zwicker, Hanspeter Pfister, Jeroen van Baar, and Markus H. Gross. EWA volume splatting. In Thomas Ertl, Kenneth I. Joy, and Amitabh Varshney, editors, *12th IEEE Visualization Conference, IEEE Vis 2001, San Diego, CA, USA, October 24-26, 2001, Proceedings*, pages 29–36. IEEE Computer Society, 2001.



Ancheng Lin received the B.Eng. degree in computer science from Guangdong Polytechnic Normal University, Guangdong, China, in 2019. He is currently pursuing the Ph.D. degree with the Faculty of Engineering and Information Technology, School of Computer Science, University of Technology Sydney, Australia. His research interests include 3D vision, autonomous driving, and deep learning.



Jun Li received the B.S. degree in computer science and technology from Shandong University, China, in 2003, the M.Sc. degree in information and signal processing from Peking University, Beijing, China, in 2006, and the Ph.D. degree in computer science from Queen Mary University of London, U.K., in 2009. He is currently a Senior Lecturer with the Artificial Intelligence Institute, and the Faculty of Engineering and Information Technology, School of Computer Science, University of Technology Sydney, Australia. He also leads the AI Department,

Elephant Tech LLC. His research interests include probabilistic data models and image and video analysis using neural networks.