

Multi-level Shared Knowledge Guided Learning for Knowledge Graph Completion

Yongxue Shan, Jie Zhou, Jie Peng, Xin Zhou,
Jiaqian Yin, Xiaodong Wang*

National Key Laboratory of Parallel and Distributed Computing, College of Computer
National University of Defense Technology, Changsha, China
{shanyongxue001, jiezhou, pengjie, zhouxin.130,
yinjiaqian, xdwang}@nudt.edu.cn

Abstract

In the task of Knowledge Graph Completion (KGC), the existing datasets and their inherent subtasks carry a wealth of shared knowledge that can be utilized to enhance the representation of knowledge triplets and overall performance. However, no current studies specifically address the shared knowledge within KGC. To bridge this gap, we introduce a multi-level Shared Knowledge Guided learning method (SKG) that operates at both the dataset and task levels. On the dataset level, SKG-KGC broadens the original dataset by identifying shared features within entity sets via text summarization. On the task level, for the three typical KGC subtasks – head entity prediction, relation prediction, and tail entity prediction – we present an innovative multi-task learning architecture with dynamically adjusted loss weights. This approach allows the model to focus on more challenging and underperforming tasks, effectively mitigating the imbalance of knowledge sharing among subtasks. Experimental results demonstrate that SKG-KGC outperforms existing text-based methods significantly on three well-known datasets, with the most notable improvement on WN18RR (MRR: 66.6%→72.2%, Hit@1: 58.7%→67.0%).

1 Introduction

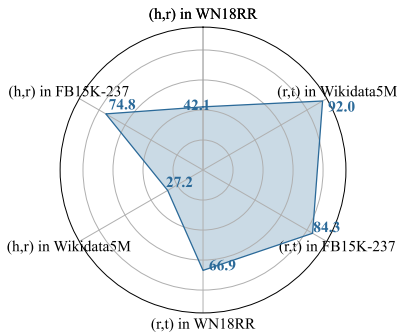
Knowledge Graphs (KGs) are directed multi-relation graphs, with entities as nodes and relations as edges, denoted as a set of triples (h, r, t) . Their distinctive advantage lies in efficiently representing and managing extensive knowledge, offering high-quality structured information for diverse downstream tasks, including question answering (Saxena et al., 2020), information retrieval systems (Bounhas et al., 2020), and rec-

ommendation systems (Gao et al., 2023). Despite these strengths, existing knowledge graphs still lack a substantial amount of valuable information. Effectively addressing this gap in knowledge completeness has given rise to the field of Knowledge Graph Completion (KGC). KGC aims to infer the missing entities and relations from knowledge graphs, significantly enhancing both the quality and coverage of these valuable knowledge repositories.

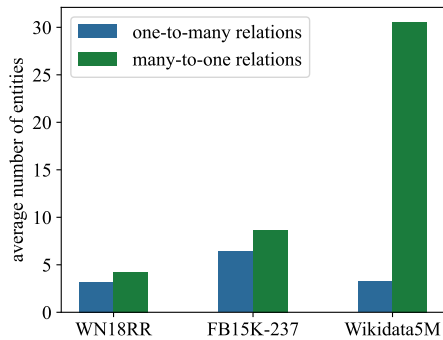
Existing KGC methods are mainly divided into structure-based methods and text-based methods. Structure-based methods (Bordes et al., 2013; Sun et al., 2019; Balazevic et al., 2019) typically map entities and relations into low-dimensional vectors and calculate the probability of valid triples by various scoring functions. Text-based methods (Yao et al., 2019; Xie et al., 2022; Kim et al., 2020; Yao et al., 2024) adopt pre-trained language models to semantically encode textual descriptions of entities. They can encode unseen entities in training time, while making reasoning less efficient. Recent advancements, such as the bi-encoder structure proposed in studies like Wang et al. (2021a, 2022), aim to reduce the training cost of language model encoders. This shift has led to text-based methods beginning to surpass structure-based methods in terms of performance.

While these methods exhibit a strong capability to complete knowledge graphs, challenges persist in the effective sharing of knowledge among datasets and subtasks. Specifically, we find that the same (h, r) or (r, t) often appear in different triples (h, r, t) . According to our analysis in Figure 1a, 42.1% of triples can find other triples sharing the same (h, r) with themselves, and 66.9% of triples can find those sharing the same (r, t) with themselves in the WN18RR training set. For instance, *(Kirsten Dunst, film actor, Spider-Man)*, *(Willem Dafoe, film actor, Spider-Man)*, *(James Franco, film actor, Spider-Man)* all have the same

* Xiaodong Wang is the corresponding author.



(a) Proportion of shared knowledge in triples(%)



(b) Imbalance for head and tail entities

Figure 1: (a) The greater the proportion of triples sharing the same (r, t) or (h, r) , the more accessible knowledge we acquire. (b) The average number of connected entities in many-to-one and one-to-many relations indicates the imbalanced distribution between head entities and tail entities, respectively.

relations and tail entities. This suggests the potential existence of shared knowledge, such as "American film actor," among various head entities. Leveraging this dataset-level shared knowledge is essential to enhance the learning ability of triples and assist the model in correctly identifying answers from lexically similar candidates.

Notably, we observe considerable performance variations across various KGC subtasks, even when applied to the same dataset. For KG-BERT (Yao et al., 2019) on the WN18RR dataset, the Hit@10 prediction results differ notably for head entities (54%) and tail entities (60.7%). This discrepancy arises from certain relations, such as gender and city, linking more head (tail) entities and fewer tail (head) entities. As shown in Figure 1b, the issue of imbalanced distribution of head entities and tail entities is prevalent in knowl-

edge graphs, yet it receives limited attention in research. Existing multi-task learning methods treat head entity and tail entity prediction equally, ignoring the intricacies of more complex tasks. Therefore, making the model focus on more challenging tasks while learning the shared knowledge across multiple subtasks becomes an urgent concern. This task-level shared knowledge can enhance the model’s learning of entity and relation embeddings.

In this paper, we introduce a multi-level Shared Knowledge Guided learning method (SKG) for knowledge graph completion. To capture dataset-level shared knowledge within specific entity sets, we jointly train original triples, triples with identical head entities and relations, and triples with identical relations and tail entities. For task-level knowledge sharing, we incorporate relation prediction in multi-task learning to assist entity prediction task, enabling the model to acquire more relation-aware entity information. In each iteration, our loss weight allocation scheme assigns higher loss weights to tasks that are more challenging and underperforming, effectively addressing the imbalanced distribution of head and tail entities. In summary, our contributions include:

- We extract dataset-level shared knowledge by extending the original dataset, bolstering the model’s ability to identify correct answers from lexically similar candidates in the bi-encoder architecture.
- We design a novel multi-task learning architecture with dynamically adjusted loss weights for task-level knowledge sharing. This ensures the model focuses more on challenging and underperforming tasks, alleviating the imbalance of subtasks in KGC.
- SKG-KGC is evaluated on three benchmark datasets: WN18RR, FB15k-237 and Wikidata5M. Experimental results demonstrate the competitive performance of our model in both transductive and inductive settings, with notable success on the WN18RR dataset.

2 Related Work

Knowledge graph completion KGC has been extensively studied for many years as a popular research topic. It can be divided into three subtasks: head entity prediction, relation prediction

and tail entity prediction. Structure-based methods, such as TransE (Dou et al., 2021), RotatE (Sun et al., 2019), TuckER (Balazevic et al., 2019) and Complex-N3 (Jain et al., 2020), map entities and relations to low-dimensional vector spaces and measure the plausibility of triples by various scoring functions. Recent text-based methods represented by KG-BERT (Yao et al., 2019) attempt to integrate pre-trained language models for encoding textual descriptions of entities and relations. PKGC (Lv et al., 2022) converts each triple into natural prompt sentences, utilizing a single encoder for triple encoding. Xie et al. (2022), Saxena et al. (2022), Yao et al. (2024) formulate KGC as a sequence-to-sequence generation task and explore Seq2Seq PLM models to directly generate required text. StAR (Wang et al., 2021a) simultaneously learns graph embeddings and contextual information of the text encoding method. Chen et al. (2023) employs conditional soft prompts to integrate textual description and structural knowledge. In contrast, SimKGC (Wang et al., 2022) introduces contrastive learning and a bi-encoder with a pre-trained language model to encode entities and relations separately. It proves highly efficient for training with a large negative sample size, enhancing the efficiency of KGC training and inference.

Multi-task Learning MTL aims to concurrently train deep learning models by leveraging information from multiple interconnected tasks. Balancing losses during training facilitates tasks in providing valuable insights to each other, resulting in a more proficient and robust model. For the KGC task, Kim et al. (2020) first propose a multi-task learning method, integrating relation prediction, relevance ranking, and link prediction tasks. Subsequent models focus on introducing additional knowledge or potent pre-trained language models (PLM). For instance, Dou et al. (2021) propose a novel embedding framework for multi-task learning, enabling the transfer of structural knowledge across different KGs. Incorporating the ALBERT-large (Lan et al., 2020) model with more parameters as the text encoder, Tian et al. (2022) enhances model performance at the expense of increased training costs. Meanwhile, Li et al. (2023) employ a multi-task pre-training strategy to capture relational information and unstructured semantic knowledge within structured knowledge graphs. These studies emphasize

the interconnectedness of various KGC subtasks, highlighting that knowledge sharing among them can enhance overall performance.

However, they overlook the distinction between head entity prediction and tail entity prediction tasks, which arises from the imbalanced distribution of head and tail entities. Recognizing this, our SKG-KGC model explicitly distinguishes between head entity prediction and tail entity prediction in the context of multi-task learning. We attempt to achieve superior performance and scalability by employing the basic PLM model and fewer subtasks.

3 Method

In this section, we introduce a multi-level **Shared Knowledge Guided** learning method (**SKG**) for knowledge graph completion. We elaborate the entire architecture of the proposed model in section 3.1. In sections 3.2 and 3.4, we illustrate how our method captures shared knowledge at both dataset and task levels for KGC. These insights are seamlessly integrated at the bi-encoder architecture, as explained in section 3.3. The following sections provide a detailed overview of the training and inference processes of our model.

3.1 Model Structure

Figure 2 illustrates the overview of the SKG-KGC model. Our model consists of three parts:

- **Dataset level:** During training, the model is simultaneously trained with original triples, triples with identical (h, r) , and triples with identical (r, t) . This approach strengthens the learning of shared features among entity sets while reducing text redundancy.
- **Bi-Encoder Architecture:** Two encoders are initialized with the same pre-trained model but do not share parameters. The primary encoder computes the joint embedding of the two known elements in triples, while the secondary encoder computes the representation of the missing entities.
- **Task level:** We design balanced multi-task learning by introducing a relation prediction subtask to assist link prediction. In each iteration, the model assigns higher loss weights to challenging and underperforming subtasks, facilitating dynamic knowledge sharing across different subtasks.

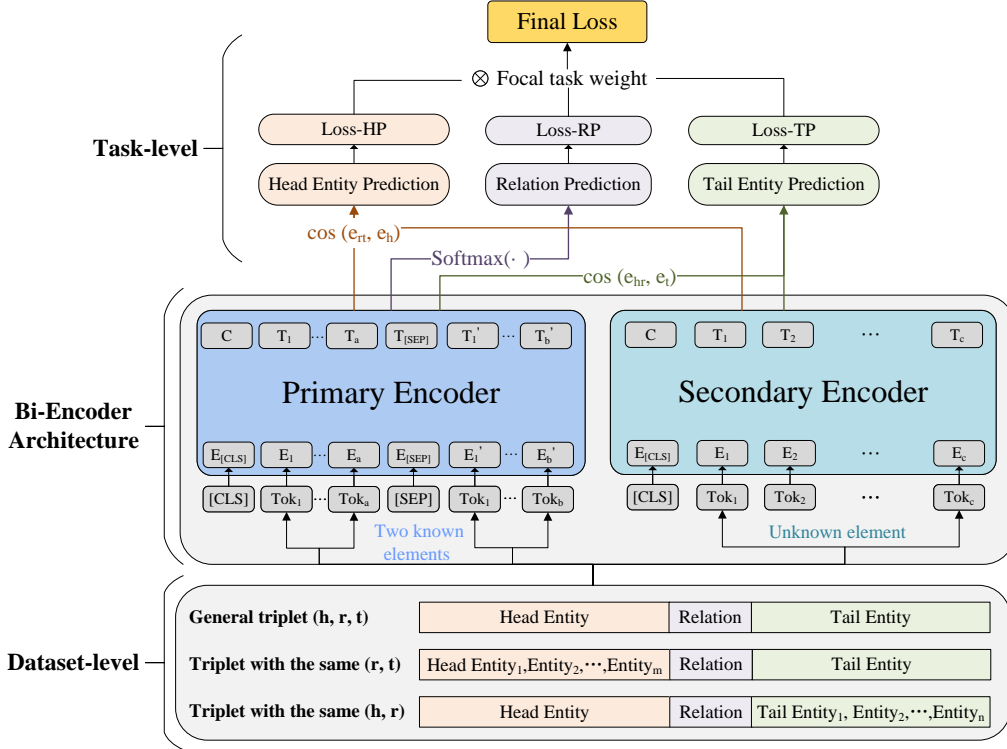


Figure 2: An overview of the SKG-KGC model.

3.2 Dataset Expansion

In addition to the original triples (h, r, t) , our proposed model also incorporates triples with the same head entity and relation $(h, r, \{t_0, t_1, \dots, t_i\})$ and triples with the same relation and tail entity $(\{h_0, h_1, \dots, h_j\}, r, t)$. Common features among different entities in triples are identified through text summarization. For instance, (h_1, r, t) , (h_2, r, t) and (h_3, r, t) are valid triples in the training dataset, where the relation r and the tail entity t are consistent. Consequently, the three head entities h_1, h_2, h_3 may share common or similar features. If a new entity h_0 also contains these common features within the head entity set $\{h_1, h_2, h_3\}$, the triplet (h_0, r, t) is more likely to be considered reasonable.

The model takes text sequences as input, corresponding to the three types of triples for knowledge graph completion. Each entity text sequence comprises the entity’s name and its corresponding text description. For the triple $(\{04692908, 00387897\}, \text{derivationally related form}, 01259005)$, the input sequence is: "[CLS] **chip**, a mark left after a small piece has been chopped or broken off of something [PSEP] **snick**, a small cut [SEP] derivationally related form [SEP] **nick**, cut a nick into [SEP]". The bold font

indicates the name of each head entity. [PSEP] serves as the separator for entities in the head entity set. The use of [CLS] and [SEP] aligns with the BERT-base model. Further details regarding different subtasks are provided in Table 1.

However, the integration of entity sets may result in more extensive and redundant textual information. To address this, we utilize the TextRank algorithm (Mihalcea and Tarau, 2004) to refine the input sequence from entity sets. Initially, we construct an undirected graph by segmenting the text into m sentence units. Each sentence unit is treated as a node in the graph. We then quantify the similarity between sentences using a word overlap-based method. This similarity score w directly influences the weight of the graph’s edges, with higher similarity resulting in greater edge weight. Next, we assign an initial TextRank value of $1/m$ to each sentence unit. These values are iteratively updated according to the following formula:

$$T(S_i) = (1 - d) + d * \sum_{S_j} \frac{w_{ji}}{\sum_{S_k} w_{jk}} T(S_j) \quad (1)$$

Here, S_j and S_k are the nodes pointing to and pointed by S_i respectively, $T(S_j)$ denotes the TextRank value of the j -th sentence, w_{ji} and w_{jk} are

Subtask	Input			Label	Type
	h tokens	r tokens	t tokens		
HP	[MASK]	has part	China	Asia	Candidate entity ranking
RP	Asia	[MASK]	China	has part	Multi-classification
TP	Asia	has part	[MASK]	China	Candidate entity ranking

Table 1: An example of the head entity prediction (HP), relation prediction (RP) and tail entity prediction (TP) subtasks in KGC.

the weight of edges between nodes (sentence similarity), and d is the damping ratio, signifying the probability of jumping from one node to another.

After iteration, we obtain the final TextRank value $T(S_i)$ for the i -th sentence unit. The top- n sentences with the highest TextRank values are then selected as concise text, providing the model with essential yet condensed descriptive information.

3.3 Bi-Encoder Architecture

Unlike MTL-KGC (Kim et al., 2020) using a single encoder, our proposed model employs two encoders initialized with the same pre-trained language model but without sharing parameters. Each encoder autonomously acquires shared knowledge at both the dataset and task levels. The primary encoder computes the joint embedding of the two known elements in triples, while the secondary encoder computes the representation of the missing entities.

Head Entity Prediction Given a triple (h, r, t) , the main encoder concatenates the text descriptions of the relation r and the tail entity t with [SEP], calculating the relationship-aware embedding of the tail entity (r, t) . Meanwhile, the secondary encoder encodes the head entity h . This method, as demonstrated in previous approaches (Wang et al., 2021a, 2022), proves to be more efficient than encoding the entire triple simultaneously. Subsequently, we employ mean pooling and L2 normalization strategies to derive fixed-size embeddings. The similarity score between the head entity embedding e_h and the relation-aware tail entity embedding e_{rt} is determined by cosine similarity, expressed by the following formula:

$$f_{\text{HP}}(h, r, t) = \cos(e_h, e_{rt}) = \frac{e_h \cdot e_{rt}}{\|e_h\| \|e_{rt}\|} \quad (2)$$

Tail Entity Prediction The identical bi-encoder computes the similarity score between the tail entity embedding e_t and the relation-aware head

entity embedding e_{hr} for tail entity prediction $(h, r, ?)$. The formula is as follows:

$$f_{\text{TP}}(h, r, t) = \cos(e_t, e_{hr}) = \frac{e_t \cdot e_{hr}}{\|e_t\| \|e_{hr}\|} \quad (3)$$

We incorporate the idea of contrastive learning to make the anchor point closer to positive samples (h, r, t) and farther from negative samples (h', r, t) or (h, r, t') . The proper selection of negative samples significantly impacts the training model’s performance. For ease of comparison, our model employs negative samples consistent with those constructed in SimKGC.

Relation Prediction The goal of relation prediction $(h, ?, t)$ is to predict the missing relation between two given entities. Due to the absence of detailed descriptions of relations, separately encoding relations, as done in the previous two tasks, is impractical. Therefore, we treat relation prediction as a multi-classification task. The scoring function g for the relation label is expressed as follows:

$$g(h, r, t) = \text{softmax}(e_{ht} W_{RP}^T) \quad (4)$$

Here, e_{ht} represents the head entity and tail entity embeddings encoded by the shared main encoder, and W_{RP} is the parameter matrix of the classification layer used for relation prediction.

3.4 Balanced Multi-Task Learning

In multi-task learning, simultaneously training multiple tasks can be challenging or inefficient without achieving a proper balance among them. Thus, we introduce a dynamic and balanced multi-task weight allocation scheme to ensure equilibrium among the three subtasks: head entity prediction, relation prediction, and tail entity prediction. This approach dynamically takes into account the learning difficulty and accuracy of tasks during each iteration, assigning a higher loss weight to tasks that are challenging to learn and exhibit

lower performance. We use $d_k(t)$ to assess the difficulty and accuracy of task k in the t -th epoch as follows:

$$d_k(t) = -(1 - \bar{a}_k(t-1))^{r_k} \log(\bar{a}_k(t-1)) \quad (5)$$

Here, $d_k(t)$ is calculated similarly to focal loss (Lin et al., 2020), augmenting the weight of difficult-to-distinguish samples. Although focal loss is originally designed for classification (Romdhane et al., 2020), we extend its application to multi-task weight assignment. For task k , $\bar{a}_k(t-1) \in (0, 1)$ denotes the normalized accuracy metric of the validation set during the iteration immediately before t . An increased accuracy metric $\bar{a}_k(t)$ indicates enhanced learning capability of the model for the task, thus suggesting a reduction in weight allocation. The focusing parameter r_k smoothly adjusts the proportion of tasks that are down-weighted. As the task becomes simpler, it is accorded less weight.

In this paper, the focusing parameter r_k primarily mirrors the learning difficulty of the head entity prediction and tail entity prediction tasks, denoted as the ratio of the average number of connected entities in many-to-one and one-to-many relations. A higher count of entities connected by many-to-one relations increases the learning complexity of the head entity prediction task. The tail entity prediction task is also influenced by the number of entities connected by one-to-many relations. The default value of r_k for the relation prediction task is set to 1.

Subsequently, we normalize $d_k(t)$ using the softmax function and multiply it by the number of tasks K , ensuring $K = \sum_i w_i(t)$. Finally, we obtain the loss weight $w_k(t)$ for task k in the t -th epoch.

$$w_k(t) = \frac{K \exp(d_k(t))}{\sum_i \exp(d_i(t))} \quad (6)$$

For $t=1$, we initialize the loss weight $w_k(t)$ of each task to 1, though introducing any non-balanced initialization weight based on prior knowledge is also viable.

3.5 Training

For different subtasks in KGC, we optimize our proposed model using InfoNCE loss and cross-entropy loss, respectively.

InfoNCE loss We treat both head entity prediction (HP) and tail entity prediction (TP) as candidate entity ranking tasks. Therefore, we employ

the InfoNCE loss with additive margin softmax (Yang et al., 2019; Wang et al., 2022) for \mathcal{L}_{HP} and \mathcal{L}_{TP} . The loss \mathcal{L}_{TP} is defined as follows:

$$\mathcal{L}_{\text{TP}} = -\log \frac{e^{(f(h,r,t)-\gamma)/\tau}}{e^{(f(h,r,t)-\gamma)/\tau} + \sum_{i=1}^{|\mathcal{N}|} e^{f(h,r,t'_i)/\tau}} \quad (7)$$

The scoring function $f(h, r, t) \in [-1, 1]$ for triples is the cosine similarity of \mathbf{e}_{hr} and \mathbf{e}_t . The additive margin $\gamma > 0$ enhances the separation between true triples and false triples. We utilize the temperature τ to adjust the relative importance of negatives in triples and introduce $\log \frac{1}{\tau}$ as a learnable parameter during training. $|\mathcal{N}|$ represents the number of negative samples. The same approach is applicable to obtain the loss \mathcal{L}_{HP} .

Cross-entropy loss For the relation prediction subtask (RP), we train the model by minimizing the cross-entropy loss between the true relations and the predicted relations. The cross-entropy loss function is given by:

$$\mathcal{L}_{\text{RP}} = - \sum_{(h,r,t) \in D_{\text{RP}}} y \log g(h, r, t) \quad (8)$$

Here, y is a one-hot encoding of relation r . $g(h, r, t)$ denotes the output score of the relation prediction.

Throughout the training process, we employ the mini-batch stochastic gradient descent algorithm to optimize the objective function. For each training step, a mini-batch is randomly selected from the entire training dataset $D = D_{\text{HP}} \cup D_{\text{RP}} \cup D_{\text{TP}}$. Subsequently, the model is trained sequentially for the task associated with the specific mini-batch. Finally, we multiply the three loss functions by their corresponding weights and sum them up to obtain the overall loss function \mathcal{L} . The formula is as follows:

$$\mathcal{L} = \mathcal{L}_{\text{HP}} \cdot w_{\text{HP}} + \mathcal{L}_{\text{RP}} \cdot w_{\text{RP}} + \mathcal{L}_{\text{TP}} \cdot w_{\text{TP}} \quad (9)$$

3.6 Inference

Assume there are $|T|$ test triples and $|E|$ candidate entities in the head entity prediction task. Traditional cross encoders, such as KG-BERT (Yao et al., 2019) and MTL-KGC (Kim et al., 2020), traverse $|E|$ entities for each test triple $(?, r, t)$. They replace the head entity in the test triplet repeatedly and select the highest-ranking entity as the candidate. This means a test triple requires $|E|$ computations, and $|T|$ triples need $|E| \times |T|$ computations in total. In contrast, our method employs

two independent encoders similar to SimKGC (Wang et al., 2022). The primary encoder computes the relation-aware tail entity embeddings for $|T|$ test triples, while the secondary encoder necessitates only a one-time computation for $|E|$ candidate entities without re-traversing all entities. The embeddings from the two encoders are combined using a dot product operation to obtain the ranking scores for all entities. This reduces the required BERT forward passes to $|E| + |T|$, significantly reducing inference time.

Likewise, the reasoning process for the tail entity prediction subtask follows a comparable pattern. The computational complexity also shifts from $|E| \times |T|$ to $|E| + |T|$. The inference complexity of the relation prediction subtask remains $|T|$, owing to the retention of the cross-encoder. Moreover, we have the capability to pre-compute the embeddings of unseen entities or relations based on their text descriptions. Consequently, our model can also facilitate inductive reasoning for some unseen entities or relations.

4 Experiments

4.1 Experimental Setup

Dataset Our model is evaluated on three benchmark datasets: WN18RR (Dettmers et al., 2018), FB15k-237 (Toutanova and Chen, 2015), and Wikidata5M (Wang et al., 2021b). Further details regarding dataset statistics are provided in Table 2. WN18RR is a subset of WordNet (Miller, 1995), containing about 41k entities and 11 semantic relations between words. FB15k-237, a subset of FreeBase (Bollacker et al., 2008), consists of about 15k entities and 237 relations. For text descriptions in WN18RR and FB15k237, we follow the data provided by KG-BERT (Yao et al., 2019). Wikidata5M integrates the Wikidata knowledge graph and Wikipediapages, comprising nearly 5 million entities and about 20 million triples. It is used for both transductive and inductive KGC tasks. In the transductive setting, entities appearing in the test set are encountered in the training set, while in the inductive setting, entities in the test set have never appeared in the training set.

Evaluation Metrics For each test triple (h, r, t) , our model predicts the tail entity t by ranking all entities based on (h, r) , and similarly, predicts the head entity h by ranking all entities based on (r, t) . The evaluation employs four metrics: mean reciprocal rank (MRR), Hit@1, Hit@3

and Hit@10. MRR is the average reciprocal rank of all test triples, while Hit@k represents the proportion of correct entities ranked within the top-k candidates. All metrics are reported under the filtered setting (Bordes et al., 2013), and computations involve averaging over head entity prediction $(?, r, t)$ and tail entity prediction $(h, r, ?)$ tasks.

Hyperparameters The SimKGC model (Wang et al., 2022) serves as our benchmark, with most hyperparameters aligning with it. The encoders are initialized with *BERT-base-uncased* (English). The AdamW optimizer with linear learning rate decay is employed. All models are trained with batch size 1024 on 4 A100 GPUs. We conduct a grid search on learning rates within $\{10^{-5}, 3 \times 10^{-5}, 5 \times 10^{-5}\}$. Entity descriptions are truncated to a maximum of 50 tokens. In the TextRank algorithm, we set the damping ratio d at 0.85 and select the top three sentences as the summarized text. Each task’s initial weight in multitask learning is set to 1. The temperature τ initializes at 0.05, and the additive margin γ for InfoNCE loss is 0.02. For the WN18RR, FB15k-237, and Wikidata5M datasets, we train for 50, 10, and 1 epochs, respectively.

4.2 Main Results

We compare the performance of SKG-KGC with state-of-the-art baseline models, covering both structure-based methods and text-based methods. Table 3 illustrates the main results on the WN18RR and FB15K-237 datasets, while Table 4 shows the performance on the Wikidata5M dataset under transductive and inductive settings.

On the WN18RR dataset, the SKG-KGC model outperforms other models significantly. It exhibits notable improvements over the state-of-the-art (SOTA) method in MRR, Hit@1, Hit@3, and Hit@10, with gains of 5.6%, 8.3%, 3.4%, and 1.6% respectively. The most substantial enhancement is observed in Hit@1, potentially attributed to the presence of more lexically similar entities and a sparser graph structure in the WN18RR dataset. We argue that shared knowledge aids the model in learning crucial textual descriptions, enhancing its ability to identify similar candidate entities. The dynamic and balanced loss weight scheme in multi-task learning enables the model to concentrate more on specific subtasks, enhancing its efficacy in handling sparse data in WN18RR. Moreover, text-based methods consis-

Dataset	#entity	#relation	#train	#valid	#test
WN18RR	40,943	11	86,835	3,034	3,134
FB15K-237	14,541	237	272,115	17,535	20,466
Wikidata5M-Trans	4,594,485	822	20,614,279	5,163	5,163
Wikidata5M-Ind	4,579,609	822	20,496,514	6,699	6,894

Table 2: Statistics of the datasets used in this paper. “Wikidata5M-Trans” and “Wikidata5M-Ind” refer to the transductive and inductive settings, respectively.

Model	WN18RR				FB15K-237			
	MRR	Hit@1	Hit@3	Hit@10	MRR	Hit@1	Hit@3	Hit@10
<i>Structure-based Methods</i>								
TransE (Bordes et al., 2013) †	24.3	4.3	44.1	53.2	27.9	19.8	37.6	44.1
ComplEx (Trouillon et al., 2016) †	44.9	40.9	46.9	53.0	27.8	19.4	29.7	45.0
RotatE (Sun et al., 2019) †	47.6	42.8	49.2	57.1	33.8	24.1	37.5	53.3
TuckER (Balazevic et al., 2019) †	47.0	44.3	48.2	52.6	35.8	26.6	39.4	54.4
Complex-N3 (Jain et al., 2020)	49.0	44.0	-	58.0	37.0	27.0	-	56.0
TransMTL-H (Dou et al., 2021)	49.8	-	-	57.0	34.9	-	-	53.7
SEPA (Gregucci et al., 2023)	48.1	44.1	49.6	56.2	33.2	24.3	36.3	50.9
<i>Text-based Methods</i>								
KG-BERT (Yao et al., 2019) †	21.6	4.1	30.2	52.4	-	-	-	42.0
MTL-KGC (Kim et al., 2020)	33.1	20.3	38.3	59.7	26.7	17.2	29.8	45.8
StAR (Wang et al., 2021a)	40.1	24.3	49.1	70.9	29.6	20.5	32.2	48.2
GenKGC (Xie et al., 2022)	-	28.7	40.3	53.5	-	19.2	35.5	43.9
MIT-KGC (Tian et al., 2022)	-	33.5	58.2	76.5	-	21.2	41.7	57.5
SimKGC (Wang et al., 2022)	66.6	58.7	71.7	80.0	33.6	25.7	37.3	49.8
LP-BERT (Li et al., 2023)	48.2	34.3	56.3	75.2	31.0	22.3	33.6	49.0
SKG-KGC	72.2	67.0	75.1	81.6	35.0	26.4	37.7	52.2

Table 3: Main results for WN18RR and FB15K-237 datasets. Results of [†] are from StAR (Wang et al., 2021a) and the other results are from the corresponding papers. Bold numbers represent the best results.

tently outperform structure-based methods, underscoring their advantage in grasping the semantics of words.

Compared to the WN18RR dataset, the FB15K-237 dataset features richer relations and fewer entities. Our model exhibits improved experimental performance among text-based methods, with the exception of MIL-KGC, which utilizes the more potent ALBERT-large encoder and undergoes longer training times. This outcome underscores the effectiveness of shared knowledge and balanced multi-task learning in SKG-KGC for leveraging text information. However, our model still falls short when compared to structured methods like TuckER and Complex-N3. Two main reasons contribute to this shortfall. Firstly, the limited number of entities in the FB15K-237 dataset results in inadequate learning of entity textual descriptions. Additionally, structured methods contribute to a more effective understanding of generalizable inference rules, which proves advanta-

geous for the FB15K-237 dataset.

The Wikidata5M dataset spans various domains and boasts a much larger scale compared to WN18RR and FB15K-237. As indicated in Table 4, our model demonstrates state-of-the-art (SOTA) performance in both transductive and inductive settings when compared to existing structure-based and text-based methods. Notably, the million-scale data results in a prolonged training time for our model in a single iteration. To facilitate comparisons and minimize training costs, we adopt the approach from SimKGC, maintaining the epoch at 1 during training. Consequently, the dynamic and balanced loss weight allocation scheme is not applied to this dataset. Although extending the existing dataset and incorporating the relation prediction subtask in multi-task learning contribute to some performance enhancement, further improvements can be achieved. Additionally, the exceptional performance on the Wikidata5M_inds dataset underscores our model’s ca-

Model	Wikidata5M-Trans				Wikidata5M-Ind			
	MRR	Hit@1	Hit@3	Hit@10	MRR	Hit@1	Hit@3	Hit@10
<i>Structure-based Methods</i>								
TransE (Bordes et al., 2013) ‡	25.3	17.0	31.1	39.2	-	-	-	-
RotatE (Sun et al., 2019) ‡	29.0	23.4	32.2	39.0	-	-	-	-
<i>Text-based Methods</i>								
DKRL (Xie et al., 2016) ‡	16.0	12.0	18.1	22.9	23.1	5.9	32.0	54.6
KEPLER (Wang et al., 2021b) ‡	21.0	17.3	22.4	27.7	40.2	22.2	51.4	73.0
BLP-Simple (Daza et al., 2021) ‡	-	-	-	-	49.3	28.9	63.9	86.6
SimKGC (Wang et al., 2022)	35.8	31.3	37.6	44.1	71.4	60.9	78.5	91.7
KGT5 (Saxena et al., 2022)	30.0	26.7	31.8	36.5	-	-	-	-
SKG-KGC	36.6	32.3	38.2	44.6	72.0	61.6	78.8	91.7

Table 4: Main results for Wikidata5M dataset. Results of [‡] are from SimKGC (Wang et al., 2022) and the other results are from the corresponding papers. We follow the evaluation protocol used in SimKGC.

pability to infer entities not encountered in the training set.

4.3 Ablation Studies

We conduct the ablation studies to explore the impact of each specific component on the SKG-KGC model. Specifically, "w/o dataset expansion" means that the model is trained only using original triples. "w/o balanced multi-task learning" refers to treating the loss weights of multiple subtasks as 1. "w/o multi-level shared knowledge" means removing both components that gather dataset-level and task-level knowledge. "w/o bi-encoder architecture" indicates that we only use one encoder for all triple elements. The results shown in Table 5 highlight that removing any of these components greatly reduces the model's performance.

Effect of dataset expansion Removing dataset expansion causes a significant decrease in our model's performance on the WN18RR and FB15K-237 datasets. Particularly on the WN18RR dataset, which features more textual descriptions, MRR, Hit@1, Hit@3, and Hit@10 metrics all drop by 3.7%, 5.4%, 2.5% and 1.3%, respectively. This emphasizes the effectiveness of common knowledge within entity sets sharing the same (h, r) or (r, t) . Such dataset-level shared knowledge enhances the model's ability to learn common features among interconnected entities.

Effect of balanced multi-task learning On the WN18RR and FB15K-237 datasets, when balanced multi-task learning is excluded, the MRR, Hit@1, and Hit@3 of the model show a decrease, but the Hit@10 metric is still comparable. This highlights the advantage of our proposed loss weight allocation scheme for multiple subtasks in

multi-task learning. The scheme facilitates more accurate identification of the expected entity from candidate entity sets, despite facing challenges in identifying the top-10 entities.

Effect of bi-encoder architecture The removal of the bi-encoder architecture results in a 4% decrease in MRR on WN18RR, and a 1.7% decrease on the FB15K-237 dataset. This indicates that it is reasonable for the model to use two independent encoders to encode unknown and known elements separately, thereby avoiding some potential confusion in the single encoder configuration. These findings highlight the effectiveness of the bi-encoder architecture in seamlessly integrating dataset-level and task-level shared knowledge, significantly improving the model's proficiency in knowledge graph completion.

4.4 Further Exploration of Dataset-level Knowledge

During dataset expansion, we study how different input texts, the number of sentences, and entity sets affect our model, aiming at further exploration of dataset-level knowledge.

Experiment 1: Effect of input texts In this experiment, we assess the impact of different input texts on the model performance. We examine four scenarios: without entity descriptions, without entity names, with both but without text summarization, and with both including text summarization.

The results in Table 6 indicate that the removal of entity descriptions and names leads to a 30.7% and 6.9% decrease in the model's MRR, respectively, underscoring the importance of these features in capturing in-depth semantic relations in the text-based KGC methods. Importantly, entity

Model	WN18RR				FB15K-237			
	MRR	Hit@1	Hit@3	Hit@10	MRR	Hit@1	Hit@3	Hit@10
w/o dataset expansion	68.5	61.6	72.6	80.3	34.2	25.6	36.9	51.5
w/o balanced multi-task learning	70.8	65.3	73.6	81.5	34.7	26.0	37.4	52.3
w/o multi-level shared knowledge	66.9	60.3	70.5	79.3	34.1	25.4	36.8	51.7
w/o bi-encoder architecture	68.2	61.2	72.4	80.6	33.3	24.3	36.2	51.1
SKG-KGC	72.2	67.0	75.1	81.6	35.0	26.4	37.7	52.2

Table 5: The ablation results on the WN18RR and FB15K-237 dataset.

Input text	MRR	Hit@1	Hit@3	Hit@10
w/o entity description	41.5	32.7	46.0	58.1
w/o entity name	65.3	57.6	70.0	79.0
w/o text summarization	70.5	64.2	74.1	81.8
SKG-KGC	72.2	67.0	75.1	81.6

Table 6: Performance comparison of different input texts on WN18RR.

descriptions contribute significantly to providing an extensive textual context. Furthermore, the application of the TextRank text summarization algorithm yields a 1.7% increase in MRR, effectively addressing the issue of text redundancy due to an excess of entities.

Experiment 2: Selection of top- n sentences

During text summarization, we select the top n sentences with the highest TextRank values to serve as concise text, providing the model with the necessary but succinct descriptive information. Accordingly, we explore the impact of the number of sentences on the model’s overall performance.

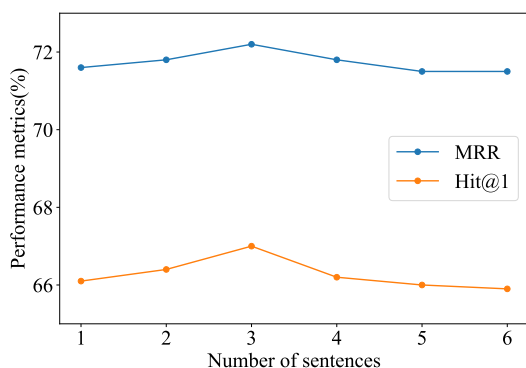


Figure 3: The impact of the number of sentences on performance metrics.

Figure 3 presents the experimental outcomes of selecting the top- n sentences ($n = \{1, 2, 3, 4, 5, 6\}$) on the WN18RR dataset. When $n = 3$, the MRR and Hit@1 metrics of the SKG-KGC model reach their optimal value.

When n is less than 3, the model may face challenges in fully comprehending more detailed information regarding the entity context. Conversely, when n increases, the influx of descriptive information might lead to information overload and confusion, making it challenging to identify the more critical contextual information about entities. Consequently, the top three sentences are ultimately selected as the summarized text.

Experiment 3: Effect of entity sets We compare SKG-KGC with its two variants that remove head entity sets ($\{h_0, h_1, \dots, h_j\}, r, t$) and tail entity sets ($h, r, \{t_0, t_1, \dots, t_i\}$) on the WN18RR dataset.

Model	Subtask	MRR	Hit@1	Hit@3	Hit@10
w/o head entity sets	$(?, r, t)$	66.5	59.4	70.6	79.6
	$(h, r, ?)$	73.3	65.6	78.4	87.1
	Average	69.9	62.5	74.5	83.3
w/o tail entity sets	$(?, r, t)$	66.4	60.1	70.1	77.7
	$(h, r, ?)$	73.8	66.6	78.6	86.5
	Average	70.1	63.3	74.3	82.1
SKG-KGC	$(?, r, t)$	67.5	62.4	70.4	76.5
	$(h, r, ?)$	76.9	71.6	79.8	86.7
	Average	72.2	67.0	75.1	81.6

Table 7: Effectiveness of different entity sets on WN18RR. $(?, r, t)$ and $(h, r, ?)$ denote head entity and tail entity prediction respectively.

Table 7 shows the effect of such exclusions on the model’s performance in predicting head and tail entities. Removing head entity sets significantly reduces the performance of tail entity prediction (MRR decreases by 3.6%), while removing tail entity sets only slightly affects head entity prediction (MRR decreases by 1.1%). The overall performance in entity prediction benefits from shared knowledge across all dataset levels, notably for the tail entity prediction task. We attribute this observed phenomenon to the proportion of triples sharing the same (r, t) or (h, r) , as depicted in Figure 1a. The WN18RR dataset contains more triples with the same (r, t) , thereby providing a wealth of knowledge about head entity sets and

resulting in a more significant enhancement in the tail entity prediction task.

4.5 Further Exploration of Balanced Multi-Task Learning

We analyze SKG-KGC alongside weight-unadjusted methods from two perspectives: different datasets and different subtasks of the WN18RR dataset.

Experiment 1: Performance of balanced multi-task learning on different datasets As shown in Table 5, balanced multi-task learning works well on WN18RR, but shows only slight improvements on the larger FB15k-237 dataset. We attribute this performance to two main factors. First, the scheme is designed for addressing the issue of imbalanced loss weights among tasks, so it works well when task differences are significant. As shown in Figure 1a, the proportion of triples sharing the same (r, t) or (h, r) is 84.3% and 74.8% on the FB15K-237 dataset, respectively, which means less task disparity compared to the 24.8% on WN18RR. Secondly, our scheme dynamically updates the loss weights of all tasks after each iteration. Due to computational resource limitations, the number of iterations performed on larger datasets is reduced, leading to less pronounced changes in task weights. Therefore, our proposed scheme performs better when applied to smaller datasets and more diverse tasks.

Experiment 2: Performance of balanced multi-task learning on different subtasks Furthermore, Table 8 provides detailed results on the WN18RR dataset, including head entity and tail entity prediction outcomes.

Model	Subtask	MRR	Hit@1	Hit@3	Hit@10
w/o weight	(?, r, t)	66.3	60.9	68.4	76.8
	(h, r, ?)	75.3	69.6	78.8	86.1
	Average	70.8	65.3	73.6	81.5
SKG-KGC	(?, r, t)	67.5	62.4	70.4	76.5
	(h, r, ?)	76.9	71.6	79.8	86.7
	Average	72.2	67.0	75.1	81.6

Table 8: Performance of balanced multi-task learning on different subtasks of WN18RR.

Notably, tail entity prediction consistently outperforms head entity prediction. We attribute this to the smaller average number of entities connected in one-to-many relations. Moreover, Figure 1b underscores the imbalanced distribution of head entities and tail entities. While our proposed SKG-KGC improves experimental perfor-

mance through a designed loss weight allocation scheme in multi-task learning, the challenge of significant performance differences between head entities and tail entities persists.

4.6 Parameter Analysis in Bi-Encoder Architecture

In our experiment, we utilize two types of encoders: BERT-base-uncased with 110M parameters and BERT-large-uncased with 340M parameters, to assess their performance on WN18RR. Each model is evaluated in two configurations: single-encoder uses one encoder for all elements, while bi-encoder uses two separate encoders for known and unknown elements.

Encoder	#num	MRR	Hit@1	Hit@3	Hit@10
BERT-base (110M)	one	68.2	61.2	72.4	80.6
	two	72.2	67.0	75.1	81.6
BERT-large (340M)	one	69.6	62.3	74.1	82.7
	two	70.8	63.8	75.2	83.2

Table 9: Performance comparison of encoders with varying parameter volumes on WN18RR.

As shown in Table 9, within a bi-encoder architecture, the Hit@10 metric improves with the substantial increase in parameter volume of BERT-large. However, the more critical MRR and Hit@1 metrics decline significantly by 1.4% and 3.2%, respectively, potentially due to the curse of dimensionality and overfitting. This observation indicates that an increase in parameter volume does not necessarily lead to an overall improvement in model performance, as supported by previous research (Tian et al., 2022).

Furthermore, when comparing the performance between single and bi-encoder configurations, it is evident that the bi-encoder consistently outperforms the single encoder configuration. We speculate this could be attributed to the bi-encoder’s explicit differentiation between the embeddings of known and unknown elements in the triplets, thereby avoiding potential confusion in the single encoder configuration. Hence, when selecting encoders and architectures for similar tasks, priority should be given to the selection of architecture rather than simply increasing the model’s parameter volume.

4.7 Efficiency Analysis

Since our model and MTL-KGC (Kim et al., 2020) both engage in multi-task learning in KGC, we employ the same task settings and encoders for

comparative analysis. Table 10 reports the approximate time cost for training and inference.

Time	WN18RR			FB15K237		
	T/EP	Train	Inf	T/EP	Train	Inf
MTL-KGC	2.6h	7.8h	60h	6.9h	20.8h	491h
Our model	5.5m	2.5h	2.8m	16.7m	2.7h	10m

Table 10: Comparison of time cost between our model and MTL-KGC. The terms "T/Ep", "Train", and "Inf" denote the training time per epoch, the training time until convergence, and inference time, respectively.

Compared with MTL-KGC, SKG-KGC demonstrates superior speed in training and test datasets. This efficiency improvement emerges from our model’s use of independent candidate entity encoders for calculating entity rankings, similar to the approaches employed by StAR (Wang et al., 2021a) and SimKGC (Wang et al., 2022). While not pioneering fast inference, our proposed model achieves a trade-off between efficiency and effectiveness, with a focus on improving the latter. Notably, our model surpasses MTL-KGC in both training and inference speed, aligning with the theoretical analysis outlined in section 3.6.

4.8 Case study

To conduct a qualitative analysis of the multi-level shared knowledge, we show the top two entities as ranked by SKG-KGC, SKG-KGC without shared knowledge, and the most competitive baseline SimKGC in Table 11.

In the first case, SKG-KGC correctly predicts the entity "Rome" and also unexpectedly predicts "City of London", possibly due to the influence of "London" in the shared tail entity sets. In the second case, SKG-KGC correctly identifies "United States of America" by utilizing shared knowledge from candidate entity sets, while other models fail due to an overemphasis on textual similarity between "Pittsburgh" / "Allentown" and "Philadelphia". However, in the third case, the training set only reveals that *Flo Rida*’s profession is that of an actor and songwriter, and the correct tail entity should be *Artist-GB*. All three models predict incorrectly due to the presence of the word "song" in *Flo Rida*’s description. Thus, we suspect that text-based methods may excessively focus on certain text descriptions of the entities themselves and overlook structural information in the knowledge graph.

Case 1: Input (head and relation): <i>h</i> : Cleopatra [is a 1963 British-American-Swiss epic drama film...] <i>r</i> : /film/film/featured_film_locations Prediction (SKG-KGC): P1*: Rome [Located in the foothills of the Appalachian Mountains...] P2*: City of London [is a city within London...] Prediction (SKG-KGC w/o Shared Knowledge): P1: Zurich [is the largest city in Switzerland...] P2*: Rome [Located in the foothills of the Appalachian Mountains...] Prediction (SimKGC): P1*: Rome [Located in the foothills of the Appalachian Mountains...] P2: Zurich [is the largest city in Switzerland...] Case 2: Input (relation and tail): <i>r</i> : /location/location/contains <i>t</i> : Curtis Institute of Music [is a conservatory in Philadelphia...] Prediction (SKG-KGC): P1*: United States of America [commonly referred to as the United States...] P2: Pittsburgh, PA Metropolitan Statistical Area [is the largest population center...] Prediction (SKG-KGC w/o Shared Knowledge): P1: Pittsburgh, PA Metropolitan Statistical Area [is the largest population center...] P2*: United States of America [commonly referred to as the United States...] Prediction (SimKGC): P1: Allentown [is a city located in Lehigh County...] P2*: United States of America [commonly referred to as the United States...] Case 3: Input (head and relation): <i>h</i> : Flo Rida [Tramar Lacer Dillard, better known by...] <i>r</i> : /people/person/profession Wrong Prediction (All models): P1: Record producer-GB [is an individual working within the music industry...] P2: Music executive-GB [is a person within a record label...]

Table 11: Case study on the FB15K-237 dataset. [*] indicates ground-truth entity. Texts in brackets represent the textual description for entities.

These results highlight that SKG-KGC can mitigate the over-reliance on semantic similarity as compared to previous methods, and effectively improve the ability to identify correct entities from similar candidate entities. Furthermore, these insights prove valuable for considering both textual and structural information in KGC.

5 Conclusion

In this paper, we introduce a multi-level shared knowledge guided method for efficient knowledge graph completion. Our approach effectively addresses the challenges of inadequate knowledge learning and imbalanced subtasks in multi-task learning. Through extensive experiments on benchmark datasets, we demonstrate that SKG-KGC consistently outperforms competitive baseline models, particularly excelling on WN18RR with its extensive entity descriptions. These findings provide new insights for multi-task learning and other tasks related to knowledge graphs. In future research, we aim to explore the integration of text-based methods with graph embeddings to extract the semantic and structural information in knowledge graphs.

References

- Ivana Balazevic, Carl Allen, and Timothy Hospedales. 2019. [TuckER: Tensor factorization for knowledge graph completion](#). In *Proceedings of the 2019 Conference on Empirical Methods in Natural Language Processing and the 9th International Joint Conference on Natural Language Processing (EMNLP-IJCNLP)*, pages 5185–5194, Hong Kong, China. Association for Computational Linguistics.
- Kurt Bollacker, Colin Evans, Praveen Paritosh, Tim Sturge, and Jamie Taylor. 2008. [Freebase: A collaboratively created graph database for structuring human knowledge](#). In *Proceedings of the 2008 ACM SIGMOD International Conference on Management of Data, SIGMOD '08*, pages 1247–1250, Vancouver, Canada. Association for Computing Machinery.
- Antoine Bordes, Nicolas Usunier, Alberto Garcia-Durán, Jason Weston, and Oksana Yakhnenko. 2013. [Translating embeddings for modeling multi-relational data](#). In *Proceedings of the 26th International Conference on Neural Information Processing Systems - Volume 2, NIPS'13*, pages 2787–2795. Curran Associates Inc.
- Ibrahim Bounhas, Nadia Soudani, and Yahya Slimani. 2020. [Building a morpho-semantic knowledge graph for arabic information retrieval](#). *Information Processing & Management*, 57(6):102124.
- Chen Chen, Yufei Wang, Aixin Sun, Bing Li, and Kwok-Yan Lam. 2023. [Dipping PLMs sauce: Bridging structure and text for effective knowledge graph completion via conditional soft prompting](#). In *Findings of the Association for Computational Linguistics: ACL 2023*, pages 11489–11503, Toronto, Canada. Association for Computational Linguistics.
- Daniel Daza, Michael Cochez, and Paul Groth. 2021. [Inductive entity representations from text via link prediction](#). In *Proceedings of the Web Conference 2021, WWW '21*, pages 798–808, Ljubljana, Slovenia. Association for Computing Machinery.
- Tim Dettmers, Pasquale Minervini, Pontus Stenertorp, and Sebastian Riedel. 2018. [Convolutional 2D knowledge graph embeddings](#). In *Proceedings of the Thirty-Second AAAI Conference on Artificial Intelligence and Thirtieth Innovative Applications of Artificial Intelligence Conference and Eighth AAAI Symposium on Educational Advances in Artificial Intelligence*, volume 32 of AAAI'18/IAAI'18/EAAI'18, pages 1811–1818, New Orleans, Louisiana, USA. AAAI Press.
- Jacob Devlin, Ming-Wei Chang, Kenton Lee, and Kristina Toutanova. 2019. [BERT: Pre-training of deep bidirectional transformers for language understanding](#). In *Proceedings of the 2019 Conference of the North American Chapter of the Association for Computational Linguistics: Human Language Technologies, Volume 1 (Long and Short Papers)*, pages 4171–4186, Minneapolis, Minnesota. Association for Computational Linguistics.
- Jiaheng Dou, Bing Tian, Yong Zhang, and Chunxiao Xing. 2021. [A novel embedding model for knowledge graph completion based on multi-task learning](#). In *Database Systems for Advanced Applications: 26th International Conference, DASFAA 2021*, pages 240–255, Taipei, Taiwan. Springer-Verlag.
- Min Gao, Jian-Yu Li, Chun-Hua Chen, Yun Li, Jun Zhang, and Zhi-Hui Zhan. 2023. [Enhanced multi-task learning and knowledge graph-based recommender system](#). *IEEE Transactions on Knowledge and Data Engineering*, 35(10):10281–10294.
- Cosimo Gregucci, Mojtaba Nayyeri, Daniel Hernández, and Steffen Staab. 2023. [Link prediction with attention applied on multiple knowledge graph embedding models](#). In *Proceedings of the ACM Web Conference 2023, WWW '23*, pages 2600–2610, New York, NY, USA. Association for Computing Machinery.
- Prachi Jain, Pankaj Kumar, Mausam, and Soumen Chakrabarti. 2018. [Type-sensitive knowledge base inference without explicit type supervision](#). In *Proceedings of the 56th Annual Meeting of the Association for Computational Linguistics (Volume 2: Short Papers)*, pages 75–80, Melbourne, Australia. Association for Computational Linguistics.
- Prachi Jain, Sushant Rathi, Mausam, and Soumen Chakrabarti. 2020. [Knowledge base comple-](#)

- tion: [Baseline strikes back \(again\)](#). *CoRR*, abs/2005.00804v3.
- Sang-Hyun Je, Wontae Choi, and Kwangjin Oh. 2023. [Unifying structure and language semantic for efficient contrastive knowledge graph completion with structured entity anchors](#). *arXiv preprint arXiv:2311.04250*.
- Bosung Kim, Taesuk Hong, Youngjoong Ko, and Jungyun Seo. 2020. [Multi-task learning for knowledge graph completion with pre-trained language models](#). In *Proceedings of the 28th International Conference on Computational Linguistics*, pages 1737–1743, Barcelona, Spain (Online). International Committee on Computational Linguistics.
- Zhenzhong Lan, Mingda Chen, Sebastian Goodman, Kevin Gimpel, Piyush Sharma, and Radu Soricut. 2020. [ALBERT: A lite BERT for self-supervised learning of language representations](#). In *8th International Conference on Learning Representations, ICLR 2020*, Addis Ababa, Ethiopia. OpenReview.net.
- Da Li, Boqing Zhu, Sen Yang, Kele Xu, Ming Yi, Yukai He, and Huaimin Wang. 2023. [Multi-task pre-training language model for semantic network completion](#). *ACM Transactions on Asian and Low-Resource Language Information Processing*, 22(11).
- Tsung-Yi Lin, Priya Goyal, Ross Girshick, Kaiming He, and Piotr Dollár. 2020. [Focal loss for dense object detection](#). *IEEE Transactions on Pattern Analysis and Machine Intelligence*, 42(2):318–327.
- Xin Lv, Yankai Lin, Yixin Cao, Lei Hou, Juanzi Li, Zhiyuan Liu, Peng Li, and Jie Zhou. 2022. [Do pre-trained models benefit knowledge graph completion? A reliable evaluation and a reasonable approach](#). In *Findings of the Association for Computational Linguistics: ACL 2022*, pages 3570–3581, Dublin, Ireland. Association for Computational Linguistics.
- Rada Mihalcea and Paul Tarau. 2004. [TextRank: Bringing order into text](#). In *Proceedings of the 2004 Conference on Empirical Methods in Natural Language Processing*, pages 404–411, Barcelona, Spain. Association for Computational Linguistics.
- George A. Miller. 1995. [WordNet: A lexical database for english](#). *Communications of the ACM*, 38(11):39–41.
- Taissir Fekih Romdhane, Haikel Alhichri, Ridha Ouni, and Mohamed Atri. 2020. [Electrocardiogram heartbeat classification based on a deep convolutional neural network and focal loss](#). *Computers in Biology and Medicine*, 123:103866.
- Apoorv Saxena, Adrian Kochsiek, and Rainer Gemulla. 2022. [Sequence-to-sequence knowledge graph completion and question answering](#). In *Proceedings of the 60th Annual Meeting of the Association for Computational Linguistics (Volume 1: Long Papers)*, pages 2814–2828, Dublin, Ireland. Association for Computational Linguistics.
- Apoorv Saxena, Aditay Tripathi, and Partha Talukdar. 2020. [Improving multi-hop question answering over knowledge graphs using knowledge base embeddings](#). In *Proceedings of the 58th Annual Meeting of the Association for Computational Linguistics*, pages 4498–4507, Online. Association for Computational Linguistics.
- Zhiqing Sun, Zhi-Hong Deng, Jian-Yun Nie, and Jian Tang. 2019. [RotatE: Knowledge graph embedding by relational rotation in complex space](#). In *7th International Conference on Learning Representations*, New Orleans, LA, USA. OpenReview.net.
- Hao Tian, Xiaoxiong Zhang, Yuhan Wang, and Daojian Zeng. 2022. [Multi-task learning and improved TextRank for knowledge graph completion](#). *Entropy*, 24(10):1495.
- Kristina Toutanova and Danqi Chen. 2015. [Observed versus latent features for knowledge base and text inference](#). In *Proceedings of the 3rd Workshop on Continuous Vector Space Models and their Compositionality*, pages 57–66, Beijing, China. Association for Computational Linguistics.
- Théo Trouillon, Johannes Welbl, Sebastian Riedel, Éric Gaussier, and Guillaume Bouchard. 2016. [Complex embeddings for simple link prediction](#). In *Proceedings of the 33rd International Conference on International Conference*

- on *Machine Learning*, volume 48 of *ICML'16*, pages 2071–2080, New York, NY, USA. Proceedings of Machine Learning Research.
- Bo Wang, Tao Shen, Guodong Long, Tianyi Zhou, Ying Wang, and Yi Chang. 2021a. [Structure-augmented text representation learning for efficient knowledge graph completion](#). In *Proceedings of the Web Conference 2021, WWW '21*, pages 1737–1748, Ljubljana, Slovenia. Association for Computing Machinery.
- Liang Wang, Wei Zhao, Zhuoyu Wei, and Jingming Liu. 2022. [SimKGC: Simple contrastive knowledge graph completion with pre-trained language models](#). In *Proceedings of the 60th Annual Meeting of the Association for Computational Linguistics (Volume 1: Long Papers)*, pages 4281–4294, Dublin, Ireland. Association for Computational Linguistics.
- Xiaozhi Wang, Tianyu Gao, Zhaocheng Zhu, Zhengyan Zhang, Zhiyuan Liu, Juanzi Li, and Jian Tang. 2021b. [KEPLER: A unified model for knowledge embedding and pre-trained language representation](#). *Transactions of the Association for Computational Linguistics*, 9:176–194.
- Ruobing Xie, Zhiyuan Liu, Jia Jia, Huanbo Luan, and Maosong Sun. 2016. [Representation learning of knowledge graphs with entity descriptions](#). In *Proceedings of the Thirtieth AAAI Conference on Artificial Intelligence, AAAI'16*, pages 2659–2665, Phoenix, Arizona. AAAI Press.
- Xin Xie, Ningyu Zhang, Zhoubo Li, Shumin Deng, Hui Chen, Feiyu Xiong, Mosha Chen, and Huajun Chen. 2022. [From discrimination to generation: Knowledge graph completion with generative transformer](#). In *Companion Proceedings of the Web Conference 2022, WWW '22*, pages 162–165, Virtual Event, Lyon, France. Association for Computing Machinery.
- Bishan Yang, Wen-tau Yih, Xiaodong He, Jianfeng Gao, and Li Deng. 2015. [Embedding entities and relations for learning and inference in knowledge bases](#). In *3rd International Conference on Learning Representations*, San Diego, CA, USA.
- Yinfei Yang, Gustavo Hernandez Abrego, Steve Yuan, Mandy Guo, Qinlan Shen, Daniel Cer, Yun-hsuan Sung, Brian Strope, and Ray Kurzweil. 2019. [Improving multilingual sentence embedding using bi-directional dual encoder with additive margin softmax](#). In *Proceedings of the Twenty-Eighth International Joint Conference on Artificial Intelligence, IJCAI-19*, pages 5370–5378, Macao, China. International Joint Conferences on Artificial Intelligence Organization.
- Liang Yao, Chengsheng Mao, and Yuan Luo. 2019. [KG-BERT: BERT for knowledge graph completion](#). *CoRR*, abs/1909.03193v2.
- Liang Yao, Jiazhen Peng, Chengsheng Mao, and Yuan Luo. 2024. [Exploring large language models for knowledge graph completion](#). *CoRR*, abs/2308.13916v4.