
Hard Work Does Not Always Pay Off: Poisoning Attacks on Neural Architecture Search

Zachary Coalson¹ Huazheng Wang¹ Qingyun Wu² Sanghyun Hong¹

Abstract

In this paper, we study the robustness of “data-centric” approaches to finding neural network architectures (known as neural architecture search) to data distribution shifts. To audit this robustness, we present a data poisoning attack, when injected to the training data used for architecture search that can prevent the victim algorithm from finding an architecture with optimal accuracy. We first define the attack objective for crafting poisoning samples that can induce the victim to generate sub-optimal architectures. To this end, we weaponize existing search algorithms to generate adversarial architectures that serve as our objectives. We also present techniques that the attacker can use to significantly reduce the computational costs of crafting poisoning samples. In an extensive evaluation of our poisoning attack on a representative architecture search algorithm, we show its surprising robustness. Because our attack employs clean-label poisoning, we also evaluate its robustness against label noise. We find that random label-flipping is more effective in generating sub-optimal architectures than our clean-label attack. Our results suggests that care must be taken for the data this emerging approach uses, and future work is needed to develop robust algorithms.

1. Introduction

A key factor driving recent advances in deep learning is the development of novel neural network architectures. For example, He et al. (2016) introduced ResNets, an architecture with residual connections, that improved the top-1 accuracy on ImageNet (Deng et al., 2009) by 3.75% with 5× times fewer parameters compared to its predecessor, VGGs (Liu and Deng, 2015). MobileNets (Howard et al., 2017) further reduced parameters by 8× times with comparable accuracy.

¹Oregon State University, Corvallis, USA ²Penn State University, Pennsylvania, USA. Correspondence to: Zachary Coalson <coalsonz@oregonstate.edu>.

Recent work has introduced a *data-centric* approach to designing novel neural network architectures: neural architecture search (NAS) (Liu et al., 2018b; Real et al., 2019; Liu et al., 2018a; Zoph and Le, 2017; Zoph et al., 2018). This new approach has shifted the paradigm from manual engineering to the automatic design of a novel network architecture. Given a dataset and a search space of architecture choices, NAS algorithms iteratively search for a network architecture that minimizes the predefined search objective(s). A typical choice of the objective is to maximize the validation performance of a neural network trained on the dataset.

In this work, we study a new threat to this emerging “data-centric” approach. Specifically, we ask the question: *How vulnerable are NAS algorithms to data poisoning?* Data poisoning attacks are able to induce the adversarial distributional shifts to the dataset. This compromised dataset, when used for searching an architecture, induces the victim’s search algorithms to output architectures far from optimal, e.g., leading to an architecture with lower performance. It is particularly important to understand the weaknesses as the NAS process is purely empirical and the victim cannot identify whether the architectures are really “sub-optimal.”

Contributions. *First*, we introduce a clean-label poisoning attack for NAS. Our attack acts as an auditing mechanism for NAS algorithms against data distribution shifts. Unlike traditional data poisoning attacks, which have clearly defined goals (e.g. indiscriminate or targeted) that enable the development of objectives, it is unclear what objective should be used against a given NAS algorithm. Another challenge inherent to NAS is computational costs, as even the most efficient algorithms are still more time consuming than the training of the networks they produce.

To define poison-crafting objectives for NAS, we introduce anti-search: a framework for analyzing the failure modes of NAS algorithms. In this framework, we flip the optimization objective(s) of a given NAS algorithm, execute it, and empirically analyze the worst-case architectures. We then devise poison-crafting objectives in alignment with the empirical worst-case. Through this framework we also find and discuss a limitation of poisoning attacks on NAS: the opposition of the adversarial and clean loss objectives.

We also address the computational burden of crafting poisons. By using a gradient-based supernet algorithm, we are able to optimize our poisoning objective without expensive proxy-based methods. Additionally, we utilize insights from prior poisoning attacks (Geiping et al., 2021; Huang et al., 2020) to balance computational costs and effectiveness.

Second, we thoroughly evaluate our poisoning attack on the seminal NAS algorithm DARTS (Liu et al., 2019). To capture the impact of the poisons on the resulting architectures (and not the weights), we run DARTS on the poisoned datasets and then retrain them on their clean counterparts. Through a series of experiments, we find DARTS to be robust to data poisoning attacks. Even for large poisoning percentages our attack is not able to reduce the performance of DARTS to a level that would invalidate its usage. Surprisingly, however, we find that random label flipping—an attack representing the label noise—is effective, prompting us to explore the characteristics that enable its success.

Using these results and insights from our poisoning process, we discuss the impracticality of inducing the worst-case due to the antithetical nature of the clean and adversarial objectives. We conclude by discussing additional factors that make the poisoning of NAS algorithms challenging.

2. Preliminaries

Neural architecture search (NAS) refers to the *data-centric approach* to find optimal neural network architectures. Given a dataset, a search space, and an objective, NAS algorithms iteratively populate candidate architectures from the search space and choose the architecture that satisfies the objective the best. The search space is pre-defined by a runner and composed of layers and their configurations (e.g., a convolutional layer with 3×3 or 5×5 kernel). A typical objective is to improve performance (Liu et al., 2019; Pham et al., 2018; Zoph and Le, 2017), but recent work proposed additional objectives such as reducing inference latency (Cai et al., 2019; Tan et al., 2019) or computational demands (Lu et al., 2019; 2020).

Initial work leverages techniques such as reinforcement learning (Pham et al., 2018; Zoph and Le, 2017; Baker et al., 2017) or evolutionary algorithms (Real et al., 2019; 2017). At each iteration, they compute a reward—how well an architecture satisfies a search objective—on a discrete search space and advance the architecture. However, as the number of candidate architectures is incredibly large, e.g., 1.6×10^{29} architectures (Pham et al., 2018), these methods are computationally infeasible in most scenarios.

Differentiable NAS has gained a lot of recent popularity due its efficiency and performance (Liu et al., 2019; Cai et al., 2019). These algorithms, as the name suggests, work by formulating the search procedure as gradient descent

and leveraging deep-learning frameworks, e.g., PyTorch, optimized for computing it.

DARTS (Liu et al., 2019) is perhaps the most well known of these algorithms due to its simplicity and efficiency. In DARTS, architectures are stacks of identical cells comprised of a sequence of nodes. The goal is to learn the optimal cell within a search space defined by the different connections and operations between the internal nodes, containing 10^{18} possible architectures. DARTS makes the search space continuous by relaxing the discrete selection of operations between two nodes. Instead, they define architectural parameters which are used to weight operations during search:

$$\bar{o}^{(i,j)}(x) = \sum_{o \in \mathcal{O}} \frac{\exp(\alpha_o^{(i,j)})}{\sum_{o' \in \mathcal{O}} \exp(\alpha_{o'}^{(i,j)})} o(x) \quad (1)$$

where \mathcal{O} is the set of candidate operations and $\alpha_o^{(i,j)}$ the weight of the operation o between nodes i and j . The output of a node is defined by the sum of Equation 1 across all connections between that node and its predecessors. By formulating the problem in this manner, DARTS can instantiate a single supernet that possesses weights pertaining to all operations and connections between nodes, which enables the bi-level optimization of the architectural parameters and model weights. After search, DARTS retains the highest-weighted operations and discretizes the architecture before retraining it from scratch. For additional information on the DARTS implementation, we refer readers to the original work (Liu et al., 2019).

In this work, we use DARTS as a vehicle for studying the robustness of NAS algorithms to poisoning attacks. Because it is differentiable, we can apply efficient gradient-based poisoning pipelines, e.g., proposed by Geiping et al. (2021), without expensive proxy-based methods. While this limits the breadth of our exploration, we deem gradient-based NAS a representative starting place. Additionally, the impact of our poisons will be more evident then if using more complex algorithms. We posit that if DARTS is robust to data poisoning, then the work built on it (Cai et al., 2019; Xu et al., 2020; Chen et al., 2019) should be too.

Data poisoning is a training-time attack where the attacker injects carefully-crafted poisoning instances into the victim’s training data to induce the models trained on the compromised data to behave maliciously. A typical attack objective of poisoning attacks is performance degradation. Indiscriminate attacks (Steinhardt et al., 2017; Zhao and Lao, 2022; He et al., 2023) aims to degrade the victim model’s performance, while targeted attacks (Shafahi et al., 2018; Aghakhani et al., 2021; Huang et al., 2020; Geiping et al., 2021) cause misclassification of a specific test-time sample to the class of an adversary’s interest. While both attacks have been shown effective against various models, targeted poisoning has been considered practical on neural

networks. It limits the attacker to compromising a few poisoning samples (typically less than 1% of the training data), and the poisons are mostly *clean-label*—they craft poisons from benign test-time samples by perturbing images human-imperceptibly. We follow this practical attack setting but with a different set of objectives: we aim to deviate NAS algorithms from finding optimal neural network architectures with a practical number of clean-label poisons.

3. Our Poisoning Attack

Now we study whether an adversary can induce the worst-case architectures shown in the previous section in practice.

3.1. Threat Model

We consider a data poisoning attacker to demonstrate the practical exploitation of data-centric NAS algorithms.

Goal. We assume the attacker is to induce the failure modes identified in §3.3 if the victim runs NAS algorithms on the compromised data. Specifically, the attacker aims to degrade the performance of an architecture produced by the victim’s NAS algorithm. Additionally, the attacker can significantly increase the time needed to find an optimal architecture as the victim may keep running NAS algorithms until they find an architecture with sufficient performance.

Capabilities. The attacker can compromise a small subset of the training data, which acts as *poisons*. It is a practical scenario as the NAS process is completely data-centric and its training data is typically collected from various sources, e.g., from the Internet. The attacker, for example, by hosting malicious images on their websites, makes these images collected by the victim. We expect the poisons crafted by the adversary to be *clean-label*: the attacker adds human-imperceptible perturbations to the benign images while preserving their labels. This prevents the poisons from being filtered by trivial efforts in data collection, e.g., arbitrary data curators manually filtering out suspicious samples.

Knowledge. Because we audit the robustness, we consider the strong white-box adversary who knows the details of the NAS algorithm e.g., its search space, used by the victim.

3.2. The Neural Anti-Search Framework

We first start by analyzing the failure modes of NAS to better understand the worst-case architectures a data poisoning adversary can induce. Those failure modes we identify will be our poison-crafting objectives. We are *not* interested in just making the search process in vain (e.g., the architectures NAS algorithms find perform the same as off-the-shelf architectures like ResNets in CIFAR10). Our goal is to identify the architectures, found by spending thousands of GPU hours for running NAS algorithms, that perform *worse* than

off-the-shelf ones anyone can easily find on the Internet.

To this end, we weaponize NAS and develop a framework for finding the worst-case neural network architectures that a NAS algorithm can produce. Differentiable NAS (Liu et al., 2019) formulates the architecture search problem into an optimization problem where we iteratively minimize the search objective using gradient descent. Our framework, namely neural Anti-Search, in contrast, runs the search process while *maximizing* the search objective of a NAS algorithm. The objective can be written as follows:

$$\mathcal{L}_{ours} = -\mathcal{L}_{search} - \lambda \cdot \mathcal{L}_{aux}$$

where \mathcal{L}_{search} is the NAS search objective, such as the cross-entropy loss; \mathcal{L}_{aux} is the additional search objective advanced NAS algorithms use (e.g., ℓ_2 -regularization or the expected latency); and λ is the hyper-parameter balancing the two. At each iteration, these objectives are computed on candidate architectures trained on a subset of training data.

Our anti-search objective. We consider the dominant objective from prior work: improving the performance of an architecture (Liu et al., 2019). We perform our anti-search for finding an architecture showing the performance worse than any off-the-shelf models with the following objective:

$$\mathcal{L}_{ours} = -\mathcal{L}_{xe}$$

where \mathcal{L}_{xe} denotes the cross-entropy loss.

Note that our framework is extendable by incorporating any (differentiable) objective and performing an anti-search for the worst-case architectures.

3.3. The Poison-Crafting Objective

We now run our Neural Anti-Search framework to identify the worst-case architectures that a NAS algorithm might generate. We will use these architectural configurations as objectives for crafting poisoning samples in §3.4.

Setup. We test the seminal NAS algorithm DARTS (Liu et al., 2019). We run DARTS on CIFAR10 (Krizhevsky, 2009) and use the dataset splits and hyper-parameters that the original study uses. However, we employ the search objective \mathcal{L}_{ours} , opposite from the original study.

Metrics. We employ classification accuracy for evaluating the architectures generated by our Anti-Search framework.

Results. Table 1 summarizes our results. We compare the accuracy of the architectures our framework produces with the two baselines. We show the averaged metrics in each row (five runs for DARTS with CIFAR10). “Random” refers to randomly choosing five architectures from the NAS search space. In DARTS, our framework finds architectures with an average accuracy of 93.46%, which is 3.74% less than architecture the original DARTS finds and 3.42% less

	Clean	Random	Anti-Search
Accuracy	97.20 ± 0.14	96.88 ± 0.25	93.46 ± 0.12

Table 1. **Our Anti-Search Results.** We show the accuracy of architectures produced using random search, the original algorithm (Liu et al., 2019), and our anti-search framework. Random search utilizes the search space originally described in the prior work.

than the averaged accuracy of five architectures randomly chosen from the DARTS search space.

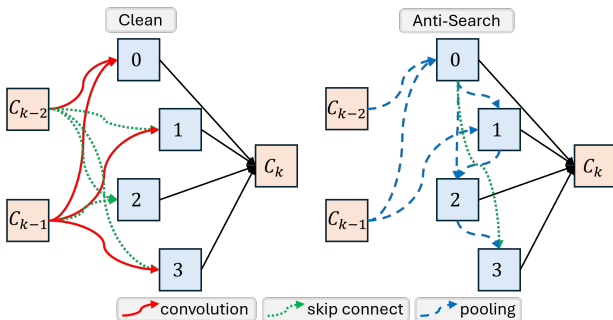


Figure 1. **Illustration of NAS Failure Modes.** C_k is the layer output of cell k , and the centered squares are the internal nodes. In clean search (left), DARTS produces normal cells with a mixture of skip connections and convolutions. In our anti-search framework (right), convolutions and skip connections are widely replaced with pooling operations, limiting feature extraction.

To understand what architectural configurations lead to such worst-cases, we contrast the worst architecture found by our anti-search framework and the best from the original study. We limit our attention to the normal cell, as we deem feature extraction the most important in terms of performance. The architectures are shown in Figure 1. Unsurprisingly, the worst-case architecture avoids convolutions: ours has 0, whereas the original DARTS produces an architecture with 4. The lack of convolutions prevents an architecture from learning useful features for a given task, leading to inferior performance. Additionally, the worst-case architecture is comprised almost entirely of pooling operations. This hinders performance as the pooling operations have no useful features to extract, and if used in excess reduce the amount of information available for classification.

3.4. The Poison-Crafting Algorithm

Most poisoning attack algorithms work by computing the gradients from the poison-crafting objective and back-propagating the gradients to the poison inputs. The poison-crafting objective here is to increase the error on the target instance, e.g., by making poisons have a latent representation similar to the adversary’s class so that a model trained

with the poisons will misclassify the target into the class.

We design our poison-crafting objective to quantify how close the architectures found by the target NAS algorithm are to the worst-case architectures identified in §3.3. This is done at the gradient-level of the architectural parameters because they are interpretable, i.e. one architectural parameter corresponds to an operation in a DARTS cell. The worst-case scenario we consider for DARTS are architectures with few convolutions and many pooling operations or skip connections in the normal cell. Therefore, we formulate our crafting objective as follows:

$$L_{adv}(F(\cdot), (x, y)) = \sum_{i,j} \sum_{o \in \mathcal{O}} (S_{nc} - S_c) \cdot \nabla_{\alpha_o^{(i,j)}} L_{xe}(F(x), y) \quad (2)$$

where S_c is a selector that evaluates to 1 if the current operation is a convolution and 0 otherwise, S_{nc} a selector doing the opposite, $\alpha_o^{(i,j)}$ the architectural parameter between the i^{th} and j^{th} nodes in a DARTS cell that represents the weight of the operation o , L_{xe} the cross entropy loss, $F(\cdot)$ a DARTS supernet, and x and y an arbitrary set of inputs and labels. Essentially, the objective iterates across all (i, j) pairs of connections in the DARTS algorithm and quantifies the desirability of the current operations that the gradients are signaling for. When minimized, we craft poisons that, for a given DARTS supernet, produce gradients with respect to the architectural parameters that favor non-convolution operations (i.e. the gradients are negative) and punish convolution operations (i.e. the gradients are positive). Therefore, ideally, when gradient descent is performed on our poisons, the weight given to non-convolution operations increases, and the weight given to convolution operations decreases.

3.5. Putting Altogether: Our Poisoning Attack

We now present our poisoning attack for attacking DARTS. To optimize our objective in an effective but computationally feasible manner, we adapt insights from prior state of the art poisoning attacks. (1) Huang et al., 2020 find that using an ensemble of victim networks greatly increases the transferability of poisons. (2) Geiping et al., 2021 use differentiable data augmentation, which makes poisons more robust to standard data augmentations such as horizontal flips and random crops. These works propose additional mechanisms like random restarts and unrolling steps for the victim model, but we prioritize the former to retain computational feasibility and leave their potential effectiveness as future work. Our final algorithm is shown in Figure 1.

(line 1-2) Instantiate poisons. We first randomly sample victim data from the training set according to our poisoning budget. We then instantiate the perturbation mask which will be added to the victim data to create the poisons.

(line 3-13) Optimize our poisons. For a predefined number

Algorithm 1 Poison Crafting Algorithm

Input: Pretrained ensemble of models uniformly staggered by epoch $\{F(\cdot)\}_{i=1}^E$, training images and labels $(x_i, y_i)_{i=1}^N$, number of poisons to craft P , perturbation bound ε , number of optimization steps S

Output: P poisoned samples with their respective clean labels.

- 1: Randomly sample P inputs from training data
- 2: Initialize perturbation masks: $\Delta \in \mathbb{R}^{P \times n}$
- 3: **for** $r = 1, \dots, S$ optimization steps **do**
- 4: Apply poison mask: $p \leftarrow (x_i + \Delta_i)_{i=1}^P$
- 5: Apply data augmentations to p
- 6: **for** $j = 1, \dots, E$ in models **do**
- 7: $\text{loss}_j \leftarrow L_{\text{adv}}(F_j(\cdot), (p_i, y_i)_{i=1}^N)$
- 8: **end for**
- 9: Compute averaged loss: $\frac{1}{E} \sum_{i=j}^E \text{loss}_j$
- 10: Update Δ with a step of signed Adam
- 11: Project Δ onto $\|\Delta\|_{\infty} \leq \varepsilon$
- 12: **end for**
- 13: **return** poisoned samples $(x_i + \Delta_i, y_i)_{i=1}^P$

of optimization steps, we first apply the poison mask to the victim data and apply data augmentations as done in (Geiping et al., 2021). Next, we loop through the ensemble of victim networks, and compute our loss objective, defined in Equation 2, on each individual network and the poisoned data. We then average the loss across the ensemble and minimize it by updating our poisons with a signed Adam update. Finally, after all optimization steps, our poisons and their corresponding clean labels are returned.

4. Empirical Evaluation

We now leverage our poisoning attack to audit the robustness of NAS algorithms to the worst-case data distribution shifts.

Setup. We evaluate with CIFAR10 (Krizhevsky, 2009) In our poisoning attack, we limit the percentage of poisoning samples (the attack budget) $p \in \{0.01, 0.05, 0.10\}$. In CIFAR10, the attacker can then compromise 500, 2500, or 5000 samples respectively. We randomly choose all poisons.

Metrics. We employ a single metric: test-time accuracy of the network architectures produced by the DARTS search procedure and trained on a clean dataset from scratch.

Baselines. We evaluate two baseline poisoning attacks in addition to our own. The first is Gaussian noise, where we sample noise from a standard normal distribution and bound it before adding it to the poisons. This can be thought of as a random clean-label attack, as there is no preliminary objective used to select the perturbations. The second is random label flipping (RLF), where we flip the original label of poisoned samples to a randomly selected alternative. This

attack is not clean-label, but serves as an additional baseline when there is the label noise (Northcutt et al., 2021).

4.1. Effectiveness of Poisoning Attacks

Methodology. We compromise $\{1, 5, 10\}\%$ of the training data and craft poisons using our method and the two baselines. The clean-label attacks (ours and Gaussian noise), use an L_{∞} bound of $\varepsilon = 16$. For our attack, we test victim ensemble sizes of $e \in \{1, 6\}$. For $e = 1$, the supernet is trained for 50 epochs in alignment with the original study. For $e = 6$, we use supernets trained for 0,10,...,50 epochs. The effectiveness of all attacks is measured using the test accuracy on the architectures produced by DARTS. Following Liu et al., 2019, we first run DARTS to search for the optimal architecture and then train it from scratch to determine the final performance. This training is done on the clean dataset, to capture the impact of the poisons on the architecture, and not the model weights. We set the search space and hyper-parameters (for searching and training) to the same values used in the original study. To reduce variability inherent to the NAS process, we fix the seed and compute the average accuracy across five runs.

Poisoning Attacks	Poison Budget (p)			
	$p = 0\%$	$p = 1\%$	$p = 5\%$	$p = 10\%$
Clean	97.20 ±0.14	-	-	-
Random	96.88 ±0.25	-	-	-
Anti-Search	93.46 ±0.12	-	-	-
RLF	-	97.05 ±0.09	96.20 ±0.46	96.37 ±0.47
Gaussian Noise	-	97.15 ±0.19	97.19 ±0.04	97.06 ±0.09
Ours ($e = 1$)	-	97.03 ±0.20	97.26 ±0.16	97.12 ±0.11
Ours ($e = 6$)	-	97.07 ±0.06	97.07 ±0.18	97.18 ±0.15

Table 2. Results of Our Poisoning Attacks. The upper section of the table shows our baseline results. The lower contains results from the poisoning experiments. Both clean-label attacks use $\varepsilon = 16$. For our attack, e refers to the size of the ensemble used when crafting. We show the averaged accuracy over five runs.

Results. Table 2 summarizes our results. Our attack does not have a substantial impact on accuracy. Across all poisoning budgets, it is not able to significantly reduce the average accuracy below any of the previously defined baselines. Interestingly, our attack does not prove any more effective than Gaussian noise, despite using a targeted crafting objective and pipeline. This suggests that DARTS may offer increased robustness to clean-label attacks. We also find that the size of the ensemble does not significantly effect poisoning success. However, we find that for 5–10% poisoning budgets, random label flipping does reduce the performance of DARTS by a significant margin, as the resultant architectures have an average accuracy that is below random search. In a practical setting this would completely negate the benefit of the victim using DARTS, as it is no better than selecting random architectures from the search

space. Our results suggest that for attacking NAS through poisoning, label flipping may prove a more effective attack vector than clean-label poisons.

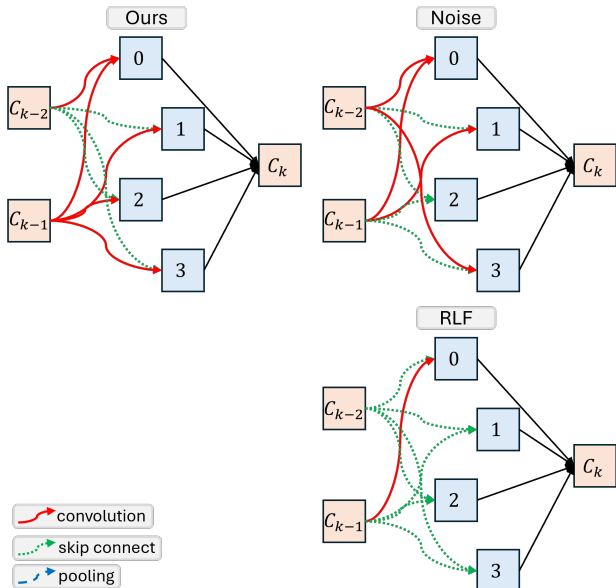


Figure 2. Architectures Induced by Our Poisoning Attacks. (Refer to Figure 1 for details on the visualization) From the left, the architectures induced by our attack, Gaussian noise, and random label flipping, respectively. Random label flipping is the only attack able to limit convolutions and thus model performance.

The results in Table 2 align with our insights from §3.3. Figure 2 visualizes the worst architecture found from each poisoning attack across all budgets. The architectures produced by our attack and Gaussian noise still contain a desirable number of convolutions (3-5) and no pooling operations. However, the architecture produced by RLF contains only 1 convolution and all skip-connections, greatly limiting feature extraction and therefore performance. Because RLF is introducing contradictions between features and their associated classes, DARTS may choose skip-connections as they have less propensity to introduce more error.

Finally, we explore the concise impact of the attack budget. Figure 3 provides a visualization of the effect of poisoning percentage on attack success. For the clean-label attacks, poisoning budgets have no significant effect on model performance, as all of them are in the range of clean search. For RLF, however, we notice a substantial decrease in accuracy when increasing the budget from 1% to 5%, as model performance drops well below clean and random search. This degradation remains when increasing the budget to 10%, but surprisingly does not decrease further. Interestingly, the standard deviations associated with the prior two runs are the largest among all trials, suggesting that random label flipping destabilizes the DARTS search process.

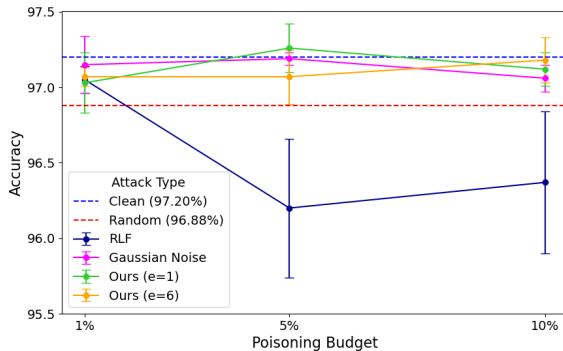


Figure 3. Effectiveness of Our Attack Under Different Poisoning Budgets. Error bars denote the standard deviations of all runs. As the number of poisons increases, RLF is the only attack that substantially decreases the performance of generated architectures.

5. Discussion and Conclusion

This work studies the robustness of NAS algorithms to data distribution shifts. To conduct this study, we first propose a framework for finding and analyzing the worst-case architectures produced by NAS. We apply anti-search on the representative NAS algorithm (DARTS) and use it to develop a clean-label poisoning attack. Through extensive experiments, we find DARTS to be surprisingly robust to our clean-label attack under various poisoning budgets. This can likely be attributed to several factors:

Limited transferability. In our attack, poisons are crafted against an ensemble of victim networks, each with their own respective model weights. Despite the architectural parameters being universal, our poison crafting process overfits these individual weights and consequently limit transferability. Transferability can be further limited by other points of randomness such as data augmentation, the unrolling step used during DARTS search procedure, and the training process, as shown in recent work (Lucas et al., 2023).

Conflicting objectives. Successful targeted poisoning attacks define adversarial loss objectives that can be minimized in alignment with the clean objective (Huang et al., 2020; Geiping et al., 2021). Our attack objective, however, is antithetical to the clean objective used by DARTS and all NAS algorithms. Our poisons seek to induce architectures with undesirable operations, while the clean search process does the opposite. This means that even with a large poisoning budget, e.g. 10%, our poisons are outnumbered by the clean samples signaling for effective operations.

These factors help explain why random label flipping was a more effective attack. The "poison" is inherent to the labeling and not the goal of producing malicious gradients. Also, instead of requiring the use of an incompatible objective, random label flipping is more successful by increasing the uncertainty associated with the task. We leave the develop-

ment of an effective label flipping attack as future work.

Overall, the results of our work suggest that future research is necessary for further understanding the vulnerabilities of NAS that arise from its “data-driven” nature.

Acknowledgements

Zachary Coalson and Sanghyun Hong are partially supported by the Google Research Scholar Program.

References

- H. Aghakhani, D. Meng, Y.-X. Wang, C. Kruegel, and G. Vigna. Bullseye polytope: A scalable clean-label poisoning attack with improved transferability. In *2021 IEEE European Symposium on Security and Privacy (EuroS&P)*, pages 159–178, 2021. doi: 10.1109/EuroSP51992.2021.00021.
- B. Baker, O. Gupta, N. Naik, and R. Raskar. Designing neural network architectures using reinforcement learning. In *International Conference on Learning Representations*, 2017. URL <https://openreview.net/forum?id=S1c2cvqee>.
- H. Cai, L. Zhu, and S. Han. ProxylessNAS: Direct neural architecture search on target task and hardware. In *International Conference on Learning Representations*, 2019. URL <https://openreview.net/forum?id=HylVB3AqYm>.
- X. Chen, L. Xie, J. Wu, and Q. Tian. Progressive differentiable architecture search: Bridging the depth gap between search and evaluation, 2019.
- J. Deng, W. Dong, R. Socher, L.-J. Li, K. Li, and L. Fei-Fei. Imagenet: A large-scale hierarchical image database. In *2009 IEEE Conference on Computer Vision and Pattern Recognition*, pages 248–255, 2009. doi: 10.1109/CVPR.2009.5206848.
- J. Geiping, L. H. Fowl, W. R. Huang, W. Czaja, G. Taylor, M. Moeller, and T. Goldstein. Witches’ brew: Industrial scale data poisoning via gradient matching. In *International Conference on Learning Representations*, 2021. URL <https://openreview.net/forum?id=01olnfLIbD>.
- H. He, K. Zha, and D. Katabi. Indiscriminate poisoning attacks on unsupervised contrastive learning. In *The Eleventh International Conference on Learning Representations*, 2023. URL https://openreview.net/forum?id=f0a_dWEYg-Td.
- K. He, X. Zhang, S. Ren, and J. Sun. Deep residual learning for image recognition. In *Proceedings of the IEEE conference on computer vision and pattern recognition*, pages 770–778, 2016.
- A. G. Howard, M. Zhu, B. Chen, D. Kalenichenko, W. Wang, T. Weyand, M. Andreetto, and H. Adam. Mobilenets: Efficient convolutional neural networks for mobile vision applications, 2017.
- W. R. Huang, J. Geiping, L. Fowl, G. Taylor, and T. Goldstein. Metapoison: Practical general-purpose clean-label data poisoning. In H. Larochelle, M. Ranzato, R. Hadsell, M. Balcan, and H. Lin, editors, *Advances in Neural Information Processing Systems*, volume 33, pages 12080–12091. Curran Associates, Inc., 2020. URL https://proceedings.neurips.cc/paper_files/paper/2020/file/8ce6fc704072e351679ac97d4a985574-Paper.pdf.
- A. Krizhevsky. Learning multiple layers of features from tiny images. Technical report, 2009.
- C. Liu, B. Zoph, M. Neumann, J. Shlens, W. Hua, L.-J. Li, L. Fei-Fei, A. Yuille, J. Huang, and K. Murphy. Progressive neural architecture search. In *Proceedings of the European Conference on Computer Vision (ECCV)*, September 2018a.
- H. Liu, K. Simonyan, O. Vinyals, C. Fernando, and K. Kavukcuoglu. Hierarchical representations for efficient architecture search. In *International Conference on Learning Representations*, 2018b. URL <https://openreview.net/forum?id=BJQRKzbA->.
- H. Liu, K. Simonyan, and Y. Yang. DARTS: Differentiable architecture search. In *International Conference on Learning Representations*, 2019. URL <https://openreview.net/forum?id=S1eYHoC5FX>.
- S. Liu and W. Deng. Very deep convolutional neural network based image classification using small training sample size. In *2015 3rd IAPR Asian Conference on Pattern Recognition (ACPR)*, pages 730–734, 2015. doi: 10.1109/ACPR.2015.7486599.
- Z. Lu, I. Whalen, V. Boddeti, Y. Dhebar, K. Deb, E. Goodman, and W. Banzhaf. Nsga-net: Neural architecture search using multi-objective genetic algorithm, 2019.
- Z. Lu, K. Deb, E. Goodman, W. Banzhaf, and V. N. Boddeti. Nsganetv2: Evolutionary multi-objective surrogate-assisted neural architecture search, 2020.
- K. Lucas, M. Jagielski, F. Tramèr, L. Bauer, and N. Carlini. Randomness in ml defenses helps persistent attackers and hinders evaluators. *arXiv preprint arXiv:2302.13464*, 2023.

- C. Northcutt, L. Jiang, and I. Chuang. Confident learning: Estimating uncertainty in dataset labels. *J. Artif. Int. Res.*, 70:1373–1411, may 2021. ISSN 1076-9757. doi: 10.1613/jair.1.12125. URL <https://doi.org/10.1613/jair.1.12125>.
- H. Pham, M. Guan, B. Zoph, Q. Le, and J. Dean. Efficient neural architecture search via parameters sharing. In J. Dy and A. Krause, editors, *Proceedings of the 35th International Conference on Machine Learning*, volume 80 of *Proceedings of Machine Learning Research*, pages 4095–4104. PMLR, 10–15 Jul 2018.
- E. Real, S. Moore, A. Selle, S. Saxena, Y. L. Suematsu, J. Tan, Q. V. Le, and A. Kurakin. Large-scale evolution of image classifiers. In *Proceedings of the 34th International Conference on Machine Learning - Volume 70, ICML'17*, page 2902–2911. JMLR.org, 2017.
- E. Real, A. Aggarwal, Y. Huang, and Q. V. Le. Regularized evolution for image classifier architecture search. In *Proceedings of the Thirty-Third AAAI Conference on Artificial Intelligence and Thirty-First Innovative Applications of Artificial Intelligence Conference and Ninth AAAI Symposium on Educational Advances in Artificial Intelligence, AAAI'19/IAAI'19/EAAI'19*. AAAI Press, 2019. ISBN 978-1-57735-809-1. doi: 10.1609/aaai.v33i01.33014780. URL <https://doi.org/10.1609/aaai.v33i01.33014780>.
- A. Shafahi, W. R. Huang, M. Najibi, O. Suci, C. Studer, T. Dumitras, and T. Goldstein. Poison frogs! targeted clean-label poisoning attacks on neural networks. In S. Bengio, H. Wallach, H. Larochelle, K. Grauman, N. Cesa-Bianchi, and R. Garnett, editors, *Advances in Neural Information Processing Systems*, volume 31. Curran Associates, Inc., 2018. URL https://proceedings.neurips.cc/paper_files/paper/2018/file/22722a343513ed45f14905eb07621686-Paper.pdf.
- J. Steinhardt, P. W. W. Koh, and P. S. Liang. Certified defenses for data poisoning attacks. In I. Guyon, U. V. Luxburg, S. Bengio, H. Wallach, R. Fergus, S. Vishwanathan, and R. Garnett, editors, *Advances in Neural Information Processing Systems*, volume 30. Curran Associates, Inc., 2017. URL https://proceedings.neurips.cc/paper_files/paper/2017/file/9d7311ba459f9e45ed746755a32dcd11-Paper.pdf.
- M. Tan, B. Chen, R. Pang, V. Vasudevan, M. Sandler, A. Howard, and Q. V. Le. Mnasnet: Platform-aware neural architecture search for mobile, 2019.
- Y. Xu, L. Xie, X. Zhang, X. Chen, G.-J. Qi, Q. Tian, and H. Xiong. Pc-darts: Partial channel connections for memory-efficient architecture search, 2020.
- B. Zhao and Y. Lao. Clpa: Clean-label poisoning availability attacks using generative adversarial nets. In *Proceedings of the AAAI Conference on Artificial Intelligence*, volume 36, pages 9162–9170, 2022.
- B. Zoph and Q. Le. Neural architecture search with reinforcement learning. In *International Conference on Learning Representations*, 2017. URL <https://openreview.net/forum?id=r1Ue8Hcxg>.
- B. Zoph, V. Vasudevan, J. Shlens, and Q. V. Le. Learning transferable architectures for scalable image recognition. In *2018 IEEE/CVF Conference on Computer Vision and Pattern Recognition (CVPR)*, pages 8697–8710, Los Alamitos, CA, USA, jun 2018. IEEE Computer Society. doi: 10.1109/CVPR.2018.00907. URL <https://doi.ieeecomputersociety.org/10.1109/CVPR.2018.00907>.

A. Detailed Experimental Setup

Here we describe our experimental setup in detail. All experiments use Python v3.11.4¹ with Pytorch v2.0.1² as the machine learning framework. We run experiments on a system with a 48 core Intel Xeon Processor, 768GB of memory, and 8 NVIDIA A40 GPUs.

NAS experiments. For all NAS experiments, we adapt the official PyTorch implementation of DARTS (Liu et al., 2019). We leave all DARTS-specific hyperparameters the exact same as in the original work, and simply add functionality for inserting poisons prior to searching. The methodology we use for obtaining a fully-trained DARTS network is as follows: (1) run the DARTS search algorithm for 50 epochs, (2) save the final (discretized) architecture, (3) re-train the architecture from scratch for 600 epochs.

Poison crafting To craft poisons, we adapt the official PyTorch implementation of Witches’ Brew (Geiping et al., 2021). We use a batch size of 128, L^∞ poisoning bound of $\varepsilon = 16$, and update poisons for 250 iterations. All other poison-crafting hyperparameters are the same as in the original work, with modifications as necessary to incorporate crafting on DARTS supernet.

B. NAS Search Space

The search space of DARTS (Liu et al., 2019) is dependent on the number of internal nodes, the incorporation of prior

¹Python: <https://www.python.org>

²PyTorch: <https://pytorch.org/>

states, and the candidate operations. DARTS utilizes the following operations: {none, 3x3 max pooling, 3x3 average pooling, skip connection, 3x3 separable convolution, 5x5 separable convolution, 3x3 dilated convolution, 5x5 dilated convolution}, where none indicates no connection between two nodes. Following prior work, the architectures we search for have 4 internal nodes and incorporate the prior two states, i.e. DARTS can apply the candidate operations from those prior states to the internal nodes. The original work states that this search space contains 10^{18} architectures without accounting for graph isomorphism.