

# From Human Judgements to Predictive Models: Unravelling Acceptability in Code-Mixed Sentences

PRASHANT KODALI, IIIT Hyderabad, India

ANMOL GOEL, IIIT Hyderabad, India

LIKHITH ASAPU, IIIT Hyderabad, India

VAMSHI KRISHNA BONAGIRI, IIIT Hyderabad, India

ANIRUDH GOVIL, IIIT Hyderabad, India

MONOJIT CHOUDHURY, MBZUAI, United Arab Emirates

MANISH SHRIVASTAVA, IIIT Hyderabad, India

PONNURANGAM KUMARAGURU, IIIT Hyderabad, India

Current computational approaches for analysing or generating code-mixed sentences do not explicitly model “naturalness” or “acceptability” of code-mixed sentences, but rely on training corpora to reflect distribution of acceptable code-mixed sentences. Modelling human judgement for the acceptability of code-mixed text can help in distinguishing natural code-mixed text and enable quality-controlled generation of code-mixed text. To this end, we construct **Cline** - a dataset containing human acceptability judgements for English-Hindi (en-hi) code-mixed text. Cline is the largest of its kind with 16,642 sentences, consisting of samples sourced from two sources: synthetically generated code-mixed text and samples collected from online social media. Our analysis establishes that popular code-mixing metrics such as CMI, Number of Switch Points, Burstiness, which are used to filter/curate/compare code-mixed corpora have low correlation with human acceptability judgements, underlining the necessity of our dataset. Experiments using Cline demonstrate that simple Multilayer Perceptron (MLP) models trained solely on code-mixing metrics are outperformed by fine-tuned pre-trained Multilingual Large Language Models (MLLMs). Specifically, XLM-Roberta and BERT outperform IndicBERT across different configurations in challenging data settings. Comparison with ChatGPT’s zero and fewshot capabilities shows that MLLMs fine-tuned on larger data outperform ChatGPT, providing scope for improvement in code-mixed tasks. Zero-shot transfer from English-Hindi to English-Telugu acceptability judgments using our model checkpoints proves superior to random baselines, enabling application to other code-mixed language pairs and providing further avenues of research. We publicly release our human-annotated dataset, trained checkpoints, code-mix corpus, and code for data generation and model training.

CCS Concepts: • **Computing methodologies** → **Language resources**.

Additional Key Words and Phrases: Code-Mixing, English-Hindi, English-Telugu, Acceptability, LLMs

---

Authors’ addresses: Prashant Kodali, Anmol Goel, Likhith Asapu, Vamshi Krishna Bonagiri, Anirudh Govil, Manish Shrivastava, Ponnuram Kumaraguru, Address: IIIT Hyderabad, Prof CR Rao Road, Hyderabad, Telangana, India, 500032, E-Mail: {prashant.kodali, anmol.goel, likhith.a, vamshi.b}@research.iiit.ac.in, anirudh.govil@students.iiit.ac.in, {m.shrivastava, pk.guru}@iiit.ac.in ; Monojit Choudhury, Address: MBZUAI, Masdar City, Abu Dhabi, United Arab Emirates, Emails: monojit.choudhury@gmail.com.

---

Permission to make digital or hard copies of all or part of this work for personal or classroom use is granted without fee provided that copies are not made or distributed for profit or commercial advantage and that copies bear this notice and the full citation on the first page. Copyrights for components of this work owned by others than ACM must be honored. Abstracting with credit is permitted. To copy otherwise, or republish, to post on servers or to redistribute to lists, requires prior specific permission and/or a fee. Request permissions from [permissions@acm.org](mailto:permissions@acm.org).

© 2023 Association for Computing Machinery.

Manuscript submitted to ACM

Manuscript submitted to ACM

**ACM Reference Format:**

Prashant Kodali, Anmol Goel, Likhith Asapu, Vamshi Krishna Bonagiri, Anirudh Govil, Monojit Choudhury, Manish Shrivastava, and Ponnuram Kumaraguru. 2023. From Human Judgements to Predictive Models: Unravelling Acceptability in Code-Mixed Sentences. *ACM Trans. Asian Low-Resour. Lang. Inf. Process.* 1, 1 (May 2023), 21 pages. <https://doi.org/XXXXXXX.XXXXXXX>

**1 INTRODUCTION**

Code-Switching/Code-Mixing<sup>1</sup> is the phenomenon of mixing linguistic units from two or more languages, and multi-lingual users do so because of various psycho- and socio-linguistic reasons [10]. Linguistic research has shown that code-mixing is not an arbitrary mixing of tokens from different languages, and multi-lingual users possess strong judgement vis-a-vis an “acceptable” vs “unacceptable” code-mixed sentence [13]. Linguists have also proposed certain syntactic constraints that govern how languages mix to create “valid” code-mixed sentences, Equivalence Constraint (EC) Theory [29], Matrix Language (ML) Theory [27], to name a few. Such theories have also been utilized by computational tools to generate code-mixed text. However, the universality of such grammatical constraint is limited, as evidenced by counter-examples where grammatical theories based on constraints do not hold. [26, 36].

Recent advancements in data-centric NLP methods have emphasised the importance of large corpora for pre-training, demonstrating their potential to yield favourable results in downstream tasks. To extend the same to code-mixed settings, limited availability of code-mixed corpora, both in quantity and quality, is an impediment. Code-mixed text is not prevalent in traditional sources of text corpora (e.g. Wikipedia, News), but quite frequent in informal speech events, inter-personal messaging applications (e.g. WhatsApp) and social networks. Collecting code-mixed data at scale from such sources is not trivial and is usually accompanied by noise and/or source-specific quirks (URLs, Hashtags, user mentions) [4]. Due to the limited availability of code-mixed data [38], computational studies on code-mixed text have delved into generating synthetic code-mixed text to augment data [11, 44]. Synthetic code-mixed text corpora can be leveraged for data augmentation only if quality of augmented text is ensured. Ensuring that the generated code-mixed text is considered “acceptable” by native human speakers is crucial for maintaining data quality.

We use the following example to motivate our study.<sup>2</sup>

- (1) I conduct research on code-mixing.
- (2) **main** (I) code-mixing **par** (on) research **karta hoon** (do).
- (3) I do **shodhkarya** (research) on code-mixing.
- (4) \* **main** (I) conduct research code-mixing **par** (I).

Sentence (1) is in monolingual English, and examples (2), (3), and (4) represent different ways of rewriting (1) as a code-mixed sentence. We note that examples (2) to (4) exhibit varying degrees of acceptability for a code-mixed sentence—(2) is deemed acceptable, (4) is clearly unacceptable, and (3) is syntactically correct but unnatural. Given that multilingual speakers possess strong judgements on how to mix two languages [13], understanding and modelling acceptability of code-mixed text can catalyse quality-controlled data augmentation for improving natural code-mixed text generation, and downstream tasks. However, resource poor nature of code-mixed text poses a challenge in obtaining a general distribution of such “acceptable” sentences from large corpora.

Acceptability judgements have traditionally been employed as the principal means of data acquisition for constructing linguistic theories to understand human competency and performance in natural language. Recently, NLP community

<sup>1</sup>Code-Switching usually refers to inter-sentence mixing, and Code-Mixing is used to convey intra-sentence mixing. In this work, we use Code-Mixing as an umbrella term for all language mixing phenomena.

<sup>2</sup>Bold tokens are Hindi words written in roman script, gloss is provided in brackets.

has focused on computational modelling of acceptability judgements and examining language models' capacity to differentiate between acceptable and unacceptable sentences. Computational evaluation of acceptability in monolingual settings has been tackled through corpora such as CoLA [43] and BLiMP [42] for English, ItaCoLA [41] for Italian, and CLiMP [47] for Chinese. However, for code-mixed text, acceptability and its computational modelling remain under-explored.

Traditionally, metrics like Code Mixing Index, Burstiness, Number of Switch Points [9, 12] have been used for assessing degree of code-mixing in a sentence/corpora, and for curating code-mixed data resources. While metrics of code-mixing can quantify "degree" of code-mixing, we hypothesise that such metrics have limited potential to distinguish between an acceptable and unacceptable sentence. Lack of a data resource capturing human judgements on acceptability of code-mixed text hinders critical examination of existing code-mixing metrics and computational modelling of acceptability of code-mixed text, thereby creating a critical gap exists in evaluation of code-mixed text for their acceptability.

We situate our study within this gap in the literature. We collect human judgements on acceptability of code-mixed sentences to analyse the phenomena, and explore the possibility of predicting acceptability of code-mixed text. Following are the main contributions of our work:

- We create a novel dataset, "**Cline**"<sup>3</sup>, consisting of acceptability annotations for code-mixed English-Hindi (en-hi) sentences sourced from online social networks (user-generated text) and synthetic code-mix generation tools.
- Our analysis of **Cline** empirically provides support to the argument that acceptability of code-mixed text lies in a gradient of human acceptability judgements, and bilinguals possess strong judgements regarding which code-mixed sentences are acceptable. Our analysis shows that conventional code-mixing metrics such as Code Mixing Index, Switch Points, Burstiness demonstrate limited correlation with human judgements, further highlighting the significance of **Cline**. This finding has implications for how code-mixed datasets are curated and processed.
- We also provide strong baselines for predicting the acceptability judgement of code-mixed text. Our results show that fine-tuned Multilingual Auto-Encoder Large Language Models outperform predictors trained on code-mixing metrics and human baselines. We compare our model's performance with instruction following interactive model, ChatGPT, and our results indicate that our fine-tuned models fare better in comparison. Our results for zero-shot transfer of acceptability prediction to English-Telugu (en-te) data have implications for the transfer of acceptability judgements to different code-mixed language pairs in challenging settings and provide preliminary evidence of performance gains on unseen target languages.

The remainder of the paper is structured as follows: In the following section, we discuss prior research on computational approaches to acceptability and code-mixing acceptability. In Section 3, we present our data curation and annotation methodology. In Section 4, we present a detailed analysis of our dataset, and insights from our systematic study of relationship between human acceptability judgement and existing code-mix metrics that can be used to judge acceptability of code-mixed sentences. In Section 5, we present set of experiments for predicting acceptability of code-mixed sentences. Finally, we provide a summary of our results, limitation of our study and possible avenues of future work in Section 6.

---

<sup>3</sup>Dictionary meaning of the word "Cline" is "having a continuum with an infinite number of gradations from one extreme to the other". This study was partly inspired by [14] which said: "*There seems to be a **cline** of acceptability in code-mixing ... reaction toward the code-mixed construction is in the nature of 'sure', 'yes depends', 'no' or a response of 'it is an odd mixing'.*"

## 2 ACCEPTABILITY AND CODE-MIXING

Code-Mixing of languages in natural conversations is an intrinsic part of a multilingual speaker’s linguistic competency. Generating “acceptable” code-mixed sentences and enabling NLP pipelines to analyse code-mixed has long been of interest to NLP community. Here, we discuss two aspects central to this study - code-mixing and acceptability - and the relationship between the two.

**Quantifying Code-Mixing** In code-mixed text, linguistic units from multiple languages are interwoven, with speakers employing various mixing methods such as borrowing words and syntactical constructions. Consequently, code-mixing patterns can differ among speakers, sources, or corpora. Quantifying these patterns is essential for identifying, grading, and comparing code-mixed sentences.

One way to quantify code-mixing is to treat a code-mixed utterance just as a series of language identifiers, ignoring other syntactic, semantic properties. Code Mixing Index (CMI), Number of Switch Points, Burstiness are metrics computed based on just the token-wise language ID tags. CMI [9] is a ratio-based metric (ratio of tokens from Language 1 and Language 2). CMI is defined in Equation 1, where  $n$  is total number of tokens and  $u$  is the number of language independent tokens,  $n - u$  is the sum of number of tokens from  $N$  languages and  $\max\{w_i\}$  is the highest number of words belonging to a particular language.

$$CMI = \begin{cases} 100 \times \left[ 1 - \frac{\max\{w_i\}}{n-u} \right] & \text{if } n > u \\ 0 & \text{if } n = u \end{cases} \quad (1)$$

Number of Switch Points (SP) captures the number of times the language was switched in an utterance. Guzmán et al. [12] presented multiple metrics which also take into account the time ordering of language IDs - Burstiness being one of them, defined in Equation 2 where  $\sigma_\tau$  denote the standard deviation of the language spans and  $m_\tau$  the mean of the language spans. Burstiness is bounded within the interval [-1, 1]. Corpora with anti-bursty, periodic dispersions of switch points take on Burstiness values closer to -1. By contrast, corpora with less predictable patterns of switching take on values closer to 1.

$$Burstiness = \frac{(\sigma_\tau - m_\tau)}{(\sigma_\tau + m_\tau)} \quad (2)$$

Metrics of Code-Mixing which rely solely on token wise language IDs do not encode the distribution of syntactic units among the languages mixed in a sentence i.e which language contributed which Parts of Speech tags in a code-mixed sentence. SymCoM [17] quantifies which language is contributing which syntactic unit (PoS tags for instance), providing means to encode the degree of mixing within and across syntactic units in a sentence. SymCoM for each PoS tag is defined as in Equation 3, where SU (Syntactic Unit) is one of the PoS tag, L1 and L2 are the languages that are mixed. SymCoM takes into account both language ID and syntactic category of a token. SymCoM of each PoS tag can be further aggregated to have a single SymCoM score for a given sentence.

$$SymCoM_{SU} = \frac{(Count_{SU_{L1}}) - (Count_{SU_{L2}})}{\sum_{i=1}^2 Count_{SU_{L_i}}} \quad (3)$$

Code-mixing metrics were designed to determine the extent of code-mixing rather than assessing the naturalness of such sentences. This design suggests that code-mixing metrics may not be fully adequate for evaluating the acceptability of code-mixed sentences. However, such code-mixed metrics remain the only means of grading code-mixed corpora currently, thus necessitating a critical evaluation of their effectiveness in rating the acceptability of code-mixed utterances. Table 1 shows values of aforementioned code-mixing metrics for demonstrative example sentences (2)-(4) in

Table 1. A comparative evaluation of code-mixing metrics against sentences with varying degree of acceptability. Among the example sentences, (2) is more acceptable than (3) and (3) is more acceptable than (4). However, Code-mixing metrics exhibit no discernible pattern with respect to acceptability of these sentences.

Sentence	CMI	Num of Switch Points	Burstiness	SyMCoM				
				NOUN	PREP	VERB	AUX	Sent
(2) <b>main</b> (I) code-mixing <b>par</b> (on) research <b>karta hoon</b> (do).	33.3	4	-0.45	-0.33	1	1	1	0.66
(3) I do <b>shodhkarya</b> (research) on code-mixing.	20	2	-0.48	-0.33	-1	-1	NA	0.59
(4) <b>main</b> (I) conduct research code-mixing <b>par</b> (I).	40	2	-0.17	-0.33	1	-1	NA	0.59

Section 1. These sentences differ have different patterns of mixing languages - a) alternating multiple times within a sentence; b) switching nouns as opposed to verbs/auxiliaries; c) switching all or some of the words with certain PoS tag. Code-mixing metrics are able to capture different “signatures” of code-mixing - for instance, SyMCoM scores change when different PoS categories are switched, CMI and Number of switch points change depending on how many tokens are switched, and Burstiness changes based on how the switch points are spread across a sentence. However, the challenge lies in determining if code-mixing metrics are sufficient to rate acceptability of code-mixed sentences.

**Acceptability** Computational modelling of acceptability judgements and probing language model’s propensity towards acceptable sentences has gained the attention of the NLP community over past few years. Researchers have followed various paradigms to collect data for acceptability judgements: (a) minimal pairs; (b) binary judgements; (c) ratings on the Likert scale. In the case of minimal pairs, pairs of sentences are generated, which vary only on a particular rule (e.g. Subj-Verb agreement) [42]. For binary scale, expert judgements on examples are collected from previously published linguistics literature, and a corpus of acceptability is assembled [43].

While many sentences are either clearly acceptable or clearly unacceptable, a significant number of sentences fall somewhere in between in a grey area of partial acceptability [20, 39]. Crowd-sourcing has emerged as a valid way of collecting grammatical acceptability ratings, with recent evidence highlighting the reliability of crowd-sourced ratings with respect to tests conducted under laboratory conditions [39]. Lau et al. [19] employed variations in the mode of presentation - binary scale, four category scale, sliding scale - and showed that the aggregated rating is robust and is not affected by mode of presentation.

**Acceptability Judgements for code-mixed sentences** is also dependent on multiple factors - exposure to code-mixing, speaker’s level of proficiency in individual languages, and demographics (age, social status) [21]. There could also be multiple ways of writing two sentences (demonstrated in example sentences (1)-(4) in Section 1). Thus, the question of acceptability and handling it computationally for code-mixed sentences becomes a more challenging proposition. Linguistic studies have sought human judgments for code-mixed sentences [21], wherein specific code-mixed constructions are studied on a smaller scale - small in terms of the number of sentences as well as the number of raters.

Recently, Srivastava and Singh [40] conducted a shared task for predicting the quality of English-Hindi code-mixed sentences, where sentences were rated on a scale of 1-10. A limitation of this data is methodology used to create samples for human annotations: using word/phrase alignment of a parallel sentence to replace word/phrase in a sentence, which has limited coverage of code-mixing patterns. Pratapa and Choudhury [31] conducted a human evaluation of two

popular grammatical theories, Matrix Language (ML) and Equivalence Constraint (EC), to assess which grammatical theory is preferred by English-Spanish bilinguals. This study, however, did not focus on analysis or computational modelling of acceptability for code-mixed text, instead, explored human preference among the grammatical theories of code-mixing. The authors observed no clear winner for acceptability between the two grammatical theories, thus highlighting the need for a more nuanced analysis of which code-mixed sentences are acceptable and leverage a gradient-based approach to capture human judgements on acceptability of code-mixed sentences instead of a binary preference scale. Both studies are limited by the number of annotated samples (1,976 samples in Srivastava and Singh [40], 429 samples in [31]) and the syntactic/patterns of switching in the samples. Motivated by the limitations of prior work on code-mixed datasets, we undertake the current study to create a larger dataset covering diverse patterns of code-mixing, and capture human judgements on their acceptability to enable efficient modelling of code-mixed acceptability judgements.

### 3 CLINE- A DATASET FOR ACCEPTABILITY OF CODE-MIXING

Prior work on acceptability have collated expert linguists’ judgements from existing literature [43] or sampling sentences from existing monolingual corpora [20] for curating samples for monolingual acceptability judgements datasets. Both of the aforementioned options are not feasible in the context of code-mixed English-Hindi - as expert judgements on code-mixed sentences are very limited, and large code-mixed corpora aren’t publicly available from which sentences can be sampled. To overcome this we take a multi-pronged approach to carefully collect samples for human annotations - a) collect both human generated and synthetically generated code-mixed text , b) collect samples which cover a spectrum of various degrees of code-mixing.

#### 3.1 Curating samples for annotation

To ensure the diversity in the patterns of code-mixing in our dataset, we collect sentences from two sources: a) User-generated code-mixed sentences from Online Social Network site - henceforth referred to as “OSN”; b) Synthetic code-mixed sentences using GCM-Toolkit [33] - henceforth referred to as “GCM”.

*3.1.1 Social Network Text.* Traditionally, code-mixed datasets [1, 16] have relied on sentences sourced from Online social networks, predominantly Twitter, Facebook, and YouTube comments. For our purposes, we focus on Twitter as our source of code-mixed text. We queried Twitter’s API with specific query terms to collect code-mixed posts. To ensure that we are indeed collecting code-mixed sentences, we used code-mixed n-grams (e.g. “i wish **ki** (*that*)”) as our query terms. To ensure diversity in the collected samples, the list of code-mixed query n-grams was expanded using snowball sampling. To start with we manually constructed 5 seed query code-mixed 3-gram (e.g. “**hai** (*is*) but I”), using which we collected tweets. On the collected tweets, we computed token wise Language ID (LID) using pre-trained tool released by [3]. Based on LIDs, we recomputed code-mixed bi-grams, tri-grams, 4-grams. Using the computed n-grams we again queried Twitter API. We did four such iterations, ending up with large corpus of tweets. For API query using a particular query term, we limited number of tweets, to ensure that one query term doesn’t dominate the corpus. We randomly selected a set of samples from the collected corpus, and further manually filtered out samples that were abusive, monolingual, or contained language other than en or hi, thus ensuring that our dataset has proper code-mixed sentences. OSN samples have quirks and noise of social networks (user mentions, URLs, hashtags, emojis, non-standard punctuation, capitalisation, spelling, vocabulary, and syntax [7]).

*Perturbing Text from online social network:* Since the collected social network posts are human-generated, which are likely to be on the acceptable end of the acceptability spectrum, to ensure the dataset contains samples across the spectrum of acceptability we artificially create negative samples by introducing perturbations to a subset of code-mixed tweets. We used three perturbation techniques: a) swapping tokens, b) deleting tokens, c) translating spans of a language span. The deletion perturbation technique involves removing tokens from the source sentence. For the swapping perturbation, random pairs of tokens were chosen from the source text and their positions were swapped. For Back Translation perturbation, we chose a span of words (belonging to a single language), translated it into another language and translated it back to the source language. This span was chosen such that it is the longest span of words belonging to a single language. We used the NLPAug library [23] to perform the deletion, and swap operations. We used Google Translate API to perform back translation perturbation on the data.

**3.1.2 Synthetically Generated Text.** Researchers have proposed various methods for synthetically generating code-mixed sentences - some of which are grounded in linguistic theories of code-mixing [22, 30]. Code-mixed generators that are based on grammatical theories are capable of generating a wider variety in code-mixed sentences - natural or not. For the purpose of this study, we use GCM toolkit [33] for producing synthetic code-mixed sentences. GCM toolkit generates sentences based on Equivalence Constraint (EC) [29] and Matrix Language (ML) [27] theory. Input for GCM toolkit is a parallel corpus of the constituent language pair - in our case, a English - Hindi parallel corpus. We use Samanantar [32] as our en-hi monolingual parallel corpus and apply heuristics [25] to filter out high-quality parallel sentences from Samantar Dataset. For each input parallel sentence, GCM can generate multiple candidates, and we randomly sample from the generated sentences for our annotation.

As samples in code-mixing benchmarks [1, 16] are sourced from online social networks, the datasets are skewed towards a particular manner of writing code-mixed text. Dominance of social network samples in benchmarks can lead to a skewed assessment of model performance - model’s subpar performance in code-mixed settings can be due to text being code-mixed or due to the social media style of writing that is substantially different from standard text. Sourcing data from two sources ensures diversity in the dataset. We recommend that a combination of both, synthetically generated sentences and human-generated social media text, should be utilised as a standard practice for curating samples in code-mixed settings.

### 3.2 Crowd-sourcing Annotations- Annotation Guidelines and Setup

We base our annotation setup on the previous acceptability literature, which has established that acceptability judgments are gradient in nature i.e many sentences can be clearly acceptable/unacceptable, but a significant number of sentences fall somewhere in between in a grey area of partial acceptability [20]. With the increased crowd-sourcing of human acceptability judgments, researchers have incorporated sophisticated non-binary scales like the Likert scale [35, 39], and we base our annotation methodology on the same.

For collecting annotations, we present a code-mixed sample and ask the annotator to rate a sentence on a scale of [1, 5]. In order to have a common grounding of this scale across all our annotators, we describe each label in natural language. We use additional labels to exclude any abusive, monolingual, or other language text from the dataset. These additional labels are presented because some of the samples are taken from OSN and unwanted samples might trickle through despite our manual inspections. We provide our annotators with a couple more guidelines: a) Annotators

should judge a sentence in its entirety and not partially; b) for romanised Hindi words, “correct spelling” should not be a factor in rating a sentence lower/higher since there is no canonical spelling for a romanised Hindi word.

The following options were presented to an annotator, along with the candidate sentence to be rated.

- 1 – Definitely Unacceptable.
- 2 – Leaning towards unacceptable.
- 3 – Uncertain whether it is acceptable or unacceptable.
- 4 – Acceptable sentence but not very fluent.
- 5 – Definitely acceptable and very fluent.
- Text has abusive text.
- Text has languages other than English, Hindi.
- Text is not code-mixed, is monolingual Hindi or English.

To build a robust dataset for acceptability, we worked with a volunteer pool of undergraduate students, who spoke Hindi as their mother tongue and studied both Hindi and English until 10th Grade, and each sample was presented to 3 unique annotators. Our annotator pool consisted of annotators coming from diverse parts of the country. While it is noted that acceptability judgements for code-mixed text vary across geographies, having multiple annotators and choosing only high agreement samples ensure that our dataset is representative and robust. We conducted a pilot study wherein 30 annotators (including a subset of the authors) annotated 500 samples, with each annotator evaluating 50 samples. Samples with low agreement were selected and 5-10 samples were re-annotated by the annotators to understand their rating rationale. Annotators were interviewed about task ambiguity, guideline efficacy, improvements to the guidelines, and time taken for annotation. The annotation setup and guidelines were refined based on findings of the pilot study. The annotation exercise was conducted using LabelStudio.<sup>4</sup>

### 3.3 Dataset Overview

To ensure consistency in our crowd-sourced annotations, we analyse the inter-annotator agreement of our dataset. Intra-Class Correlation (ICC) is a popular family of estimators for both test-retest reliability and inter-rater consistency. There are different forms of ICC estimators, each of which can involve distinct assumptions and can therefore lead to very different interpretations [18, 37]. ICC1k is a suitable metric for assessing agreement when: a) reliability of the average ratings is being assessed, and b) when annotators are chosen randomly from a larger pool of annotators. We use ICC1k for assessing the reliability of mean ratings as the aforementioned assumptions hold good for our annotation methodology [46]. ICC scores that are in the range of 0.75 to 0.9 indicate good reliability [18].

As can be seen from Table 2, for both GCM and OSN data, ICC1k values indicate good reliability for samples with a sum of pair-wise differences<sup>5</sup> less than 4. For further analysis and experiments we remove samples where disagreement is more than 4. Table 3 shows the total number of samples in our dataset across two sources - Social Network and Synthetically generated sentences. To the best of our knowledge, this is the largest dataset containing annotations for human acceptability judgements for code-mixed sentences. Table 4 shows demonstrative examples for different bins of average rating and agreement between annotators.

Figure 1 and 2 show the distribution of various and code-mix metrics for our dataset. CMI, Number of Switch Points and Burstiness of samples of both OSN and GCM subsets are spread across the spectrum, demonstrating the diversity

<sup>4</sup><https://labelstud.io/>

<sup>5</sup>Sum of pair-wise differences captures the extent of disagreement, and is computed by summing up the absolute difference between all pairs of annotators. We use Sum of pair-wise differences as our Disagreement scores, and both terms are used interchangeably.



Table 2. Inter-Annotator Agreement (ICC1k) for GCM and OSN data. Samples where the Sum of Absolute Pair-wise Differences is  $\leq 4$  have good agreement (ICC1k between 0.7 and 0.9).

Disagreement	GCM		OSN	
	ICC1k	% of samples covered	ICC1k	% of samples covered
0	1	16%	1	23%
0-2	0.92	58%	0.93	65%
0-4	0.79	87%	0.85	87%
0-6	0.68	98%	0.78	97%
0-8	0.66	100%	0.75	100%

Table 3. Dataset Statistics. On average, annotators took  $\approx 3x$  more time to annotate an OSN sample when compared to a GCM sample.

	Number of Samples	Mean Annotation Time per sample
Synthetic Code Mix Text (GCM)	10,726	29.51 seconds
Online Social Network Text (OSN)	5,916	91.20 seconds

Table 4. Demonstrative examples from our dataset, Cline. Examples show the text with romanised Hindi tokens. Full agreement samples are where all the three annotators agreed, while the samples in disagreement rows are the ones where three annotators disagree. For both categories, we present samples where the rating is low (in the range [0-3]), and where the average rating is high (in the range [4-5]). For OSN posts, the spellings, punctuations are same as original text, with user mentions, hashtags and URLs replaced with respective placeholders.

Agreement	Average Acceptability Rating	GCM
Full Agreement	Low 0-3	Whatever may be the problem , atmahatya is nahi koi . The final selection will be kiya rajya sarkar ke se.
	High 3-5	last year first National Agriculture Policy ki ghoshna ki gayhi thi Thereafter , the body has been sent postmortem ke liye .
Disagreement	Low 0-3	They have sustained serious injuries on chaahti aur siir gahri . It said that person was pronounced dam thod ghatnasthal par .
	High 3-4	He was immediately shifted to nearby aspataal upchaar ke liye. in Nagaland , Mizoram and Tripura bhi yahi haal hai .
<b>OSN</b>		
Full Agreement	Low 0-3	Sir rajnigandha mai ke bare ditels me janna chahta hu give me vah emoji itnaa torture vah hissaa khud karo jaye emoji URL
	High 3-5	userMention userMention Hn Na sir kindly duaon mn yaad rakhna userMention No need yaar bas kaam mat chodo
Disagreement	Low 0-3	Khud ko dekhe itni badi chale mistake go to the bench userMention Kuxh bahut zyada nahin aakar but he nice tweet dear .
	High 3-5	RT userMention : userMention Fans hain hum sabse best #3YearsOfSidNaaz Merit se pehle General walo ko hi history bana dega URL

in the dataset. Compared to GCM, OSN samples have longer tail in the distribution of switch points, and this can be attributed to very long OSN posts.  $SyMCoM_{PoS}$  is a metric ranging from  $[-1,1]$ , where the extremities correspond to a particular language. For example, if  $SyMCoM_{PoS}$  has peak only at  $-1$ , it denotes that that particular PoS tag is contributed by only one language (Hindi), and a peak at zero indicates that both languages have contributed equally for tokens of that particular PoS tag. In Figure 2,  $SyMCoM$  scores for each PoS tag are contrasted for OSN and GCM sets in our dataset. Here,  $SyMCoM$  scores for GCM are spread across two peaks, where as OSN peak at only one extreme, indicating a higher variety in patterns of code-mixing present in GCM set. This observation lends support to

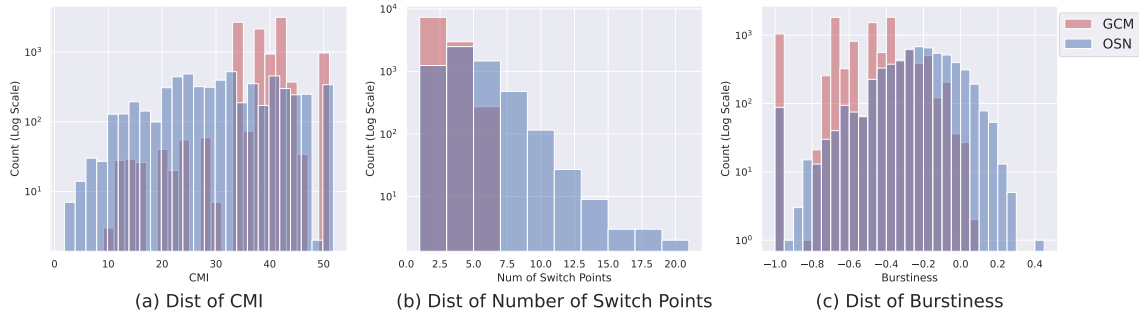


Fig. 1. Distribution of Code-Mix Index (CMI), Number of switch points, and Burstiness of code-mix sentences in our dataset.

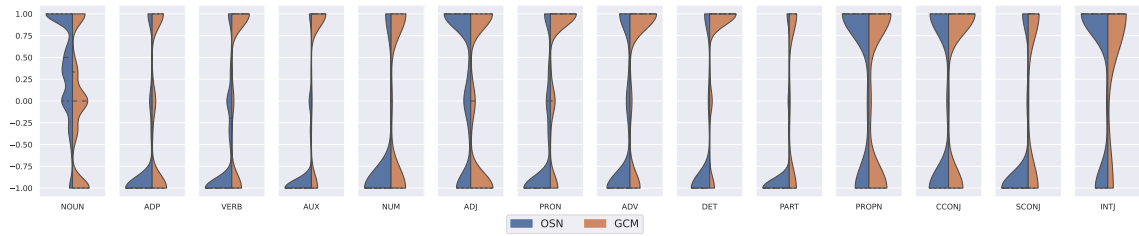


Fig. 2. Distribution of *SyMCoM* for OSN and GCM samples in our dataset. *SyMCoM* score represents the syntactic variety in a code-mix sentence. Distribution of *SyMCoM* for OSN posts is usually skewed towards -1 (i.e only one language is contributing tokens for that PoS tag). *SyMCoM* for GCM is spread out for most PoS tags, indicating higher diversity in switching patterns of PoS tags.

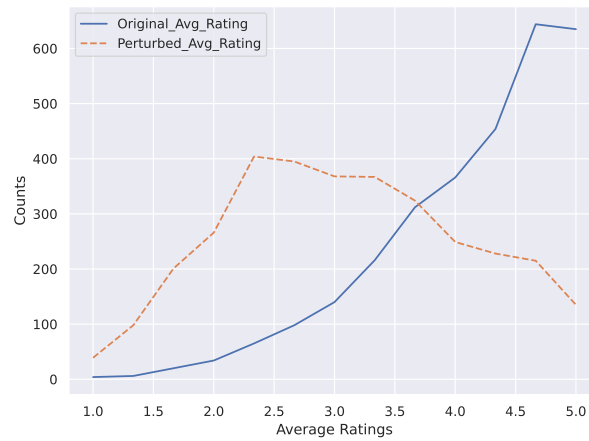


Fig. 3. Impact of perturbations on average ratings of OSN samples. Average ratings of perturbed OSN samples is skewed towards lower acceptability ratings, validating our approach of using perturbations to create negative samples for OSN data.

our argument for including both human generated and synthetically generated code-mixed text to ensure diversity of code-mixing patterns in datasets.

As described in Section 3.1.1, we used perturbations to create OSN samples that are on the lower side of acceptability scale. Figure 3 shows the distribution of average ratings for unperturbed and perturbed OSN samples, clearly demonstrating that our perturbations result in creating samples that are on the unacceptable end of the rating scale. Without these perturbations, OSN samples would be heavily skewed towards the higher end of the acceptability scale.

#### 4 ANALYSIS

We analyse our dataset to: a) examine the distribution of human ratings and disagreements among annotators, and b) explore the relationship between acceptability judgements, code-mix metrics, and the pseudo-perplexity of multilingual large language models.

**Distribution of Human Ratings** Figure 4 shows the distribution of collected human ratings for different levels of disagreements. As each sample in the dataset has three annotators, we condense the three ratings to a) the Average Rating, and b) the Sum of pair-wise differences (Disagreement). The sum of pair-wise difference is indicative of disagreement between the three annotators.

As seen in Fig. 4, ratings for GCM are spread out more evenly, with high-agreement samples spread out across the rating scale. Whereas for OSN data, most of the samples are rated towards the acceptable side of the rating scale. Since OSN samples are human-generated, they are expected to be natural, and for negative samples we used perturbations (Sec. 3.1.1). Most of the unperturbed samples are rated higher (acceptable), and perturbed samples shift the distribution of average ratings, giving us samples across the scale. However, even with perturbed samples, OSN data is skewed towards the acceptable end of the rating scale. Disagreement scores show a similar pattern for perturbed/unperturbed posts.

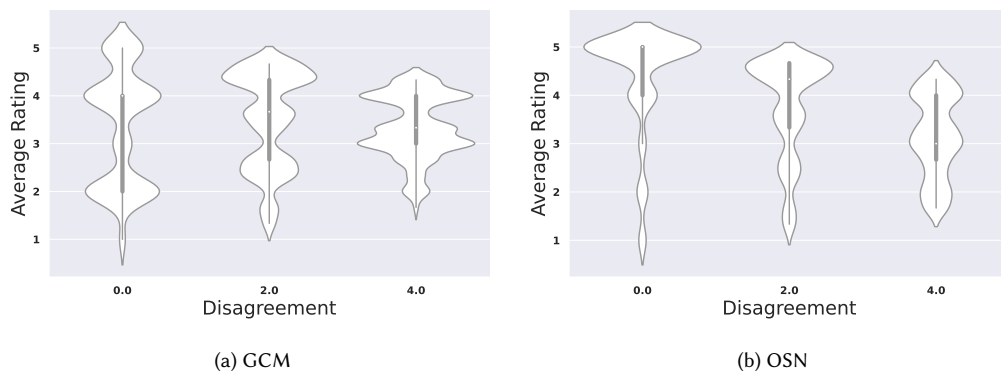


Fig. 4. Distribution of Average Ratings and Disagreement Scores. (a) For GCM average ratings are distributed uniformly, with a large number of samples having high agreement and spread across different ratings. (b) In contrast, for OSN, the majority of samples are rated towards the acceptable side.

We also observed that for annotating OSN samples our annotators took thrice the time they did to annotate GCM samples (see Table 3).<sup>6</sup> Increased time to annotate OSN samples can possibly be attributed to a) social media text being

<sup>6</sup>Time taken to annotate samples were recorded by the annotation tool.

different from standard forms of writing and; b) perturbations introduced by us. Because humans require more time to evaluate OSN samples compared to synthetically generated code-mixed text, we hypothesise that models predicting the acceptability of OSN code-mixed text would also underperform when compared to GCM samples.

**Relationship between acceptability judgements, code-mixing metrics and MLLMs Perplexity** Code-mixing metrics (see Section 2) are computational tools employed for quantifying and comparing the extent of code-mixing in sentences or corpora. These metrics capture lexical and syntactical properties of switching. However, their capability to evaluate the naturalness or acceptability of code-mixed sentences has not been evaluated. To assess the relationship between code-mixing metrics and the human acceptability ratings in our dataset, we compute correlations between human ratings and multiple code-mix metrics - Code-Mixing Index [9], Burstiness [12], Number of Switch Points.

Traditionally, a language model’s perplexity has been used to assess likelihood of a sentence. Encoder-only LLMs’ surprisal scores (or pseudo-log-likelihood scores) have been used for ranking sentences, and also for assessing acceptability of English sentences [34]. With recent adoption of Multilingual LLMs in code-mixed settings, it becomes pertinent to analyse MLLMs familiarity with the notion of “acceptable” code-mixed text. To test this, we compute correlation between surprisal scores [34] of Multilingual large language models (XLM-R and BERNICE) and acceptability ratings of code-mixed text. Correlations are shown in Figure 5.

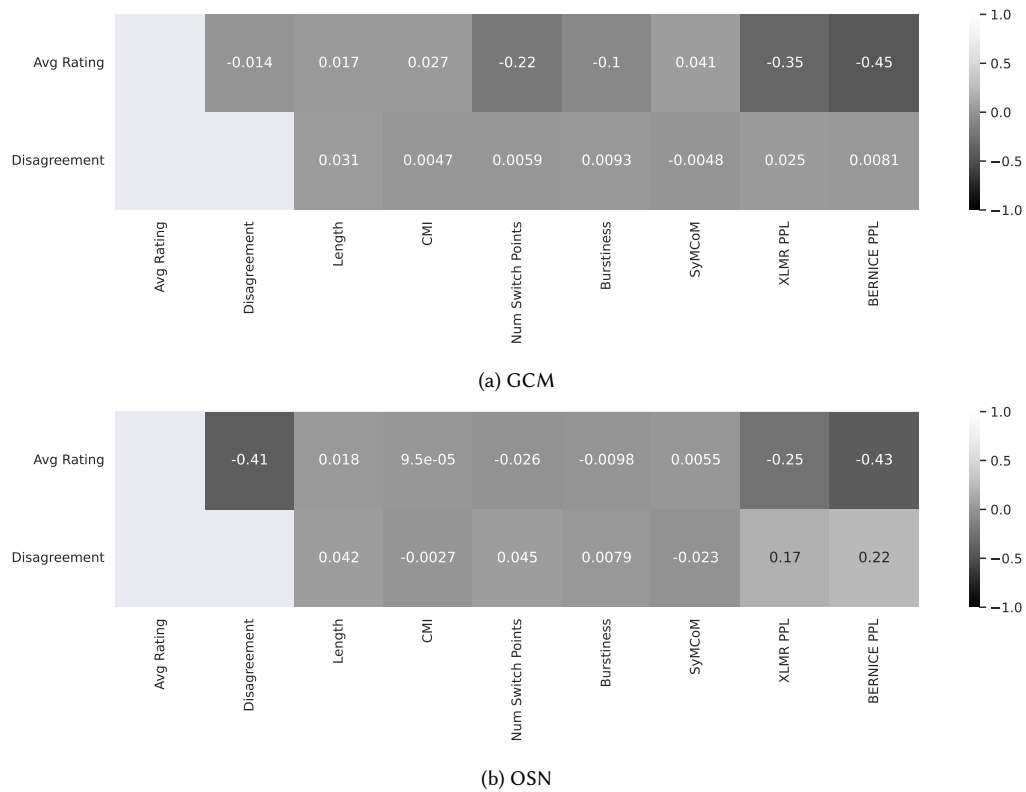


Fig. 5. Correlation between human acceptability rating and code-mix metrics. For both GCM and OSN, code-mix metrics do not show very low correlations with human acceptability ratings. MLLMs perplexity scores, however, show comparatively high correlation with average ratings.

For GCM data, average ratings show the highest correlation with the Number of Switch Points (-0.2), implying that as the Number of Switch Points in a sentence increase, the average ratings decrease. However, such a pattern is not observed for OSN samples, with all the correlations being very close to zero. Disagreement scores, however, show no significant correlation with any of the code-mixing metrics. Furthermore, MLLMs negative pseudo log likelihood scores are weakly correlated ( $0.2 < |\rho| < 0.5$ ) with average acceptability ratings. However, MLLM’s surprisal scores have better correlation with acceptability ratings as compared to code-mixing metrics, providing indirect evidence of MLLMs utility in differentiating between acceptable and unacceptable code-mixed text.

**Regression Model** For more comprehensive analysis, we perform a (linear) regression analysis between code-mixing metrics and acceptability ratings. While correlation analysis gives a sense of the strength and direction of the linear relationship between two variables, linear regression provides a more detailed understanding by showing relative predictive capabilities of independent variables. Despite limited individual correlations between code-mixing metrics and acceptability ratings, regression analysis becomes essential to assess if a linear combination of these metrics can effectively explain code-mixing acceptability. Regression coefficients were computed after all the independent variables were normalised to lie between [0, 1], allowing us to compare coefficients from the model. Regression coefficients are shown in Table 5. Regression analysis of average acceptability ratings using only code-mixing metrics reveals a non-zero, but very low explained variance, ( $R^2$ ), underscoring the limited explanatory power of these metrics for human acceptability ratings. For both GCM and OSN samples, Number of Switch Points and SyMCoM have higher impact on average acceptability rating, compared to CMI and Burstiness. p-values for CMI indicates that it has statistically insignificant impact on the acceptability rating.

Table 5. Regression coefficients obtained by regressing average rating against code-mixing metrics.  $R^2$  is non-zero but very low (<0.1). Number of Switch Points and SyMCoM have relatively higher impact on acceptability ratings. \*\*\* indicates p-value < 0.005, \*\* indicates p-values < 0.05, \* indicates p-value < 0.1.

Independent Variable	Average Rating	
	GCM	OSN
CMI	0.03	0.05
Num. of Switch Points	-1.12***	-0.57***
Burstiness	-0.12**	-0.11
<i>SyMCoM<sub>sent</sub></i>	0.40***	0.34**
Length	0.32***	0.52***
Intercept	3.2***	3.64***

In summary, our analysis reveals that most code-mixing metrics have no correlation with acceptability ratings of code-mixed text, with Number of Switch Points being the only exception. MLLMs’ surprisal scores show better correlation with acceptability ratings than code-mixing metrics, indicating the utility of MLLMs in distinguishing acceptable and unacceptable code-mixed text. Regression analysis underscores the limited explanatory power of code-mixing metrics for acceptability ratings, with Number of Switch Points and SyMCoM being more impactful compared to CMI and Burstiness, for both GCM and OSN samples. Notably, CMI has a statistically insignificant impact on acceptability ratings, offering valuable insights for future research.

## 5 PREDICTING ACCEPTABILITY

We train several models to predict acceptability ratings on **Cline**, covering all data settings. We pose the acceptability prediction task as a regression task - given a code-mixed sentence predict the rating on a scale of 1 to 5. We split our dataset into train-dev-test in 70:10:20 ratio, while ensuring that distribution of ratings is similar across the splits. We use Root Mean Square Error (RMSE) and Mean Absolute Error (MAE) as our evaluation metrics. We carried out experiments using three approaches: a) using only code-mixing metrics; b) fine-tuning Encoder-only MLLMs; c) zero and few-shot prediction using ChatGPT.

We benchmarked our approaches against two baselines: a) Random Predictions; b) Human Annotations Baseline. Random Predictions are created by picking a random value from a uniform distribution between 1 to 5. For the Human Annotations Baseline, we calculated the RMSE and MAE between each pair of annotators, then averaged the results across all pairs of annotators.

**Using Code-Mix metrics to predict Acceptability:** In Section 4, our Correlation and Regression analysis established that a linear combination of code-mix metrics is insufficient to explain acceptability of code-mixed sentences. However, it is possible that using our dataset we can learn a complex non-linear mapping between code-mix metrics and acceptability. Simple Feed-Forward Networks are capable of learning complex non-linear mapping functions. In order to predict acceptability for code-mixed text, we combine the following the code-mix metrics to create feature vectors for our dataset to train a single-layer feed-forward network: a) Sentence Length; b) CMI; b) Burstiness; c) Number of Switch Points; d) Sentence level SyMCoM Score.

**Pre-trained Multilingual Large Language Models:** Motivated by recent application of pre-trained language models on code-mixed tasks [1, 16], we fine-tuned multi-lingual large language models for predicting acceptability scores for Code-mixed Hindi-English text.

We selected three state-of-the-art models, namely XLM-R [5], Bernice [6], and IndicBERT [15], based on following characteristics: a) multilinguality; b) likely exposure to code-mixed text or romanised Hindi; c) training on social media text. We opt for encoder-only models, as they excel in generating informative embeddings for text classification or regression tasks. Given that our current task revolves around predicting acceptability scores and doesn't have a generation component, auto-encoder models are deemed more suitable.

Furthermore, non-Latin/Roman script languages are frequently romanised in user-generated text. For English-Hindi code-mixed text, romanisation of Hindi is common (Hindi's native script is Devanagari). The prevalence of romanised text in pre-training corpora of MLLMs is expected to influence downstream task performance. To evaluate this impact, we train separate models for romanised and normalised forms, where Hindi tokens are in the native Devanagari script. MLLMs are fine-tuned with a single layer feed-forward network on top of the model [45].

All the pre-trained language models are trained without freezing MLLM layers. Our preliminary experiments indicated that training with freezed MLLM weights were consistently outperformed by training with unfreezed MLLM layers. All our models are optimised for mean square error loss using the Adam optimizer with linear weight decay, with effective batch size of 32, on Nvidia GTX 1080 Ti GPUs.

**ChatGPT for Acceptability judgements of Code-mix sentences** With recent popularity of Instruction following Large Language Models, and their zeroshot and fewshot capabilities, prompting LLMs have become an important benchmark to compare against. In our study, we use the commercial ChatGPT-3.5-turbo API to benchmark acceptability judgements for code-mix sentences. We anecdotally tested if ChatGPT was able to define what code-mixing is, and if

the model was able to generate code-mixed sentences, and initial observations were positive, and hence the model was chosen as part of our experimental setup.

We query ChatGPT in zero and 5-shot settings. We tried multiple prompts to illicit just the rating number from the model, and avoid verbose explanations. After multiple attempts, we arrived at the following zero and 5-shot prompts. For 5-shot prompts, the examples are sampled from the training set, to avoid any contamination with the test set. In the prompt, the <query-sentence> is replaced by the sentence from the test set of both the domains - GCM and OSN. We query the API using both forms, the normalised as well as the romanised text, for a thorough comparison across all our experiments.

#### Zeroshot Prompt

“Score the following Hinglish sentences based on how natural they sound with a floating point number on a scale of 1 to 5. Respond with a single number. Do not explain.

Sentence : <query-sentence>

Response : ”

#### 5-shot Prompt

“Score the following Hinglish sentences based on how natural they sound with a floating point number on a scale of 1 to 5. Respond with a single number. Do not explain.

Sentence : <example 1>

Response : <rating>

.

.

Sentence : <example 5>

Response : <rating>

Sentence : <query-sentence>

Response : ”

## 5.1 Results

Table 6 reports the acceptability prediction performance across multiple data settings and models.

We observe that acceptability predictors trained using just code-mix metrics outperform random and human baselines. However, fine-tuning Encoder-only MLLMs on our training data, clearly outperforms all other methods. Among MLLMs, we observe that XLM-Roberta and Bernice consistently outperform IndicBERT on RMSE and MAE across all settings for both OSN and GCM data, with Bernice and XLM-R performing very close to each other. ChatGPT responses couldn't beat the human baselines but were better than random baseline. Delta difference between performance of fine-tuned auto-encoder MLLMs and ChatGPT was in the range of 0.3-0.4, across all data and script settings. Our results are concordant with Ahuja et al. [2], who note that the OpenAI models are outperformed by task-specific fine-tuned models in multilingual settings.

**Effect of normalisation on model performance:** Since MLLMs are trained with tokens in their native script (e.g. in the training corpus of XLM-R, monolingual Hindi written in Devanagari script is likely to be much more prevalent than romanised monolingual Hindi, or code-mixed English-Hindi), model's performance drops on romanised text [28].

Table 6. Performance measure for GCM and OSN data, using different baselines and models. Fine-tuned MLLMs outperform human baselines, and regression models trained on only code-mix metrics. ↓ indicates lower number shows better performance.

		GCM		OSN	
		RMSE ↓	MAE ↓	RMSE ↓	MAE ↓
Random Predictions		1.54	1.25	1.78	1.47
Human Annotations Baseline		1.05	0.78	0.95	0.78
Feed Forward Network Using Code-Mix Metrics		0.97	0.83	1.42	1.01
+ MLLM Perplexity Scores		0.97	0.84	1.52	1.04
XLM-Roberta	Romanised	0.8	0.62	1.08	0.78
	Normalised	0.74	0.58	<b>1.01</b>	<b>0.743</b>
BERNICE	Romanised	0.79	0.62	1.02	0.77
	Normalised	<b>0.72</b>	<b>0.57</b>	1.05	0.78
IndicBERT	Romanised	0.88	0.7	1.17	0.94
	Normalised	0.87	0.69	1.2	0.97
ChatGPT-3.5 - ZeroShot	Romanised	1.20	0.95	1.28	1.02
	Normalised	1.22	0.96	1.39	1.12
ChatGPT-3.5 - 5-Shot	Romanised	1.16	0.94	1.75	1.48
	Normalised	1.09	0.87	1.71	1.46

As romanisation doesn't have any canonical spelling, we try two different transliteration engines for GCM samples: IndicTrans<sup>7</sup> and IndicXlit [24]. In Table 6 results for GCM normalised runs are average of performance of two separate models trained on different transliterated inputs. We observe that normalisation always improves the acceptability predictions of MLLMs. Using IndicTrans as the normalisation engine usually leads to better performance for acceptability prediction.

**Effect of data source on model performance** Table 6 show that all the three models, across all settings, perform consistently better on GCM data relative to OSN data. We hypothesise that this is because synthetic GCM data, which is much more linguistically grounded, aligns better with pre-trained MLLMs' encoded cross-lingual knowledge. We observe that even Bernice performs much better on GCM for all settings as compared to OSN data, even though it is specifically trained on OSN (Twitter) data. For example, Bernice trained on romanised code-mixed sentences reports a 1.02 RMSE on OSN data as compared to 0.79 RMSE on GCM data (see Table 6). This result underscores the complexity involved in dealing with code-mixed data where the domain as well as the linguistic rules of code-mixing, play a role in determining model performance.

## 5.2 Error analysis

To understand the prediction errors made by the model, we focus on the prediction errors for the best-performing model for both OSN and GCM sets - fine-tuned XLM-R. The prediction error is calculated as the true label minus the model prediction. A negative prediction error means that model's prediction is more than the average human ratings.

<sup>7</sup><https://github.com/libindic/indic-trans>



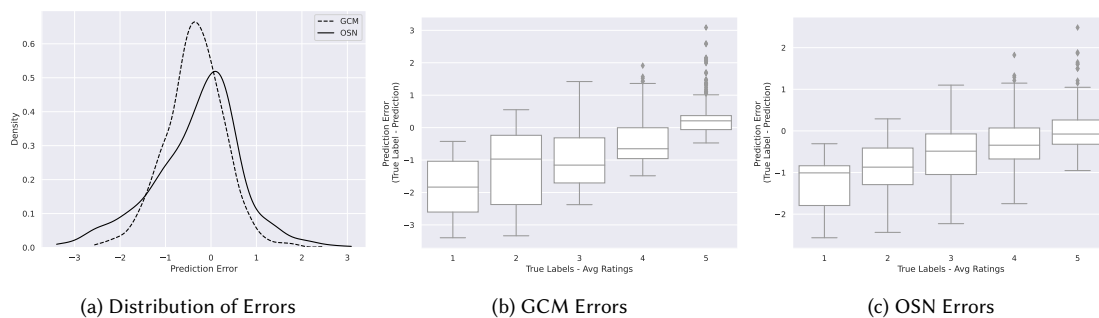


Fig. 6. (a) Distribution of errors for GCM and OSN. Peak around zero - for both OSN and GCM - indicate model’s performance. Long tail and skew towards left indicate propensity of model to over-predict; (b) & (c) Distribution of prediction errors across Average Ratings labels - GCM and OSN respectively. Model over-predicts for less acceptable sentences, and predicts acceptable sentences more correctly

Fig. 6a shows the distribution of prediction errors for OSN and GCM test sets. Bulk of the errors lie in the  $[-1, 1]$  range for both OSN and GCM data. However, when compared to GCM, we notice a higher proportion of errors that are more than  $\pm 1$  in OSN predictions. Fig. 6b, 6c show the distribution of errors across different scales of human average ratings for GCM and OSN data, respectively. For both, OSN and GCM sets, errors are higher for sentences where the average human rating is below 3. We also observed that the errors are not correlated with any of the code-mix metrics (CMI, Number of Switch Ponits, Burstiness,  $SyMCoM_{sent}$ ).

### 5.3 Zero-shot transfer across languages

To understand the transfer of trained models to another language pair, we analyse the zero-shot predictions of our best en-hi trained checkpoints (XLM-R finetuned on GCM data) on human acceptability judgments on synthetically generated English-Telugu (en-te) code-mix sentences. Annotations for en-te data are collected using the same procedure as described in Sec. 3.1.2 and Sec. 3.2. Samples are created by feeding Samanantar en-te parallel corpus to GCM. Each sample is annotated by three annotators using the annotation guidelines described earlier. We end up with 2,586 samples in en-te dataset. Table 7 compares zero-shot transfer from trained en-hi models to en-te data. While there is some evidence of transfer from en-hi model to en-te data, the performance measures are still lower than human baselines. As

Table 7. Transfer of en-hi acceptability model to en-te data. Results show that model trained on en-hi data is better than random baselines, and zero-shot XLM-R, indicating tranfer from en-hi language pair to en-te. ↓ indicates lower number shows better performance.

	RMSE ↓	MAE ↓
Random Baseline	1.76	1.44
Human Baselines	0.74	0.55
XLM-R - Zero-Shot	3.9	3.7
XLM-R - Zero-Shot from Training on en-hi	1.28	1.06

creating a resource like Cline for each code-mix language pair is resource intensive, enhancing the transfer between language pairs can a fruitful direction for future work.

## 6 DISCUSSION AND CONCLUSION

In this work, we propose a novel Hindi-English code-mixed dataset, **Cline**, annotated with human judgements for acceptability, capturing a crucial aspect of bilingualism. Acceptability judgements enable quality assessment of code-mixed text, unlocking data augmentation and improved generation, analysis capabilities. We demonstrate that conventional code-mixing complexity metrics, commonly employed for curating code-mixed resources, exhibit limited correlation with human acceptability judgements of code-mixed text. This underscores the necessity for improved methods in evaluating the acceptability of code-mixed text. Our analysis shows evidence that pre-trained multilingual LLMs like XLM-R and Bernice encode some linguistic information for acceptability of complex cross-lingual phenomena such as code-mixing. By regressing for average acceptability rating against metrics and MLLM’s perplexity (we observed no significant relationship), we gather indirect evidence towards the complexity involved in computationally modelling code-mixed acceptability. Fine-tuning encoder-only MLLMs, such as XLM-R, for predicting acceptability ratings on our dataset outperforms the zero and few-shot capability of much larger instruction-following LLMs like ChatGPT. Acceptability predictors trained using **Cline** can be used to curate larger quality-controlled code-mixed corpora, enabling data-intensive approaches for computational research in code-mixed settings. In code-mixed text generation pipelines, the capability to assess acceptability of generated sentences can significantly enhance the overall quality of code-mixed text generation. Our work is particularly relevant to NLP applications, such as interactive agents and language learning/teaching, especially in multilingual societies like India, where the ability to generate and process code-mixed text is crucial.

### 6.1 Limitations

Firstly, the current study is situated only in the context of English-Hindi code-mixed texts, the patterns observed in one language pair may not hold for other language pairs such as English-French or French-Arab. A multilingual investigation into acceptability of code-mixing is thus imperative. However, the lack of high-quality corpora, LLMs and task-specific models, viz., Language Identifier and PoS Tagger in extremely low-resource settings, poses a major challenge for extensions of the current work.

Secondly, it has been proven that domain adaptation improves the performance of LLMs on downstream tasks. However, the current analysis focuses solely on pre-trained LLMs; hence, the impact of domain adaptation (continued pretraining) on acceptability performance in a code-mixed corpus is not examined.

Finally, the crowd-sourced annotations are conducted on a university campus with undergraduate students, resulting in a skewed demographic for the acceptability ratings. While the linguistic backgrounds of the annotators were controlled, the current ratings might still be bounded by the skew in rater demographics.

### 6.2 Future Work

We foresee the usefulness of datasets like **Cline** in enhancing downstream Natural Language Generation tasks. This enhancement can lead to more natural communication between humans and machines by alleviating monolingual constraints imposed on users. Future work might explore unsupervised approaches to code-mixed acceptability quantification and investigate the scope of transfer learning in adapting LLMs’ monolingual acceptability knowledge to complex settings like code-mixed generation. This work also has implications for generating and curating high-quality

filtered datasets based on the acceptability predictors trained on crowd-sourced judgements. Acceptability predictors can be directly plugged into data curation pipelines for code-mixed text to weed out undesired and unnatural samples. Essentially this can further improve the domain adaptation of LLMs on code-mixed text by aligning LLMs towards language deemed more acceptable by bilinguals. Additionally, filtering and improving code-mix benchmarks like GLUECoS [16] and LinCE [1] to investigate performance improvements in downstream tasks is an exciting avenue for future work. Further exploration of zero-shot transfer to other code-mixed language pairs can be fruitful.

Recent works like Fornaciari et al. [8] have conjectured that annotator disagreement can aid model training. Predicting the probability distribution over annotator labels in addition to the average rating can act as a regularizer and prevent overfitting. A similar paradigm can help boost performance on ambiguous annotations in subjective tasks like acceptability judgements.

Finally, we believe the crowd-sourced annotations, along with the acceptability predictors, can assist in the creation of probing benchmarks for code-mixed knowledge in pre-trained multilingual LLMs.

## REFERENCES

- [1] Gustavo Aguilar, Sudipta Kar, and Thamar Solorio. 2020. LinCE: A Centralized Benchmark for Linguistic Code-switching Evaluation. In *Proceedings of the 12th Language Resources and Evaluation Conference*. European Language Resources Association, Marseille, France, 1803–1813. <https://aclanthology.org/2020.lrec-1.223>
- [2] Kabir Ahuja, Harshita Diddee, Rishav Hada, Millicent Ochieng, Krithika Ramesh, Prachi Jain, Akshay Nambi, Tanuja Ganu, Sameer Segal, Maxamed Axmed, Kalika Bali, and Sunayana Sitaram. 2023. MEGA: Multilingual Evaluation of Generative AI. arXiv:2303.12528 [cs.CL]
- [3] Irshad Bhat, Riyaz A. Bhat, Manish Shrivastava, and Dipti Sharma. 2018. Universal Dependency Parsing for Hindi-English Code-Switching. In *Proceedings of the 2018 Conference of the North American Chapter of the Association for Computational Linguistics: Human Language Technologies, Volume 1 (Long Papers)*. Association for Computational Linguistics, New Orleans, Louisiana, 987–998. <https://doi.org/10.18653/v1/N18-1090>
- [4] Özlem Çetinoğlu, Sarah Schulz, and Ngoc Thang Vu. 2016. Challenges of Computational Processing of Code-Switching. In *Proceedings of the Second Workshop on Computational Approaches to Code Switching*. Association for Computational Linguistics, Austin, Texas, 1–11. <https://doi.org/10.18653/v1/W16-5801>
- [5] Alexis Conneau, Kartikay Khandelwal, Naman Goyal, Vishrav Chaudhary, Guillaume Wenzek, Francisco Guzmán, Edouard Grave, Myle Ott, Luke Zettlemoyer, and Veselin Stoyanov. 2020. Unsupervised Cross-lingual Representation Learning at Scale. In *Proceedings of the 58th Annual Meeting of the Association for Computational Linguistics*. Association for Computational Linguistics, Online. <https://doi.org/10.18653/v1/2020.acl-main.747>
- [6] Alexandra DeLucia, Shijie Wu, Aaron Mueller, Carlos Aguirre, Philip Resnik, and Mark Dredze. 2022. Bernice: A Multilingual Pre-trained Encoder for Twitter. In *Proceedings of the 2022 Conference on Empirical Methods in Natural Language Processing*. Association for Computational Linguistics, Abu Dhabi, United Arab Emirates, 6191–6205. <https://aclanthology.org/2022.emnlp-main.415>
- [7] Jacob Eisenstein. 2013. What to do about bad language on the internet. In *Proceedings of the 2013 Conference of the North American Chapter of the Association for Computational Linguistics: Human Language Technologies*, Lucy Vanderwende, Hal Daumé III, and Katrin Kirchhoff (Eds.). Association for Computational Linguistics, Atlanta, Georgia, 359–369. <https://aclanthology.org/N13-1037>
- [8] Tommaso Fornaciari, Alexandra Uma, Silviu Paun, Barbara Plank, Dirk Hovy, Massimo Poesio, et al. 2021. Beyond black & white: Leveraging annotator disagreement via soft-label multi-task learning. In *Proceedings of the 2021 Conference of the North American Chapter of the Association for Computational Linguistics: Human Language Technologies*. Association for Computational Linguistics.
- [9] Björn Gambäck and Amitava Das. 2016. Comparing the Level of Code-Switching in Corpora. In *Proceedings of the Tenth International Conference on Language Resources and Evaluation (LREC'16)*. Portorož, Slovenia.
- [10] John J Gumperz. 1977. The sociolinguistic significance of conversational code-switching. *RELC journal* 8, 2 (1977), 1–34.
- [11] Abhirat Gupta, Aditya Vavre, and Sunita Sarawagi. 2021. Training Data Augmentation for Code-Mixed Translation. In *North American Chapter of the Association for Computational Linguistics*.
- [12] Gualberto Guzmán, Joseph Ricard, Jacqueline Serigos, Barbara E. Bullock, and Almeida Jacqueline Toribio. 2017. Metrics for Modeling Code-Switching Across Corpora. In *Proc. Interspeech 2017*. 67–71. <https://doi.org/10.21437/Interspeech.2017-1429>
- [13] Aravind K. Joshi. 1982. Processing of Sentences With Intra-Sentential Code-Switching. In *Coling 1982: Proceedings of the Ninth International Conference on Computational Linguistics*. <https://aclanthology.org/C82-1023>
- [14] Braj B. Kachru. 1978. Toward Structuring Code-Mixing: An Indian Perspective.
- [15] Divyanshu Kakwani, Anoop Kunchukuttan, Satish Golla, Gokul N.C., Avik Bhattacharyya, Mitesh M. Khapra, and Pratyush Kumar. 2020. Indic-NLPSuite: Monolingual Corpora, Evaluation Benchmarks and Pre-trained Multilingual Language Models for Indian Languages. In *Findings of EMNLP*.

- [16] Simran Khanuja, Sandipan Dandapat, Anirudh Srinivasan, Sunayana Sitaram, and Monojit Choudhury. 2020. GLUECoS: An Evaluation Benchmark for Code-Switched NLP. In *Proceedings of the 58th Annual Meeting of the Association for Computational Linguistics*. Association for Computational Linguistics, Online, 3575–3585. <https://doi.org/10.18653/v1/2020.acl-main.329>
- [17] Prashant Kodali, Anmol Goel, Monojit Choudhury, Manish Shrivastava, and Ponnurangam Kumaraguru. 2022. SyMCoM - Syntactic Measure of Code Mixing A Study Of English-Hindi Code-Mixing. In *Findings of the Association for Computational Linguistics: ACL 2022*. Association for Computational Linguistics, Dublin, Ireland, 472–480. <https://doi.org/10.18653/v1/2022.findings-acl.40>
- [18] Terry K Koo and Mae Y Li. 2016. A Guideline of Selecting and Reporting Intraclass Correlation Coefficients for Reliability Research. *Journal of chiropractic medicine* 15 2 (2016), 155–63.
- [19] Jey Han Lau, Alexander Clark, and Shalom Lappin. 2014. Measuring gradience in speakers’ grammaticality judgements. In *Proceedings of the annual meeting of the cognitive science society*, Vol. 36.
- [20] Jey Han Lau, Alexander Clark, and Shalom Lappin. 2017. Grammaticality, Acceptability, and Probability: A Probabilistic View of Linguistic Knowledge. *Cognitive science* 41 5 (2017), 1202–1241.
- [21] Amy R Lederberg and Cesáreo Morales. 1985. Code switching by bilinguals: Evidence against a third grammar. *Journal of Psycholinguistic Research* 14 (1985), 113–136.
- [22] Grandee Lee, Xianghu Yue, and Haizhou Li. 2019. Linguistically Motivated Parallel Data Augmentation for Code-Switch Language Modeling. In *Interspeech*.
- [23] Edward Ma. 2019. NLP Augmentation. <https://github.com/makcedward/nlpaug>.
- [24] Yash Madhani, Sushane Parthan, Priyanka Bedekar, Ruchi Khapra, Vivek Seshadri, Anoop Kunchukuttan, Pratyush Kumar, and Mitesh M. Khapra. 2022. Aksharantar: Towards building open transliteration tools for the next billion users. arXiv:2205.03018 [cs.CL]
- [25] Vandan Mujadia and Dipti Sharma. 2022. The LTRC Hindi-Telugu Parallel Corpus. In *Proceedings of the Thirteenth Language Resources and Evaluation Conference*. European Language Resources Association, Marseille, France, 3417–3424. <https://aclanthology.org/2022.lrec-1.365>
- [26] Pieter Muysken. 2000. Bilingual Speech: A Typology of Code-Mixing.
- [27] C. Myers-Scotton. 1997. *Duelling Languages: Grammatical Structure in Codeswitching*. Clarendon Press. <https://books.google.co.in/books?id=NuYdnTyKkdQC>
- [28] Telmo Pires, Eva Schlinger, and Dan Garrette. 2019. How Multilingual is Multilingual BERT?. In *Proceedings of the 57th Annual Meeting of the Association for Computational Linguistics*. Association for Computational Linguistics, Florence, Italy, 4996–5001. <https://doi.org/10.18653/v1/P19-1493>
- [29] Shana Poplack. 1980. Sometimes I’ll start a sentence in Spanish Y TERMINO EN ESPAÑOL: toward a typology of code-switching 1. *Linguistics* 18 (01 1980), 581–618. <https://doi.org/10.1515/ling.1980.18.7-8.581>
- [30] Adithya Pratapa, Gayatri Bhat, Monojit Choudhury, Sunayana Sitaram, Sandipan Dandapat, and Kalika Bali. 2018. Language Modeling for Code-Mixing: The Role of Linguistic Theory based Synthetic Data. In *Annual Meeting of the Association for Computational Linguistics*.
- [31] Adithya Pratapa and Monojit Choudhury. 2021. Comparing Grammatical Theories of Code-Mixing. In *Proceedings of the Seventh Workshop on Noisy User-generated Text (W-NUT 2021)*. Association for Computational Linguistics, Online, 158–167. <https://doi.org/10.18653/v1/2021.wnut-1.18>
- [32] Gowtham Ramesh, Sumanth Doddapaneni, Aravindh Bheemaraj, Mayank Jobanputra, Raghavan AK, Ajitesh Sharma, Sujit Sahoo, Harshita Diddee, Mahalakshmi J, Divyanshu Kakwani, Navneet Kumar, Aswin Pradeep, Srihari Nagaraj, Kumar Deepak, Vivek Raghavan, Anoop Kunchukuttan, Pratyush Kumar, and Mitesh Shantadevi Khapra. 2022. Samanantar: The Largest Publicly Available Parallel Corpora Collection for 11 Indic Languages. *Transactions of the Association for Computational Linguistics* 10 (2022), 145–162. [https://doi.org/10.1162/tacl\\_a\\_00452](https://doi.org/10.1162/tacl_a_00452)
- [33] Mohd Sanad Zaki Rizvi, Anirudh Srinivasan, Tanuja Ganu, Monojit Choudhury, and Sunayana Sitaram. 2021. GCM: A Toolkit for Generating Synthetic Code-mixed Text. In *Proceedings of the 16th Conference of the European Chapter of the Association for Computational Linguistics: System Demonstrations*. Association for Computational Linguistics, Online, 205–211. <https://doi.org/10.18653/v1/2021.eacl-demos.24>
- [34] Julian Salazar, Davis Liang, Toan Q. Nguyen, and Katrin Kirchhoff. 2020. Masked Language Model Scoring. In *Proceedings of the 58th Annual Meeting of the Association for Computational Linguistics*. Association for Computational Linguistics, Online, 2699–2712. <https://doi.org/10.18653/v1/2020.acl-main.240>
- [35] Carson T. Schütze. 2016. *The empirical base of linguistics*. Number 2 in Classics in Linguistics. Language Science Press, Berlin. <https://doi.org/10.17169/langsci.b89.100>
- [36] Anne-Marie Di Sciullo, Pieter Muysken, and Rajendra Singh. 1986. Government and code-mixing. *Journal of Linguistics* 22 (1986), 1 – 24.
- [37] Patrick E. Shrout and Joseph L. Fleiss. 1979. Intraclass correlations: uses in assessing rater reliability. *Psychological bulletin* 86 2 (1979), 420–8.
- [38] Sunayana Sitaram, Khyathi Raghavi Chandu, Sai Krishna Rallabandi, and Alan W Black. 2020. A Survey of Code-switched Speech and Language Processing. arXiv:1904.00784 [cs.CL]
- [39] Jon Sproue. 2007. Continuous Acceptability, Categorical Grammaticality, and Experimental Syntax. *Biolinguistics* (2007).
- [40] Vivek Srivastava and Mayank Singh. 2021. Quality Evaluation of the Low-Resource Synthetically Generated Code-Mixed Hinglish Text. In *Proceedings of the 14th International Conference on Natural Language Generation*. Association for Computational Linguistics, Aberdeen, Scotland, UK, 314–319. <https://aclanthology.org/2021.inlg-1.34>
- [41] Daniela Trotta, Raffaele Guarasci, Elisa Leonardelli, and Sara Tonelli. 2021. Monolingual and Cross-Lingual Acceptability Judgments with the Italian CoLA corpus. In *Findings of the Association for Computational Linguistics: EMNLP 2021*. Association for Computational Linguistics, Punta Cana, Dominican Republic, 2929–2940. <https://doi.org/10.18653/v1/2021.findings-emnlp.250>

- [42] Alex Warstadt, Alicia Parrish, Haokun Liu, Anhad Mohananey, Wei Peng, Sheng-Fu Wang, and Samuel R. Bowman. 2020. BLiMP: The Benchmark of Linguistic Minimal Pairs for English. *Transactions of the Association for Computational Linguistics* 8 (2020), 377–392. [https://doi.org/10.1162/tacl\\_a\\_00321](https://doi.org/10.1162/tacl_a_00321)
- [43] Alex Warstadt, Amanpreet Singh, and Samuel R. Bowman. 2018. Neural Network Acceptability Judgments. *Transactions of the Association for Computational Linguistics* 7 (2018), 625–641.
- [44] Genta Indra Winata, Andrea Madotto, Chien-Sheng Wu, and Pascale Fung. 2019. Code-Switched Language Models Using Neural Based Synthetic Data from Parallel Sentences. In *Conference on Computational Natural Language Learning*.
- [45] Thomas Wolf, Lysandre Debut, Victor Sanh, Julien Chaumond, Clement Delangue, Anthony Moi, Pierric Cistac, Tim Rault, Remi Louf, Morgan Funtowicz, Joe Davison, Sam Shleifer, Patrick von Platen, Clara Ma, Yacine Jernite, Julien Plu, Canwen Xu, Teven Le Scao, Sylvain Gugger, Mariama Drame, Quentin Lhoest, and Alexander Rush. 2020. Transformers: State-of-the-Art Natural Language Processing. In *Proceedings of the 2020 Conference on Empirical Methods in Natural Language Processing: System Demonstrations*. Association for Computational Linguistics, Online, 38–45. <https://doi.org/10.18653/v1/2020.emnlp-demos.6>
- [46] Ka Wong and Praveen Paritosh. 2022. k-Rater Reliability: The Correct Unit of Reliability for Aggregated Human Annotations. In *Proceedings of the 60th Annual Meeting of the Association for Computational Linguistics (Volume 2: Short Papers)*. Association for Computational Linguistics, Dublin, Ireland, 378–384. <https://doi.org/10.18653/v1/2022.acl-short.42>
- [47] Beilei Xiang, Changbing Yang, Yu Li, Alex Warstadt, and Katharina Kann. 2021. CLiMP: A Benchmark for Chinese Language Model Evaluation. In *Proceedings of the 16th Conference of the European Chapter of the Association for Computational Linguistics: Main Volume*. Association for Computational Linguistics, Online, 2784–2790. <https://doi.org/10.18653/v1/2021.eacl-main.242>