

A review on discriminative self-supervised learning methods

Nikolaos Giakoumoglou

*Department of Electrical and Electronic Engineering
Imperial College London
UK, London, SW7 2AZ
n.giakoumoglou23@ic.ac.uk*

Tania Stathaki

*Department of Electrical and Electronic Engineering
Imperial College London
UK, London, SW7 2AZ
t.stathaki@ic.ac.uk*

Abstract—In the field of computer vision, self-supervised learning has emerged as a method to extract robust features from unlabeled data, where models derive labels autonomously from the data itself, without the need for manual annotation. This paper provides a comprehensive review of discriminative approaches of self-supervised learning within the domain of computer vision, examining their evolution and current status. Through an exploration of various methods including contrastive, self-distillation, knowledge distillation, feature decorrelation, and clustering techniques, we investigate how these approaches leverage the abundance of unlabeled data. Finally, we have comparison of self-supervised learning methods on the standard ImageNet classification benchmark.

Index Terms—computer vision, deep learning, self-supervised learning, contrastive learning, distillation, feature decorrelation, clustering

1. Introduction

Self-supervised learning has rapidly emerged as a significant approach in machine learning, often referred to as “the dark matter of intelligence” [1]. This method diverges from traditional supervised learning, which relies on labeled datasets [2], by utilizing the abundant unlabeled data that are often underutilized. Its key advantage is its ability to leverage large volumes of data, allowing machines to achieve a deeper understanding of the world without being limited by labeled datasets. In self-supervised learning, the system generates its own labels from the data, using the inherent structure and context to learn valuable representations without the need for human-annotated labels. This represents a fundamental shift towards learning versatile representations that can be applied across multiple tasks [1].

The use of self-supervised learning in natural language processing has led to significant progress, resulting in highly effective language models [3]–[5]. These models are trained on large volumes of unlabeled text, showcasing the power of self-supervised learning to utilize unstructured data [6], [7]. The success of these models can also be attributed to the distinct nature of language data, which is discrete and structured, compared to the continuous and unstructured

nature of image data, making it a unique challenge for computer vision [8].

In computer vision, self-supervised learning is emerged as a method to extract robust features from unlabeled data using properties from the images themselves. It has shattered previous limitations regarding data size and quality, and models such as SEER [9], [10], trained on upwards of a billion images, illustrate the scale at which self-supervised learning can operate, pushing the boundaries of data handling and processing in unprecedented ways. The ability of self-supervised learning to match, and in some cases surpass, the performance of models trained on meticulously labeled data is a testament to its potential. Especially in competitive benchmarks like ImageNet [11], [12], self-supervised learning methods have demonstrated their prowess, challenging the traditional paradigms of machine learning. The wide applicability and effectiveness of self-supervised learning across various modalities underscore its significance as a cornerstone in the future development of artificial intelligence technologies.

Self-supervised learning has also been applied successfully in other areas such as video, audio, and time series analysis [13]–[17]. These applications demonstrate its versatility in harnessing the intrinsic patterns of diverse data types to improve model performance and understanding.

In this paper, we present a comprehensive overview of the latest advancements in self-supervised learning within the field of computer vision. We categorize the wide range of methods into five main groups: contrastive methods, which utilize instance discrimination by leveraging negative and positive instances; distillation methods, including self-distillation that operates without negatives and knowledge transfer that relies on a self-supervised objective; feature decorrelation methods, characterized by their innovative loss objectives; and clustering methods, which categorize instances into clusters. Furthermore, we conduct a thorough comparison of these methods, alongside their performance on the standard ImageNet classification benchmark [11], [12], to highlight the effectiveness of each method and explore the similarities and differences among them.

The rest of the paper is structured as follows. Section 2 provides a background overview of self-supervised learning. Section 3 details the self-supervised learning methods.

Section 4 examines the similarities and differences between them. Section 5 showcases the results obtained from the included self-supervised methods. The paper concludes with Section 6.

2. Background

2.1. Pretext and downstream tasks

Self-supervised learning trains models on pretext tasks, using the data itself as the source of supervision, thereby eliminating the reliance on labeled datasets [18]. This approach leverages the inherent patterns and structures within the data to learn useful representations. Pretext tasks vary widely, including methods such as colorizing grayscale images [19], predicting missing image patches [20], determining the rotation angle of objects [21], solving image-based jigsaw puzzles [22], [23], and engaging in contrastive learning. Downstream tasks leverage the feature representations developed during the pretext phase to address more complex challenges, such as classification, object detection, semantic segmentation, and depth estimation. The transition from training on pretext tasks to tackling downstream tasks demonstrates the model’s ability to comprehend and utilize learned features, frequently with limited labeled data, by employing methods such as fine-tuning or applying a linear classifier.

2.2. Backbone architecture

The quality of visual representations learned from pretext tasks is influenced by the choice of Convolutional Neural Network (CNN) architecture and the network’s ability to scale with more data. This choice crucially impacts both the learned representations’ quality and downstream task performance. Backbone networks, which are deep neural networks designed to be task-agnostic, have evolved from initially using AlexNet [24] due to its strong performance in the ImageNet Large Scale Visual Recognition Challenge (ILSVRC) in 2012 [11] and VGG-16 [25], to more recent frameworks preferring variants of ResNet [26], [27] or Vision Transformers (ViTs) [28]. The SEER models [9], [10] further extended this trend by training models on the RegNet architecture [29], scaling up to 10 billion parameters.

2.3. Loss objectives

A common approach used to extract meaningful representations from data without explicit labels involves contrasting representations from augmented versions of the same data instance. The objective is to minimize the distance between these embeddings in the feature space, thus ensuring that the learned representations are invariant to the applied augmentations while being discriminative enough to differentiate between different instances. The initial loss function in this paradigm, known as contrastive loss, was initially introduced in [30], [31]. It aims to reduce the

distance between positive pairs (i.e., different augmentations of the same instance) while enforcing a margin between negative pairs (i.e., augmentations of different instances). Building upon the contrastive loss, the triplet loss [32], [33] introduces a relative comparison between an anchor, a positive, and a negative sample, further refining the ability to capture differences between embeddings. To extend the comparison to multiple negative samples, the (N+1)-tuple loss [34] contrasts one positive pair against several negatives within the same batch. The Noise-Contrastive Estimation (NCE) loss [35] introduces a temperature parameter and employs explicit normalization to further refine the approximation of the probability distribution of the embeddings. Lastly, the InfoNCE loss [13], a variant of NCE, is widely used in self-supervised learning, focusing on positive pairs and essential for models using numerous negatives for contrastive learning. It calculates the loss by maximizing the dot product similarity between positive samples while minimizing the similarity with negative samples.

Subsequent developments have expanded upon the concepts introduced by InfoNCE [1]. Chen et al. [36] introduced the *NT-Xent* (Normalized Temperature-scaled Cross Entropy) loss, which diverges from the traditional InfoNCE framework by omitting the momentum encoder and utilizing cosine similarity instead of the dot product. Yeh et al. [37] removes the positive pair from the denominator in InfoNCE loss, which intensifies the discrimination between different instances. Dwibedi et al. [38] employs a queue to store nearest neighbors, leveraging these stored embeddings to enhance the contrastive learning process. Mitrovic et al. [39] incorporates a regularization term aimed at enforcing invariance in the learned representations, thus adding an additional layer of constraint to the optimization problem. Finally, Li et al. [40] utilizes prototypes, or representative embeddings of clusters, to guide the learning process. This method aims at capturing the underlying structure of the data by contrasting these prototypes, thus offering a novel perspective on self-supervised learning.

In self-supervised learning, contrastive methods often rely on InfoNCE loss or similar variants, focusing on discriminating features, thus making it the most popular choice for contrastive frameworks. Meanwhile, methods like self-distillation prioritize matching distributions and opt for loss functions such as Cross Entropy (CE), Mean Squared Error (MSE), or Negative Cosine Similarity (NCS). Other techniques, like feature decorrelation methods, introduce unique losses for specific goals, while clustering approaches use logistic or CE losses based on their objectives.

2.4. Augmentation

Data augmentation plays a crucial role in self-supervised learning by generating auxiliary versions of input data, which enhances the model’s robustness and ability to generalize. This process involves introducing various transformations to the original data, prompting the learning algorithm to identify consistent underlying patterns. By maintaining

semantic integrity while altering visual appearance, augmentation instills a sense of consistency in the model’s representations. This is essential for developing robust and useful features for downstream tasks. In self-supervised learning, data augmentation is instrumental in creating diverse training examples and enriching the learning experience, thereby improving the model’s capacity to generalize from its self-generated training signal.

Among the primary augmentation techniques are random resized crop, random horizontal flip, color jitter, random grayscale, Gaussian blur, solarization, Sobel filtering, and multi-crop augmentation, as proposed by Caron et al. [41]. These methods involve various image manipulations like cropping, resizing, flipping, color adjustment, and blurring, enhancing the model’s resilience to orientation, color, and detail variations. The specific parameters of each augmentation dictate their intensity and likelihood, offering a wide spectrum of variations for training. Frameworks such as AutoAugment [42] and RandAugment [43] have been developed to optimize data augmentation strategies. AutoAugment employs reinforcement learning to determine optimal augmentation operations for image classification, while RandAugment simplifies this search by controlling the intensity of transformations with a single parameter, streamlining the process of identifying effective augmentations.

3. Self-supervised learning methods

3.1. Preliminary

Among the early methods, the approach by Zhang et al. [19] stands out for its focus on colorizing grayscale images by predicting color channels from the lightness channel, addressing the multimodal nature of colorization. Similarly, Larsson et al. [44] developed a system that predicts per-pixel color histograms, effectively combining low-level and semantic representations and demonstrating the utility of colorization in self-supervised visual representation learning.

Gidaris et al. [21] trained a model (i.e., RotNet) to predict the rotation applied to an image, thereby leveraging spatial transformations as a means to learn robust image representations without requiring labeled data. Zhang et al. [45] used autoencoders for unsupervised learning, focusing on cross-channel prediction within the network, offering a unique perspective on how different parts of a neural network can effectively teach each other.

Pathak et al. [20] introduced Context Encoders, a CNN trained to generate the contents of an arbitrary image region based on its surroundings, employing a combination of reconstruction and adversarial loss. Complementing this, Doersch et al. [46] employed a CNN to predict the relative position of image patches, leveraging spatial context as a supervisory signal and necessitating the recognition of objects and their parts.

In the context of adversarial learning, Donahue et al. [47] introduced Bidirectional Generative Adversarial Networks

(BiGANs) for learning the inverse mapping of data back into the latent space, highlighting the importance of adversarial processes in self-supervised learning. Jenni et al. [48] introduced a unique image transformation technique known as Limited Context Inpainting (LCI) to learn image representations. This transformation aims to inpaint an image patch (using a generator-discriminator scheme) while maintaining the boundary, thereby preserving local image statistics while altering global ones. In LCI, the CNN is trained to predict the image transformation applied (rotation, LCI, wrapping) as in [21].

Noroozi et al. [22] made a significant contribution by training a CNN to solve jigsaw puzzles, using a context-free network (CFN) for learning about object parts and their spatial arrangements. In a follow-up work, Noroozi et al. [23] developed a method that enhances learning through knowledge transfer, separating the structure of a self-supervised model from the task-specific model and employing pseudo-labels derived from clustered features of a pretext task. These early methods not only laid the groundwork for subsequent advancements in self-supervised learning but also showcased the diverse approaches and applications possible within this domain.

3.2. Contrastive methods

Contrastive learning methods in the deep metric learning family adopt instance discrimination as the pretext task [1]. The common idea in these works is the following: pull together an anchor and a “positive” sample in embedding space, and push apart the anchor from many “negative” samples [49]. Since no labels are available, a positive pair often consists of data augmentations of the sample, and negative pairs are formed by the anchor and randomly chosen samples from the mini-batch. One of the major design choices in contrastive learning is how to select the positive and negative pairs. The standard approach for generating positive pairs without additional annotations is to create multiple views of each data point. This can be achieved through various techniques such as decomposing an image into its luminance and chrominance components [50], applying random augmentations to an image multiple times [8], [36], extracting patches from the same image [13], or utilizing the outputs from student and teacher models [51]. Negative pairs can be randomly chosen images. The positive pairs can theoretically be thought of as coming from a joint distribution over views $p(x_1, x_2)$, and the negative pairs as coming from a product of marginals $p(x_1) \cdot p(x_2)$ [52].

Initial methods in self-supervised learning have influenced subsequent methods in contrastive learning. Methods such as InstDis [35] and PIRL [53] showcased early approaches to leveraging unlabeled data for learning powerful representations by contrasting positive and negative sample pairs. The following is a description of the most popular contrastive self-supervised methods.

InstDis: Instance-level Discrimination (InstDis) [35] adopts an unsupervised learning approach by treating each image as its unique class, aiming to distinguish individual

instances without grouping them into similar pairs. It utilizes an encoder network that consists of a backbone and a linear projection head to transform images into ℓ_2 -normalized embeddings, which are stored within a discrete memory bank for efficient retrieval. As an objective, it uses a non-parametric softmax with NCE estimation.

UEL: Unsupervised Embedding Learning (UEL) [54] employs a siamese network architecture with identical parameters across two branches, each consisting of a backbone and a projector. This architecture processes both an original image and its augmented counterpart, alongside a small, randomly selected batch of images, to generate ℓ_2 -normalized embeddings. UEL tackles a binary classification problem through maximum likelihood estimation, aiming to identify an augmented sample as its corresponding original instance while distinguishing it from other instances. It calculates the likelihood of each instance being recognized correctly and not being misclassified as any other instance in the batch. The objective is to minimize the sum of negative log likelihoods across all instances.

PIRL: Pretext-Invariant Representation Learning (PIRL) [53] employs a single backbone network and two projection heads to learn representations invariant to image transformations, including the jigsaw pretext task. It processes an original image and its augmented counterpart, aiming to minimize a contrastive loss that assesses the similarity between their embeddings relative to "negative" samples from a memory bank [35]. PIRL's loss function incorporates two terms: the InfoNCE loss for positive pairs and its complement for differentiating positive from negative pairs. If the second term is disregarded, PIRL simplifies to an enhanced version of InstDis, referred to as InstDis++.

DIM: Deep InfoMax (DIM) [55] maximizes mutual information between global features produced by an encoder, and local features produced by an intermediate layer of the encoder for the same image. It processes both high- and low-level features through a discriminator to generate a score by comparing their similarity.

AMDIM: Augmented Multiscale DIM (AMDIM) [56] extends the local version of DIM [55] by maximizing mutual information between features extracted from independently-augmented copies of each image, rather than between two features extracted from a single, unaugmented copy of each image.

CPC: Contrastive Predictive Coding (CPC) [13] uses an encoder to extract low-dimensional embeddings and an auto-regressive model to summarize all past embeddings and predict the "future" in latent space. CPC relies on NCE for the loss function to preserve MI, proposing InfoNCE loss and negative sampling.

CPC v2: CPC v2 [57] expands upon the original framework [13] by refining its architecture and training approach. It dissects input images into overlapping patches, encoding each into vectors via a neural network. Utilizing a masked convolutional network, it generates context vectors considering only specific feature vectors, which are then used to linearly predict future vectors in the image.

CMC: Contrastive Multiview Coding (CMC) [50] employs a critic neural network to extract latent representations using two "half" encoders that process different channels of the input image. CMC generates two views of an image by converting it to the *Lab* color space, processes the *L* channel through one first encoder, and the *ab* channels through the second one. During contrastive learning, different channels from the same image are treated as the positive pair, while negatives are sampled from a queue [35]. CMC utilizes the InfoNCE loss [13].

The SimCLR framework [36] mark a significant milestone in the evolution of contrastive learning, emphasizing the simplicity and efficacy of generating contrastive pairs through data augmentation leveraging a siamese architecture with shared weights.

SimCLR: A Simple framework for Contrastive Learning of visual Representations (SimCLR) [36] simplifies the contrastive learning framework by processing two augmented views of an image through two identical networks, each consisting of a backbone and a projector. SimCLR generates two views by data augmentation and processes them through the encoders that share weights to produce ℓ_2 -normalized embeddings. The learning objective focuses on maximizing the similarity between these embeddings using the *NT-Xent* loss, utilizing the other batch samples as negative samples.

SimCLR v2: SimCLR v2 [58] expands upon the original framework [36] and integrates unlabeled data for both unsupervised pretraining and supervised finetuning. This version emphasizes larger models and deeper projection networks, alongside a memory bank [8].

G-SimCLR: G-SimCLR [59] extends SimCLR [36] and presents a novel approach to contrastive learning by proposing a unique strategy for batch preparation. It starts with training a denoising autoencoder [60] on the dataset to obtain robust image representations, which are then clustered to assign pseudo-labels. Training batches are prepared so as each batch contains no repeats of any pseudo-label.

SimCL: Simple Contrastive Learning (SimCL) [61] abandons data augmentation to create different views, and adopts adding uniform noise in the representation space.

C-SimCLR/C-BYOL: This is a contrastive visual representation [62] which modifies SimCLR [36] and BYOL [51] by adding in formation compression using conditional entropy bottleneck. The following two methods employ semi-supervised or fully supervised contrastive learning. BYOL will be further discussed later in this paper.

The following two methods employ semi-supervised or fully supervised contrastive learning.

SupCon: Supervised Contrastive (SupCon) [49] extends the SimCLR framework [36] to a fully supervised setting, efficiently leveraging label information. It introduces the concept of multiple positives per anchor, along with a broad set of negatives.

SemPPL: Semantic Positives via Pseudo Labels (SemPPL) [63] merges labeled and unlabeled data for enhanced representation learning. Inspired by BYOL's architecture [51], SemPPL utilizes an online and a target network, with the latter's parameters being updated through an Ex-

ponential Moving Average (EMA) of the online network’s parameters. This method uses the limited ground-truth labels available to augment its learning process with pseudo-labels derived from k-nearest neighbors classification, based on embeddings learned during training using InfoNCE loss in BYOL’s objective and a variant of InfoNCE with the semantic positives.

Momentum contrast is a novel approach to self-supervised contrastive learning for unsupervised visual representation learning. Momentum contrast leverages an EMA to update one branch with the momentum of the other, significantly enhancing the model’s adaptability and learning consistency.

MoCo: Momentum Contrast (MoCo) [8] leverages a dual-network architecture comprising a query and a key network to facilitate learning. The query network consists of a backbone and a projector, with parameters updated directly during training, while the key network includes a similar setup with its parameters updated using an EMA of the query network’s parameters. MoCo generates two augmented views of an image, processes one view through the query network and the other through the key network, and produces ℓ_2 -normalized embeddings. The learning objective focuses on maximizing the similarity between these embeddings employing the InfoNCE loss [13], utilizing a dynamic queue of negative samples to enhance the diversity and effectiveness of the contrastive learning process.

MoCo v2: MoCo v2 [64] builds on the foundation of MoCo [8] by incorporating several design improvements inspired by SimCLR [36], including the use of an MLP head for the output projection and the adoption of more aggressive data augmentation strategies. These enhancements, combined with MoCo’s distinctive queued contrastive learning mechanism, enable MoCo v2 to achieve better performance, compared to its predecessor and SimCLR under similar conditions.

MoCo v3: MoCo v3 [65] extends the MoCo framework [8], [64] to incorporate ViT as the backbone architecture. Maintaining the siamese network approach of its predecessors, MoCo v3 introduces the strategy of freezing the patch projection layer in ViTs to mitigate training instability. This adaptation allows MoCo v3 to leverage the architectural benefits of ViTs while preserving the effective contrastive learning mechanism established in earlier versions of MoCo. MoCo v3 also discards the queue of its predecessors, using sufficient large batch sizes.

MoCHI: Mixing of Contrastive Hard negatives (MoCHI) [66] extends the MoCo v2 framework [64] by adding two sets of hard and harder negatives into the queue. The first set is a convex linear combination of pairs of its hardest existing negatives whereas the second set is created by mixing the negatives with the query.

SimMoCo/SimCo: Simple MoCo (SimMoCo) and SimCo (SimMoCo with no Momentum) [67] removes the dictionary and the dictionary and momentum respectively of the MoCo framework [8], [64] and adds an InfoNCE loss with dual temperature (DT).

MOBY: MOCo-BYO (MOBY) [68] combines the innovations of MoCo v2 [64] and BYOL [51] with transformers, and specifically DeiT-S and Swin-T. MOBY uses the momentum design and loss of MoCo v2 and the asymmetric encoder of BYOL, along with its data augmentation and momentum schedule.

MoCLR¹: Momentum Contrastive Learning of visual Representations (MoCLR) [69], used in the Divide and Contrast (DnC) framework, improves upon SimCLR [36] and BYOL [51] by comprising two networks, each with a backbone and a projector. The second network’s parameters are updated via an EMA of the first network’s parameters. MoCLR utilizes a symmetrized InfoNCE loss. DnC proceeds by training individual “expert” models on subsets of the datasets and distilling them into a single model.

LooC: Leave-one-out Contrastive (LooC) [70] is based on the MoCo framework [8] and learns to capture varying and invariant factors for visual representations by constructing separate embedding spaces, each of which is invariant to all but one augmentation. Furthermore, it optimizes multiple augmentation-sensitive contrastive objectives using a multi-head architecture with a shared backbone. It experiments with three types of augmentations: (1) rotation; (2) color jittering; and (3) texture randomization.

TiCo: Transformation Invariance and Covariance Contrast (TiCo) [71] is a modification of MoCo [8] (or Barlow Twins [72]) using a loss with two terms: a transformation invariance and a covariance contrast. It uses the framework of MoCo but keeps an EMA of the covariance matrix of the embeddings of the online encoder. The proposed loss is the sum of the MSE and the covariance term.

InfoMin: Information Minimization [52] introduces a novel set of data augmentations called *InfoMin Aug*. InfoMin builds on top of MoCo framework [8], with the difference of using jigsaw augmentation as part of *InfoMin Aug*. *InfoMin Aug* includes random resized crop, random horizontal flip, color jitter, Gaussian Blur, RandAugment [43], random grayscale, and jigsaw [53].

ReSSL: Relational Self-Supervised Learning (ReSSL) [73] is based on the MoCo framework [8] but uses relation as a manner to investigate the inter-instance relationships and highlight the intra-instance invariance. It calculates the similarities of the output embeddings with a memory bank [8] and optimizes the KL divergence that is formulated as the CE between the latter similarities.

Focusing on leveraging the concept of neighborhood in data points, this category encompasses methods that improve contrastive learning by identifying and utilizing nearest neighbors.

NNCLR: Nearest-Neighbor Contrastive Learning of Visual Representations (NNCLR) [38] leverages the concept of sampling nearest neighbors from a memory bank, similar to MoCo [8], and treats these neighbors as positive samples. Built on the SimCLR framework [36], it employs the InfoNCE [13] loss and introduces a predictor mechanism

1. MoCLR in DnC framework is also a knowledge distillation method.

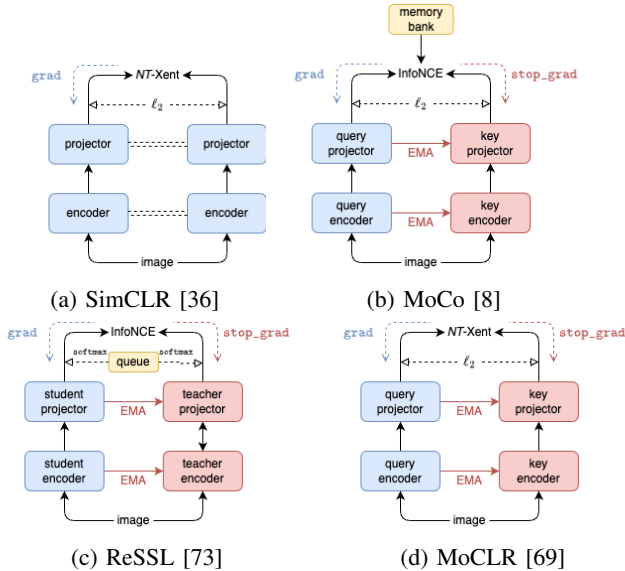


Figure 1: Comparison of different contrastive self-supervised learning methods. MoCHI [66] adds more negatives while InfoMin [52] uses special augmentation on MoCo framework [8], [64]. LooC [70] passes multiple views in the momentum encoder. TiCo [71] uses two novel loss terms (similar to VIC [74] loss). MMCR [75] uses the nuclear norm loss. SupCon [49] uses a supervised variant of *NT-Xent* loss [36], leveraging label information. DCL [37] removes the positive term from *NT-Xent*/InfoNCE loss denominator. MMCL [76] takes inspiration from SVMs and solves an optimization problem.

for contrasting the nearest neighbor of one view against the prediction derived from a second view.

MSF: Mean Shift (MSF) [77] leverages the BYOL framework [51] but uses an MSE loss to match the view with its $k > 1$ nearest neighbors.

All4One: All4One [78] merges the NNCLR framework [38] with the Barlow Twins’ objective [72], augmenting this combination with a novel transformer-based branch. This branch is designed to aggregate multiple nearest neighbors into a unified view, subsequently applying the InfoNCE objective to this integrated representation using batch as negatives.

MYOW: Mine Your Own view (MYOW) [79] has a similar architecture to BYOL [51] but uses the dataset to find similar yet distinct samples to serve as views for one another. It uses mined views in addition to the augmented ones, utilizing a projector-predictor setup for augmented views and a projector-projector-predictor for mined views. The objective is to minimize the NCS between augmented views and mined views.

Mugs²: MULTI-Granual Self Supervised learning (Mugs) [80] combines instance discrimination with clustering, using a ViT architecture with momentum alongside three distinct

2. Mugs is also a framework and a dense method capturing detailed (fine-grained) to very abstract (coarse-grained) features for downstream tasks.

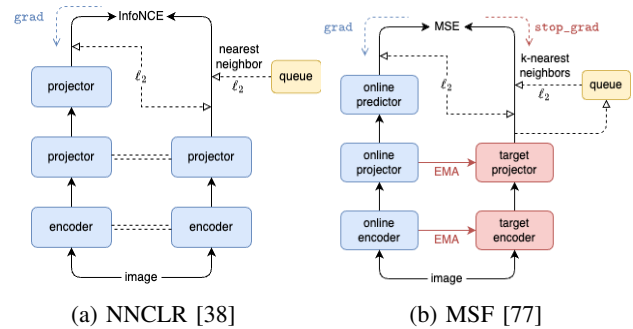


Figure 2: Comparison of different contrastive self-supervised learning architectures employing nearest neighbors.

branches: instance-level, local-group, and group discrimination. The first branch leverages a projector and predictor to implement the InfoNCE loss for direct instance comparison using a memory bank. The local-group branch combines nearest patch tokens with their nearest neighbors through a bank using a transformer, aiming for localized context, while the group discrimination branch abstracts to cluster level using latent prototypes and a softmax-based CE loss.

This category highlights comprehensive frameworks, which provide structured methodologies for implementing contrastive learning.

DCL/DCLW: Decoupled Contrastive Learning (DCL) [37] innovates by developing a DCL loss that omits the positive component from the InfoNCE loss [13], significantly enhancing learning efficiency. The analysis revealed that the standard InfoNCE loss involves a coupling between positive and negative samples that can diminish the gradient’s effectiveness, especially when dealing with uninformative samples. DCL addresses this by eliminating the coupling effect from the loss calculation. Building on DCL’s foundation, the variant DCLW introduces a weighting function for positive pairs, utilizing a negative von Mises-Fisher distribution to adjust their importance. DCL/DCLW can be combined with any InfoNCE loss-based framework [36].

YADIM: Yet Another DIM (YADIM) [81] is a framework that implements AMDIM [56], CPC v2 [57], and SimCLR [36] on PyTorch Lightning [82].

ReLIC: Representation Learning via Invariant Causal mechanisms (ReLIC) [39] is a framework that implements CPC [13], AMDIM [56], SimCLR [36], and BYOL [51]. It proposes the utilization of invariance to data augmentation regularization. It employs a Siamese architecture (online/target) that consists of an encoder and a critic that may or may not share parameters. It minimizes the InfoNCE loss [13] and a regularization term implemented as the Kullback–Leibler (KL) divergence among different views under different augmentation.

ReLIC v2³: ReLIC v2, [83] is an extension of ReLIC [39] that integrates an explicit invariance loss with a contrastive objective for dense downstream tasks. It incorporates

3. ReLIC v2 is also a dense method.

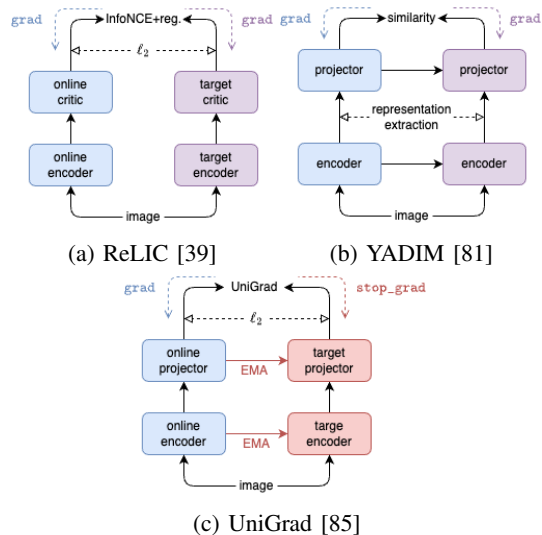


Figure 3: Comparison of different contrastive self-supervised learning frameworks. SimCLR [36], AMDIM [56], CPC [13], BYOL [51] are special cases of the YADIM framework [81]. ReLIC [39] partially belongs to feature decorrelation or CCA family as well. UniGrad [85] is a framework that reduces to SimCLR [36], MoCo [8], SimSiam [86], BYOL [51], Barlow Twins [72], VICReg [74].

a saliency mapping (images with background removed) within the augmentation and processes multiple data views of varying size.

CLSA⁴: Contrastive Learning with Stronger Augmentations (CLSA) [84] is a general framework with 14 types of stronger augmentations⁵ that can be combined with any contrastive loss-based method [8], [36], [51], [64]. CLSA, follows the pipeline of MoCo [8] and uses two neural networks to learn: a query encoder and a key encoder. In addition to the InfoNCE loss, it minimizes the distributional divergence between the weakly augmented key and a strongly augmented query.

UniGrad⁶: UniGrad [85] is a framework that implements: (1) contrastive learning methods like MoCo [8], SimCLR [36]; (2) asymmetric network as in BYOL [51], SimSiam [86] that use `stop-grad` and predictors; and (3) feature decorrelation methods like Barlow Twins [72] and VICReg [74]. UniGrad analyzes the gradients of all the aforementioned self-supervised learning methods and propose a novel loss that maximize the cosine similarity between positive samples and forces the similarity between negative samples close to zero so as to avoid representational collapse that is demonstrated in a MoCo-style [8], [51] implementation.

4. CLSA implementation employs momentum so it is a momentum contrast method as well.

5. ShearX/Y, TranslateX/Y, Rotate, AutoContrast, Invert, Equalize, Solarize, Posterize, Contrast, Color, Brightness, Sharpness.

6. UniGrad implementation employs momentum so it is a momentum contrast method as well.

Exploring the cross-pollination of ideas from diverse fields, this category includes methods like MMCL [76] and MMCR [75] that draw upon principles from outside traditional contrastive learning domains. By integrating concepts such as max-margin classification or manifold learning, these methods seek to push the boundaries of what’s possible within the field of self-supervised learning.

MMCL: Max-Margin Contrastive Learning (MMCL) [76] draws inspiration from Support Vector Machines (SVMs) to select negatives as the sparse support vectors obtained via a quadratic optimization problem, where contrastiveness is enforced by maximizing the decision margin. MMCL is based on the SimCLR framework [36].

MMCR: Maximum Manifold Capacity Representations (MMCR) [75] is based on the premise that different views of an image form a continuous manifold that should be compressed. MMCR builds upon the MoCo framework [8], comprising a backbone and a projector. MMCR generates multiple views through data augmentation and processes them via both encoders to produce ℓ_2 -normalized embeddings that are aggregated. Subsequently, the centroid of each view is calculated, and the centroids of the batch are assembled. MMCR optimizes the nuclear norm of the centroid matrix.

The following methods vary from the aforementioned ones, using adversarial training of negative and/or positive views.

AdCo: Adversarial Contrastive Learning (AdCo) [87] extends the MoCo framework [8] by directly learning a set of negative adversarial playing against the self-trained representations.

CaCo: Cooperative-adversarial Contrastive (CaCo) [88] extends AdCo [87] by learning the positive representation along negatives in an end-to-end fashion. It assumes that the corresponding positive representation also comes from the memory bank and replaces the positive view in InfoNCE loss [13] with its representation. Negative samples are trained adversarially, while the positives for each anchor cooperative.

3.3. Self-distillation methods

Self-distillation methods such as BYOL [51], SimSiam [86], DINO [89], along with their variants rely on a simple mechanism: feeding two different views to two encoders, and mapping one to the other by means of a predictor. To prevent the encoders from collapsing by predicting a constant for any input, various techniques are employed. A common approach to prevent collapse is to update one of the two encoder weights with a running average of the other encoder’s weights [51], [89]. Below is an explanation of the most common techniques used in self-distillation self-supervised learning.

BYOL: Bootstrap Your Own Latent (BYOL) [51] utilizes two networks to learn: the online and the target. The online network is composed of a backbone, a projector, and a predictor, whereas the target network consists of a backbone

TABLE 1: Contrastive methods.

Method	Proj.	Pred.	Mom.	Mem.	Negatives	Views	Loss	Networks
InstDis [35]	✓			✓	memory	N/A	non-param. softmax	single
PIRL [53]	✓			✓	memory	Jigsaw	InfoNCE	siamese
UEL [54]	✓				N/A	N/A	neg. log likelihood	siamese
CPC [13], [57]		AR		✓	memory	image	InfoNCE	single
CMC [50]				✓	memory	channels	InfoNCE	siamese
SimCLR [36]	✓				batch	aug.	NT-Xent	siamese
SimCLR v2 [58]	✓			✓	memory	aug.	NT-Xent	siamese
G-SimCLR [59]	✓				batch	aug.	NT-Xent	siamese
SupCon [49]	✓				N/A	aug.	SupCon	siamese
SimCL [61]	✓				batch	noise	InfoNCE	single
MoCo [8]	✓		✓	✓	memory	aug.	InfoNCE	siamese
MoCo v2 [64]	✓		✓	✓	memory	aug.	InfoNCE	siamese
MoCo v3 [65]	✓		✓		batch	aug.	InfoNCE	siamese
MoCHI [66]	✓		✓	✓	memory	aug.	InfoNCE	siamese
SimMoCo [67]	✓		✓		batch	aug.	DT	siamese
SimCo [67]	✓				batch	aug.	DT	siamese
MOBY [68]	✓	✓	✓	✓	memory	aug.	InfoNCE	siamese
LooC [70]	✓		✓	✓	memory	aug.	InfoNCE variant	siamese
MoCLR [69]	✓		✓		batch	aug.	InfoNCE	siamese
TiCo [71]	✓		✓	N/A	N/A	aug.	TiCo	siamese
InfoMin [52]	✓		✓	✓	memory	aug.	InfoNCE	siamese
ReSSL [73]	✓		✓	✓	memory	aug.	softmax+CE	siamese
NNCLR [38]	✓	✓		✓	memory+batch	aug.	Neighbor InfoNCE	siamese
MSF [77]	✓	✓	✓	✓	memory+N/A	aug.	MSE	siamese
All4One [78]	✓	✓	✓	✓	memory+batch	aug.	NNCLR+centroid+BT	siamese
MYOW [79]	✓	✓	✓	✓	memory	aug.	NCS	siamese
Mugs [80]	✓	✓	✓	✓	memories+centroids	aug.	InfoNCE+CE	siamese
MMCL [76]	✓				batch	aug.	NT-Xent	siamese
MMCR [75]	✓		✓		batch	aug.	nuclear norm	siamese
ReLIC [39]	✓				batch	aug.	KL div.	siamese
DCL [37]	✓				memory/batch	aug.	DCL/DCLW	siamese
UniGrad [85]	✓		✓		N/A	aug.	UniGrad	siamese
CLSA [84]	✓		✓	✓	memory	aug.	contrastive+DDL	siamese
AdCo [87]	✓		✓	✓	memory	aug.	InfoNCE	siamese
CaCo [88]	✓		✓	✓	memory	aug.	InfoNCE	siamese

and a projector. The parameters of the target network are updated through an EMA of the online network’s parameters. Given an image, BYOL generates two views using stochastic augmentations. These views are processed by the online and target networks to produce embeddings, which are then ℓ_2 -normalized. The objective is to minimize the MSE between the prediction of the online network and the embedding from the target network. This process is symmetrized for the reverse direction.

SimSiam: Simple Siamese (SimSiam) [86] employs identical networks composed of a backbone, a projector, and a predictor to learn meaningful representations without requiring negative sample pairs. Given an image, SimSiam generates two views using stochastic augmentations. These views are processed by the siamese architecture (backbone and projector), while one view is forwarded through the predictor as well to produce ℓ_2 -normalized embeddings. The loss function is based on the NCE and includes a stop-gradient operation to prevent collapsing solutions. This process is also symmetrized.

DINO: Self-Distillation with NO labels (DINO) [89] employs two networks for learning: the student and the teacher. The student network is composed of a backbone and a projector, whereas the target teacher consists of a backbone and a projector. The parameters of the teacher net-

work are updated through an EMA of the student network’s parameters. Given an image, BYOL generates two views using stochastic augmentations. These views are processed by the online and target networks to produce embeddings, which are then ℓ_2 -normalized. DINO prevents collapse by utilizing centering and sharpening techniques. Centering adds an EMA of the batch statistics to the embeddings, while sharpening employs two different temperature coefficients where the teacher’s temperature comprises of a low value. The goal is to minimize the CE loss between the probability distributions obtained from the student and teacher networks.

OBoW: Online Bag-of-Visual-Words (OBoW) [90] uses two networks, the student and the teacher, for learning. The student network is composed of a backbone and a projector, whereas the teacher network consists of a backbone. The parameters of the teacher network are updated through an EMA of the student network’s parameters. It emphasizes quantizing feature maps over a vocabulary of visual words, followed by channel-wise max-pooling. The final loss is the CE loss between the probability distributions (softmax) over visual words produced by both networks.

DINO v2: DINO v2 [91] integrates features from DINO [89], iBOT [92], and SwAV [41], alongside a new regularizer [93], to enhance training stability and speed. It intro-

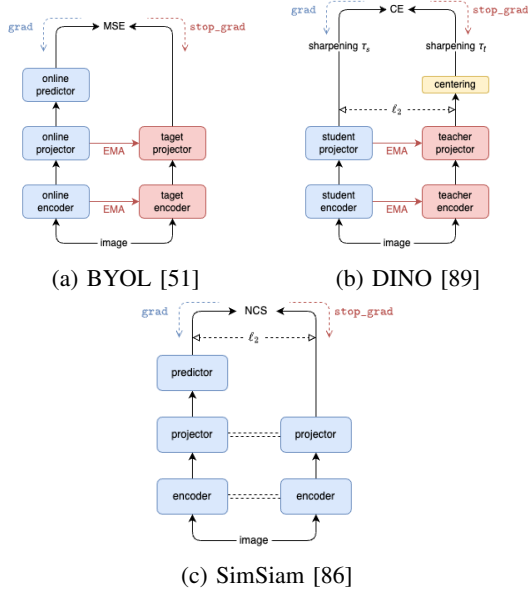


Figure 4: Comparison of different self-distillation self-supervised learning architectures. FastSiam [94] uses multiple views in the SimSiam framework [86]. DINOv2 [91] incorporates additional mechanisms (like masking) to DINO framework [89]

duces several innovations, such as masked input patches and untied head weights, aiming to improve learning efficiency and feature diversity.

FastSiam: Fast Siamese (FastSiam) [94], building on SimSiam’s approach [86], aims to address training instability by utilizing multiple views for target computation. This method provides a more stable estimate for the NCS loss calculation, thus improving the robustness of the learning process.

3.4. Knowledge distillation methods

Knowledge distillation involves transferring knowledge from a powerful teacher network to a more compact student network [95]. This process utilizes a larger, usually pre-trained, network as the teacher to transfer its representational knowledge to a smaller student network in a self-supervised manner. Provided is an overview of the typical approaches utilized in self-supervised knowledge distillation.

SEED: SELF-Supervised Distillation (SEED) [96] employs two networks for learning: the student and the teacher. The student network includes a backbone and a projector, while the teacher network consists of a similar architecture. The teacher’s backbone is pretrained using MoCo v2 [64]. Given an image, SEED processes it through both the student and teacher encoders to produce ℓ_2 -normalized embeddings. It then minimizes the CE between the softmax-transformed similarity scores of the embeddings from the student and teacher, contrasted against a queue of negative samples [8].

DisCo: Distilled Contrastive Learning (DisCo) [97], involves three networks: the student, the mean student, and

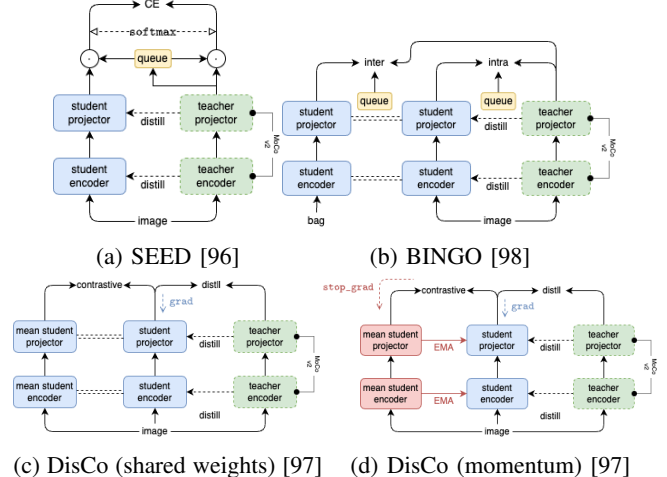


Figure 5: Comparison of different knowledge-distillation self-supervised learning architectures.

the teacher. Each network comprises a backbone and a projector. The mean student’s parameters are updated via an EMA of the student’s parameters, while the teacher is pretrained using MoCo v2 [64] or SwAV [41]. DisCo generates two views of an image, processes them through all networks to obtain embeddings, and applies a contrastive loss between different embeddings of the student and mean student networks of different views along a distillation loss, which is the sum of the MSE between the student’s and teacher’s embeddings for the same view for both views.

BINGO: Bag of InstaNces aGgregatiOn (BINGO) [98] utilizes two networks: the student and the teacher, each with a backbone and a projector. The teacher is pretrained using methods like MoCo v2 [64] or SwAV [41]. BINGO aggregates features from an anchor image and similar samples into a bag of features, processes multiple augmented views from the bag through the student and teacher encoders, And computes a combined loss comprising intra- and inter-contrastive losses (e.g., InfoNCE [13]) to enhance representation learning.

3.5. Feature decorrelation methods

The self-supervised learning feature decorrelation family proposes novel losses to address the representation learning paradigm with self-supervision [1]. As a subset of it, the canonical correlation analysis family originates with the Canonical Correlation Analysis [99]. The high-level goal of CCA is to infer the relationship between two variables by analyzing their cross-covariance matrices [72]. The following is a description of the most popular feature decorrelation methods.

Barlow Twins: Barlow Twins [72] (named after the neuroscientist H. Barlow) employs a novel approach to self-supervised learning by leveraging the redundancy reduction principle, originally proposed in neuroscience. This method utilizes two identical siamese networks, each consisting of a

TABLE 2: Self-distillation and knowledge distillation methods.

Method	Proj.	Pred.	Mom.	Mem.	stop_grad	Loss	Sym.	Networks
BYOL [51]	✓	✓	✓		✓	MSE	✓	online/target
DINO [89]	✓		✓		✓	softmax+CE	✓	student/teacher
SimSiam [86]	✓	✓			✓	NCS	✓	siamese
oBoW [90]	✓		✓		✓	CE		student/teacher
DINO v2 [91]	✓		✓		✓	softmax+CE	✓	student/teacher
FastSiam [94]	✓	✓			✓	NCS		siamese
SEED [96]	✓			✓		softmax+CE		student/teacher
DisCo [97]	✓		✓		✓	InfoNCE+MSE		student/mean/teacher
BINGO [98]	✓			✓		inter+intra InfoNCE		student/teacher

backbone and a projector, to process two different views of the same image generated through stochastic augmentation. In this setup, each image view is transformed into embeddings by the encoder network, which are then mean-centered along the batch dimension to ensure an average output of zero over the batch, effectively normalizing the embeddings (i.e., ℓ_1 -normalized). Barlow Twins aims to minimize a unique loss function based on the cross-correlation matrix between the embeddings of the two views. This loss function aims to ensure embeddings remain consistent across augmentations while minimizing redundancy among their components, effectively promoting invariance and feature decorrelation.

VICReg: Variance-Invariance-Covariance Regularization (VICReg) [74] uses two regularizations terms applied to both embeddings separately. It employs two networks for learning that are not required to share weights, nor the same architectures. Each network comprises of a backbone and an expander serving as the projection head. Given an image, VICReg generates two views using stochastic augmentations. These views are then processed by the backbone and expander of each network to produce embeddings. To ensure robust and informative feature learning, VICReg incorporates two regularization terms: one that maintains the variance of each dimension in the embeddings above a specified threshold and another that decorrelates each pair of embedding variables using the off diagonal elements of the covariance matrix, similar to Barlow Twins [72]. VIC also incorporates the MSE between the embeddings of the different views. This approach effectively prevents the model from collapsing into trivial solutions where the embeddings become constant or non-informative across different inputs.

W-MSE: Whitening Mean Squared Error (W-MSE) [100] is a loss function that is based on the whitening of the latent space features. The framework utilizes a network that comprises of a backbone and a projector. It derives multiple positive pairs from a single image, deeming negatives unnecessary. These views are processed by the network to produce the embeddings. The embeddings are mapped onto a spherical distribution using a whitening transform and then undergo ℓ_2 -normalization. The normalized whitened representations are used to compute the MSE implemented as NCS over all positive pairs.

Mixed Barlow Twins: Mixed Barlow Twins [101] enhances the original Barlow Twins framework [72] by incorporating linearly interpolated samples to mitigate feature

overfitting. Utilizing two identical siamese networks, this approach processes two distinct views of the same image, generated via stochastic augmentation. A third, mixed view is also created by linearly blending these two augmented views. Mixed Barlow Twins retains the objective of Barlow Twins, supplementing it with a regularization component. This is achieved by aligning the cross-correlation matrix of the mixed view with that of each original view against the respective ground truth cross-correlation matrices. The overall loss for Mixed Barlow Twins combines the original Barlow Twins objective with this additional regularization term.

TWIST: Twin Class Distribution Estimation (TWIST) [102] utilizes siamese networks, concluding with a softmax operation to yield twin class distribution probabilities for two augmented versions of the same image. It aims for consistency across these class distributions by maximizing mutual information (MI) between the inputs and class predictions. TWIST further sharpens the class distribution for each image to promote decisive class assignments and fosters diversity among predictions to avoid biased classifications towards a dominant class, achieving a balanced and accurate classification regime.

TLDR: Twin Learning for Dimensionality Reduction (TLDR) [103] builds on the Barlow Twins framework [72] but employs the nearest neighbor along a view as a pair whose proximity is preserved for the purpose of dimensionality reduction.

ARB: Align Representations with Base (ARB) [104] builds on the Barlow Twins framework [72] but uses the Nearest Orthonormal Basis [105] as an objective to maximize the mutual information between the immediate variable generated from one view and representations of the other view. Specifically, it minimizes the output matrix of one view and the nearest orthonormal basis matrix of the other view.

Truncated Triplet: Truncated Triplet [106] builds upon the BYOL framework [51], introducing a truncated triplet loss which extends the conventional triplet loss [34]. This new loss function aims to maximize the relative distance between positive pairs and negative pairs.

3.6. Clustering methods

Clustering-based methods relax instance discrimination into group discrimination to solve the pretext task. The core

TABLE 3: Feature decorrelation methods.

Method	Proj.	Pred.	Mom.	Mem.	Loss	Networks	Key Feature
Barlow Twins [72]	✓				Cross Correlation	siamese	
VICReg [74]	✓				Variance-Invariance-Covariance	siamese	
W-MSE [100]	✓				MSE	siamese	whitening
Mixed Barlow Twins [101]	✓				Cross Correlation	siamese	mixed view
TWIST [102]	✓	softmax			Mutual Information	siamese	
TLDR [103]	✓				Cross Correlation	siamese	nearest neighbor
ARB [104]	✓				MSE	siamese	orthonormal basis
Truncated Triplet [106]	✓		✓		Truncated Triplet	siamese	

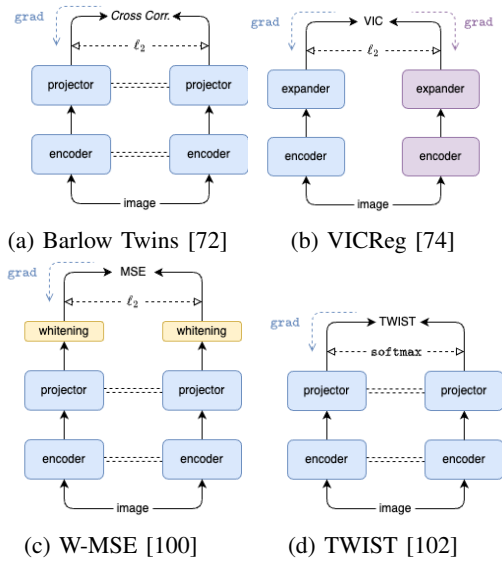


Figure 6: Comparison of different feature decorrelation self-supervised learning architectures. Mixed Barlow Twins [101] uses multiple views, while VICRegL [107] adds a dense objective to the VIC loss [74] for object detection/segmentation. TLDR [103] uses a feature’s nearest neighbour in the Barlow Twins objective [72] (can be seen as NNCLR [38]).

task of clustering is how to split instances into groups. Clustering methods learn rich features by grouping semantically similar images together. K-means clustering is one of the most widely used methods from classical machine learning. This section provides a description of the popular self-supervised methods centered around clustering.

Deep Cluster: Deep Cluster [108] iteratively groups the features using a standard clustering algorithm, k-means, and uses the subsequent assignments as pseudo-labels for supervision to update the network’s weights.

Deeper Cluster: Deeper Cluster [109] groups features using pseudo-labels derived from angular rotations [21] and employs a clustering algorithm (k-means), as in [108]. It utilizes hierarchical losses by dividing the target labels into a two-level hierarchy.

LA: Local Aggregation (LA) [110] extends Deep Cluster [108] by identifying neighbors but separately for each example. To do so it uses two set of neighbors: the close neighbors that are identified using a clustering algorithm

(k-means) and whose embeddings should be similar, and the background neighbors that are identified with nearest neighbors.

SeLa: Self Labeling (SeLa) [111] utilizes a backbone alongside an encoder and softmax-transformed embeddings, introducing a constraint that each data point is assigned to exactly one label. The label assignment problem is efficiently solved using a fast version [112] of the Sinkhorn-Knopp algorithm.

PCL: Prototypical Contrastive Learning (PCL) [40] introduces prototypes as latent variables to help find the maximum-likelihood estimation of the network parameters. Intuitively, instead of using the InfoNCE loss [8], [13], PCL uses a novel ProtoNCE loss that replaces the positive samples with prototypes and fixed temperature with a per-prototype concentration estimation.

SwAV: Swapping Assignments between multiple Views of the same image (SwAV) [41] introduces a novel approach to online clustering-based learning, distinctively computing ”codes” in real-time. This method employs siamese networks to process two augmented views of an image, resulting in two sets of embeddings. These embeddings are then aligned with a predefined set of trainable prototypes, from which unique codes are derived for each view. SwAV finds a continuous solution to this optimization problem using the Sinkhorn-Knopp algorithm [112]. It minimizes the cross-entropy between the codes and the predicted probabilities of matching embeddings to prototypes.

SeLa/Deep Cluster v2: SeLa v2 and Deep Cluster v2 [41] build on top of SeLa [111] and Deep Cluster [108] frameworks respectively and use stronger data augmentation, MLP projection head, cosine learning rate schedule, temperature parameter, memory bank, and multi-clustering, as introduced in SwAV [41].

ODC: Online Deep Clustering (ODC) [113] enhances Deep Cluster [108] by implementing an online method for dynamic label reassignment and centroids update, utilizing dynamic memory modules for storing samples’ labels, features, and centroids. Each iteration includes processing batches through a network, updating based on pseudo-labels from memory, and refreshing centroids. ODC’s novel approach includes loss re-weighting to prevent training collapse, ensuring smaller clusters significantly influence back-propagation.

SEER: Self-supervised learning (SEER) [9], [10] is a family of models with billion parameters [29] trained on 1 billion random images using the SwAV method [41]

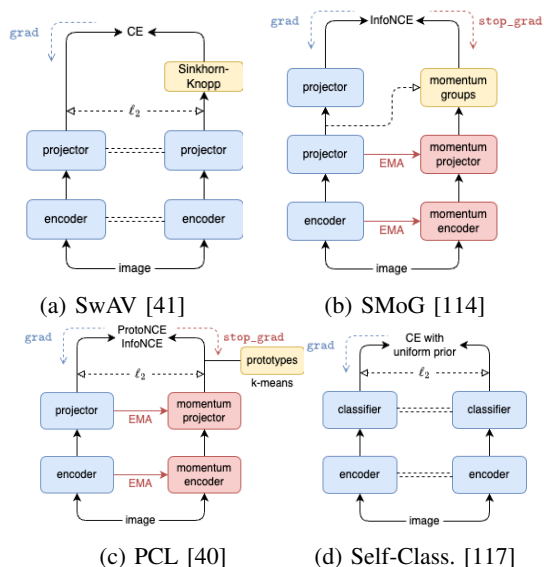


Figure 7: Comparison of different clustering self-supervised learning architectures. Self-Classifier [117] does not use a clustering method but learns labels end-to-end using a novel variant of CE loss.

SMoG: Synchronus Momentum Grouping (SMoG) [114] utilizes two networks to learn. The first network is composed of a backbone, a projector, and a predictor, whereas the second network consists of a backbone and a projector. The parameters of the second network are updated through an EMA of the first network’s parameters. SMoG produces two augmented views of an image, then processing these through both networks to create embeddings. SMoG assigns a group to each image given a set of groups that are updated synchronous during training and use a variant of InfoNCE loss using the group instances along the InfoNCE loss as an objective.

CoKe: Constraint K-means (CoKe) [115] introduces online constrained k-means for clustering-based pretext tasks, separating clustering from discrimination to optimize single-view instances effectively.

SCAN: Semantic Clustering by Adopting Nearest neighbors (SCAN) [116] innovates with a two-phased method, initially leveraging self-supervised learning (e.g., SimCLR [36], MoCo [8]) for semantic feature extraction, followed by learnable clustering using those features. By maximizing the similarity of each image with its neighbors, SCAN ensures meaningful and discriminative outputs. Also, high-confidence samples become class prototypes [40].

Self-Classifier: Self-Classifier [117] introduces a framework for simultaneous label and representation learning in a single step. Utilizing a modified CE loss with a uniform prior on labels, it processes two augmented views of a sample through siamese networks to produce closely aligned embeddings.

3.7. Dense contrastive methods

Dense contrastive learning learns dense features for localization-based tasks such as object detection and segmentation. In the context of representation learning, an ideal encoder for localization-sensitive tasks should consistently encode the same image region, e.g., the same object components across different views of an image, to the same point in the representational embedding space. Instance discrimination uses global image level feature representations for these views, which is obtained by average pooling the final convolutional feature map, thus it does not enforce any type of spatial consistency in the convolutional features that is important for e.g., detection using Faster R-CNN [118]. Image classification favors translation and scale invariance, where objects of various scales and locations are reduced to a single discrete variable representing object categories. In contrast, object detection desires translation and scale equivariance. The following section highlights the commonly employed self-supervised methods emphasizing dense contrastive learning.

DenseCL: Dense Contrastive Learning (DenseCL) [119] extends the MoCo v2 framework [64] for dense prediction tasks. It integrates a specialized dense projection head designed to generate feature vectors of size $S \times S$, enhancing the model’s ability to handle spatially detailed information. By adapting the InfoNCE loss [13] to apply to each of these dense feature vectors, it creates a more comprehensive learning objective that combines the traditional InfoNCE loss with a novel dense loss.

DetConB and DetConS: Contrastive Detection (DetCon) [120] is built on top of BYOL [51] and SimCLR [61], leading to DetConB and DetConS versions. It generates masks for each view using an unsupervised segmentation algorithm and calculates the dot product of the mask and the features to produce a mask-pooled representation that focuses on regions of interest identified through segmentation. Subsequently, it utilizes the projection/prediction networks to generate latent features on which the InfoNCE loss is applied.

ReSim: Region Similarity Representation Learning (ReSim) [121] uses the Region Proposal Network (RPN) [122] used in Faster-RCNN [118] to extract features from overlapping regions of the two views using a sliding windows over the C3 or C4 feature. ReSim objective is to make common overlapping regions similar and non-common dissimilar by optimizing a weighted sum of local and global (InfoNCE) loss.

InsLoc: Instance Localization (InsLoc) [123] extends the MoCo v2 framework [64] by pasting foreground views onto background views. It utilizes RoI Align [124] to extract foreground features from the backbone feature maps before passing them through the projection network. InsLoc employs the InfoNCE loss [13] on the features obtained from the RoI Align operation. Buettner et al. [125] performs a case study of the detection-focused pretext task InsLoc and propose strategies to augment views and enhance robustness in appearance-shifted and context-shifted scenarios.

TABLE 4: Clustering methods

Method	Proj.	Pred.	Mom.	Mem.	Online	Prototypes	SK	Loss	Key Feature
Deep Cluster [108]								Logistic	k-mean
Deeper Cluster [109]	✓							Logistic	k-mean, hierarchical loss
LA [110]				✓				Log-likelihood	k-means, k-NN
SeLa [111]	✓	softmax					✓	CE	optimal transport
PCL [40]						✓		InfoNCE+ProtoNCE	
SwAV [41]	✓	softmax				✓	✓	CE	optimal transport
ODC [113]	✓			✓	✓				k-means
SMoG [114]	✓	✓	✓		✓	✓		InfoNCE+variant	k-means
Self-Classifier [117]	✓				✓			CE variant	

CP2: Copy-Paste Contrastive Pretraining (CPCP or CP2) [126] extends the MoCo v2 framework [64] by pasting foreground views onto background views. It employs a strong segmentation head [127]–[129] and employs a modified dense InfoNCE loss [13] to match the foreground pixels and a another modified InfoNCE loss using normalized masked averaging of foreground features. CP2 also proposes a new training protocol called Quick Tuning that initializes the backbone with existing backbone checkpoints available online.

VADeR: View-Agnostic Dense Representation (VADeR) [130] maps the same pixel under different views into the same embeddings using the encoder-decoder network. VADeR leverages InfoNCE loss using temperature-calibrated cosine similarity but at pixel level.

VICRegL: VicReg Large (VICRegL) [107] learns features at a global scale (as in VICReg [74]), and additionally uses spatial information, and matches feature vectors that are either pooled from close-by regions in the original input image, or close in the embedding space, therefore learning features at a local scale.

PixContrast and PixPro: Pixel-level consistency (PixContrast and PixPro) [131] differentiating each pixel from others within the same image, treating each pixel as an individual class. PixContrast identifies positive and negative pixel pairs based on their spatial location, leveraging a contrastive approach to emphasize spatial sensitivity in feature learning. PixPro, on the other hand, enhances this by adding a pixel propagation module that smooths pixel features based on the similarity of surrounding pixels, effectively eliminating the need for negative pairs and emphasizing pixel-to-propagation consistency. Both methods incorporate a momentum encoder.

UniVIP: Unified Self-supervised Visual Pre-training (UniVIP) [132] is based on the BYOL framework [51]. It processes images to produce two augmented scenes with overlapping regions containing identical instances, identified through an unsupervised algorithm such as Selective Search. It then extracts features from both the entire scenes and individual instances within them and combines scene and instance-level losses with a unique affinity loss.

4. Comparison of self-supervised learning methods

4.1. Contrastive methods

Early contrastive self-supervised learning methods concentrated on utilizing non-parametric softmax [35] or negative log likelihood [54], both employing Noise Contrastive Estimation (NCE). These methods employ projectors to transform the representation into a lower-dimensional latent space without incorporating momentum. Positive samples are generated through various means, such as jigsaw puzzles [22], augmentation [8], [36], patches from the same image [13], [57], or different color channels [50]. The concept of a memory bank, implemented as a queue, is introduced early [35] and adopted by many following approaches [8], [50], [53], [55], [64]. The network architecture initially relies on a single convolutional branch [13], [35], [55], but later, the use of siamese architectures becomes dominant [8], [36], [50], [53], [56], [64].

Early methods aim at maximizing MI. DIM [55] seeks to maximize MI between features from an unaltered image, while AMDIM [56] does so between features from independently augmented versions of an image. AMDIM focuses on multiple scales of features, unlike focusing on a single global and local scale, employing a more complex encoder. CPC [13] utilizes the principle that predicting further into the future requires capturing more global structures due to the reduced shared information. UEL [54] approaches instance feature learning as a binary classification problem via MLE instead of a multi-class classification problem.

MoCo [8], [64] creates a dynamic dictionary with a queue and a momentum-updated encoder, training encoders for dictionary lookup where an encoded "query" matches its corresponding key and not others. The queue allows for a large dictionary independent of the batch size [8]. The dictionary keys are derived from several preceding mini-batches, facilitated by a slowly updated key encoder, implemented via a momentum-based moving average of the query encoder. Unlike end-to-end training [13], [36], [54]–[57], where negatives are within the same batch, MoCo maintains negative keys in a queue, encoding only the queries and positive keys per batch. Conversely, InstDis [35] uses a memory bank for storing sample representations across the dataset. MoCo’s requirement for a large queue (about 65K) improves the diversity of negative samples. Momentum con-

TABLE 5: Dense contrastive methods.

Method	Proj.	Pred.	Mom.	Mem.	Negatives	Views	Loss	Networks
DenseCL [119]	✓		✓	✓	memory	aug.	InfoNCE+dense	siamese
DetConS [120]	✓				batch	aug.	InfoNCE	siamese
DetConB [120]		✓	✓		batch	aug.	InfoNCE	siamese
InsLoc [123]	✓	RoI Align	✓	✓	memory	copy-paste	InfoNCE	siamese
CP2 [126]	✓		✓	✓	memory	copy-paste	InfoNCE	siamese
PixContrast [131]	✓		✓		image	aug.	InfoNCE variant	siamese
PixPro [131]	✓	PPM	✓		views	aug.	InfoNCE variant+cos.	siamese
UniVIP [132]	✓	✓	✓		N/A	aug.	NCS+affinity+scene	siamese

trast methods update one network with an EMA. UniGrad [85] highlights momentum as a critical performance factor.

MoCHI [66] identifies that as training progresses in MoCo [8], [64], fewer negatives significantly contribute to the loss, indicating most memory negatives do not aid learning effectively. It suggests hard negative mixing at the feature level for improved learning. SimMoCo and SimCo [67], derivatives of MoCo, eliminate the dictionary in MoCo and achieve performance gains with a sufficiently large DT. SimCo benefits from an InfoNCE loss variant with DT, also utilized in DINO [89]. TiCo [71] modifies MoCo with a novel loss function to minimize distance between various augmentations of the same image and encourages representation towards smaller eigenvalues of the covariance matrix, enhancing covariance contrast.

Contrarily, SimCLR [36] simplifies the process, eliminating the need for complex architecture or a memory bank [8], [35]. It emphasizes strong data augmentation, a nonlinear transformation between the representation and the loss, normalized embeddings, an adjusted temperature parameter, larger batch sizes, and longer training durations [36]. G-SimCLR [59] employs pseudo-labels to ensure batches do not contain the same category classes. CMC [50] extends the objective to more than two positive views, aiming to maximize mutual information as in [35] between different image views, offering a simplified version of CPC [13]. SupCon [49] leverages supervised contrastive learning, enhancing model’s performance by effectively using available labels.

MoCLR [69] combines MoCo’s momentum contrast [8] and BYOL’s [51] improvements with SimCLR’s [36] batch-based negative mining, offering a baseline enhanced by BYOL’s advancements. CLSA [84] addresses the issue of contrastive methods failing with stronger image distortions by learning representations robust to such distortions without pulling strongly augmented views towards weakly augmented views to preserve representation quality. Mugs [80] integrates elements from MoCo [8], [64], [65], MSF [77], All4One [78], and PCL [40], aiming to boost performance in dense downstream tasks within a unified approach.

NNCLR [38], similar to SimCLR [36], uses nearest neighbors for contrasting embedding similarities with InfoNCE loss. MSF [77] also employs nearest neighbors but differs slightly by including a momentum branch and averaging over many neighbors using MSE loss, differing from BYOL when adding the generated view to the queue. All4One [78] utilizes transformers to exploit relational con-

text among neighbors, enriching the learning with diverse, coherent visual insights.

MMCL [76] tackles the issue in NCE algorithms where negatives need to be similar to positives for effective learning, selecting suitable negative subsets for contrast and providing a method to mitigate the impact of false negatives. Unlike conventional methods [8], [36], DCL [37] does not demand large batch sizes, momentum encoding, extended training, and is less sensitive to hyperparameter settings, leading to more efficient learning by preventing dilution of informative gradients by less informative samples.

AdCo [87] alternates updates between the representation network and negative adversaries, aiming to obtain challenging negatives for training the representation of positive queries. This approach moves negative samples closer to current minibatch queries. CaCo [88] updates each negative representation towards the anchor, making negatives harder to distinguish from the anchor (similar to AdCo), but trains the positive sample cooperatively, not adversarially, pushing the positive closer to the anchor.

4.2. Self-distillation methods

Each self-distillation method, though prone to degenerate solutions, employs distinct strategies to prevent them, showcasing various approaches for learning without using negative examples. Every self-distillation method in self-supervised learning [51], [86], [89]–[91], [94] utilizes a stop-gradient technique, underlining its vital function in maintaining the quality of the learned features. The implementation of prediction mechanisms [51], [86], [94] stresses the need for precise prediction of features from distinct branches, thus enhancing learning efficiency and consistency. Furthermore, these methods vary in their selection of loss functions to prevent feature collapse and foster the discovery of meaningful attributes. Since every method is negative-free, they employ neither a memory bank, nor require a large batch size (although they employ as large batch sizes as SimCLR [36]).

BYOL [51] acknowledges the possibility of degenerate solutions, like producing identical vectors for all inputs, but avoids such outcomes through a combination of a prediction layer in the online network and the use of a slowly updated average. DINO [89] predicts the output of a teacher network using a momentum encoder and a standard cross-entropy loss, employing centering and sharpening techniques to prevent collapse. Notably, in the context of self-supervised vision transformers, there’s an explicit focus on

scene layout and object boundaries. SimSiam [86] acquires representations without the need for negative pairs [35], large batch sizes [36], or momentum encoders [8], [51]. FastSiam [94] overcomes SimSiam’s [86] limitations by using multiple views for target creation, thereby stabilizing training, faster convergence, and allowing for training with smaller batch sizes on a single GPU. OBoW [90] introduces a novel teacher-student structure focusing on reconstructing a bag-of-visual-words representation from modified images, emphasizing feature learning through image reconstruction. DINO v2 [91] aims to speed up and stabilize the training on a larger scale by incorporating advancements from its predecessors and making novel improvements to enhance training effectiveness.

4.3. Knowledge distillation methods

Each knowledge distillation self-supervised learning method reveals distinct approaches to knowledge distillation within the domain of self-supervised learning. Each method employs a teacher-student paradigm but differs in their mechanisms for knowledge transfer, the complexity of their architectures, and the specific loss functions they utilize to optimize learning.

SEED [96] simplifies the distillation process by using a direct student-teacher network pair. It offers a distillation process focusing on minimizing the softmax-based similarity scores between embeddings, employing a single student-teacher network pair and utilizing a memory bank to enhance its contrastive learning process. DisCo [97] introduces an additional layer of complexity by incorporating a third network, the mean student, into the distillation framework, updated through EMA. It employs both InfoNCE and MSE losses to achieve a more refined knowledge distillation. This approach lacks a memory bank, relying on dynamic view generation for contrastive learning. BINGO [98], similar to SEED [96], uses a student-teacher network configuration but introduces a novel feature aggregation strategy through the use of bags of instances. BINGO distinguishes itself by aggregating instance features into a bag, using both intra and inter InfoNCE losses for a complex contrastive learning mechanism, supported by a memory bank for a richer negative sample set. It operates within the traditional two-branch student-teacher framework but enriches the student’s learning with complex feature interactions.

4.4. Feature decorrelation methods

Feature decorrelation methods focus on creating representations that are diverse and independent, aiming to enhance the robustness and generalizability of learned features. By reducing redundancy among features, these approaches aim to improve the robustness and generalization of models

Barlow Twins stand out among other methods as they do not demand large batch sizes [36], nor rely on asymmetric components like prediction networks [51], [86], momentum encoders [8], [51], [64], or non-differentiable operations or stop-gradients [86]. It benefits from employing

high-dimensional embeddings. This method conceptually aligns with W-MSE, which conducts a hard-whitening operation on embeddings [100]. The latter [100], diverging from approaches using momentum networks [51] or stop-gradient networks [86], promotes non-degenerate distributions through a whitening operation that normalizes representations to a spherical distribution with zero mean and identity covariance matrix. This method avoids the use of negative pairs by bringing positive pairs closer together, using batch slicing to manage the variability of the whitening matrix.

Subsequent developments like Mixed Barlow Twins [101], TLDR [103], and ARB [104] build upon Barlow Twins’ [72] framework, incorporating distinctive elements to refine and stabilize the learning. Mixed Barlow Twins [101] tackles the potential decrease in feature quality with higher embedding dimensions by enhancing sample interactions and adding a regularization term to prevent overfitting. TLDR [103] and ARB [104] expand on the primary concept by incorporating nearest neighbors and the Nearest Orthonormal Basis into their methodologies, respectively.

VICReg [74] introduces dual regularization on embeddings, aiming to maintain variance and decorrelate variables, similar to Barlow Twins’ [72] objectives to avoid encoder collapse. The first term ensures the variance of each embedding dimension stays above a set threshold, while the second term works to decorrelate every pair of variables, preventing situations where encoders output constant or correlated non-informative vectors, as in Barlow Twins. TWIST [102], utilizing siamese networks, ensures consistent classification across various image augmentations, leading to a more balanced classification system. Conversely, Truncated Triplet [106] introduces a specific loss function targeting the issues of under-clustering and over-clustering common in self-supervised settings.

4.5. Clustering methods

Self-supervised learning methods based on clustering, such as Deep Cluster [108], use k-means clustering to generate pseudo-labels without manual labeling. Enhancements like Deeper Cluster [109] and LA [110] build on this foundation, with the former adding rotation-invariant features for better robustness and the latter identifying close and distant neighbors for each instance, incorporating features similar to memory banks from InstDis [35].

Transitioning from Deep Cluster [108] to more advanced approaches addresses offline clustering’s limitations, which requires extracting features for the entire dataset before global clustering. This process may cause rapid changes in pseudo-labels, requiring the neural network to quickly adjust in successive training epochs. SeLa [111] overcomes Deep Cluster’s shortfall by optimizing a holistic learning objective, offering a refined solution to the k-means approach through solving an optimal transport problem for label assignment. CoKe [115] introduces a constraint in k-means clustering to avoid cluster collapse by ensuring minimum cluster sizes, dynamically assigning clusters to

each batch instance to optimize encoder representations with pseudo-labels and prior cluster centers.

SwAV [41] marks a significant progression by facilitating efficient learning across both small and large batch sizes [36], eliminating the need for large memory banks [8], [35] or momentum encoders [8]. It achieves this through a novel prediction task and employing the Sinkhorn-Knopp algorithm [112] for optimization, a technique also used by SeLa [111]. Additionally, the principles of SwAV are fundamental to the SEER models [9], [10], demonstrating remarkable accuracy at an extensive scale and highlighting the method’s scalability and effectiveness.

ODC [113] offers an online alternative to the offline approach of Deep Cluster, enhancing the adaptability and immediacy of representation learning. Similarly, SMoG [114] brings an innovative dynamic learning method, where group assignments and feature representations are continuously refined, providing a deeper and more nuanced data understanding.

SCAN [116] and PCL [40] merge contrastive learning with clustering. SCAN uses initial self-supervised learning features for clustering, encouraging the network towards uniform and discriminative predictions. Unlike PCL, which introduces prototypes as latent variables, SCAN develops prototypes from high-confidence predictions, serving as direct learning targets.

4.6. Dense contrastive methods

Dense contrastive methods in self-supervised learning are tailored to handle the complexity of learning detailed and granular feature representations across images. DenseCL [119] utilizes the InfoNCE loss [13] for dense feature vectors generated pre-pooling, applying the loss across each vector. DetCon [120] includes an unsupervised segmentation model to derive masks for the features, excluding interest regions prior to projection processing. ReSim [121], drawing inspiration from Faster R-CNN RPN, employs the backbone network with RPN to enhance dense prediction tasks, training the FPN alongside the backbone to increase accuracy beyond mere backbone pretraining, as RPN weights for dense tasks start uninitialized. InsLoc [123] manipulates foreground image patches, altering their aspect ratios and scales, and positions them on different background image locations. Similarly, InsLoc utilizes the backbone with FPN as in ReSim. CP2 [126], similar to InsLoc, employs copy-paste techniques but introduces a more powerful segmentation head, dividing the features between foreground and background. PixPro [131] presents a novel pixel propagation method that smooths dense prediction tasks by ensuring consistency among propagated features, while PixContrast [131] focuses on distinguishing each pixel’s features within the spatial context of the image.

5. Results

In this section, we investigate the results of discriminative self-supervised learning methods after pretraining on the

`train_set` of the ImageNet ILSVRC-2012 dataset [11] using self-supervised pretext tasks. The evaluation methodology includes both linear evaluation and semi-supervised training to demonstrate the capability of self-supervised methods to acquire useful representations from unlabeled data.

5.1. Linear evaluation on ImageNet

For the linear evaluation, representations obtained through self-supervised pretraining are assessed using label information by training a linear classifier atop the frozen representations. This process follows the evaluation protocols described in [27], [133], and as used in SimCLR [36], BYOL [51], and CPC [13]. During this phase, the cross-entropy loss is optimized on the ImageNet `train_set`, reporting both top-1 and top-5 accuracies on the `test_set`.

Table 6 shows the linear evaluation results on ImageNet with a ResNet-50 [26] backbone of contrastive methods. Table 7 shows the linear evaluation of self-distillation and knowledge distillation methods. Table 8 shows the linear evaluation results of feature decorrelation methods. Table 9 shows the linear evaluation results of clustering methods.

Shifting focus to the transformer architectures, Table 10 explores the effectiveness of discriminative self-supervised learning methods with ViT [28] and Swin [134] Transformer backbones.

5.2. Semi-supervised training on ImageNet

The performance obtained when fine-tuning the representation on a classification task with a small subset of ImageNet’s `train_set` is evaluated using label information. The semi-supervised protocol of [133], [135] is followed, utilizing the same fixed splits of 1% and 10% of ImageNet labeled training data, as used in SimCLR [36], BYOL [51], and CPC v2 [57]. The network is initialized with the parameters of the pretrained representation and fine-tuned with a subset of ImageNet labels. The cross-entropy loss is optimized on ImageNet’s `train_set`, and both top-1 and top-5 accuracies on the `test_set` are reported. Table 11 shows the finetuning results using a ResNet-50 [26] backbone.

6. Conclusions

The field of self-supervised learning is rapidly evolving and have the potential to transform the field of machine learning using a vast amount of unlabeled data. Self-supervised learning methods begun with simple ideas of contrasting two views generated via data augmentation [36] and using a momentum encoder [8] or a memory bank [35] and recently use advanced techniques with complicated pipelines [78]. This paper provides a comprehensive guide towards self-supervised learning methodologies, highlighting their differences and similarities, and demonstrating

TABLE 6: Top-1 and top-5 accuracy under linear evaluation on ImageNet using contrastive methods.

Method	top-1	top-5
ReLIC v2 [83]	77.1	93.3
Supervised	76.5	-
CLSA† [84]	76.2	-
AdCo† [87]	75.7	-
C-BYOL [62]	75.6	92.7
CaCo† [88]	75.7	-
NNCLR† [38]	75.6	92.4
UniGrad† [85]	75.5	-
CaCo [88]	75.3	-
ReSSL† [73]	74.7	-
MoCLR [69]	74.3	92.2
UniVIP [132]	74.2	-
MoCo v3 [65]	73.8	-
TiCo [71]	73.4	91.6
InfoMin [52]	73.0	91.1
AdCo [87]	72.8	-
NNSiam [38]	72.6	90.4
MSF [77]	72.4	-
CLSA [84]	72.2	-
MMCR (8 views) [75]	72.1	-
SimCLR v2 [58]	71.7	90.4
C-SimCLR [62]	71.6	90.5
VICRegL [107]	71.2	-
MoCo v2 [64]	71.1	-
ReLIC [39]	70.3	89.5
UniGrad [85]	70.3	-
ReSSL [73]	69.9	-
MMCR (2 views) [75]	69.5	-
SimCLR [36]	69.3	89.0
MoCHI [66]	68.7	-
AMDIM†† [56]	68.1	-
MoCo v2 + DCL [37]	67.6	-
SimCLR + DCLW [37]	66.9	-
All4One [78]	66.6	87.5
SimCLR + DCL [37]	65.8	-
CPC v2‡ [57]	63.8	85.3
MMCL [76]	63.8	-
PIRL [53]	63.6	-
MoCo [8]	60.6	-
CMC [50]	60.0	82.3
InstDis++ [53]	59.0	-
InstDis [35]	54.0	-
CPC‡ [13]	48.7	73.6
RotNet [21]	48.9	-
Jigsaw [22]	45.7	-

Symbol † indicates multi-crop augmentation [41]. Symbol ‡ indicates different backbone architecture.

TABLE 7: Top-1 and top-5 accuracy under linear evaluation on ImageNet using self-distillation methods.

Method	top-1	top-5
Supervised	76.5	-
DINO† [89]	75.3	-
BYOL [51]	74.3	91.6
SimSiam [86]	71.3	-
OBoW [90]	73.8	-

through results which methods perform best. By presenting a clear and detailed overview, we aim to make self-supervised learning more accessible to researchers from all backgrounds, hoping to lower the barriers to entry and foster innovation in the field.

TABLE 8: Top-1 and top-5 accuracy under linear evaluation on ImageNet using feature decorrelation methods.

Method	top-1	top-5
Supervised	76.5	-
Truncated Triplet [106]	75.9	-
TWIST† [102]	75.7	92.5
Barlow Twins [72]	73.2	91.0
VICReg [74]	73.2	91.1
TWIST [102]	72.6	91.0
W-MSE [100]	72.5	-
Mixed Barlow Twins [101]	72.2	-
ARB [104]	68.2	88.9

TABLE 9: Top-1 and top-5 accuracy under linear evaluation on ImageNet using clustering methods.

Method	top-1	top-5
Supervised	76.5	-
SMoG† [114]	76.4	93.1
SwAV† [41]	75.3	-
DeepCluster v2† [41]	74.3	-
Self-Classifier [117]	74.1	-
SeLa v2† [41]	71.8	-
CoKe [115]	71.4	-
PCL v2 [40]	67.6	-
PCL [40]	61.5	-
SeLa [111]	61.5	84.0
LA [110]	60.2	-
ODC [113]	55.7	-
DeepCluster [108]	52.2	-

TABLE 10: Top-1 and top-5 accuracy under linear evaluation on ImageNet using transformer architectures.

Method	Arch	top-1 (%)	top-5 (%)
DINO† [89]	ViT-B/8	80.1	-
DINO† [89]	ViT-S/8	79.7	-
DINO† [89]	ViT-B/16	78.2	-
DINO† [89]	ViT-S/16	77.0	-
MoCo v3 [65]	ViT-B/16	76.5	-
MoCo v3 [65]	ViT-S/16	72.5	-
SMoG [114]	Swin-T	74.5	-
SMoG† [114]	Swin-T	77.7	-
TWIST [102]	DeiT-S/16	76.3	92.7
TWIST [102]	ViT-B/16	78.4	93.8
MOBY [68]	DeiT-S/16	72.8	-
MOBY [68]	Swin-T	75.0	-
Mugs [80]	ViT-S/16	78.9	-
Mugs [80]	ViT-B/16	80.6	-
Mugs [80]	ViT-L/16	82.1	-

TABLE 11: Semi-supervised training with a fraction of ImageNet labels using ResNet-50.

Method	1%		10%	
	top-1	top-5	top-1	top-5
C-BYOL [62]	60.6	70.5	83.4	90.0
ReLIC v2 [83]	58.1	72.4	81.3	91.2
SimCLR v2 [58]	57.9	82.5	68.4	89.2
NNCLR [38]	56.4	80.7	69.8	89.3
Barlow Twins [72]	55.0	69.7	79.2	89.3
VICReg [72]	54.8	69.5	79.4	89.5
SwAV [41]	53.9	78.5	70.2	89.9
BYOL [51]	53.2	68.8	78.4	89.0
SimCLR [36]	48.3	75.5	65.6	87.8
Supervised	25.4	56.4	48.4	80.4

References

- [1] R. Balestriero, M. Ibrahim, V. Sobal, A. Morcos, S. Shekhar, T. Goldstein, F. Bordes, A. Bardes, G. Mialon, Y. Tian, A. Schwarzschild, A. G. Wilson, J. Geiping, Q. Garrido, P. Fernandez, A. Bar, H. Pirsiavash, Y. LeCun, and M. Goldblum, “A cookbook of self-supervised learning,” 2023.
- [2] K. Ohri and M. Kumar, “Review on self-supervised image recognition using deep neural networks,” *Knowledge-Based Systems*, vol. 224, p. 107090, Jul. 2021. [Online]. Available: <http://dx.doi.org/10.1016/j.knsys.2021.107090>
- [3] T. B. Brown, B. Mann, N. Ryder, M. Subbiah, J. Kaplan, P. Dhariwal, A. Neelakantan, P. Shyam, G. Sastry, A. Askell, S. Agarwal, A. Herbert-Voss, G. Krueger, T. Henighan, R. Child, A. Ramesh, D. M. Ziegler, J. Wu, C. Winter, C. Hesse, M. Chen, E. Sigler, M. Litwin, S. Gray, B. Chess, J. Clark, C. Berner, S. McCandlish, A. Radford, I. Sutskever, and D. Amodei, “Language models are few-shot learners,” 2020.
- [4] Z. Lan, M. Chen, S. Goodman, K. Gimpel, P. Sharma, and R. Soricut, “Albert: A lite bert for self-supervised learning of language representations,” 2020.
- [5] J. Devlin, M.-W. Chang, K. Lee, and K. Toutanova, “Bert: Pre-training of deep bidirectional transformers for language understanding,” 2018.
- [6] D. Chen, A. Fisch, J. Weston, and A. Bordes, “Reading wikipedia to answer open-domain questions,” 2017.
- [7] W. Hamilton, Z. Ying, and J. Leskovec, “Inductive representation learning on large graphs,” in *Advances in Neural Information Processing Systems*, I. Guyon, U. V. Luxburg, S. Bengio, H. Wallach, R. Fergus, S. Vishwanathan, and R. Garnett, Eds., vol. 30. Curran Associates, Inc., 2017. [Online]. Available: https://proceedings.neurips.cc/paper_files/paper/2017/file/5dd9db5e033da9c6fb5ba83c7a7e9bea9-Paper.pdf
- [8] K. He, H. Fan, Y. Wu, S. Xie, and R. Girshick, “Momentum contrast for unsupervised visual representation learning,” 2020.
- [9] P. Goyal, M. Caron, B. Lefauveau, M. Xu, P. Wang, V. Pai, M. Singh, V. Liptchinsky, I. Misra, A. Joulin, and P. Bojanowski, “Self-supervised pretraining of visual features in the wild,” 2021.
- [10] P. Goyal, Q. Duval, I. Seessel, M. Caron, I. Misra, L. Sagun, A. Joulin, and P. Bojanowski, “Vision models are more robust and fair when pretrained on uncurated images without supervision,” 2022.
- [11] J. Deng, W. Dong, R. Socher, L.-J. Li, K. Li, and L. Fei-Fei, “Imagenet: A large-scale hierarchical image database,” *2009 IEEE Conference on Computer Vision and Pattern Recognition*, pp. 248–255, 2009. [Online]. Available: <https://api.semanticscholar.org/CorpusID:57246310>
- [12] O. Russakovsky, J. Deng, H. Su, J. Krause, S. Satheesh, S. Ma, Z. Huang, A. Karpathy, A. Khosla, M. Bernstein, A. C. Berg, and L. Fei-Fei, “Imagenet large scale visual recognition challenge,” 2015.
- [13] A. van den Oord, Y. Li, and O. Vinyals, “Representation learning with contrastive predictive coding,” 2019.
- [14] K. Zhang, Q. Wen, C. Zhang, R. Cai, M. Jin, Y. Liu, J. Zhang, Y. Liang, G. Pang, D. Song, and S. Pan, “Self-supervised learning for time series analysis: Taxonomy, progress, and prospects,” 2024.
- [15] S. Liu, A. Mallol-Ragolta, E. Parada-Cabaleiro, K. Qian, X. Jing, A. Kathan, B. Hu, and B. W. Schuller, “Audio self-supervised learning: A survey,” *Patterns*, vol. 3, no. 12, p. 100616, Dec. 2022. [Online]. Available: <http://dx.doi.org/10.1016/j.patter.2022.100616>
- [16] P. Sermanet, C. Lynch, Y. Chebotar, J. Hsu, E. Jang, S. Schaal, S. Levine, and G. Brain, “Time-contrastive networks: Self-supervised learning from video,” in *2018 IEEE International Conference on Robotics and Automation (ICRA)*, 2018, pp. 1134–1141.
- [17] M. C. Schiappa, Y. S. Rawat, and M. Shah, “Self-supervised learning for videos: A survey,” *ACM Computing Surveys*, vol. 55, no. 13s, p. 1–37, Jul. 2023. [Online]. Available: <http://dx.doi.org/10.1145/3577925>
- [18] D. Hendrycks, M. Mazeika, S. Kadavath, and D. Song, “Using self-supervised learning can improve model robustness and uncertainty,” 2019.
- [19] R. Zhang, P. Isola, and A. A. Efros, “Colorful image colorization,” 2016.
- [20] D. Pathak, P. Krähenbühl, J. Donahue, T. Darrell, and A. A. Efros, “Context encoders: Feature learning by inpainting,” *CoRR*, vol. abs/1604.07379, 2016. [Online]. Available: <http://arxiv.org/abs/1604.07379>
- [21] S. Gidaris, P. Singh, and N. Komodakis, “Unsupervised representation learning by predicting image rotations,” 2018.
- [22] M. Noroozi and P. Favaro, “Unsupervised learning of visual representations by solving jigsaw puzzles,” 2016. [Online]. Available: <https://arxiv.org/abs/1603.09246>
- [23] M. Noroozi, A. Vinjimoor, P. Favaro, and H. Pirsiavash, “Boosting self-supervised learning via knowledge transfer,” *CoRR*, vol. abs/1805.00385, 2018. [Online]. Available: <http://arxiv.org/abs/1805.00385>
- [24] A. Krizhevsky, I. Sutskever, and G. E. Hinton, “Imagenet classification with deep convolutional neural networks,” in *Advances in Neural Information Processing Systems*, F. Pereira, C. Burges, L. Bottou, and K. Weinberger, Eds., vol. 25. Curran Associates, Inc., 2012. [Online]. Available: https://proceedings.neurips.cc/paper_files/paper/2012/file/c399862d3b9d6b76c8436e924a68c45b-Paper.pdf
- [25] K. Simonyan and A. Zisserman, “Very deep convolutional networks for large-scale image recognition,” 2015.
- [26] K. He, X. Zhang, S. Ren, and J. Sun, “Deep residual learning for image recognition,” 2015.
- [27] A. Kolesnikov, X. Zhai, and L. Beyer, “Revisiting self-supervised visual representation learning,” 2019.
- [28] A. Dosovitskiy, L. Beyer, A. Kolesnikov, D. Weissenborn, X. Zhai, T. Unterthiner, M. Dehghani, M. Minderer, G. Heigold, S. Gelly, J. Uszkoreit, and N. Houlsby, “An image is worth 16x16 words: Transformers for image recognition at scale,” 2021.
- [29] I. Radosavovic, R. P. Kosaraju, R. Girshick, K. He, and P. Dollár, “Designing network design spaces,” 2020.
- [30] J. Bromley, I. Guyon, Y. LeCun, E. Säckinger, and R. Shah, “Signature verification using a “siamese” time delay neural network,” in *Advances in Neural Information Processing Systems*, J. Cowan, G. Tesauro, and J. Alspector, Eds., vol. 6. Morgan-Kaufmann, 1993. [Online]. Available: https://proceedings.neurips.cc/paper_files/paper/1993/file/288cc0ff022877bd3df94bc9360b9c5d-Paper.pdf
- [31] S. Chopra, R. Hadsell, and Y. LeCun, “Learning a similarity metric discriminatively, with application to face verification,” in *2005 IEEE Computer Society Conference on Computer Vision and Pattern Recognition (CVPR’05)*, vol. 1, 2005, pp. 539–546 vol. 1.
- [32] K. Q. Weinberger and L. K. Saul, “Distance metric learning for large margin nearest neighbor classification,” *Journal of Machine Learning Research*, vol. 10, no. 9, pp. 207–244, 2009. [Online]. Available: <http://jmlr.org/papers/v10/weinberger09a.html>
- [33] G. Chechik, V. Sharma, U. Shalit, and S. Bengio, “Large scale online learning of image similarity through ranking,” in *Pattern Recognition and Image Analysis*, H. Araujo, A. M. Mendonça, A. J. Pinho, and M. I. Torres, Eds. Berlin, Heidelberg: Springer Berlin Heidelberg, 2009, pp. 11–14.
- [34] K. Sohn, “Improved deep metric learning with multi-class n-pair loss objective,” in *Advances in Neural Information Processing Systems*, D. Lee, M. Sugiyama, U. Luxburg, I. Guyon, and R. Garnett, Eds., vol. 29. Curran Associates, Inc., 2016. [Online]. Available: https://proceedings.neurips.cc/paper_files/paper/2016/file/6b180037abbeba991d8b1232f8a8ca9-Paper.pdf

- [35] Z. Wu, Y. Xiong, S. Yu, and D. Lin, "Unsupervised feature learning via non-parametric instance-level discrimination," 2018.
- [36] T. Chen, S. Kornblith, M. Norouzi, and G. Hinton, "A simple framework for contrastive learning of visual representations," 2020.
- [37] C.-H. Yeh, C.-Y. Hong, Y.-C. Hsu, T.-L. Liu, Y. Chen, and Y. LeCun, "Decoupled contrastive learning," 2022.
- [38] D. Dwibedi, Y. Aytar, J. Tompson, P. Sermanet, and A. Zisserman, "With a little help from my friends: Nearest-neighbor contrastive learning of visual representations," 2021.
- [39] J. Mitrovic, B. McWilliams, J. Walker, L. Buesing, and C. Blundell, "Representation learning via invariant causal mechanisms," 2020.
- [40] J. Li, P. Zhou, C. Xiong, and S. C. H. Hoi, "Prototypical contrastive learning of unsupervised representations," 2021.
- [41] M. Caron, I. Misra, J. Mairal, P. Goyal, P. Bojanowski, and A. Joulin, "Unsupervised learning of visual features by contrasting cluster assignments," in *Advances in Neural Information Processing Systems*, H. Larochelle, M. Ranzato, R. Hadsell, M. Balcan, and H. Lin, Eds., vol. 33. Curran Associates, Inc., 2020, pp. 9912–9924. [Online]. Available: https://proceedings.neurips.cc/paper_files/paper/2020/file/70feb62b69f16e0238f741fab228fec2-Paper.pdf
- [42] E. D. Cubuk, B. Zoph, D. Mane, V. Vasudevan, and Q. V. Le, "Autoaugment: Learning augmentation policies from data," 2019.
- [43] E. D. Cubuk, B. Zoph, J. Shlens, and Q. V. Le, "Randaugment: Practical automated data augmentation with a reduced search space," 2019.
- [44] G. Larsson, M. Maire, and G. Shakhnarovich, "Learning representations for automatic colorization," *CoRR*, vol. abs/1603.06668, 2016. [Online]. Available: <http://arxiv.org/abs/1603.06668>
- [45] R. Zhang, P. Isola, and A. A. Efros, "Split-brain autoencoders: Unsupervised learning by cross-channel prediction," 2017.
- [46] C. Doersch, A. Gupta, and A. A. Efros, "Unsupervised visual representation learning by context prediction," *CoRR*, vol. abs/1505.05192, 2015. [Online]. Available: <http://arxiv.org/abs/1505.05192>
- [47] J. Donahue, P. Krähenbühl, and T. Darrell, "Adversarial feature learning," *CoRR*, vol. abs/1605.09782, 2016. [Online]. Available: <http://arxiv.org/abs/1605.09782>
- [48] S. Jenni, H. Jin, and P. Favaro, "Steering self-supervised feature learning beyond local pixel statistics," 2020.
- [49] P. Khosla, P. Teterwak, C. Wang, A. Sarna, Y. Tian, P. Isola, A. Maschinot, C. Liu, and D. Krishnan, "Supervised contrastive learning," 2021.
- [50] Y. Tian, D. Krishnan, and P. Isola, "Contrastive multiview coding," 2020.
- [51] J.-B. Grill, F. Strub, F. Altché, C. Tallec, P. H. Richemond, E. Buchatskaya, C. Doersch, B. A. Pires, Z. D. Guo, M. G. Azar, B. Piot, K. Kavukcuoglu, R. Munos, and M. Valko, "Bootstrap your own latent: A new approach to self-supervised learning," 2020.
- [52] Y. Tian, C. Sun, B. Poole, D. Krishnan, C. Schmid, and P. Isola, "What makes for good views for contrastive learning?" in *Advances in Neural Information Processing Systems*, H. Larochelle, M. Ranzato, R. Hadsell, M. Balcan, and H. Lin, Eds., vol. 33. Curran Associates, Inc., 2020, pp. 6827–6839. [Online]. Available: https://proceedings.neurips.cc/paper_files/paper/2020/file/4c2e5eae9152079b9e95845750bb9ab-Paper.pdf
- [53] I. Misra and L. van der Maaten, "Self-supervised learning of pretext-invariant representations," 2019.
- [54] M. Ye, X. Zhang, P. C. Yuen, and S.-F. Chang, "Unsupervised embedding learning via invariant and spreading instance feature," 2019.
- [55] R. D. Hjelm, A. Fedorov, S. Lavoie-Marchildon, K. Grewal, P. Bachman, A. Trischler, and Y. Bengio, "Learning deep representations by mutual information estimation and maximization," 2019.
- [56] P. Bachman, R. D. Hjelm, and W. Buchwalter, "Learning representations by maximizing mutual information across views," 2019.
- [57] O. J. Hénaff, A. Srinivas, J. D. Fauw, A. Razavi, C. Doersch, S. M. A. Eslami, and A. van den Oord, "Data-efficient image recognition with contrastive predictive coding," 2020.
- [58] T. Chen, S. Kornblith, K. Swersky, M. Norouzi, and G. Hinton, "Big self-supervised models are strong semi-supervised learners," 2020.
- [59] S. Chakraborty, A. R. Gosthipaty, and S. Paul, "G-simclr : Self-supervised contrastive learning with guided projection via pseudo labelling," 2020.
- [60] V. Kumar, G. C. Nandi, and R. Kala, "Static hand gesture recognition using stacked denoising sparse autoencoders," *2014 Seventh International Conference on Contemporary Computing (IC3)*, pp. 99–104, 2014. [Online]. Available: <https://api.semanticscholar.org/CorpusID:15138379>
- [61] H. Yang, X. Ding, J. Wang, and J. Li, "Simclr:simple contrastive learning for image classification," in *Proceedings of the 5th International Conference on Big Data Technologies*, ser. ICBDT 2022. ACM, Sep. 2022. [Online]. Available: <http://dx.doi.org/10.1145/3565291.3565335>
- [62] K.-H. Lee, A. Arnab, S. Guadarrama, J. Canny, and I. Fischer, "Compressive visual representations," 2021.
- [63] M. Bošnjak, P. H. Richemond, N. Tomasev, F. Strub, J. C. Walker, F. Hill, L. H. Buesing, R. Pascanu, C. Blundell, and J. Mitrovic, "Sempl: Predicting pseudo-labels for better contrastive representations," 2024.
- [64] X. Chen, H. Fan, R. Girshick, and K. He, "Improved baselines with momentum contrastive learning," 2020.
- [65] X. Chen, S. Xie, and K. He, "An empirical study of training self-supervised vision transformers," 2021.
- [66] Y. Kalantidis, M. B. Sariyildiz, N. Pion, P. Weinzaepfel, and D. Larlus, "Hard negative mixing for contrastive learning," 2020.
- [67] C. Zhang, K. Zhang, T. X. Pham, A. Niu, Z. Qiao, C. D. Yoo, and I. S. Kweon, "Dual temperature helps contrastive learning without many negative samples: Towards understanding and simplifying moco," 2022.
- [68] Z. Xie, Y. Lin, Z. Yao, Z. Zhang, Q. Dai, Y. Cao, and H. Hu, "Self-supervised learning with swin transformers," 2021.
- [69] Y. Tian, O. J. Henaff, and A. van den Oord, "Divide and contrast: Self-supervised learning from uncurated data," 2021.
- [70] T. Xiao, X. Wang, A. A. Efros, and T. Darrell, "What should not be contrastive in contrastive learning," 2021.
- [71] J. Zhu, R. M. Moraes, S. Karakulak, V. Sobol, A. Canziani, and Y. LeCun, "Tico: Transformation invariance and covariance contrast for self-supervised visual representation learning," 2022.
- [72] J. Zbontar, L. Jing, I. Misra, Y. LeCun, and S. Deny, "Barlow twins: Self-supervised learning via redundancy reduction," 2021.
- [73] M. Zheng, S. You, F. Wang, C. Qian, C. Zhang, X. Wang, and C. Xu, "Ressl: Relational self-supervised learning with weak augmentation," 2021.
- [74] A. Bardes, J. Ponce, and Y. LeCun, "Vicreg: Variance-invariance-covariance regularization for self-supervised learning," 2022.
- [75] T. Yerxa, Y. Kuang, E. Simoncelli, and S. Chung, "Learning efficient coding of natural images with maximum manifold capacity representations," 2023.
- [76] A. Shah, S. Sra, R. Chellappa, and A. Cherian, "Max-margin contrastive learning," 2021.
- [77] S. A. Koohpayegani, A. Tejankar, and H. Pirsiavash, "Mean shift for self-supervised learning," 2021.
- [78] I. G. Estepa, I. Sarasúa, B. Nagarajan, and P. Radeva, "All4one: Symbiotic neighbour contrastive learning via self-attention and redundancy reduction," 2023.

- [79] M. Azabou, M. G. Azar, R. Liu, C.-H. Lin, E. C. Johnson, K. Bhaskaran-Nair, M. Dabagia, B. Avila-Pires, L. Kitchell, K. B. Hengen, W. Gray-Roncal, M. Valko, and E. L. Dyer, "Mine your own view: Self-supervised learning through across-sample prediction," 2021.
- [80] P. Zhou, Y. Zhou, C. Si, W. Yu, T. K. Ng, and S. Yan, "Mugs: A multi-granular self-supervised learning framework," 2022.
- [81] W. Falcon and K. Cho, "A framework for contrastive self-supervised learning and designing a new approach," 2020.
- [82] W. Falcon and The PyTorch Lightning team, "PyTorch Lightning," Mar. 2019. [Online]. Available: <https://github.com/Lightning-AI/lightning>
- [83] N. Tomasev, I. Bica, B. McWilliams, L. Buesing, R. Pascanu, C. Blundell, and J. Mitrovic, "Pushing the limits of self-supervised resnets: Can we outperform supervised learning without labels on imagenet?" 2022.
- [84] X. Wang and G.-J. Qi, "Contrastive learning with stronger augmentations," 2022.
- [85] C. Tao, H. Wang, X. Zhu, J. Dong, S. Song, G. Huang, and J. Dai, "Exploring the equivalence of siamese self-supervised learning via a unified gradient framework," 2022.
- [86] X. Chen and K. He, "Exploring simple siamese representation learning," 2020.
- [87] Q. Hu, X. Wang, W. Hu, and G.-J. Qi, "Adco: Adversarial contrast for efficient learning of unsupervised representations from self-trained negative adversaries," in *Proceedings of the IEEE/CVF Conference on Computer Vision and Pattern Recognition*, 2021, pp. 1074–1083.
- [88] X. Wang, Y. Huang, D. Zeng, and G.-J. Qi, "Caco: Both positive and negative samples are directly learnable via cooperative-adversarial contrastive learning," *IEEE Transactions on Pattern Analysis and Machine Intelligence*, 2023.
- [89] M. Caron, H. Touvron, I. Misra, H. Jégou, J. Mairal, P. Bojanowski, and A. Joulin, "Emerging properties in self-supervised vision transformers," 2021.
- [90] S. Gidaris, A. Bursuc, G. Puy, N. Komodakis, M. Cord, and P. Pérez, "Learning representations by predicting bags of visual words," in *CVPR*, 2021.
- [91] M. Oquab, T. Darcet, T. Moutakanni, H. V. Vo, M. Szafraniec, V. Khalidov, P. Fernandez, D. Haziza, F. Massa, A. El-Nouby, R. Howes, P.-Y. Huang, H. Xu, V. Sharma, S.-W. Li, W. Galuba, M. Rabbat, M. Assran, N. Ballas, G. Synnaeve, I. Misra, H. Jégou, J. Mairal, P. Labatut, A. Joulin, and P. Bojanowski, "Dinov2: Learning robust visual features without supervision," 2023.
- [92] J. Zhou, C. Wei, H. Wang, W. Shen, C. Xie, A. Yuille, and T. Kong, "ibot: Image bert pre-training with online tokenizer," 2022.
- [93] A. Sablayrolles, M. Douze, C. Schmid, and H. Jégou, "Spreading vectors for similarity search," 2019.
- [94] D. Pototzky, A. Sultan, and L. Schmidt-Thieme, *FastSiam: Resource-Efficient Self-supervised Learning on a Single GPU*. Springer International Publishing, 2022, p. 53–67. [Online]. Available: http://dx.doi.org/10.1007/978-3-031-16788-1_4
- [95] G. Hinton, O. Vinyals, and J. Dean, "Distilling the knowledge in a neural network," 2015.
- [96] Z. Fang, J. Wang, L. Wang, L. Zhang, Y. Yang, and Z. Liu, "Seed: Self-supervised distillation for visual representation," 2021.
- [97] Y. Gao, J.-X. Zhuang, S. Lin, H. Cheng, X. Sun, K. Li, and C. Shen, "Disco: Remedy self-supervised learning on lightweight models with distilled contrastive learning," 2022.
- [98] H. Xu, J. Fang, X. Zhang, L. Xie, X. Wang, W. Dai, H. Xiong, and Q. Tian, "Bag of instances aggregation boosts self-supervised distillation," 2022.
- [99] H. Hotelling, *Relations Between Two Sets of Variates*. New York, NY: Springer New York, 1992, pp. 162–190. [Online]. Available: https://doi.org/10.1007/978-1-4612-4380-9_14
- [100] A. Ermolov, A. Siarohin, E. Sangineto, and N. Sebe, "Whitening for self-supervised representation learning," 2021.
- [101] W. G. C. Bandara, C. M. D. Melo, and V. M. Patel, "Guarding barlow twins against overfitting with mixed samples," 2023.
- [102] F. Wang, T. Kong, R. Zhang, H. Liu, and H. Li, "Self-supervised learning by estimating twin class distributions," 2021.
- [103] Y. Kalantidis, C. Lassance, J. Almazan, and D. Larlus, "Tldr: Twin learning for dimensionality reduction," 2022.
- [104] S. Zhang, L. Qiu, F. Zhu, J. Yan, H. Zhang, R. Zhao, H. Li, and X. Yang, "Align representations with base: A new approach to self-supervised learning," in *The IEEE / CVF Computer Vision and Pattern Recognition Conference*, 2022.
- [105] G. Strang, *Linear algebra and its applications*. Belmont, CA: Thomson, Brooks/Cole, 2006. [Online]. Available: <http://www.amazon.com/Linear-Algebra-Its-Applications-Edition/dp/0030105676>
- [106] G. Wang, K. Wang, G. Wang, P. H. S. Torr, and L. Lin, "Solving inefficiency of self-supervised representation learning," 2021.
- [107] A. Bardes, J. Ponce, and Y. LeCun, "Vicregl: Self-supervised learning of local visual features," 2022.
- [108] M. Caron, P. Bojanowski, A. Joulin, and M. Douze, "Deep clustering for unsupervised learning of visual features," 2019.
- [109] M. Caron, P. Bojanowski, J. Mairal, and A. Joulin, "Unsupervised pre-training of image features on non-curated data," 2019.
- [110] C. Zhuang, A. L. Zhai, and D. Yamins, "Local aggregation for unsupervised learning of visual embeddings," 2019.
- [111] A. Y.M., R. C., and V. A., "Self-labelling via simultaneous clustering and representation learning," in *International Conference on Learning Representations*, 2020. [Online]. Available: <https://openreview.net/forum?id=Hyx-jyBFPr>
- [112] M. Cuturi, "Sinkhorn distances: Lightspeed computation of optimal transport," in *Advances in Neural Information Processing Systems*, C. Burges, L. Bottou, M. Welling, Z. Ghahramani, and K. Weinberger, Eds., vol. 26. Curran Associates, Inc., 2013. [Online]. Available: https://proceedings.neurips.cc/paper_files/paper/2013/file/af21d0c97db2e27e13572cbf59eb343d-Paper.pdf
- [113] X. Zhan, J. Xie, Z. Liu, Y. S. Ong, and C. C. Loy, "Online deep clustering for unsupervised representation learning," 2020.
- [114] B. Pang, Y. Zhang, Y. Li, J. Cai, and C. Lu, "Unsupervised visual representation learning by synchronous momentum grouping," 2022.
- [115] Q. Qian, Y. Xu, J. Hu, H. Li, and R. Jin, "Unsupervised visual representation learning by online constrained k-means," 2022.
- [116] W. V. Gansbeke, S. Vandenhende, S. Georgoulis, M. Proesmans, and L. V. Gool, "Scan: Learning to classify images without labels," 2020.
- [117] E. Amrani, L. Karlinsky, and A. Bronstein, "Self-supervised classification network," 2022.
- [118] S. Ren, K. He, R. Girshick, and J. Sun, "Faster r-cnn: Towards real-time object detection with region proposal networks," 2016.
- [119] X. Wang, R. Zhang, C. Shen, T. Kong, and L. Li, "Dense contrastive learning for self-supervised visual pre-training," 2021.
- [120] O. J. Hénaff, S. Koppula, J.-B. Alayrac, A. van den Oord, O. Vinyals, and J. Carreira, "Efficient visual pretraining with contrastive detection," 2021.
- [121] T. Xiao, C. J. Reed, X. Wang, K. Keutzer, and T. Darrell, "Region similarity representation learning," 2021.
- [122] T.-Y. Lin, P. Dollár, R. Girshick, K. He, B. Hariharan, and S. Belongie, "Feature pyramid networks for object detection," 2017.

- [123] C. Yang, Z. Wu, B. Zhou, and S. Lin, "Instance localization for self-supervised detection pretraining," 2021.
- [124] R. Girshick, "Fast r-cnn," 2015.
- [125] K. Buettner and A. Kovashka, "Contrastive view design strategies to enhance robustness to domain shifts in downstream object detection," 2022.
- [126] F. Wang, H. Wang, C. Wei, A. Yuille, and W. Shen, "Cp2: Copy-paste contrastive pretraining for semantic segmentation," 2022.
- [127] J. Long, E. Shelhamer, and T. Darrell, "Fully convolutional networks for semantic segmentation," 2015.
- [128] L.-C. Chen, G. Papandreou, I. Kokkinos, K. Murphy, and A. L. Yuille, "Deeplab: Semantic image segmentation with deep convolutional nets, atrous convolution, and fully connected crfs," 2017.
- [129] L.-C. Chen, G. Papandreou, F. Schroff, and H. Adam, "Rethinking atrous convolution for semantic image segmentation," 2017.
- [130] P. O. Pinheiro, A. Almahairi, R. Y. Benmalek, F. Golemo, and A. Courville, "Unsupervised learning of dense visual representations," 2020.
- [131] Z. Xie, Y. Lin, Z. Zhang, Y. Cao, S. Lin, and H. Hu, "Propagate yourself: Exploring pixel-level consistency for unsupervised visual representation learning," 2021.
- [132] Z. Li, Y. Zhu, F. Yang, W. Li, C. Zhao, Y. Chen, Z. Chen, J. Xie, L. Wu, R. Zhao, M. Tang, and J. Wang, "Univip: A unified framework for self-supervised visual pre-training," 2022.
- [133] S. Kornblith, J. Shlens, and Q. V. Le, "Do better imagenet models transfer better?" 2019.
- [134] Z. Liu, Y. Lin, Y. Cao, H. Hu, Y. Wei, Z. Zhang, S. Lin, and B. Guo, "Swin transformer: Hierarchical vision transformer using shifted windows," 2021.
- [135] X. Zhai, J. Puigcerver, A. Kolesnikov, P. Ruysen, C. Riquelme, M. Lucic, J. Djolonga, A. S. Pinto, M. Neumann, A. Dosovitskiy, L. Beyer, O. Bachem, M. Tschannen, M. Michalski, O. Bousquet, S. Gelly, and N. Houlsby, "A large-scale study of representation learning with the visual task adaptation benchmark," 2020.