

A progressive data-augmented RANS model for enhanced wind-farm simulations

Ali Amarloo¹, Navid Zehtabiyani-Rezaie¹, Mahdi Abkar*

Department of Mechanical and Production Engineering, Aarhus University, 8200 Aarhus N, Denmark

Abstract

The development of advanced simulation tools is essential, both presently and in the future, for improving wind-energy design strategies, paving the way for a complete transition to sustainable solutions. The Reynolds-averaged Navier-Stokes (RANS) models are pivotal in enhancing our comprehension of the complex flow within and around wind farms and, hence, improving their capacity to accurately model turbulence within this context is a vital research goal. The enhancement is essential for a precise prediction of wake recovery and for capturing intricate flow phenomena such as secondary flows of Prandtl's second kind behind the turbines. To reach these objectives, here, we propose a progressive data-augmentation approach. We first incorporate the turbine-induced forces in the turbulent kinetic energy equation of the widely used $k - \omega$ SST model. Afterward, we utilize data from large-eddy simulations to progressively enhance the Reynolds-stress prediction of this baseline model, accurately capturing the evolution of eddy viscosity in the wake, as well as the emergence of secondary flows. We then apply the optimized model to two unseen cases with distinct layouts and conduct a comparative analysis focusing on the obtained quantities such as normalized streamwise velocity deficit, turbulence intensity, and power output. We also examine the success rate of the augmented model in predicting the secondary flows in the wake region. Our comparisons and validations demonstrate the superior performance of the progressive data-augmented model over the standard version in all cases considered in this study.

Keywords: Wind-farm modeling, Turbine wakes, Power losses, Turbulence modeling, Reynolds-averaged simulation

1. Introduction

The fluid mechanics of wind farms exhibit a significant degree of complexity associated with the high-dimensional nature of turbulence and the multi-scale interactions between the farm and the atmospheric boundary layer (ABL). Wakes – the highly turbulent flow regions with reduced velocity forming behind turbines – affect the lifetime and power production of the turbines operating downstream. Despite the turbulent-mixing mechanism diminishing wake effects over distance, the dense placement of turbines prevents full recovery of the flow features (see the review of Refs. [1–4] and references therein). With the rising trends in wind energy, particularly the increase in power density of wind farms, the aforementioned challenge is set to become more pronounced. Given these considerations, acquiring in-depth knowledge and understanding of the wind-turbine and wind-farm wakes are key to advancing wind-energy deployment and facilitating society's full transition to green solutions [5–7].

The computational fluid dynamics (CFD) approach, via large-eddy simulation (LES) and Reynolds-averaged Navier-Stokes (RANS) models, has proven to be an invaluable tool for deepening our understanding of wind-farm-ABL interplay and, thus, facilitating a detailed exploration of the physics of flow inside and around wind farms (e.g., see reviews by Mehta *et al.* [8] and Sanderse *et al.* [9]). While LES offers a high level of physical accuracy and aligns well with experimental and field data (see, e.g., Refs. [10–14], among others), its computational demands make it better suited for addressing problems in fundamental research. In contrast, the RANS approach, being computationally

*Corresponding author

Email address: abkar@mpe.au.dk (Mahdi Abkar)

¹A. Amarloo and N. Zehtabiyani-Rezaie contributed equally to this study.

more affordable, serves as the mainstream CFD tool in wind-energy applications, particularly in the industrial sector [15, 16].

The proficiency of RANS models in representing the intricate characteristics of wake flow hinges upon their turbulence-modeling accuracy, directly tied to their ability to predict the Reynolds-stress tensor (RST). Despite the popularity of RANS, it is well-established in the community that the common empirical models (e.g., linear eddy-viscosity models like $k - \varepsilon$ and $k - \omega$ families) face critical challenges in the accurate prediction of eddy viscosity in turbine wakes which hampers their capabilities in delivering key quantities such as wake recovery and the output power of turbines [17, 18]. Motivated by this, empowering commonly used empirical models to accurately represent the eddy viscosity is a research objective pursued vigorously across numerous studies (see, e.g., Refs. [19–25], among others). In addition to this, in our latest work [26], we highlighted that inaccurate prediction of eddy viscosity is not the only shortcoming of widely used RANS models, but it is also essential to enhance their capabilities to mimic the turbulence anisotropy. We showed the existence of secondary flows of Prandtl’s second kind [27] within turbine wakes using LES data. We attributed the upward-shifting trend in the wake center, evidenced by previous experimental and LES-based numerical observations [28–31], to the generation of secondary flows behind turbines. Our analysis revealed the critical role of spatial gradients of RST, particularly under the influence of ground effects, and tightly linked to the model’s ability to predict turbulence anisotropy, in driving such flows. We demonstrated that linear-eddy viscosity models struggle to capture these complex flow features within wakes.

While the limitations of RANS simulations in capturing the complexities of wind-farm flow physics remain an open challenge, encouragingly, the realm of wind energy is witnessing an increasing availability of data, rendering it a fertile ground for the application of data-driven and data-augmenting approaches for the development of next-generation models [32–34]. Combining these endeavors with a progressive strategy has been demonstrated to establish models with high levels of accuracy, efficiency, and robustness [35, 36]. A progressive approach involves refining conventional models that exhibit sufficient efficacy in addressing standard problems by incorporating novel physical corrections to accurately represent intricate flow scenarios without compromising their initial performance in simpler contexts [37]. Motivated by these advancements, here, we introduce a progressive data-augmented (PDA) RANS model tailored for the wake-flow simulation of wind farms. Our work aims to achieve two primary objectives: 1) improving the capabilities of a RANS model in predicting eddy viscosity and wake recovery behind the turbines, and 2) enabling it to capture turbulence anisotropy and mimic the formation of secondary flows of Prandtl’s second kind in the wake region. To this end, firstly, we incorporate the impact of turbine-induced forces in the turbulent kinetic energy (TKE) equation of the popular $k - \omega$ SST [38] model, as proposed in Ref. [25]. Building upon this baseline model, we leverage LES data and progressively refine the ω -transport equation to better handle eddy-viscosity predictions [35], and introduce a non-linear term into its RST to mirror the emergence of secondary flows [26]. This study encompasses the examination of three distinct wind-farm cases, with one serving as the basis for optimization and the remaining unseen cases utilized for model validation. We adopt the grid-search optimization technique to systematically explore a wide parameter space encompassing two key variables associated with the corrective terms. The performance of the new model is rigorously evaluated against LES data, serving as a benchmark for assessing its accuracy and robustness.

The rest of this paper is structured as follows: Section 2 introduces the methodology of the study, and in Section 3, we discuss the results obtained from the baseline model and its PDA version. Finally, the key conclusions drawn from this study are summarized in Section 4.

2. Methodology

In this section, firstly, we introduce the baseline RANS model comprised of the $k - \omega$ SST [38] with an extra term in its TKE equation accounting for the influence of turbine-induced forces [25]. Afterward, the methodology adopted for progressive data augmentation of the baseline model is detailed. Subsequently, numerical setups of training and testing cases are introduced, followed by information on LESs.

2.1. Progressive data-augmented RANS framework

By using the Reynolds decomposition of velocity and pressure, the RANS equations for an incompressible steady flow can be written as

$$\partial_i \bar{u}_i = 0, \tag{1}$$

$$\bar{u}_j \partial_j \bar{u}_i = -\frac{1}{\rho} \partial_i \bar{p} + \partial_j (2\nu S_{ij} - R_{ij}) + f_i, \quad (2)$$

where $i, j = 1, 2, 3$ indicate the streamwise (x), spanwise (y), and vertical (z) directions, respectively. \bar{u}_i are the mean velocity components, \bar{p} is the mean pressure, $S_{ij} = \frac{1}{2}(\partial_i \bar{u}_j + \partial_j \bar{u}_i)$ is the mean strain-rate tensor, and R_{ij} is the RST [39]. Here, f_i is turbine-induced forces determined by the actuator-disk model and defined as

$$f_i = -\frac{1}{2} C'_T A_{\text{cell}} (\bar{u}_{D,i} n_i)^2 \frac{\gamma_{j,k}}{V_{\text{cell}}}, \quad (3)$$

where $\bar{u}_{D,i}$ is the disk-averaged velocity, and $C'_T = 4a/(1-a)$ denotes the disk-based thrust coefficient, in which a represents the turbine's induction factor. Here, n_i is the unit vector perpendicular to the disk, and $\gamma_{j,k}$ denotes the overlap fraction between the rotor and the cell at a grid point (j, k). A_{cell} and V_{cell} are the frontal surface and volume of the computational mesh within the rotor placement, respectively [40].

We use the commonly used $k - \omega$ SST [38] equipped with the effect of turbine-induced forces in its TKE equation [25] as the baseline RANS model for the prediction of RST as

$$R_{ij}^{\text{BL}} = -2\nu_T S_{ij} + \frac{2}{3} k \delta_{ij}, \quad (4)$$

$$\nu_t = \frac{a_1 k}{\max(a_1 \omega, F_2 S)}, \quad (5)$$

where k is the TKE, and ω is the specific dissipation rate. In the baseline model, these quantities are calculated by two transport equations as

$$\partial_j (\bar{u}_j k) = P_k - \beta^* \omega k + \partial_j [(v + \sigma_k \nu_t) \partial_j k] + S_k, \quad (6)$$

$$\partial_j (\bar{u}_j \omega) = \frac{\gamma}{\nu_t} P_k - \beta \omega^2 + \partial_j [(v + \sigma_\omega \nu_t) \partial_j \omega] + CD_{k\omega}, \quad (7)$$

where $P_k = \partial_i \bar{u}_j (2\nu_t S_{ij})$ is the production of TKE by the RST. Compared to the standard version (for more details, see, e.g., Ref. [41]), we introduce an extra term, denoted as S_k , that corresponds to the impact of turbine-induced forces on the production of TKE and is calculated as

$$S_k \approx -\frac{1}{2} C'_T A_{\text{cell}} \left[\frac{4}{3} k_D \bar{u}_{D,x} + \left(\frac{2}{3} k_D \right)^{3/2} \right] \frac{\gamma_{j,k}}{V_{\text{cell}}}, \quad (8)$$

where k_D is the disk-averaged TKE. The interested reader is referred to Ref. [25] for further details on this modification of the TKE equation.

Building upon our prior study [26] and the progressive augmentation of RANS models in Refs. [35, 36], a correction term is considered in Eq. (4) for capturing the Prandtl's secondary flows of the second kind as

$$R_{ij} = -2\nu_T \left[S_{ij} - C_{\text{SF}} \frac{(S_{ik} \Omega_{kj} - \Omega_{ik} S_{kj})}{\omega} \right] + \frac{2}{3} k \delta_{ij}, \quad (9)$$

where $\Omega_{ij} = \frac{1}{2}(\partial_i \bar{u}_j - \partial_j \bar{u}_i)$ is the mean rotation-rate tensor, and C_{SF} is the secondary-flow coefficient which will be optimized in this study.

Inspired by the progressive augmentation of $k - \omega$ SST in Ref. [35], we also consider a correction term for the production source of ω -transport equation which will augment the RANS model to deliver more accurate eddy viscosity in the near- and far-wake regions. Thus, Eq. (7) is modified as

$$\partial_j (\bar{u}_j \omega) = \frac{\gamma}{\nu_t} P_k (1 + C_{P\omega} \mathcal{X}) - \beta \omega^2 + \partial_j [(v + \sigma_\omega \nu_t) \partial_j \omega] + CD_{k\omega}, \quad (10a)$$

$$\mathcal{X} = 1 - \nu_t \frac{\omega}{k}, \quad (10b)$$

where $C_{P\omega}$ is the strength of the correction for the production term in the ω -transport equation which will be optimized in this study. Here, \mathcal{X} is a linear activation function based on shear stress transport (SST) reflection inside the $k - \omega$ SST model. The reader is referred to Ref. [35] for further details on this modification. Hereafter, we will refer to our proposed model as $k - \omega$ SST - PDA.

2.2. Description and simulation setup of wind-farm cases

In this study, we consider three different wind-farm layouts (Cases A, B, and C) where we use Case A for the training (i.e., the optimization of C_{SF} and $C_{P\omega}$ values in $k - \omega$ SST - PDA), and Cases B and C are considered for the validation of the optimized model. Figure 1 shows the layout of cases with 6 rows of turbines. In all cases, the first turbine row is located at the distance of $5D$ from the inlet, where $D = 80$ m is the rotor diameter. The streamwise spacing is $7D$ for Cases A and C while being $5D$ for Case B. In Case C, the even turbine rows are shifted in the spanwise direction by $1D$. The turbines in all cases operate with an induction factor of $a = 0.25$. The inflow condition has a velocity of 8 m/s and turbulence intensity of 5.8% at the hub height of $z_{\text{hub}} = 70$ m.

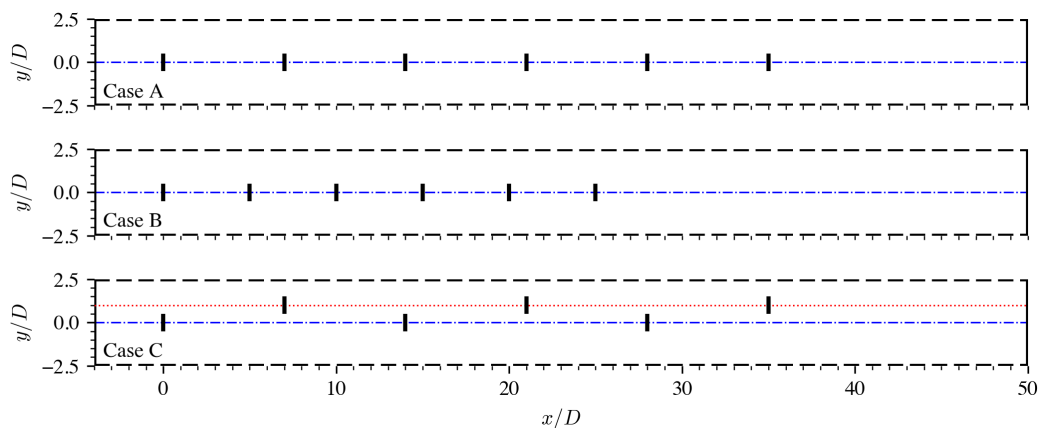


Figure 1: Schematics of three wind-farm layouts considered in this study. The turbines' positions are indicated by black rectangles, while dashed lines denote the cyclic boundaries.

For the RANS simulations, we use the `simpleFoam` solver within the open-source OpenFOAM-v2312 package [42]. We implement the new turbulence model to solve the governing equations introduced earlier, enabling us to simulate turbine wakes and power output under a neutrally stratified ABL. The computational domain has dimensions of $4400 \text{ m} \times 400 \text{ m} \times 355 \text{ m}$ in streamwise, spanwise, and vertical directions, respectively. The resolution of $234 \times 40 \times 58$ is adequate according to the grid-convergence study [18, 26]. The top boundary has symmetry boundary conditions, cyclic conditions are used for side boundaries, and a rough-wall boundary condition with wall models is used for the bottom wall. The RANS inflow is aligned with that of LES, and more details on the procedure can be found in Ref. [26].

The high-fidelity data of these cases is needed in both the training and testing phases. For this purpose, we use an in-house pseudo-spectral finite-difference code for the LES of the three cases. This LES framework has been frequently used and validated (see, e.g., Refs. [12, 30, 43, 44]), and for the sake of brevity, we skip further details on the LES numerical setup. Interested readers may refer to Ref. [18] for more information.

3. Results and discussion

In this section, initially, we present the simulation-driven optimization process conducted to derive the optimal corrective coefficients within the core of the $k - \omega$ SST - PDA model (i.e., C_{SF} and $C_{P\omega}$). We first apply the model to Case A to evaluate its performance in the training case. Afterward, the performance of the novel progressive model is validated against LES when applied to unseen wind-farm cases.

3.1. Simulation-driven optimization

As given in Eq. (9) and (10a), there are two coefficients including C_{SF} and $C_{P\omega}$ which are yet to be determined to construct $k - \omega$ SST - PDA. For this purpose, we systematically search (via a grid-search optimization) in a range of

coefficients between 0 and 2 and evaluate the performance of $k - \omega$ SST - PDA on Case A. To quantify the success rate, we define a volumetric-averaged error as

$$e_\phi = \frac{\int \int \int |\bar{\phi} - \bar{\phi}^{\text{LES}}| \, dx dy dz}{\int \int \int |\bar{\phi}^{\text{LES}}| \, dx dy dz} \times 100, \quad (11)$$

where ϕ is a field quantity of interest and, in this study, we consider features like velocity components and turbulence intensity. The integration is performed in a finite box around the column of turbines where an accurate prediction of quantities of interest is essential. We also calculate the error in the prediction of power output via

$$e_P = \frac{\sum |P_i - P_i^{\text{LES}}|}{\sum P_i^{\text{LES}}} \times 100, \quad (12)$$

where P_i indicates the power output corresponding to the i th turbine row.

Figure 2 presents the performance of $k - \omega$ SST - PDA as a function of different values of C_{SF} and $C_{P\omega}$. Figures 2(a-c) show the volumetric-averaged errors on velocity components including $\Delta \bar{u}_x = (\bar{u}_{x,\text{in}} - \bar{u}_x)$, \bar{u}_y , \bar{u}_z , respectively, with $\bar{u}_{x,\text{in}}$ being the inflow velocity. Figure 2(a) indicates that incorporating $C_{P\omega}$ into the ω -transport equation significantly influences the prediction of the streamwise velocity (tightly linked to the model's success in eddy-viscosity predictions) while the impact of C_{SF} is minimal. On the other hand, Figures 2(b) and (c) show that integrating the nonlinear term into RST will augment the baseline model with the prediction of secondary flows; hence, a noteworthy reduction of error in the prediction of \bar{u}_y and \bar{u}_z can be achieved by selecting an appropriate value for C_{SF} . Figure 2(d) presents the volumetric-averaged error in the prediction of turbulence intensity ($I = \sqrt{2k/3}/\bar{u}_{\text{hub}}$, with \bar{u}_{hub} as the hub-height inflow velocity) which indicates that a better prediction of turbulence intensity is under the effect of $C_{P\omega}$ rather than C_{SF} . Similar behavior is seen for the error in the prediction of turbines' power output, as shown in Figure 2(e).

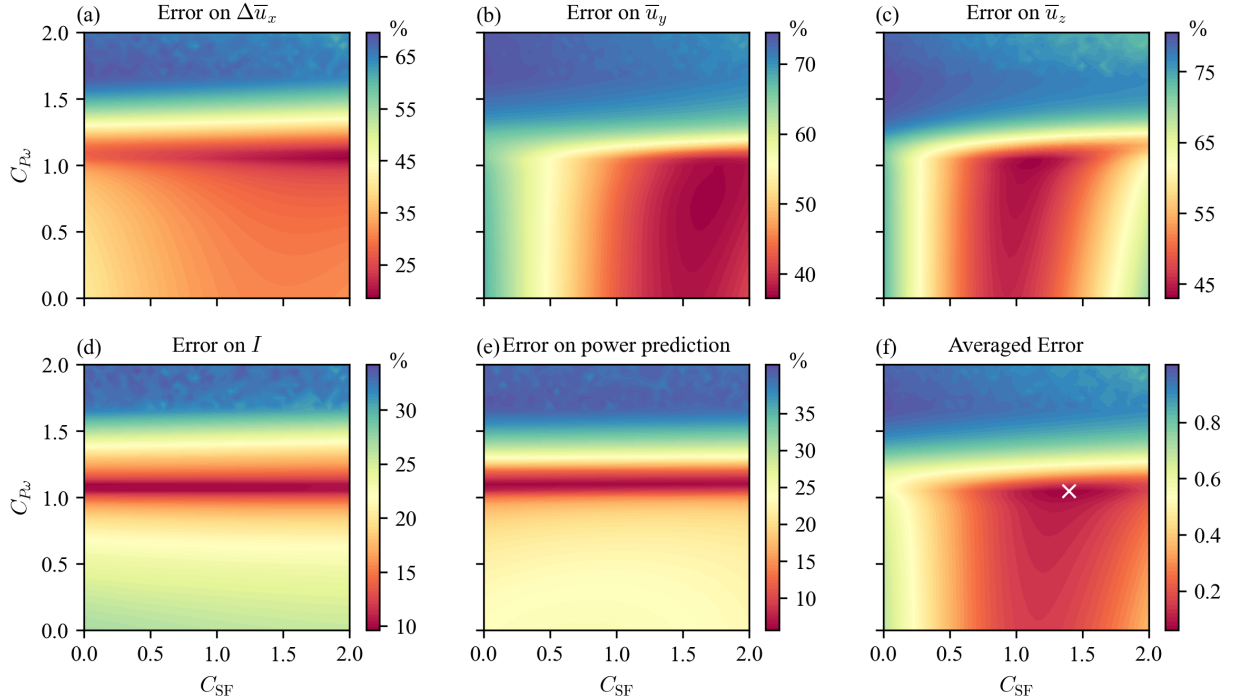


Figure 2: Volumetric-averaged error values on (a) streamwise velocity deficit, (b) spanwise velocity, (c) vertical velocity, and (d) turbulence intensity. (e) The error in prediction of power output. Contour (f) shows the overall averaged error on velocity prediction (defined in Eq. (13)). The white cross indicates the selected coefficients for the optimized model corresponding to the minimum value of the overall averaged error.

To determine the optimal combination of C_{SF} and $C_{P\omega}$ for achieving the most accurate reconstruction of all velocity components, we establish an overall averaged error by considering the errors associated with the velocity components as

$$e = \frac{1}{3} \sum_{n=1}^3 \frac{e_n - \min(e_n)}{\max(e_n) - \min(e_n)}, \quad (13)$$

where e_n is the volumetric-averaged error on $\Delta \bar{u}_x$, \bar{u}_y , and \bar{u}_z . Figure 2(f) shows the contour of the overall averaged error (e), where the point with minimum value (indicated with the white cross) is selected as the optimized model coefficients with $C_{SF} = 1.4$ and $C_{P\omega} = 1.05$.

For a better investigation of the performance of the $k - \omega$ SST - PDA with optimal coefficients, firstly, we apply it to the training case itself. Figure 3(a) shows the rotor-averaged streamwise velocity deficit, where rotor-averaging is conducted across the shared region of the x -normal planes and a hypothetical cylinder originating from the inlet, possessing the turbines' diameter and aligned along the hub height axis. The results show that $k - \omega$ SST overpredicts the velocity deficit, and this deficiency is addressed by the $k - \omega$ SST - PDA model. As highlighted in our recent study [26] and also verified in Figures 2(a), (d), and (e), capturing secondary flows does not significantly alter the wake recovery and, thus, this enhancement is mainly attributed to the correction applied to the transport equation of ω which is also verified with the findings in Figure 2.

Focusing on the output-power predictions, shown in Figure 3(b), while the baseline model successfully captures the normalized power of the second row, it consistently underestimates for the turbine rows 3 to 6, linked to under-prediction of wake recovery by this model deep inside the farm. The data augmentation successfully improves this shortcoming of the baseline model while maintaining its satisfactory performance on the second row as a consequence of our progressive approach.

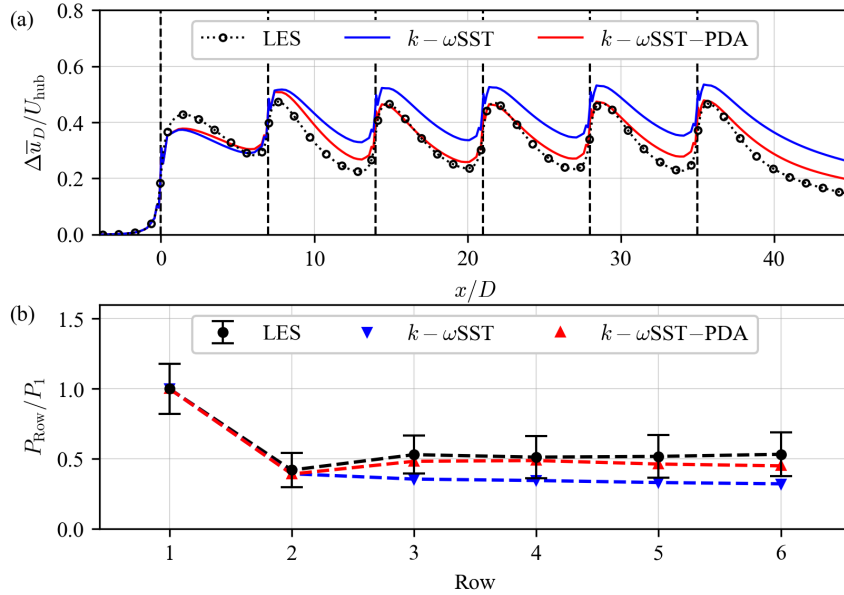


Figure 3: (a) Normalized rotor-averaged velocity deficit where the vertical dashed lines indicate the position of turbines, and (b) the normalized power for each turbine row, both given for Case A. The normalized power is calculated by dividing the output power of each row by that of the first row. The vertical bars in (b) indicate the standard deviations of LES results.

Figure 4 compares the in-plane motion and the normalized streamwise velocity deficit between LES, $k - \omega$ SST, and $k - \omega$ SST - PDA, at a distance of $5D$ downstream of turbines in Case A. The main observation in this comparison is that the incorporation of the non-linear term into the RST results in a successful reconstruction of the secondary flows by using the $k - \omega$ SST - PDA with $C_{SF} = 1.4$, especially from the third row onward. Capturing such flow structures enables a shift of wake center towards a behavior that closely resembles what is observed in LES (Figure 4(a)). Also,

comparing Figures 4(b) and (c) shows that the correction of the ω -transport equation with $C_{P\omega} = 1.05$ enhances the values predicted for the normalized velocity deficit, compensating for under-prediction of wake recovery inside the farm by the baseline model.

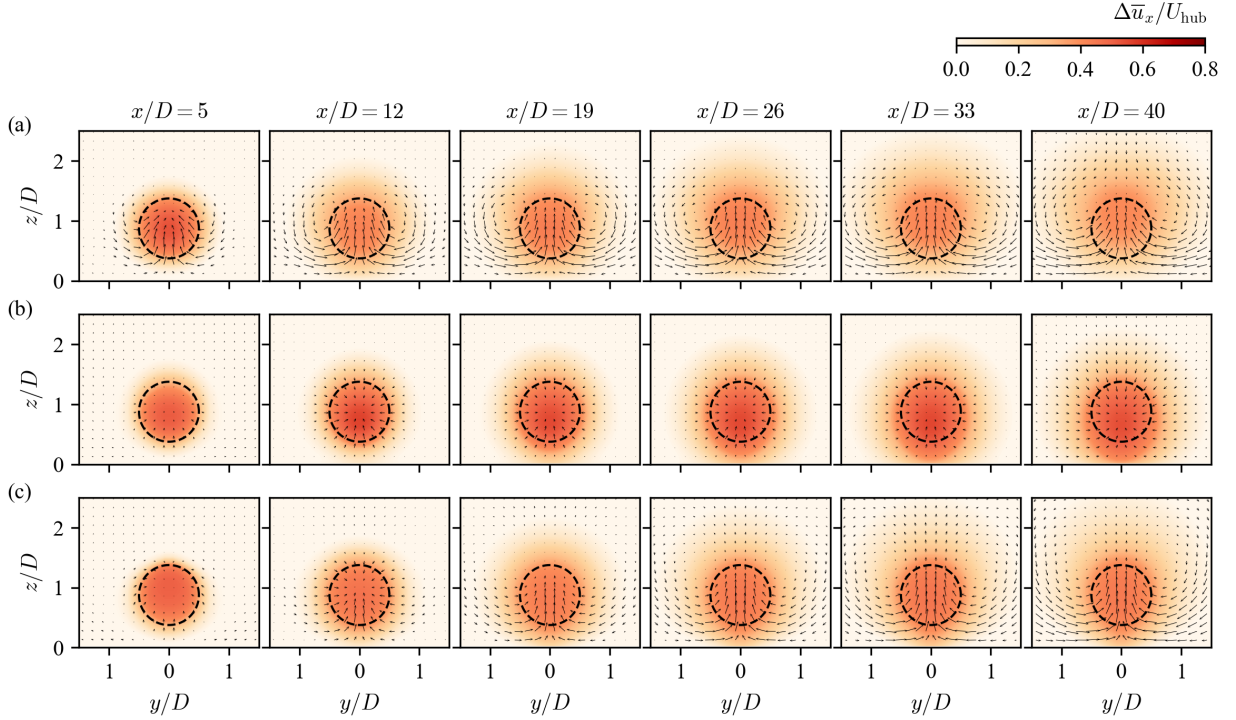


Figure 4: Contours of normalized streamwise velocity deficit and arrows of in-plane velocity, $5D$ after each turbine in Case A obtained from (a) LES, (b) $k - \omega$ SST, and (c) $k - \omega$ SST - PDA. Here, the black dashed circles indicate the rotor.

For better observation of the effect of the RST's non-linear term with $C_{SF} = 1.4$ on the prediction of the secondary flows, we investigate the normalized vertical velocity component in a xy -plane at hub height, as given in Figure 5. The LES result indicates the dominance of a downward flow on the sides and an upward flow in the core of the wake, which is a consequence of the existence of the secondary flows. While the $k - \omega$ SST - PDA model satisfactorily mimics a closer-to-LES behavior, especially after the third turbine row, such flow characteristics are not observed in predictions made by the baseline model. We can reasonably extend the findings in this figure to Cases B and C, and for conciseness, we omit the results for the normalized vertical velocity component in those cases.

Figure 6 shows the distribution of turbulence intensity in a xy -plane at hub height, obtained from LES, baseline model, and $k - \omega$ SST - PDA. While the baseline model can capture the double-peak structure of turbulence intensity behind the turbines, it underpredicts the magnitude of turbulence intensity resulting in a weak recovery of wake. This justifies the overpredicted velocity deficit obtained from this model as observed in Figure 3(a). On the contrary, using $k - \omega$ SST - PDA with $C_{SF} = 1.4$ and $C_{P\omega} = 1.05$ delivers a closer-to-LES magnitude of turbulence intensity.

So far, we can conclude that our approach yields multifaceted success; not only in capturing secondary flows and more accurately obtaining velocity deficit but also in accurately predicting the other important wake-flow feature, i.e., the turbulence intensity.

3.2. Validation on testing cases

To assess the $k - \omega$ SST - PDA model's accuracy and robustness in unseen scenarios, in this section, we apply it to Cases B and C. It should be mentioned that in these validation cases, the same optimized values of $C_{SF} = 1.4$ and $C_{P\omega} = 1.05$ are fed into the PDA model to measure the level of generalizability and robustness achieved by the progressive data-augmentation approach. It is worth reminding that in Case B, the distance between turbine rows is

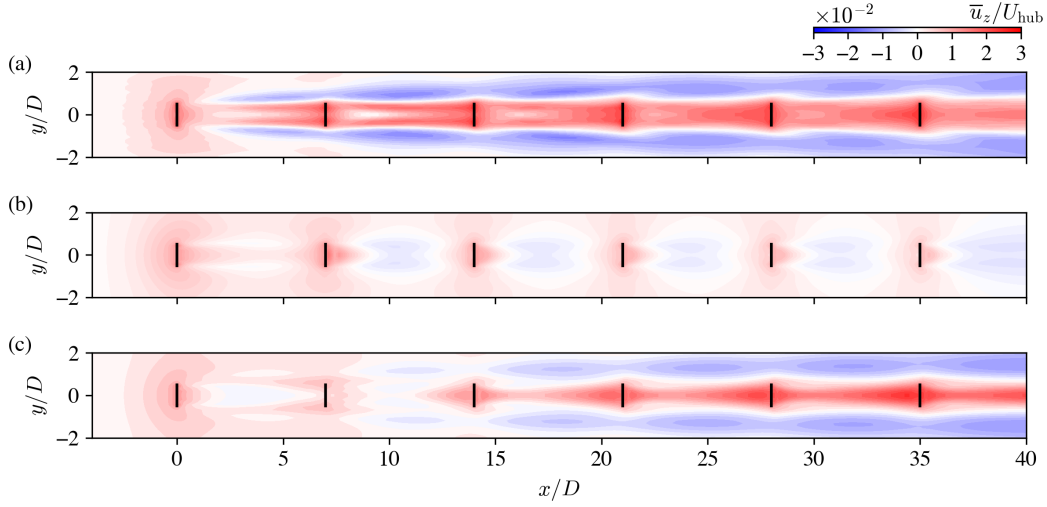


Figure 5: Contours of normalized vertical velocity at hub height in Case A obtained from (a) LES, (b) $k - \omega$ SST, and (c) $k - \omega$ SST - PDA.

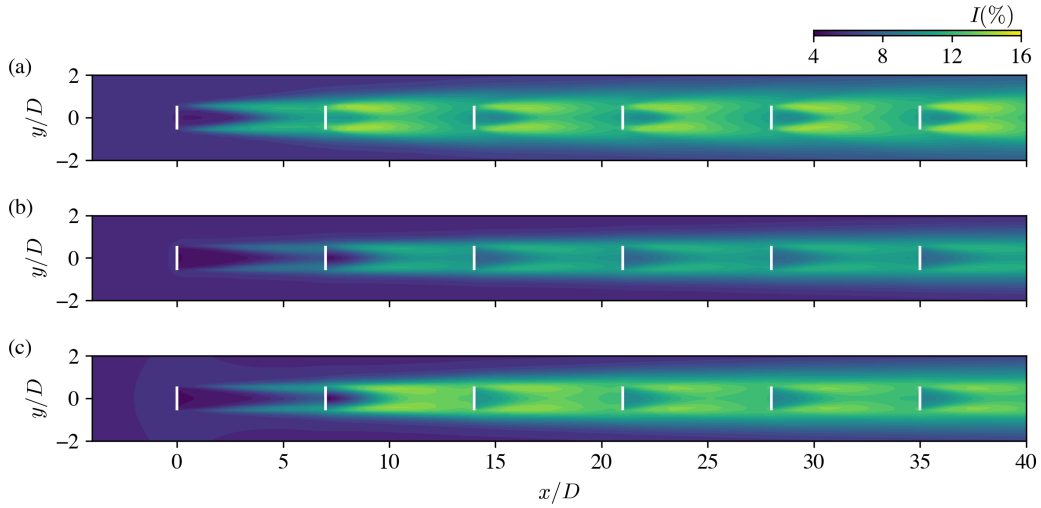


Figure 6: Contours of turbulence intensity at hub height in Case A obtained from (a) LES, (b) $k - \omega$ SST, and (c) $k - \omega$ SST - PDA.

reduced compared to Case A; thus, turbines experience a more intense wake effect. In Case C, the even turbine rows are shifted $1D$ in the spanwise direction causing the downstream turbines to experience partial wake.

Concentrating on the rotor-averaged streamwise velocity deficit in Case B (Figure 7(a)), one can observe an overestimation of velocity deficit, showing that here, similar to Case A, the baseline model suffers from the underestimation of wake recovery. Turning to the $k - \omega$ SST - PDA model, the corrected ω -transport equation improves the prediction of the velocity deficit, which leads to a satisfactory agreement in the prediction of power outputs, aligning well with the results obtained from LES (Figure 7(b)).

Figure 8 presents the normalized streamwise velocity deficit and in-plane motion vectors in yz -planes, at a location of $3D$ after each turbine row in Case B. The non-linear part of the RST incorporated in $k - \omega$ SST - PDA successfully generates the secondary flow in the wake, where the linear eddy-viscosity baseline model is unable to predict such structures. Aligned with capturing this physics, we see a consistent elevation of the wake center, similar to LES. In addition to this enhancement, the $k - \omega$ SST - PDA gives closer-to-LES values for the normalized streamwise velocity deficit, especially after the third row, thanks to the corrections made to the ω -transport equation.

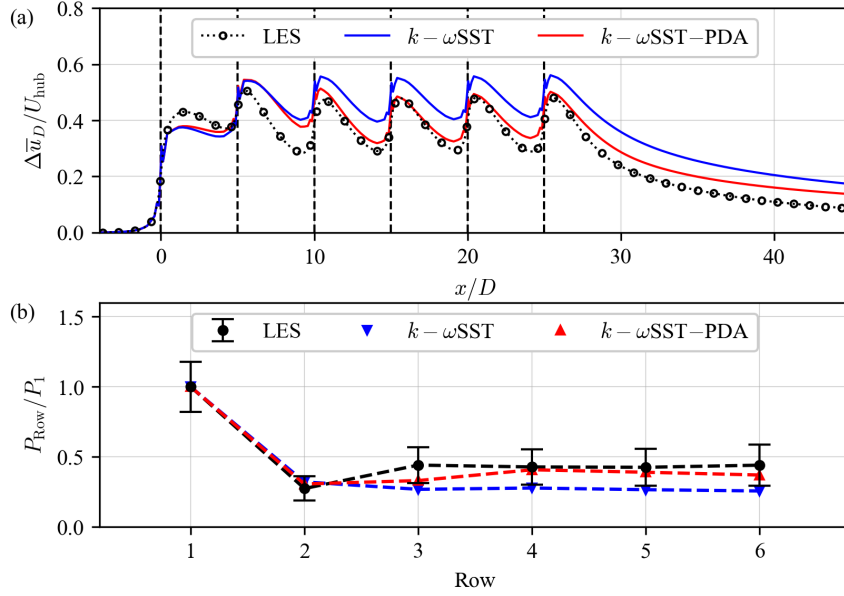


Figure 7: (a) Normalized rotor-averaged velocity deficit, and (b) the normalized power for each turbine row, both given for Case B.

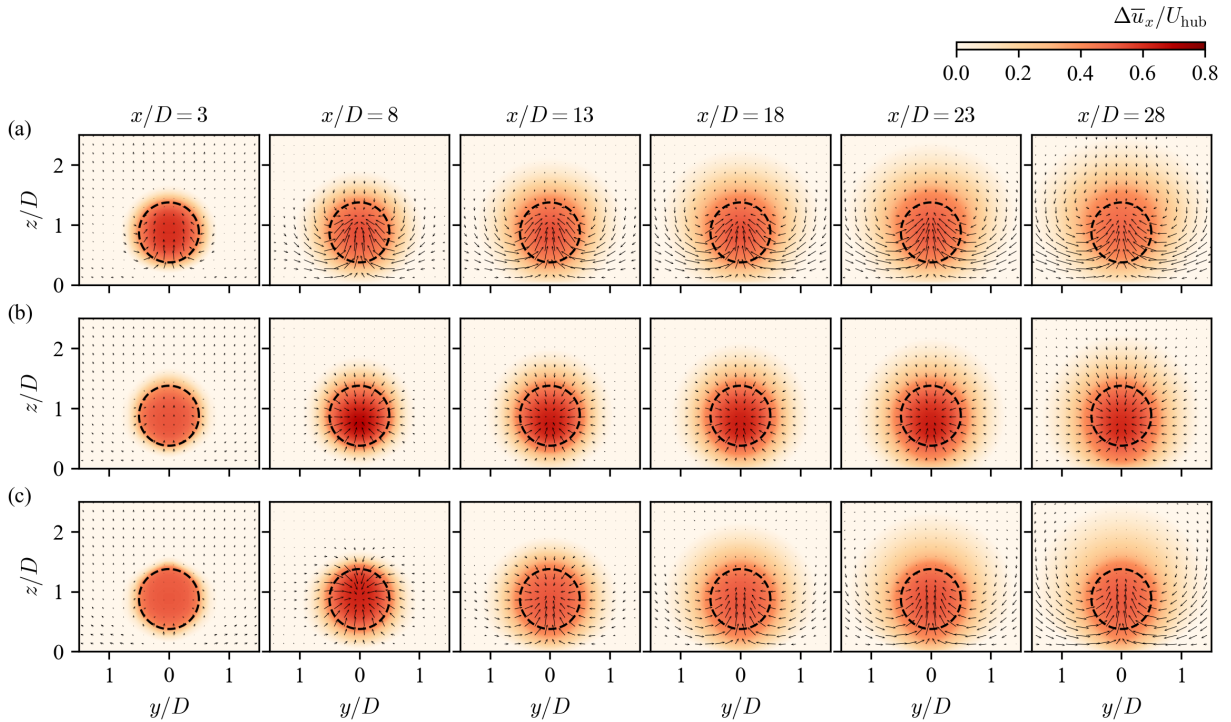


Figure 8: Contours of normalized streamwise velocity deficit and arrows of in-plane velocity, 3D after each turbine in Case B obtained from (a) LES, (b) $k-\omega$ SST, and (c) $k-\omega$ SST-PDA.

Figure 9 depicts the distribution of the turbulence intensity at the hub height obtained from LES, baseline model, and $k-\omega$ SST-PDA, when applied to Case B. As expected, we generally observe higher values compared to Case A

owing to the dense placement of turbines. Comparing Figure 9(a) and (c) shows the success of the PDA approach in terms of predicting both the double-peak structures and also the magnitude of turbulence intensity in the wake flow.

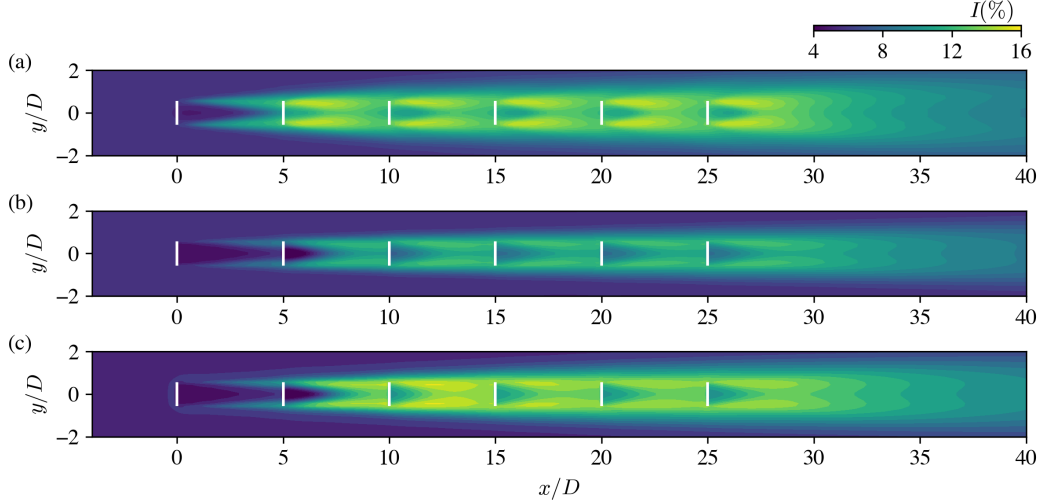


Figure 9: Contours of turbulence intensity at hub height in Case B obtained from (a) LES, (b) $k - \omega$ SST, and (c) $k - \omega$ SST - PDA.

For Case C, Figure 10(a) presents the velocity deficit, averaged across the rotor area of the odd turbine rows. For turbine row 3 onward, the baseline model is overpredicting the velocity deficit and, consequently, power production (given in Figure 10(b)) is underestimated compared to the LES results. On the contrary, $k - \omega$ SST - PDA successfully improves the prediction of the velocity deficit and power output towards those from LES.

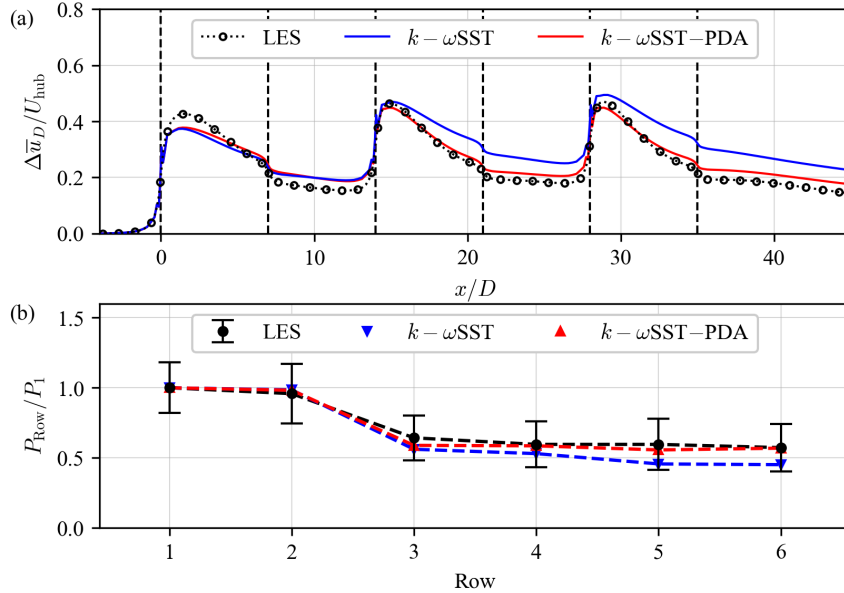


Figure 10: (a) Normalized velocity deficit, averaged across the rotor area of odd turbine rows, and (b) the normalized power for each turbine row, both given for Case C.

To evaluate the success of the PDA approach in predicting the emergence of secondary flows in Case C, we illustrate the in-plane motions and normalized streamwise velocity deficit, at a distance of $5D$ after each turbine row in Figure 11. Focusing on LES predictions, the secondary flow patterns are distorted toward the center of the wake

after each turbine, and $k - \omega\text{SST} - \text{PDA}$, in contrast to the baseline model, can successfully improve the prediction of such features similar to LES.

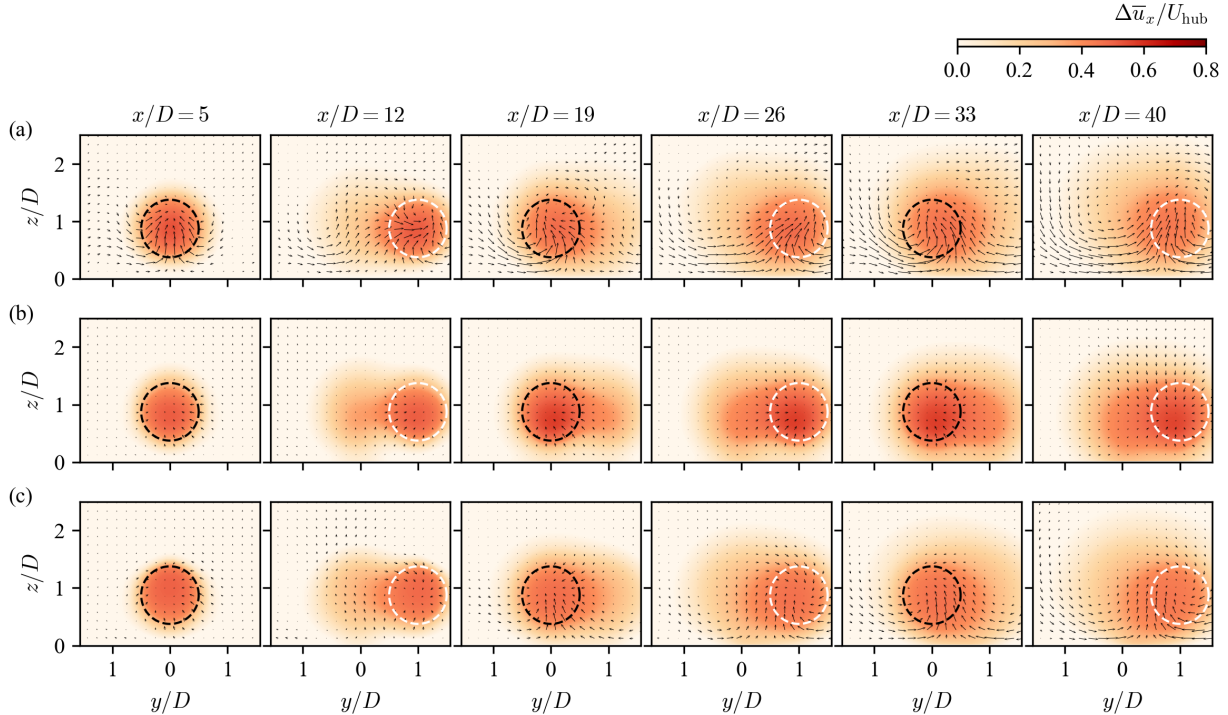


Figure 11: Contours of normalized streamwise velocity deficit and arrows of in-plane velocity, $5D$ after each turbine in Case C obtained from (a) LES, (b) $k - \omega\text{SST}$, and (c) $k - \omega\text{SST} - \text{PDA}$. Here, the black dashed circles indicate the rotors on odd rows whereas the white dashed circles indicate the shifted rotors on the even rows.

To measure the adequacy of the $k - \omega\text{SST} - \text{PDA}$ in predicting the turbulence intensity in a case with partial wakes, in Figure 12, we compare the results obtained from the three methods in a xy -plane at hub height. Taking the LES results as the reference reveals a diminished added turbulence within the wake in Case C, compared to Cases A and B. Notably, the figure illustrates the underestimation of turbulence intensity by the baseline model. On the other hand, the optimized $k - \omega\text{SST} - \text{PDA}$ can successfully improve the prediction of turbulence intensity, in full consistency with the two cases studied earlier.

4. Conclusions

This study has been dedicated to presenting a progressive data-augmented model for enhanced Reynolds-averaged simulations of wind farms. It is well established that the commonly used empirical models struggle to precisely predict eddy viscosity in the wake and, at the same time, cannot capture intricate flow phenomena linked to turbulence anisotropy such as secondary flows of Prandtl's second kind behind the turbines. To address these challenges, firstly, we built a baseline model by implementing the impact of turbine forces in the TKE equation of the well-known $k - \omega\text{SST}$ model. We then leveraged LES data, progressively augmenting the capability of the baseline model to satisfactorily predict both the eddy viscosity and turbulence anisotropy in the wake flow.

We considered three wind-farm cases with different layouts in this study, where one case was used for the optimization and the other two cases were used for the validation of the developed model. The optimal coefficients within the core of the data-augmented progressive model were found by a grid-search optimization technique. The coefficients were associated with two corrective terms. One of these terms refined the ω -transport equation to im-

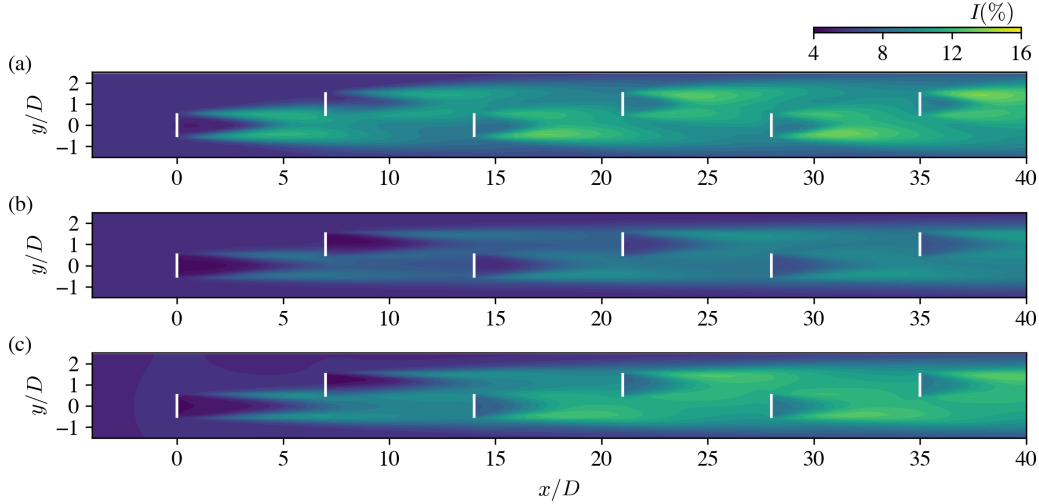


Figure 12: Contours of turbulence intensity at hub height in Case C obtained from (a) LES, (b) $k - \omega$ SST, and (c) $k - \omega$ SST - PDA.

Table 1: A summary of the performance of the baseline model ($k - \omega$ SST) and $k - \omega$ SST - PDA when applied to wind-farm cases considered in this study.

Averaged error(%) on	Case A (Optimization)		Case B (Validation)		Case C (Validation)	
	baseline	baseline + PDA	baseline	baseline + PDA	baseline	baseline + PDA
$\Delta \bar{u}_x$	40.65	20.48	40.09	22.08	32.06	17.94
\bar{u}_y	67.90	40.25	62.58	39.87	65.41	52.50
\bar{u}_z	73.66	45.37	68.25	53.02	70.98	47.37
I	26.87	10.12	24.27	10.29	26.77	9.58
Power output	21.77	6.74	23.73	8.92	9.97	3.02

prove eddy-viscosity predictions, while the other, acting as a nonlinear term within RST, enabled the emergence of secondary flows.

We used data from LESs conducted in-house as our high-fidelity reference for the evaluation of the new model’s performance. Table 1 summarizes the results obtained by the new model compared to the baseline model. In the optimization case with 6 inline turbine rows with a spacing of $7D$, the optimized model showed a successful improvement in the prediction of streamwise velocity deficit which led to a better prediction of power output. The new progressive model also augmented the correct prediction of the secondary flows (i.e., the in-plane velocity components) similar to LES, and a notable improvement was observed in the prediction of turbulence intensity.

For the validation of the $k - \omega$ SST - PDA model, we then evaluated its performance on two unseen cases including Case B and Case C. In Case B, the distancing between each two rows of turbines was reduced to $5D$, where turbines were under a stronger wake effect. In Case C, the streamwise distancing remained $7D$ but the even rows of turbines were shifted in the spanwise direction; therefore, downstream turbines were experiencing a partial wake effect. The new model successfully improved the prediction of velocity components, turbulence intensity, and power output in both testing cases which showed the high level of generalizability of the progressive RANS model in the simulation of wind-farm wakes.

CRedit authorship contribution statement

Ali Amarloo: Conceptualization, Methodology, Software, Formal analysis, Investigation, Data curation, Visualization, Writing – original draft. **Navid Zehtabiyani-Rezaie:** Conceptualization, Methodology, Software, Formal analysis, Investigation, Data curation, Visualization, Writing – original draft. **Mahdi Abkar:** Conceptualization, Funding acquisition, Methodology, Project administration, Resources, Supervision, Writing – review & editing.

Conflict of interest

The authors have no conflicts to disclose.

Data availability statement

The data that support the findings of this study are available from the corresponding author upon reasonable request.

Acknowledgments

The authors acknowledge the financial support from the Independent Research Fund Denmark (DFF) under Grant No. 0217-00038B. The computational resources used in this study were provided by the Danish e-Infrastructure Cooperation (DeiC) National HPC under Project No. DeiC-AU-N2-2023009 and DeiC-AU-N5-2023004.

References

- [1] L. J. Vermeer, J. N. Sørensen, A. Crespo, Wind turbine wake aerodynamics, *Progress in Aerospace Sciences* 39 (6-7) (2003) 467–510.
- [2] R. J. A. M. Stevens, C. Meneveau, Flow structure and turbulence in wind farms, *Annual Review of Fluid Mechanics* 49 (2017) 311–339.
- [3] F. Porté-Agel, M. Bastankhah, S. Shamsoddin, Wind-turbine and wind-farm flows: A review, *Boundary-Layer Meteorology* 174 (1) (2020) 1–59.
- [4] M. Abkar, N. Zehtabiyani-Rezaie, A. Iosifidis, Reinforcement learning for wind-farm flow control: Current state and future actions, *Theoretical and Applied Mechanics Letters* 13 (6) (2023) 100475.
- [5] C. Meneveau, Big wind power: Seven questions for turbulence research, *Journal of Turbulence* 20 (1) (2019) 2–20.
- [6] C. R. Shapiro, G. M. Starke, D. F. Gayme, Turbulence and control of wind farms, *Annual Review of Control, Robotics, and Autonomous Systems* 5 (1) (2021).
- [7] E. Papadis, G. Tsatsaronis, Challenges in the decarbonization of the energy sector, *Energy* 205 (2020) 118025.
- [8] D. Mehta, A. H. van Zuijlen, B. Koren, J. G. Holierhoek, H. Bijl, Large eddy simulation of wind farm aerodynamics: A review, *Journal of Wind Engineering and Industrial Aerodynamics* 133 (2014) 1–17.
- [9] B. Sanderse, S. P. van der Pijl, B. Koren, Review of computational fluid dynamics for wind turbine wake aerodynamics, *Wind Energy* 14 (7) (2011) 799–819.
- [10] F. Porté-Agel, Y. T. Wu, C. H. Chen, A numerical study of the effects of wind direction on turbine wakes and power losses in a large wind farm, *Energies* 6 (10) (2013) 5297–5313.
- [11] Y. T. Wu, F. Porté-Agel, Modeling turbine wakes and power losses within a wind farm using LES: An application to the Horns Rev offshore wind farm, *Renewable Energy* 75 (2015) 945–955.
- [12] M. Abkar, F. Porté-Agel, Influence of atmospheric stability on wind-turbine wakes: A large-eddy simulation study, *Physics of Fluids* 27 (3) (2015) 035104.
- [13] R. J. Stevens, L. A. Martínez-Tossas, C. Meneveau, Comparison of wind farm large eddy simulations using actuator disk and actuator line models with wind tunnel experiments, *Renewable Energy* 116 (2018) 470–478.
- [14] H. Yang, M. Ge, M. Abkar, X. I. Yang, Large-eddy simulation study of wind turbine array above swell sea, *Energy* 256 (2022) 124674.
- [15] A. Eidi, R. Ghiassi, X. Yang, M. Abkar, Model-form uncertainty quantification in RANS simulations of wakes and power losses in wind farms, *Renewable Energy* 179 (2021) 2212–2223.
- [16] L. Tian, Y. Song, Z. Wang, N. Zhao, C. Zhu, X. Lu, Predictive capability of an improved AD/RANS method for multiple wind turbines and wind farm wakes, *Energy* 297 (2024) 131207.
- [17] P.-E. Réthoré, Wind Turbine Wake in Atmospheric Turbulence, Ph.D. thesis, Risø DTU (2009).
- [18] A. Eidi, N. Zehtabiyani-Rezaie, R. Ghiassi, X. Yang, M. Abkar, Data-driven quantification of model-form uncertainty in Reynolds-averaged simulations of wind farms, *Physics of Fluids* 34 (2022) 085135.
- [19] A. El Kasmi, C. Masson, An extended $k-\varepsilon$ model for turbulent flow through horizontal-axis wind turbines, *Journal of Wind Engineering and Industrial Aerodynamics* 96 (1) (2008) 103–122.
- [20] J. M. Prospathopoulos, E. S. Politis, K. G. Rados, P. K. Chaviaropoulos, Evaluation of the effects of turbulence model enhancements on wind turbine wake predictions, *Wind Energy* 14 (2) (2011) 285–300.
- [21] M. P. van der Laan, N. N. Sørensen, P. E. Réthoré, J. Mann, M. C. Kelly, N. Troldborg, J. G. Schepers, E. Machefaux, An improved $k-\varepsilon$ model applied to a wind turbine wake in atmospheric turbulence, *Wind Energy* 18 (5) (2015) 889–907.
- [22] N. Li, L. Li, Y. Liu, Y. Wu, H. Meng, J. Yan, S. Han, Effects of the parameter $c_{4\varepsilon}$ in the extended $k-\varepsilon$ turbulence model for wind farm wake simulation using an actuator disc, *Journal of Marine Science and Engineering* 10 (4) (2022) 544.
- [23] J. Steiner, A. Viré, R. P. Dwight, Classifying regions of high model error within a data-driven RANS closure: Application to wind turbine wakes, *Flow, Turbulence and Combustion* 109 (3) (2022) 545–570.
- [24] J. Steiner, R. P. Dwight, A. Viré, Data-driven RANS closures for wind turbine wakes under neutral conditions, *Computers & Fluids* 233 (2022) 105213.
- [25] N. Zehtabiyani-Rezaie, M. Abkar, An extended $k-\varepsilon$ model for wake-flow simulation of wind farms, *Renewable Energy* 222 (2024) 119904.

- [26] N. Zehatabiyan-Rezaie, A. Amarloo, M. Abkar, Secondary flows in the actuator-disk simulation of wind-turbine wakes, *Physics of Fluids* 36 (2024) 045142.
- [27] N. Nikitin, N. Popelenskaya, A. Stroh, Prandtl's secondary flows of the second kind. problems of description, prediction, and simulation, *Fluid Dynamics* 56 (4) (2021) 513–538.
- [28] L. P. Chamorro, F. Porté-Agel, A wind-tunnel investigation of wind-turbine wakes: Boundary-layer turbulence effects, *Boundary-Layer Meteorology* 132 (2009) 129–149.
- [29] L. P. Chamorro, F. Porté-Agel, Turbulent flow inside and above a wind farm: A wind-tunnel study, *Energies* 4 (11) (2011) 1916–1936.
- [30] M. Abkar, A. Sharifi, F. Porté-Agel, Wake flow in a wind farm during a diurnal cycle, *Journal of Turbulence* 17 (4) (2016) 420–441.
- [31] F. Zhang, X. Yang, G. He, Multiscale analysis of a very long wind turbine wake in an atmospheric boundary layer, *Physical Review Fluids* 8 (10) (2023) 104605.
- [32] K. Duraisamy, G. Iaccarino, H. Xiao, Turbulence modeling in the age of data, *Annual review of fluid mechanics* 51 (2019) 357–377.
- [33] S. L. Brunton, Applying machine learning to study fluid mechanics, *Acta Mechanica Sinica/Lixue Xuebao* 37 (12) (2022) 1718–1726.
- [34] N. Zehatabiyan-Rezaie, A. Iosifidis, M. Abkar, Data-driven fluid mechanics of wind farms: A review, *Journal of Renewable and Sustainable Energy* 14 (3) (2022).
- [35] A. Amarloo, M. J. Rincón, M. Reclari, M. Abkar, Progressive augmentation of turbulence models for flow separation by multi-case computational fluid dynamics driven surrogate optimization, *Physics of Fluids* 35 (12) (2023).
- [36] M. J. Rincón, A. Amarloo, M. Reclari, X. I. Yang, M. Abkar, Progressive augmentation of Reynolds stress tensor models for secondary flow prediction by computational fluid dynamics driven surrogate optimisation, *International Journal of Heat and Fluid Flow* 104 (2023) 109242.
- [37] Y. Bin, L. Chen, G. Huang, X. I. A. Yang, Progressive, extrapolative machine learning for near-wall turbulence modeling, *Physical Review Fluids* 7 (2022) 084610.
- [38] F. R. Menter, Two-equation eddy-viscosity turbulence models for engineering applications, *AIAA J.* 32 (8) (1994) 1598–1605.
- [39] S. Pope, *Turbulent Flows*, Cambridge University Press, 2000.
- [40] M. Calaf, C. Meneveau, J. Meyers, Large eddy simulation study of fully developed wind-turbine array boundary layers, *Physics of Fluids* 22 (1) (2010) 015110.
- [41] F. R. Menter, M. Kuntz, R. Langtry, Ten years of industrial experience with the SST turbulence model, *Turbulence, Heat and Mass Transfer* 4 (1) (2003) 625–632.
- [42] H. G. Weller, G. Tabor, H. Jasak, C. Fureby, A tensorial approach to computational continuum mechanics using object-oriented techniques, *Computers in Physics* 12 (6) (1998) 620–631.
- [43] M. Abkar, F. Porté-Agel, Mean and turbulent kinetic energy budgets inside and above very large wind farms under conventionally-neutral condition, *Renewable Energy* 70 (2014) 142–152.
- [44] M. Abkar, F. Porté-Agel, A new wind-farm parameterization for large-scale atmospheric models, *Journal of Renewable and Sustainable Energy* 7 (1) (2015) 013121.