
TALC: Time-Aligned Captions for Multi-Scene Text-to-Video Generation

Hritik Bansal¹

Yonatan Bitton^{2†}

Michal Yarom^{2†}

Idan Szpektor^{2*}

Aditya Grover^{1*}

Kai-Wei Chang^{1*}

¹University of California Los Angeles

²Google Research

Abstract

Recent advances in diffusion-based generative modeling have led to the development of text-to-video (T2V) models that can generate high-quality videos conditioned on a text prompt. Most of these T2V models often produce single-scene video clips that depict an entity performing a particular action (e.g., ‘a red panda climbing a tree’). However, it is pertinent to generate multi-scene videos since they are ubiquitous in the real-world (e.g., ‘a red panda climbing a tree’ followed by ‘the red panda sleeps on the top of the tree’). To generate multi-scene videos from a pretrained T2V model, we introduce **Time-Aligned Captions (TALC)** framework. Specifically, we enhance the text-conditioning mechanism in the T2V architecture to recognize the temporal alignment between the video scenes and scene descriptions. As a result, we show that the pretrained T2V model can generate multi-scene videos that adhere to the multi-scene text descriptions and be visually consistent (e.g., w.r.t entity and background). Our TALC-finetuned model outperforms the baseline methods on multi-scene video-text data by 15.5 points on aggregated score, averaging visual consistency and text adherence using human evaluation. The project website is <https://talc-mst2v.github.io/>

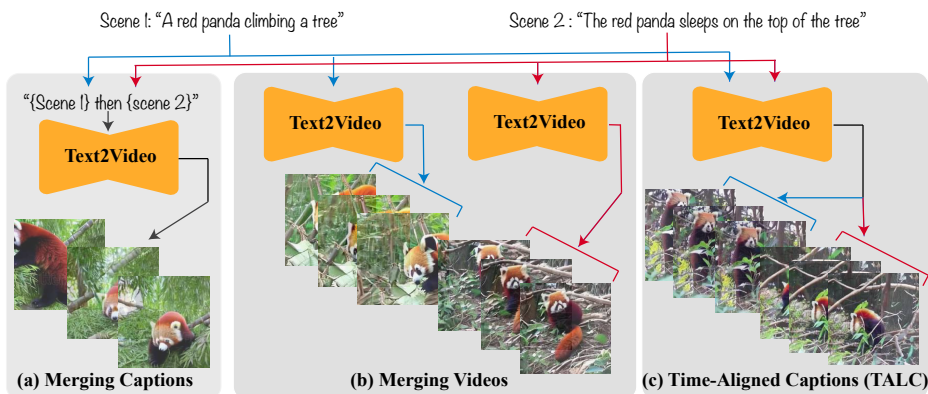


Figure 1: **Multi-scene video generation methods.** (a) Merging scene descriptions; (b) Generating a video per scene independently and concatenating the resulting videos.; (c) TALC: conditioning the generated video on scene-1 description for the first half of the video frames and on scene-2 description for the later video frames.

[†] Equal Contribution. * Equal Advising. Contact hbansal@ucla.edu, yonatanbitton1@gmail.com.

1 Introduction

The ability to generate videos that simulate the physical world has been a long-standing goal of artificial intelligence [1, 2, 3, 4]. In this regard, text-to-video (T2V) models have seen rapid advancements by pretraining on internet-scale datasets of images, videos, and texts [5, 6, 7, 8, 9]. Specifically, latest T2V models such as ModelScope [10], Lumiere [11], VideoCrafter [12, 13], and OpenSora [14], train a diffusion model [15] with single-scene video-text datasets [16, 17] that are widely available and easy to acquire. As a result, these models can only generate single scene videos that depicts a single action or event¹. However, real-world scenarios (e.g., movie and ads creation) often require the generation of multi-scene video for text descriptions (e.g., *Scene1*: ‘A koala is napping on a tree.’ *Scene2*: ‘The koala eats leaves on the tree.’). In such cases, the generated video should accurately depict the events mentioned in the multi-scene script while maintaining visual consistency (e.g., entity and background consistency).

Multi-scene T2V generation differs from long video synthesis where the goal is to either interpolate (few frames to many frames) [7] or create continuing patterns of the single event in the generated video [8]. Prior works [18, 19] use a transformer [20, 21] to generate video frames for a given scene autoregressively. However, these models straggle to generate multiple scenes reliably as the context length increases with the history of text descriptions and visual tokens [22] of the previous generated videos, e.g., generating *Scene 4* conditioned on *Scene1, 2, 3* videos and descriptions. Some works [23] utilize a latent diffusion model [24] to generate video frames autoregressively by conditioning on the entire history of generated videos and scene descriptions. However, this approach is slow due to repeated sampling, generates only one frame per scene description, and is shown to work with only limited cartoon characters [25, 26] and not with a wide range of visual concepts in the real-world. Other works [27, 28] generate multi-scene videos by utilizing knowledge of the entity, background, and their movements from large language models [29]. However, these videos are generated independently for each scene before being merged. Moreover, these methods do not offer a way to learn from real-world multi-scene video-text data.

To address these challenges, we propose TALC (Time-ALigned Captions), a simple and effective framework to generate consistent multi-scene videos by effectively leveraging the capabilities of pre-trained T2V diffusion models. As shown in Figure 1(c), TALC conditions the visual representations of earlier video frames on the embeddings of the earlier scene description, and likewise, it conditions the representations of later video frames on the embeddings of the later scene description in the temporal dimension. The temporal modules in the T2V diffusion architecture allows information sharing between video frames (the first half and the second half) to maintain visual consistency. Thus, TALC enhances the scene-level text-video alignment while providing all the scene descriptions to the diffusion model at once. Further, our TALC framework can enhance the multi-scene text-to-video generation capabilities with real-world multi-scene data (§3.2). We provide a qualitative example for comparing different multi-scene video generation methods in Appendix §C.

In our experiments, we assessed the visual consistency (background and entity consistency) and multi-scene script adherence of the generated videos from Modelscope [10] and Lumiere [11]. In addition, to our TALC method, we evaluated concatenation approaches, either merging descriptions of different scenes or generating a video per scene independently and concating the output videos (Figure 1(a,b)). Through our automatic and human evaluation, we found that merging scene descriptions leads to high visual consistency but poor text adherence. On the other hand, merging videos independently achieves high text adherence but visual consistency is compromised. Our TALC model strikes an effective balance between visual consistency and text adherence, outperforming the baseline methods by 11.1 points on the overall score, averaging visual consistency and text adherence scores, as determined by human evaluation. Furthermore, we construct a multi-scene text-video dataset from real-world videos and fine-tune the T2V generative model using TALC. On our human evaluation, the generated videos from the TALC-finetuned model exhibit higher text adherence than the base model in multi-scene scenarios. Specifically, it outperforms the baseline methods by 15.5 points on the overall score.

¹While high-performance T2V models such as Sora [4] might be able to generate multi-scene videos, we point out that they are closed-source models trained with massive compute resources and lack sufficient details on the model design, training protocol, and datasets.

2 Preliminaries

In this work, we focus on generating multi-scene videos from text descriptions using a diffusion-based Text-to-Video (T2V) generative model. The initial step is to equip the generative model with the knowledge of a wide range of visual concepts and actions. This is achieved during the pretraining stage (§2.1). Subsequently, we aim to utilize the pretrained model for multi-scene text-to-video generation task, which we formalize in (§2.3).

2.1 Diffusion Models for Text-to-Video Generation

Diffusion models [15, 30] $p_\theta(x)$ are a class of generative models that learn data distribution $p_{data}(x)$. Their class-conditional versions can be trained to learn conditional distributions $p_{data}(x|y)$ where y is the conditioning variable, which could take various forms such as labels from a dataset or text description accompanying a video [31].

We assume a dataset $\mathcal{S} \subset \mathcal{V} \times \mathcal{T}$ consisting of pairs of (V_j, T_j) where $V_j \in \mathbb{R}^{L \times 3 \times H \times W}$ is a raw video consisting of 3 RGB channels, L frames, H height, W width, and T_j is a text caption. The T2V model is trained to learn the conditional distribution of the videos conditioned on the text $p_{\mathcal{S}}(V_j|T_j)$. In this work, we consider diffusion-based generative models that learn this distribution via iterative denoising of the video $z_j \in \mathbb{R}^{L \times C \times H' \times W'}$. Here, z_j can either represent the video in the raw pixel space V_j [11] or it can represent the latent representation of the video $z_j = \mathcal{E}(V_j)$ for the latent diffusion models [24] where \mathcal{E} is an encoder network such as VAE [32]. Given z_j , diffused variable $z_{\tau,j} = \alpha_\tau z_j + \beta_\tau \epsilon$ are constructed where $\epsilon \sim \mathcal{N}(0, I)$ and α_τ and β_τ are sampled from the noise scheduler p_τ [33], which defines the noise levels the model is trained on. Finally, a denoiser network f_θ [34, 35], which takes the diffused variable z_τ and embeddings of the text caption as input, is trained to predict the target vector y where y can be the original noise ϵ , which minimizes the denoising score matching objective [15]:

$$\mathbb{E}_{(V_j, T_j) \in \mathcal{S}, \tau \sim p_\tau, \epsilon \sim \mathcal{N}(0, I)} [\|\epsilon - f_\theta(\tau, z_{\tau,j}, h_j)\|_2^2] \quad (1)$$

where $h_j = \mathcal{H}(T_j) \in \mathbb{R}^d$ is the embedding of the text caption T_j , \mathcal{H} is the text embedding model [36] and d is the dimension size.

2.2 Text Conditioning Mechanism

For effective textual controllability of video generation, the denoiser networks is equipped with a cross-attention mechanism [10, 7]. Specifically, it conditions the visual content $z_\tau \in \mathbb{R}^{L \times C \times H' \times W'}$ on the text. To do so, we first *repeat* the text embeddings of the text caption $r_j = R(h_j) \in \mathbb{R}^{L \times d}$ where R is a function that repeats the input text embedding h_j for L times in the temporal dimension. Intuitively, the repeat operation represents that the L frames of the video z_j are semantically aligned with the textual description T_j or its text embedding r_j . In §3, we will manipulate this operation to make the model architecture aware of the video-text alignment in the multi-scene scenario.

These repeated text embeddings r_j are inputs to the spatial attention block as the key and value in the multi-head attention block. The cross-attention enables the intermediate visual features to capture the semantic information that facilitates an alignment between the text and vision embeddings. Formally,

$$z'_{\tau,j} = CA_{f_\theta}(Q = z_{\tau,j}; K = r_j; V = r_j) \quad (2)$$

where CA_{f_θ} is the cross attention mechanism with Q, K, V as the query, key, and value, respectively, in the spatial blocks of the denoiser network, $z'_{\tau,j}$ is the intermediate representation that is informed with the visual and textual content of the data. In addition to the spatial blocks, the denoiser network also consists of temporal blocks that aggregate features across video frames, which are useful for maintaining visual consistency in the generated video.

2.3 Multi-Scene Text-to-Video Generation

We aim to generate multi-scene video $X = \{x_1, x_2, \dots, x_n\}$ from multi-scene descriptions $Y = \{y_1, y_2, \dots, y_n\}$ where n are the number of scenes and each sentence y_j is a description for scene j . Index j also defines the temporal order of events in the multi-scene script, i.e., if $k > j$, we want the events described in scene j to be depicted earlier than the events described in scene k . Further, we want that each video part x_j , within the entire generated video X , to have high video-text semantic alignment with its corresponding scene description y_j .

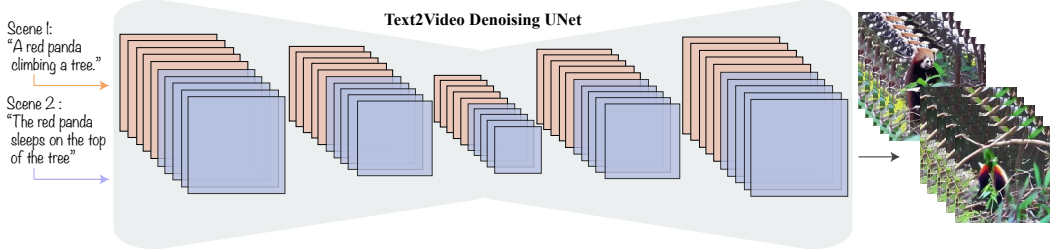


Figure 2: **Time-Aligned Captions (TALC) Framework.** During the generation process of the video, the initial half of the video frames are conditioned on the embeddings of the description of scene 1, while the subsequent video frames are conditioned on the embeddings of the description of scene 2.

3 TALC: Time-Aligned Captions for Multi-Scene T2V Generation

In this section, we present our novel method TALC, describing its architecture and a novel approach for constructing synthetic multi-scene video-text data to train TALC.

3.1 TALC Architecture

Our starting point is that each specific scene x_j in a multi-scene video $X \in \mathbb{R}^{L \times 3 \times H \times W}$ should reflect the entities and events described in the conditioning scene description y_j . To achieve this, TALC adapts T2V diffusion architecture f_θ to multi-scene generation by ensuring that the representation for video part x_j attends and aggregates language features specifically from description y_j . Concretely, TALC allocates L/n frames within the entire video to each $x_j \in \bar{X}$. Let $z_X = [z_{x_1}; z_{x_2}; \dots; z_{x_n}] \in \mathbb{R}^{L \times C \times H' \times W'}$ be the representation for the entire video X , and $z_{x_j} \in \mathbb{R}^{(L/n) \times C \times H' \times W'}$ for the different scenes, which are concatenated in the temporal dimension. In addition, $r_Y = \{r_{y_1}, \dots, r_{y_n}\}$ be the sequence of text embeddings for the multi-scene description Y and y_j be an individual scene description. Under TALC, Eq. 2 is changed to:

$$z'_{\tau, x_j} = CA_{f_\theta}(Q = z_{\tau, x_j}, K = r_{y_j}, V = r_{y_j}) \quad (3)$$

$$z'_{\tau, X} = [z'_{\tau, x_1}; z'_{\tau, x_2}; \dots; z'_{\tau, x_n}] \quad (4)$$

with, τ the timestamp in the diffusion modeling setup, which is applied during training as well as inference. We illustrate the framework in Figure 2.

While TALC aims to equip the generative model with the ability to follow all the events in the multi-scene descriptions, the visual consistency is ensured by the temporal modules (attentions and convolution blocks) in the existing denoiser network. By design, our approach can be applied to the pretrained T2V model during inference.

3.2 TALC Training

We note that the text adherence capabilities of the pretrained T2V generative model are limited. This is due to the lack of multi-scene video-text data during pretraining, since these datasets are not widely available and are hard to curate for model training. Prior work, such as ActivityNet [37], curated human captions for specific video scenes depicting useful actions in long videos. However, these scenes are either overlapping or have a large temporal gap between them, which are less suitable for natural and smooth transitions required in multi-scene videos.

To this end, we propose a method for creating synthetic real-world multi-scene video-text examples, with which we further train our T2V model. Formally, we start with a video-text dataset $\mathcal{M} = \mathcal{A} \times \mathcal{B}$ consisting of pairs of (A_i, B_i) where A_i is a raw video and B_i is the corresponding video description. Then, similar to [9], we apply PySceneDetect² to segment A_i into continuous video scenes $A_i = \{A_{i,1}, A_{i,2}, \dots, A_{i,m}\}$ where m is the number of detected scenes. Next, we sample the middle video frame $F_{i,j}$ in each scene $A_{i,j}$ as its semantic representative. Finally, we input all the video frames $F_i = \{F_{i,1}, \dots, F_{i,m}\}$ for A_i and the entire video caption B_i to Gemini-Pro-Vision-1.0 [38]. Gemini

²<https://github.com/Breakthrough/PySceneDetect>





Caption		A woman in a colorful scarf is showing how to make a stew			
PyScene Scene Cuts					
	and the dried/smoked prawns	Or dried Crayfish if you prefer	1 or 2 scoops of tomato puree	some salt and stir	
Gemini Multi-Image Captions	The lady gets the dried/smoked prawns ready for use	She then adds the dried crayfish to the pot	Next, she includes tomato puree for that rich, tangy flavor	Salt is added to taste, and everything is stirred together	
Seconds	0:00	0:08	0:12	0:17	0:22

Figure 3: **Our approach for generating time-aligned video captions.** The process begins with PyScene cuts identifying the boundaries of distinct scenes within a video. Keyframes are then selected from the median of each scene. These frames are processed collectively through the Gemini model to produce multi-image captions that maintain narrative continuity by contextualizing each scene within the video’s overall sequence.

is prompted to generate captions for each of the frames $F_{i,j}$ such they form a coherent narrative guided by the common caption B_i . In Figure 3, we provide an instance for the multi-scene video-text data generation. We provide the prompt provided to Gemini and the source datasets in Appendix §D and §E, respectively.

4 Experimental Setting

In this section, we describe the setup of our experiments for generated multi-scene videos, including eval-set creation, metrics, automatic and human evaluation, and the tested models.

4.1 Eval-Set Task Prompts

To create an eval-set for testing models that generate multi-scene videos, we curate a set of task prompts for diverse scenarios (The full task prompts are in Appendix §F.). We generate 100 prompts for each scenario.

Single character in multiple visual contexts (S1): We instruct GPT-4 [39] to create a coherent script consisting of four scenes. Each scene features a specific animal character performing diverse activities in every scene. This task assesses the consistent appearance of the entity and its background while adhering to the different actions (or events) described in the multi-scene text script. An example script is “*Scene 1: A red panda is climbing a tree. Scene 2: The red panda eats the leaves on the tree. Scene 3: ... Scene 4: ...*”.

Different characters in a specific visual context (S2): We instruct GPT-4 to create a coherent script consisting of four scenes. Each scene features the same activity but with different animal characters [18]. This task assesses the capability of the T2V model to generate consistent appearance of the background while adhering to the animal character changes. An example script is “*Scene 1: A cat leaps onto a countertop. Scene 2: A dog leaps onto the same countertop. Scene 3: A rabbit ... Scene 4: A raccoon ...*”.

Multi-scene captions from real videos (S3): We use our multi-scene video/text data generation pipeline (§3.2) to create similar prompts for real videos for the test splits of the video-text datasets. This task assesses the ability of a model to generate multi-scene videos with consistent appearances of entities and background for open-ended prompts, which are derived from real videos. An example script is “*Scene 1: A vlogger introduces her skincare routine. Scene 2: She applies a serum to her face. Scene 3: ...*”.

4.2 Evaluation Procedure

Following [27], we assess the capability of the tested T2V models to: (a) follow the text instructions in the script (**Text Adherence**); (b) keep consistent appearance of **entities** and **background** across scenes (**Visual Consistency**), unless the script specifically requests a change in any of them.

We compute the visual consistency and text adherence with automatic and human evaluators. We also report an overall score, which is the average of the visual consistency and text adherence scores. In addition, we also assess the visual quality of the generated videos using human evaluation to understand whether the video contains any flimsy frames, shaky images, or undesirable artifacts (Appendix M):

Automatic Evaluation: We utilize GPT-4-Vision (GPT4V) [40] to reason over multiple images. First, we sample four video frames, uniformly, from each scene in the generated video (e.g., 8 videos frames for a two-scene video). Then, we prompt GPT4V with the temporal sequence of the sampled frames and the multi-scene text description and instruct GPT4V to decide on the quality of the generated video across several attributes, including entity consistency, background consistency, and text adherence. For each attribute, GPT4V assigns one of three possible response $\{yes = 1, partial = 0.5, no = 0\}$. The automatic evaluation prompt is given in Appendix §G.

Human Evaluation: We also conduct a human evaluation to assess the multi-scene generated videos along the attributes of visual consistency, text adherence, and visual quality. We ask the annotators from Amazon Mechanical Turk (AMT) to choose one of three options for each metric $\{yes, partial, no\}$, similar to the automatic evaluation. We only employ annotators that pass a preliminary qualification exam. The screenshot of the human-eval UI is given in Appendix §H.

Since merging captions (§4.3.1) and TALC (§3.1) methods input the entire multi-scene text description at once, the quality of the video generated by these methods is influenced by the number of scenes described in the text script. Hence, we calculate the performance of the tested models by averaging the scores assigned to videos generated for two, three, and four scenes, over 900³ multi-scene prompts. We report **visual consistency** by averaging the performance across the entity and background consistency metrics. Here, the entity consistency scores are calculated for the task prompts S1 and S3 (since S2 aims to change the characters across scenes), while the background consistency and text adherence are computed for all the task prompts.

4.3 Tested Models

We experiment with ModelScope [10] and Lumiere [11] T2V models for multi-scene video generation with TALC. We mainly experiment with ModelScope due to its ease of reproduction and adoption in prior work [27]. We also experiment we Lumiere to showcase TALC’s generalization.

By design, TALC can be applied to a base T2V model during inference, without any multi-scene finetuning. We compare the multi-scene performance of the two base models without finetuning under three settings: TALC, merging captions, and merging videos (see baseline details in Section 4.3.1).

In addition, we finetune ModelScope with the TALC framework using the multi-scene video-text data (§3.2). As a baseline, we also finetune ModelScope without the TALC framework by naively merging the scene-specific captions in the raw text space. In both cases, we finetune the T2V model with 8 frames per scene and the maximum number of scenes in an instance is set to 4. We provide more finetuning details in Appendix §L.

During inference, we generate 16 frames per scene from ModelScope and 80 frames per scene from Lumiere. More inference details are found in Appendix §J.

4.3.1 Baselines

For **Merging Captions**, we create a single caption by merging all the multi-scene descriptions. Specifically, the multi-scene descriptions $Y = \{y_1, y_2, \dots, y_n\}$ can be written as a single prompt $\mathcal{P} = y_1.$ Then, $y_2.$. . . Then, $y_n.$. For instance, the two-scene description $Y = \{‘A red panda climbs on a bamboo forest.’, ‘The red panda sleeps peacefully in the treetop.’\}$ would change to $\mathcal{P} = ‘A red panda climbs on a bamboo forest. Then, the red panda sleeps peacefully in the treetop.’$ Subsequently, we generate a video from the T2V model f_θ by conditioning it on \mathcal{P} .

For **Merging Videos**, we generate a video x_i for each scene description y_i individually and stitch the output videos together afterwards to synthesize the entire video $X = x_1, x_2, \dots, x_n$.

³100 (examples per scenario) * 3 (scenarios) * 4 (2-scene/3-scene/4-scene) = 900.

5 Experiments

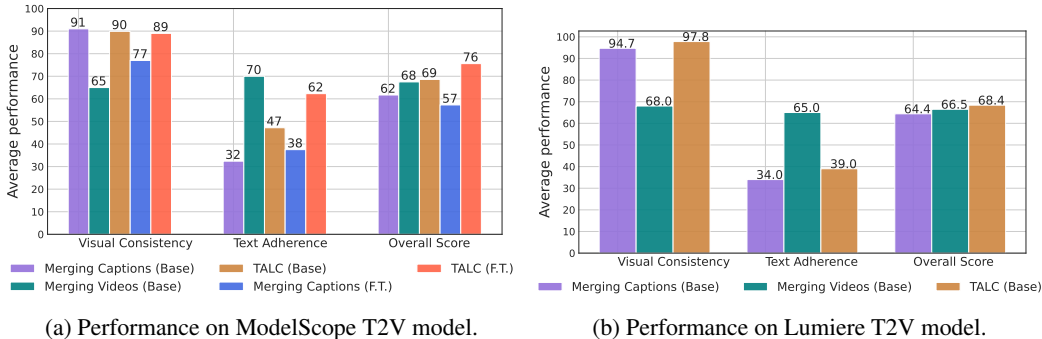


Figure 4: **Automatic evaluation results for (a) ModelScope and (b) Lumiere.** In (a), we observe that TALC-finetuned ModelScope model achieves the highest overall score, that is the average of the visual consistency and text adherence scores. In (b), we find that TALC framework with the Lumiere base model outperforms merging captions and merging videos on the overall scores. We report the average performance across the diverse multi-scene prompts and the number of generated scenes.

5.1 Automatic Evaluation Results

We compare the performance of the baselines (e.g., merging captions and merging videos) with the TALC framework for ModelScope and Lumiere using the automatic evaluation in Figure 4.

TALC outperforms the baselines without any finetuning. In Figure 4(a), we find that the overall score, average of visual consistency and text adherence, of the multi-scene videos generated using the base ModelScope with TALC (69 points), outperforms the overall score achieved by the videos generated using merging captions (62 points) and merging videos (68 points) with the base ModelScope. Specifically, we observe that the visual consistency of the generated video is high for merging captions (91 points) and TALC (89.9 points) while it is low for merging videos (65 points). This indicates that merging videos independently for the individual scene descriptions does not preserve the background and entity appearances across the different frames.

Since merging captions mentions multiple events in a single prompt, the T2V model struggles to understand the temporal boundaries between these events. As indicated by Eq. 2, the visual features for all video frames aggregate information from the entire multi-scene description simultaneously, without aligning individual scene descriptions with their corresponding appearances in the generated video. In Figure 4(a), this results in poor text adherence with merging captions (32 points).

In addition, we observe that the text adherence using TALC outperforms merging captions by 14.8 points, while the text adherence is the highest with a score of 70 points using merging videos. This can be attributed to the design of the merging videos baseline where individual video scenes adhere to the scene-specific descriptions well. Hence, merging videos independently approach can be viewed as an upper bound on the text adherence metric.

In Figure 4(b), we observe similar trends for the Lumiere T2V generative model. Specifically, we find that the overall score for TALC outperforms merging captions and merging videos by 4 points and 2 points, respectively. In addition, we observe that merging captions and TALC achieve a high visual consistency score while merging videos independently has poor visual consistency. Further, we find that TALC outperforms merging captions by 5 points on text adherence, while merging videos achieves the highest text adherence 65 points. This highlights that the TALC framework enhances the adherence to the scene descriptions.

Finetuning with TALC achieves the best performance. Earlier, we evaluated the usefulness of the TALC framework with the base model. However, the base models are trained with the single-scene video-text data that might limit their capability for multi-scene video generation. To alleviate this issue, we finetune ModelScope T2V model on the multi-scene video-text data (§3.2). Specifically, we finetune the model using the merging captions method and TALC framework, independently.

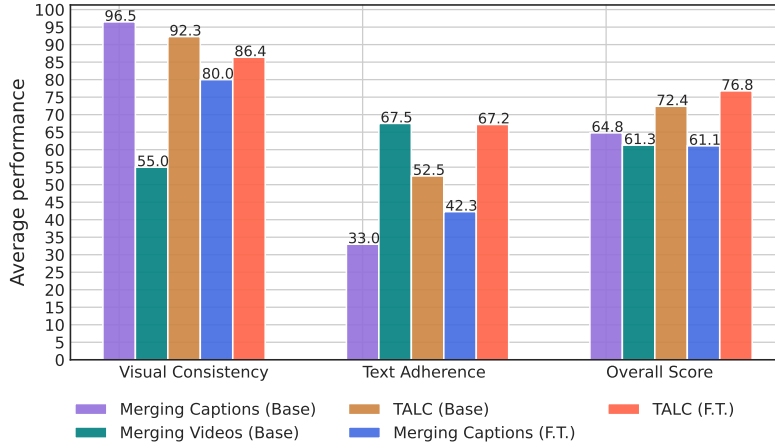


Figure 5: **Human evaluation results for ModelScope model.** We observe that the base model using the TALC framework outperforms the merging captions and merging videos baselines on the overall score. In addition, TALC-finetuned model enhances the text adherence and achieves the highest overall score. We report the average performance across the diverse multi-scene prompts and the number of generated scenes.

In Figure 4(a), we find that finetuning with TALC achieves the highest overall score of 75.6 points in comparison to all the baselines. Specifically, we observe that the visual consistency does not change much with finetuning using the TALC method (89.9 points vs 89 points). Interestingly, we observe that finetuning with merging captions reduces the visual consistency by a large margin of 14 points. This can be attributed to the lack of knowledge about the natural alignment between video scenes and individual scene descriptions, which gets lost during the merging of captions.

Additionally, we find that the text adherence of the TALC-finetuned model is 15.1 points more than the text adherence of the TALC-base model. Similarly, we find that the text adherence of the merging captions-finetuned model is 5.1 points more than the text adherence of the merging captions-base model. This highlights that finetuning a T2V model with multi-scene video-text data helps the most with enhancing its text adherence capability.

Fine-grained Results. To perform fine-grained analysis of the performance, we assess the visual consistency and text adherence scores for the baselines and TALC framework across diverse task prompts and number of scenes on ModelScope. We present their results in Appendix §I. In our analysis, we find that finetuning with TALC achieves the highest overall score over the baselines across all the scenarios. In addition, we notice that the highest performance is achieved in the scenario that consist of the different entities in a specific visual context. Further, we observe that the performance of the all the methods reduces when the task prompts get more complex i.e., multi-scene captions from real videos. In addition, we observe that finetuning with TALC achieves the highest overall score over the baselines across all the number of scenes. Specifically, we observe that the performance of the merging captions and TALC framework reduces as the number of scenes being generated increases. Overall, we show that the TALC strikes a good balance between visual consistency and text adherence to generate high-quality multi-scene videos.

5.2 Human Evaluation Results

TALC achieves the best performance in human evaluation. We compare the performance of the baselines and TALC framework for ModelScope using human evaluation in Figure 5. We find that TALC-finetuned model outperforms the merging captions and merging video methods with the base model by 12 points and 15.5 points, respectively, on the overall score. In addition, we find that using TALC framework in the base model outperforms the merging captions and merging video methods with the base model by 7.6 points and 11.1 points, respectively, on the overall score. Further, we observe that the merging captions with the base model achieves the highest visual consistency score of 96.5 points while it is the lowest for merging videos generated from the base model. In

addition, we find that the text adherence of the TALC-finetuned and TALC-base model is better than merging captions-finetuned and merging captions-base model, respectively. Our results highlight at the benefit of including the inductive bias of temporal alignment between the video scenes and their scene descriptions for multi-scene video generation. We perform human evaluation on the visual quality of the generated multi-scene videos in §M. While our work is centered around multi-scene evaluation, we also perform single-scene evaluation in Appendix §N.

5.3 Qualitative Analysis

We provide qualitative examples of generating multi-scene videos using ModelScope (fine-tuned with TALC) and Lumiere (base model with TALC) for diverse scenarios in Figure 12. Our analysis reveals that both ModelScope and Lumiere are capable of producing multi-scene videos that exhibit high text adherence and visual consistency. Considering the case of the same animal engaging in multiple actions (referred to as ‘one character multiple contexts’). The videos generated by ModelScope successfully maintained the same animal while varying the background and action between the scenes. Conversely, the videos generated by Lumiere displayed the same animal performing different actions with minimal background alterations. We believe that this distinction is attributed to ModelScope’s fine-tuning with TALC. Considering different animals within a particular visual setting (referred to as ‘multiple-characters same context’), both ModelScope and Lumiere demonstrated impressive abilities in preserving the consistency of the background across the videos and adhering closely to the provided text. During our analysis, we noticed that the multi-scene captions derived from real videos (referred to as ‘open-ended captions’) exhibited a substantial number of changes between the various scenes. In this scenario, Lumiere, when employed without fine-tuning, displayed challenges in adhering to the text, while ModelScope achieved a higher degree of text adherence but was also prone to visual artifacts.

6 Related Work

Text-to-Video Generative Modeling. The field of text-to-video (T2V) synthesis has significantly evolved from its inception with models like VGAN [2] and MoCoGAN [41], leveraging the foundational technologies of GANs [42] and VAEs [43] to produce concise, single-scene videos. The advent of diffusion models, exemplified by Imagen Video [44], marked a notable advancement in T2V synthesis. Despite these strides, the challenge of creating multi-scene videos that reflect the complexity of the physical world [1, 2, 3] remains. Our work, TALC, extends the capabilities of T2V models to multi-scene storytelling, filling a crucial gap in the synthesis landscape.

Multi-Scene Video Generation. The pursuit of multi-scene T2V synthesis has been furthered by recent innovations like Phenaki [18] and Stable Video Diffusion [9], which have explored new frontiers in video generation from textual prompts and the scaling of latent diffusion models, respectively. Despite these advancements, the task of generating videos that convey coherent narratives across multiple scenes remains formidable, highlighted by recent works such as VideoPoet [19]. TALC tackles this task and offers a framework produces videos spanning multiple scenes. We also introduce nuanced evaluation approach. This approach integrates both automated assessments and human evaluations to rigorously gauge the quality and narrative coherence of the generated content, evaluating text adherence, object consistency and background consistency, contributing to the ongoing refinement of T2V synthesis. We provide a detailed related work in §B.

7 Conclusion

We introduced TALC, a simple and effective method for improving the text-to-video (T2V) models for multi-scene generation. Specifically, it incorporates the knowledge of the natural alignment between the video segments and the scene-specific descriptions. Further, we show that TALC-finetuned T2V model achieve high visual consistency and text adherence while the baselines suffer from one or both of the metrics. Given its design, our framework can be easily adapted into any diffusion-based T2V model. An important future direction will be to scale the amount of multi-scene video-text data and deploy TALC framework during pretraining of the T2V models.

8 Acknowledgement

We would like to thank Ashima Suvarna for providing feedback on the draft. Hritik Bansal is supported in part by AFOSR MURI grant FA9550-22-1-0380.

References

- [1] Dinesh Acharya, Zhiwu Huang, Danda Pani Paudel, and Luc Van Gool. Towards high resolution video generation with progressive growing of sliced wasserstein gans. *arXiv preprint arXiv:1810.02419*, 2018.
- [2] Carl Vondrick, Hamed Pirsiavash, and Antonio Torralba. Generating videos with scene dynamics. *Advances in neural information processing systems*, 29, 2016.
- [3] Jake Bruce, Michael Dennis, Ashley Edwards, Jack Parker-Holder, Yuge Shi, Edward Hughes, Matthew Lai, Aditi Mavalankar, Richie Steigerwald, Chris Apps, et al. Genie: Generative interactive environments. *arXiv preprint arXiv:2402.15391*, 2024.
- [4] OpenAI. Video generation models as world simulators. <https://openai.com/research/video-generation-models-as-world-simulators>, 2024.
- [5] T Brooks, B Peebles, C Homes, W DePue, Y Guo, L Jing, D Schnurr, J Taylor, T Luhman, E Luhman, et al. Video generation models as world simulators, 2024.
- [6] Jonathan Ho, William Chan, Chitwan Saharia, Jay Whang, Ruiqi Gao, Alexey Gritsenko, Diederik P Kingma, Ben Poole, Mohammad Norouzi, David J Fleet, et al. Imagen video: High definition video generation with diffusion models. *arXiv preprint arXiv:2210.02303*, 2022.
- [7] Rohit Girdhar, Mannat Singh, Andrew Brown, Quentin Duval, Samaneh Azadi, Sai Saketh Rambhatla, Akbar Shah, Xi Yin, Devi Parikh, and Ishan Misra. Emu video: Factorizing text-to-video generation by explicit image conditioning. *arXiv preprint arXiv:2311.10709*, 2023.
- [8] Andreas Blattmann, Robin Rombach, Huan Ling, Tim Dockhorn, Seung Wook Kim, Sanja Fidler, and Karsten Kreis. Align your latents: High-resolution video synthesis with latent diffusion models. In *Proceedings of the IEEE/CVF Conference on Computer Vision and Pattern Recognition*, pages 22563–22575, 2023.
- [9] Andreas Blattmann, Tim Dockhorn, Sumith Kulal, Daniel Mendelevitch, Maciej Kilian, Dominik Lorenz, Yam Levi, Zion English, Vikram Voleti, Adam Letts, et al. Stable video diffusion: Scaling latent video diffusion models to large datasets. *arXiv preprint arXiv:2311.15127*, 2023.
- [10] Jiuniu Wang, Hangjie Yuan, Dayou Chen, Yingya Zhang, Xiang Wang, and Shiwei Zhang. Modelscope text-to-video technical report. *arXiv preprint arXiv:2308.06571*, 2023.
- [11] Omer Bar-Tal, Hila Chefer, Omer Tov, Charles Herrmann, Roni Paiss, Shiran Zada, Ariel Ephrat, Junhwa Hur, Yuanzhen Li, Tomer Michaeli, et al. Lumiere: A space-time diffusion model for video generation. *arXiv preprint arXiv:2401.12945*, 2024.
- [12] Haoxin Chen, Menghan Xia, Yingqing He, Yong Zhang, Xiaodong Cun, Shaoshu Yang, Jinbo Xing, Yaofang Liu, Qifeng Chen, Xintao Wang, et al. Videocrafter1: Open diffusion models for high-quality video generation. *arXiv preprint arXiv:2310.19512*, 2023.
- [13] Haoxin Chen, Yong Zhang, Xiaodong Cun, Menghan Xia, Xintao Wang, Chao Weng, and Ying Shan. Videocrafter2: Overcoming data limitations for high-quality video diffusion models. *arXiv preprint arXiv:2401.09047*, 2024.
- [14] Zangwei Zheng, Xiangyu Peng, and Yang You. Open-sora: Democratizing efficient video production for all, March 2024. URL <https://github.com/hpcaitech/Open-Sora>.
- [15] Jonathan Ho, Ajay Jain, and Pieter Abbeel. Denoising diffusion probabilistic models. *Advances in neural information processing systems*, 33:6840–6851, 2020.

- [16] Max Bain, Arsha Nagrani, Gül Varol, and Andrew Zisserman. Frozen in time: A joint video and image encoder for end-to-end retrieval. In *IEEE International Conference on Computer Vision*, 2021.
- [17] Wenjing Wang, Huan Yang, Zixi Tuo, Huiguo He, Junchen Zhu, Jianlong Fu, and Jiaying Liu. Videofactory: Swap attention in spatiotemporal diffusions for text-to-video generation. *arXiv preprint arXiv:2305.10874*, 2023.
- [18] Ruben Villegas, Mohammad Babaeizadeh, Pieter-Jan Kindermans, Hernan Moraldo, Han Zhang, Mohammad Taghi Saffar, Santiago Castro, Julius Kunze, and Dumitru Erhan. Phenaki: Variable length video generation from open domain textual description. *arXiv preprint arXiv:2210.02399*, 2022.
- [19] Dan Kondratyuk, Lijun Yu, Xiuye Gu, José Lezama, Jonathan Huang, Rachel Hornung, Hartwig Adam, Hassan Akbari, Yair Alon, Vighnesh Birodkar, et al. Videopoet: A large language model for zero-shot video generation. *arXiv preprint arXiv:2312.14125*, 2023.
- [20] Ashish Vaswani, Noam Shazeer, Niki Parmar, Jakob Uszkoreit, Llion Jones, Aidan N Gomez, Łukasz Kaiser, and Illia Polosukhin. Attention is all you need. *Advances in neural information processing systems*, 30, 2017.
- [21] Rohan Anil, Andrew M Dai, Orhan Firat, Melvin Johnson, Dmitry Lepikhin, Alexandre Passos, Siamak Shakeri, Emanuel Taropa, Paige Bailey, Zhifeng Chen, et al. Palm 2 technical report. *arXiv preprint arXiv:2305.10403*, 2023.
- [22] Lijun Yu, Yong Cheng, Kihyuk Sohn, José Lezama, Han Zhang, Huiwen Chang, Alexander G Hauptmann, Ming-Hsuan Yang, Yuan Hao, Irfan Essa, et al. Magvit: Masked generative video transformer. In *Proceedings of the IEEE/CVF Conference on Computer Vision and Pattern Recognition*, pages 10459–10469, 2023.
- [23] Tanzila Rahman, Hsin-Ying Lee, Jian Ren, Sergey Tulyakov, Shweta Mahajan, and Leonid Sigal. Make-a-story: Visual memory conditioned consistent story generation. In *Proceedings of the IEEE/CVF Conference on Computer Vision and Pattern Recognition*, pages 2493–2502, 2023.
- [24] Robin Rombach, Andreas Blattmann, Dominik Lorenz, Patrick Esser, and Björn Ommer. High-resolution image synthesis with latent diffusion models. In *Proceedings of the IEEE/CVF conference on computer vision and pattern recognition*, pages 10684–10695, 2022.
- [25] Yitong Li, Zhe Gan, Yelong Shen, Jingjing Liu, Yu Cheng, Yuexin Wu, Lawrence Carin, David Carlson, and Jianfeng Gao. Storygan: A sequential conditional gan for story visualization. In *Proceedings of the IEEE/CVF Conference on Computer Vision and Pattern Recognition*, pages 6329–6338, 2019.
- [26] Shengming Yin, Chenfei Wu, Huan Yang, Jianfeng Wang, Xiaodong Wang, Minheng Ni, Zhengyuan Yang, Linjie Li, Shuguang Liu, Fan Yang, et al. Nuwa-xl: Diffusion over diffusion for extremely long video generation. *arXiv preprint arXiv:2303.12346*, 2023.
- [27] Han Lin, Abhay Zala, Jaemin Cho, and Mohit Bansal. Videodirectorgpt: Consistent multi-scene video generation via llm-guided planning. *arXiv preprint arXiv:2309.15091*, 2023.
- [28] Fuchen Long, Zhaofan Qiu, Ting Yao, and Tao Mei. Videodrafter: Content-consistent multi-scene video generation with llm. *arXiv preprint arXiv:2401.01256*, 2024.
- [29] Josh Achiam, Steven Adler, Sandhini Agarwal, Lama Ahmad, Ilge Akkaya, Florencia Leoni Aleman, Diogo Almeida, Janko Altmenschmidt, Sam Altman, Shyamal Anadkat, et al. Gpt-4 technical report. *arXiv preprint arXiv:2303.08774*, 2023.
- [30] Calvin Luo. Understanding diffusion models: A unified perspective. *arXiv preprint arXiv:2208.11970*, 2022.
- [31] Aditya Ramesh, Mikhail Pavlov, Gabriel Goh, Scott Gray, Chelsea Voss, Alec Radford, Mark Chen, and Ilya Sutskever. Zero-shot text-to-image generation. In *International conference on machine learning*, pages 8821–8831. Pmlr, 2021.

- [32] Diederik P Kingma and Max Welling. Auto-encoding variational bayes. *arXiv preprint arXiv:1312.6114*, 2013.
- [33] Ting Chen. On the importance of noise scheduling for diffusion models. *arXiv preprint arXiv:2301.10972*, 2023.
- [34] Olaf Ronneberger, Philipp Fischer, and Thomas Brox. U-net: Convolutional networks for biomedical image segmentation. In *Medical image computing and computer-assisted intervention—MICCAI 2015: 18th international conference, Munich, Germany, October 5-9, 2015, proceedings, part III 18*, pages 234–241. Springer, 2015.
- [35] William Peebles and Saining Xie. Scalable diffusion models with transformers. In *Proceedings of the IEEE/CVF International Conference on Computer Vision*, pages 4195–4205, 2023.
- [36] Alec Radford, Jong Wook Kim, Chris Hallacy, Aditya Ramesh, Gabriel Goh, Sandhini Agarwal, Girish Sastry, Amanda Askell, Pamela Mishkin, Jack Clark, et al. Learning transferable visual models from natural language supervision. In *International conference on machine learning*, pages 8748–8763. PMLR, 2021.
- [37] Fabian Caba Heilbron, Victor Escorcia, Bernard Ghanem, and Juan Carlos Niebles. Activitynet: A large-scale video benchmark for human activity understanding. In *Proceedings of the IEEE conference on computer vision and pattern recognition*, pages 961–970, 2015.
- [38] Gemini Team, Rohan Anil, Sebastian Borgeaud, Yonghui Wu, Jean-Baptiste Alayrac, Jiahui Yu, Radu Soricut, Johan Schalkwyk, Andrew M Dai, Anja Hauth, et al. Gemini: a family of highly capable multimodal models. *arXiv preprint arXiv:2312.11805*, 2023.
- [39] OpenAI. Gpt-4 technical report. *arXiv preprint arXiv:2303.08774*, 2023a, 2023.
- [40] OpenAI. Gpt-4v(ision) system card, 2023b. <https://openai.com/research/gpt-4v-system-card>, 2023.
- [41] Sergey Tulyakov, Ming-Yu Liu, Xiaodong Yang, and Jan Kautz. Mocogan: Decomposing motion and content for video generation. In *CVPR*, pages 1526–1535, 2018.
- [42] Antonia Creswell, Tom White, Vincent Dumoulin, Kai Arulkumaran, Biswa Sengupta, and Anil A Bharath. Generative adversarial networks: An overview. *IEEE signal processing magazine*, 35(1):53–65, 2018.
- [43] Carl Doersch. Tutorial on variational autoencoders. *arXiv preprint arXiv:1606.05908*, 2016.
- [44] Jonathan Ho, William Chan, Chitwan Saharia, Jay Whang, Ruiqi Gao, Alexey Gritsenko, Diederik P Kingma, Ben Poole, Mohammad Norouzi, David J Fleet, et al. Imagen video: High definition video generation with diffusion models. *arXiv preprint arXiv:2210.02303*, 2022.
- [45] Hritik Bansal, Da Yin, Masoud Monajatipoor, and Kai-Wei Chang. How well can text-to-image generative models understand ethical natural language interventions? *arXiv preprint arXiv:2210.15230*, 2022.
- [46] Yixin Wan, Arjun Subramonian, Anaelia Ovalle, Zongyu Lin, Ashima Suvarna, Christina Chance, Hritik Bansal, Rebecca Pattichis, and Kai-Wei Chang. Survey of bias in text-to-image generation: Definition, evaluation, and mitigation. *arXiv preprint arXiv:2404.01030*, 2024.
- [47] Wenyi Hong, Ming Ding, Wendi Zheng, Xinghan Liu, and Jie Tang. Cogvideo: Large-scale pretraining for text-to-video generation via transformers. *arXiv preprint arXiv:2205.15868*, 2022.
- [48] Wilson Yan, Yunzhi Zhang, Pieter Abbeel, and Aravind Srinivas. Videogpt: Video generation using vq-vae and transformers. *arXiv preprint arXiv:2104.10157*, 2021.
- [49] Uriel Singer, Adam Polyak, Thomas Hayes, Xi Yin, Jie An, Songyang Zhang, Qiyuan Hu, Harry Yang, Oron Ashual, Oran Gafni, et al. Make-a-video: Text-to-video generation without text-video data. In *ICLR*, 2023.

- [50] Eyal Molad, Eliahu Horwitz, Dani Valevski, Alex Rav Acha, Yossi Matias, Yael Pritch, Yaniv Leviathan, and Yedid Hoshen. Dreamix: Video diffusion models are general video editors. *arXiv preprint arXiv:2302.01329*, 2023.
- [51] Duygu Ceylan, Chun-Hao P Huang, and Niloy J Mitra. Pix2video: Video editing using image diffusion. In *Proceedings of the IEEE/CVF International Conference on Computer Vision*, pages 23206–23217, 2023.
- [52] Oran Gafni, Adam Polyak, Oron Ashual, Shelly Sheynin, Devi Parikh, and Yaniv Taigman. Make-a-scene: Scene-based text-to-image generation with human priors. In *European Conference on Computer Vision*, pages 89–106. Springer, 2022.
- [53] Jun Xu, Tao Mei, Ting Yao, and Yong Rui. Msr-vtt: A large video description dataset for bridging video and language. In *Proceedings of the IEEE conference on computer vision and pattern recognition*, pages 5288–5296, 2016.
- [54] Xin Wang, Jiawei Wu, Junkun Chen, Lei Li, Yuan-Fang Wang, and William Yang Wang. VateX: A large-scale, high-quality multilingual dataset for video-and-language research. In *Proceedings of the IEEE/CVF International Conference on Computer Vision*, pages 4581–4591, 2019.
- [55] Diederik P Kingma and Jimmy Ba. Adam: A method for stochastic optimization. *arXiv preprint arXiv:1412.6980*, 2014.
- [56] Ziqi Huang, Yinan He, Jiashuo Yu, Fan Zhang, Chenyang Si, Yuming Jiang, Yuanhan Zhang, Tianxing Wu, Qingyang Jin, Nattapol Chanpaisit, et al. Vbench: Comprehensive benchmark suite for video generative models. *arXiv preprint arXiv:2311.17982*, 2023.

A Limitations

While there are numerous text-to-video generative models, our work focuses on diffusion-based T2V models due to their higher visual quality and better latency in comparison to autoregressive models [19]. In our work, we argue that the text conditioning mechanism is unified across diffusion T2V models, and thus TALC framework should generalize to various model architectures. Specifically, we perform our experiments with ModelScope, a latent diffusion model, and Lumiere, a diffusion model that operates in the raw video space. In the future, it will be helpful to adopt TALC for multi-scene video generation in novel training and model design paradigms.

In this work, we evaluate the multi-scene video generation capabilities up to four scenes. This is at par with the number of scenes in prior multi-scene video generation works [18, 23]. In our experiments, we further show that the performance of the models degrades as we generate more scenes, and hence, we limited ourselves to four scenes. A relevant future direction would be to expand the quality of multi-scene video-text data beyond four scenes and finetune T2V models using TALC framework.

In addition, we perform human annotations using Amazon Mechanical Turkers (AMT) where most of the workers primarily belong to the US and Canada (hourly rate - \$18 per hour). Hence, the human annotations in this work do not represent the diverse demographics around the globe. As a result, our human annotations reflect the perceptual biases of the annotators from Western cultures. In the future, it will be pertinent to assess the impact of diverse groups on our human evaluations. Finally, we acknowledge that the text-to-video generative models can perpetrate societal biases in their generated content [45, 46]. It is critical that future work quantifies this bias in the generated videos and provides methods for safe deployment of our models.

B Detailed Related Work

Text-to-Video Generative Modeling. The field of text-to-video (T2V) synthesis has significantly evolved from its inception with models like VGAN [2] and MoCoGAN [41], leveraging the foundational technologies of GANs [42] and VAEs [43] to produce concise, single-scene videos. The narrative depth was further expanded through transformer-based architectures such as CogVideo [47] and VideoGPT [48], enhancing the complexity of video content yet remaining within the confines of single scenes. The advent of diffusion models, exemplified by Imagen Video [44], marked a notable advancement in T2V synthesis. Despite these strides, the challenge of creating multi-scene videos that reflect the complexity of the physical world [1, 2, 3] remains. Our work, TALC, extends the capabilities of T2V models to multi-scene storytelling, filling a crucial gap in the synthesis landscape.

Image-to-Video Animation. The exploration of multi-scene video generation, innovative methods such as Lumiere [11] and Make-a-Video [49] have employed a two-step process, transforming text to images and then animating these images into videos. While these approaches have advanced visual quality, they often fall short in weaving seamless multi-scene narratives. This limitation is echoed in the work of Emu Video [7], which underscores the difficulty of achieving narrative coherence across multiple scenes. TALC focuses on direct generation of multi-scene narratives from textual prompts aiming for a narrative flow and visual consistency across scenes.

Multi-Scene Video Generation. The pursuit of multi-scene T2V synthesis has been furthered by recent innovations like Phenaki [18] and Stable Video Diffusion [9], which have explored new frontiers in video generation from textual prompts and the scaling of latent diffusion models, respectively. Additionally, Dreamix [50] and Pix2Video [51] have broadened the scope of diffusion models, applying them to video editing and animation. Despite these advancements, the task of generating videos that convey coherent narratives across multiple scenes remains formidable, highlighted by recent works such as VideoPoet [19], ModelScope [10] and Make-A-Scene [52]. TALC tackles this task and offers a framework that produces videos spanning multiple scenes. We also introduce a nuanced evaluation approach. This approach integrates both automated assessments and human evaluations to rigorously gauge the quality and narrative coherence of the generated content, evaluating text adherence, object consistency and background consistency, contributing to the ongoing refinement of T2V synthesis.



Figure 6: **Examples of multi-scene video generation baselines.** (a) Generating video on the merged descriptions, leads to a poor text-video alignment. (b) Generating videos for the individual text descriptions and concatenate them temporally, leads to a lack of visual consistency. (c) Our approach (TALC) enhances the scene-level text-video alignment and maintains visual consistency.

C Qualitative comparison between baselines and TALC

We provide an qualitative example to showcase the benefit of TALC over merging captions and merging videos baselines in Figure 6.

D Prompt for Multi-Scene Caption Generation

We present the prompt used to generate multi-scene captions using large multimodal model, Gemini-Pro-Vision, in Figure 7. In particular, we utilize Gemini-Pro-Vision since it can reason over multiple image sequences. Specifically, we provide the multimodal model with a video frame from each of the segmented videos and the single caption for the entire video present in the original video-text datasets.

Your task is to create captions for a series of images, each taken from different video scenes. For every image shown, craft a 7-10 word caption (7-10 words) that precisely describes what's visible, while also linking these captions into a fluid, engaging story. A common caption will be given to help guide your narrative, ensuring a smooth transition between scenes for a cohesive story flow. Remember to not hallucinate in your responses.

Common Caption: {caption}

Figure 7: Prompt to generate multi-scene caption using large multimodal models.

E Source datasets for multi-scene video-text data creation

To construct a multi-scene video-text dataset, we utilize existing dataset that include natural (real) videos and associated high-quality human-written captions that summarize the entire video. Specifically, we choose MSR-VTT [53] and VaTeX [54]. Most of the videos in MSR-VTT are 10-30 seconds long while VaTeX consists 10 seconds long videos. In addition, each video in MSR-VTT and VaTeX consists 20 captions and 10 captions, respectively, out of which one is selected at random for multi-scene data generation. As described above, a single video is cut into multiple video segments using Pyscene library. In our experiments, we retain the first four video segments and discard any additional segments if the library generates more than four. Since the accuracy of the multi-scene captioning and the computational demands during finetuning are influenced by the number of scenes, we

opt to limit the scene count to four for our experiments. However, future work could employ similar methodologies to scale the number of scenes, given more computing power and advanced multi-scene captioning models. We provide the data statistics for the final multi-scene data in Appendix §K.

F Task Prompts

F.1 Single character in multiple visual contexts

We present the prompt used to generate multi-scene text descriptions for single character in multiple visual contexts from GPT-4 in Figure 8.

Create four concise continuous movie scenes (7-10 words) focusing on a specific real-world character. The scenes should form a cohesive narrative.

Guidelines:

Choice of Character: Select a real-world animal as the focal point of your scenes.
Scene Description: Clearly describe the setting, actions, and any notable elements in each scene.
Connection: Ensure that the scenes are logically connected, with the second scene following on from the first.
Brevity and Precision: Keep descriptions short yet vividly detailed.

Example:

Character: polar bear
Scene 1: A polar bear navigates through a icy landscape.
Scene 2: The polar bear hunts seals near a crack in the ice.
Scene 3: The polar bear feasts on the seal.
Scene 4: The polar bear curls up for a nap.

Now it's your turn.

Figure 8: GPT-4 Prompt to generate multi-scene prompts for single character in multiple visual contexts.

F.2 Different characters in a specific visual context

We present the prompt used to generate multi-scene text descriptions for different characters in a specific visual context from GPT-4 in Figure 9.

Create four concise scene descriptions (7-10 words) where different characters perform identical action/events.

Choice of Characters: Select four real-world animals as the focal point of the individual scenes.
Background Consistency: Ensure that the background is consistent in both the scenes.
Brevity and Precision: Keep descriptions short yet vividly detailed.

Example:

Characters: teddy bear, panda, grizzly bear, polar bear
Scene 1: A teddy bear swims under water.
Scene 2: A panda swims under the same water.
Scene 3: A panda swims under the same water.
Scene 4: A panda swims under the same water.

Now it's your turn.

Figure 9: GPT-4 Prompt to generate multi-scene prompts for different characters in a specific visual context.

G Automatic Evaluation Prompt

We present the prompt used to perform automatic evaluation of the multi-scene generated videos using large multimodal model, GPT-4-Vision, in Figure 10. We utilize GPT-4-Vision for automatic evaluation since it can reason over multiple images. Specifically, we provide the multimodal model with four video frames for each scene in the generated video. The model has to provide its judgments based on the entity consistency, background consistency, and text adherence of the video frames.

You are a capable video evaluator. You will be shown a text script with two-scene descriptions where the events/actions . Video generating AI models receive this text script as input and asked to generate relevant videos. You will be provided with eight video frames from the generated video. Your task is to answer the following questions for the generated video.

1. Entity Consistency: Throughout the video, are entities consistent? (e.g., clothes do not change without a change described in the text script)
2. Background Consistency: Throughout the video, is the background consistent? (e.g., the room does not change described in the text script)
3. Text Adherence: Does the video adhere to the script? (e.g., are events/actions described in the script shown in the video accurately and in the correct temporal order)

Respond with NO, PARTIALLY, and YES for each category at the end. Do not provide any additional explanations.

Two-scene descriptions:

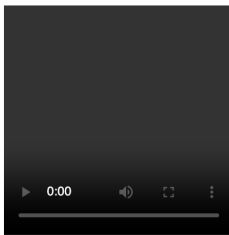
Scene 1: {scene1}
Scene 2: {scene2}

Figure 10: Prompt used to perform automatic evaluation of the multi-scene generated videos. We use this prompt when the number of scenes in the task prompt is two.

H Human Evaluation Screenshot

We present the screenshot for the human evaluation in Figure 11. Specifically, we ask the annotators to judge the visual quality, entity consistency, background consistency, and text adherence of the multi-scene generated videos across diverse task prompts and number of scenes.

Answer the following questions based on the multiple-scene descriptions and the candidate generated video.



Multi-Scene Descriptions: \${multi_scene_description}

Does the video exhibit a good **Visual Quality**? (are there are any flimsy frames, shaky images, and undesirable artifacts in the video?)

Yes Partially No

Does the video exhibit **Entity Consistency**? (entities are consistent e.g., the shape and features of the animal do not change unless specified)

Yes Partially No

Does the video exhibit **Background Consistency**? (background is consistent when required e.g., the room does not change without a change described in the scene description)

Yes Partially No

Does the video exhibit **Text Adherence**?

Yes Partially No

Submit

Figure 11: Human Annotation Layout

I Fine-grained Analysis

We present the automatic evaluation results across task prompts (§I.1) and number of scenes (§I.2).

I.1 Task Prompts

We compare the performance of the baselines and TALC framework across different task prompts in Table 1. We find that the TALC-finetuned model achieves the highest overall score over all the baselines. Specifically, we find that the TALC framework achieves a high visual consistency with scores close to the merging captions baseline. Further, we observe that the TALC framework achieves a higher text adherence in comparison to the merging captions, with or without finetuning, across all the task prompts.

Table 1: **Automatic evaluation results across task prompts.** Here, S1 refers to the single character in multiple visual contexts. S2 refers to the different characters in a specific visual context. S3 refers to the multi-scene captions from real videos. We abbreviate Finetuning as F.T., Visual consistency as V.C., Text adherence as T.A.

Method	S1			S2			S3		
	V.C.	T.A.	Overall	V.C.	T.A.	Overall	V.C.	T.A.	Overall
Merging captions (Base)	95.9	43.8	69.9	99.5	21.5	60.5	81.9	32.0	56.9
Merging videos (Base)	69.4	71.5	70.5	71.2	82.3	76.7	57.9	58.7	58.3
TALC (Base)	93.6	48.3	71.0	99.3	57.3	78.3	81.4	36.1	58.8
Merging captions (F.T.)	94.2	57.1	75.7	94.9	31.2	63.1	50.8	24.3	37.5
TALC (F.T.)	93.3	62.6	77.9	98.9	76.3	87.6	79.7	47.9	63.8

I.2 Number of Scenes

We compare the performance of the baselines and TALC framework across different number of generated scenes in Table 2. We find that the TALC-finetuned model outperforms all the baselines in this setup. In addition, we find that the visual consistency of the TALC framework does not change much with the number of the scenes. However, we find that the text adherence of the baselines and TALC framework reduces with the number of generated scenes. The text adherence scores of the merging videos does not change with the number of scenes as it generates the videos for the individual scenes independently.

Table 2: **Automatic evaluation results across different number of scenes in the task prompts.** We abbreviate Finetuning as F.T., visual consistency as V.C., and Text Adherence as T.A.

	# scenes = 2			# scenes = 3			# scenes = 4		
	V.C.	T.A.	Overall	V.C.	T.A.	Overall	V.C.	T.A.	Overall
Merging captions (Base)	93.2	34.4	63.8	92.5	33.0	62.7	87.4	29.9	58.6
Merging videos (Base)	66.7	69.9	68.3	65.2	71.9	68.6	63.5	70.7	67.1
TALC (Base)	92.6	54.4	73.5	89.8	48.0	68.9	87.3	39.3	63.3
Merging captions (F.T.)	87.7	45.7	66.7	83.2	39.5	61.4	60.0	27.4	43.7
TALC (F.T.)	88.5	66.6	77.5	90.7	64.1	77.4	87.8	56.1	71.9

J Inference Details

We provide the details for sampling multi-scene videos from the ModelScope and Lumiere T2V models in Table 3 and Table 4, respectively.

Table 3: Sampling setup for ModelScope T2V model.

Resolution	256 × 256
Number of video frames per scene	16
Guidance scale	12
Sampling steps	100
Noise scheduler	DPMSolverMultiStepScheduler

K Multi-Scene Data Statistics

We provide the details for the multi-scene video-text dataset in Table 5.

L Finetuning Details

We provide the details for finetuning ModelScope T2V model with TALC framework in Table 6.

⁴<https://huggingface.co/damo-vilab/text-to-video-ms-1.7b/tree/main>

Table 4: Sampling setup for Lumiere T2V model.

Resolution	1024 × 1024
Number of video frames per scene	80
Guidance scale	8
Sampling steps	256
Noise scheduler	DPMSolverMultiStepScheduler

Table 5: Multi Scene Video-Text Data Statistics

Number of entire videos	7107
% of single scene	27.3%
% of two scenes	25.4%
% of three scenes	31.3%
% of four scenes	16.0%
Number of video scene-caption instances	20177

M Visual quality of the generated videos.

We compare the visual quality of the generated videos using human evaluation in Table 7. We find that the visual quality of videos generated from the base model ranges from 80.5 – 86.5 using the baselines and TALC framework. However, we observe that the visual quality of generated videos is quite poor for the model finetuned with merging captions with a score of 63.4 points. This highlights that finetuning a T2V model with multi-scene video-text data by naively merging the scene-specific descriptions in the raw text space leads to undesirable artifacts in the generated video. Finally, we find that the TALC-finetuned model (83.3) achieves a video quality score similar to that of the TALC-base model (84.5), indicating that our finetuning data preserves the visual quality observed during the model’s pretraining.

N Single-Scene Video Generation

To ascertain that our model’s new multi-scene generation function does not detract from its single-scene generation performance, we conducted a series of evaluations using the VBench framework [56]. VBench offers a robust analysis of various video generation aspects such as adherence to text prompts, stylistic integrity, semantic coherence, and overall aesthetic quality.

Our analysis, shown in Table 8, establishes a refined baseline: ModelScope (Single-Scene Finetuning), fine-tuned on single-scene video generation data. This process yielded an average score of 0.48, indicating a decrease from the base ModelScope’s average score of 0.63. This suggests that the optimizations in the base model, such as integrating high-quality images, are not fully utilized in single-scene fine-tuning.

Interestingly, fine-tuning the model on multi-scene data (ModelScope - Multi-Scene Finetuning) resulted in improved performance with an average score of 0.59, surpassing the single-scene fine-tuned version. This indicates that multi-scene data enriches the model’s understanding of video content, enhancing both multi-scene and single-scene video generation.

This comparison highlights the importance of data curation and fine-tuning strategies, showing that our approach not only enables complex multi-scene narratives but also improves single-scene video generation.

Table 6: Training details for the TALC-finetuned ModelScope T2V model.

Base Model	ModelScope ⁴
Trainable Module	UNet
Frozen Modules	Text Encoder, VAE
Batch size	20
Number of GPUs	5 Nvidia A6000
Resolution	256 × 256
Crop	CenterCrop
Learning Rate Scheduler	Constant
Peak LR	1.00E-05
Warmup steps	1000
Optimizer	Adam (0.9, 0.999, 1e-2, 1e-8) [55]
Max grad norm	1
precision	fp16
Noise scheduler	DDPM
Number of frames per video scene	8
prediction type	epsilon


Table 7: **Human evaluation results on the visual quality of the generated videos from ModelScope.** We observe that the visual quality of the generated videos are close to each other for the base model. However, finetuning the model with merging captions reduces the video quality by a large margin while TALC-finetuned model retains the video quality.

Method	Quality
Merging Captions (Base)	80.5
Merging Videos (Base)	86.5
TALC (Base)	84.5
Merging Captions (F.T.)	63.4
TALC (F.T.)	83.3


Table 8: Single-Scene Evaluation Results using VBench, comparing the base model, when it is fine-tuned on multi-scene data, and single-scene data (‘f.t.’ stands for fine-tuned). Our analysis shows ModelScope (Single-Scene Finetuning) as a refined baseline with an average score of 0.48, compared to the base ModelScope’s 0.63. Fine-tuning on multi-scene data (ModelScope - Multi-Scene Finetuning) yields an improved score of 0.59, highlighting the efficacy of multi-scene data in enhancing video generation performance.

Dimension	ModelScope (Base)	ModelScope (Multi-scene f.t.)	ModelScope (Single-Scene f.t.)
Appearance style	0.23	0.24	0.21
Color	0.85	0.83	0.78
Human action	0.96	0.92	0.75
Object class	0.86	0.77	0.42
Overall consistency	0.26	0.26	0.22
Spatial relationship	0.35	0.29	0.14
Subject consistency	0.90	0.83	0.75
Temporal flickering	0.97	0.89	0.86
Temporal style	0.26	0.25	0.21
Average	0.63	0.59	0.48

One character multiple contexts



Multiple character same context



Open-ended scenes



Figure 12: Examples of videos generated by Time-Aligned Captions (TALC)