

Multi-Margin Cosine Loss: Proposal and Application in Recommender Systems

Makbule Gulcin Ozsoy
London, UK
makbulegulcin@gmail.com

ABSTRACT

Recommender systems guide users through vast amounts of information by suggesting items based on their predicted preferences. Collaborative filtering-based deep learning techniques have regained popularity due to their straightforward nature, relying only on user-item interactions. Typically, these systems consist of three main components: an interaction module, a loss function, and a negative sampling strategy. Initially, researchers focused on enhancing performance by developing complex interaction modules. However, there has been a recent shift toward refining loss functions and negative sampling strategies. This shift has led to an increased interest in contrastive learning, which pulls similar pairs closer while pushing dissimilar ones apart. Contrastive learning may bring challenges like high memory demands and under-utilization of some negative samples. The proposed Multi-Margin Cosine Loss (MMCL) addresses these challenges by introducing multiple margins and varying weights for negative samples. It efficiently utilizes not only the hardest negatives but also other non-trivial negatives, offers a simpler yet effective loss function that outperforms more complex methods, especially when resources are limited. Experiments on two well-known datasets demonstrated that MMCL achieved up to a 20% performance improvement compared to a baseline loss function when fewer number of negative samples are used.

CCS CONCEPTS

• Information systems → Recommender systems; • Computing methodologies → Neural networks.

KEYWORDS

Recommender systems, Loss function

ACM Reference Format:

Makbule Gulcin Ozsoy. 2018. Multi-Margin Cosine Loss: Proposal and Application in Recommender Systems. In *Proceedings of Make sure to enter the correct conference title from your rights confirmation email (Conference acronym 'XX)*. ACM, New York, NY, USA, 8 pages. <https://doi.org/XXXXXXXX.XXXXXXX>

Permission to make digital or hard copies of all or part of this work for personal or classroom use is granted without fee provided that copies are not made or distributed for profit or commercial advantage and that copies bear this notice and the full citation on the first page. Copyrights for components of this work owned by others than the author(s) must be honored. Abstracting with credit is permitted. To copy otherwise, or republish, to post on servers or to redistribute to lists, requires prior specific permission and/or a fee. Request permissions from permissions@acm.org.
Conference acronym 'XX, June 03–05, 2018, Woodstock, NY
© 2018 Copyright held by the owner/author(s). Publication rights licensed to ACM.
ACM ISBN 978-1-4503-XXXX-X/18/06...\$15.00
<https://doi.org/XXXXXXXX.XXXXXXX>

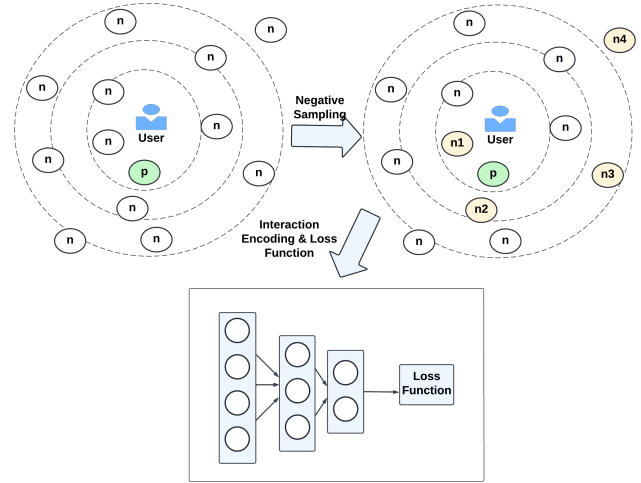


Figure 1: Three major components for a deep-learning based CF model: (i) interaction encoder, (ii) loss function and (iii) negative sampling. A user interacts with an item p (e.g., purchases a product). From the remaining negative items n , four negatives, n_1 - n_4 , are sampled. The sampled negative items, positive item and user representations are fed into the interaction encoding and loss function modules for computation.

1 INTRODUCTION

Numerous web applications like YouTube, Amazon, Spotify use recommendation systems (RS) suggest items such as videos, products, and music tracks by estimating user preferences. RS utilize various methods, from traditional methods like collaborative filtering (CF), content-based filtering, matrix factorization [10, 15] to more recent techniques like deep learning, reinforcement learning, language models [7, 11, 19, 21, 26, 27, 38]. Recently, CF-based deep learning techniques have regained popularity due to their simplicity, efficacy, and reliance solely on user-item interactions. These methods are composed of three main components: interaction encoder, loss function and negative sampling strategy, Figure 1 illustrates these steps: A user interacts with an item p (e.g., purchases a product), and four negative items, n_1 - n_4 , are sampled. The sampled negative items, positive item and user representations are then used by the interaction encoding and loss function modules for the computations and making recommendations.

SimpleX [18] demonstrated that a simple interaction encoding model with a well-designed loss function can outperform more complex techniques, shifting focus in RS towards loss functions and negative sampling strategies. Recent studies have analyzed the impact of loss functions on recommendation performance, and

developed new ones to address challenges like popularity bias and robustness [14, 23, 28, 30, 31, 34, 35]. These efforts increased the interest in contrastive learning within RS domain.

Contrastive learning models aim to learn representations by bringing similar pairs closer while separating dissimilar pairs. For an efficient contrastive learning system, three key components have been identified [29]: heavy data augmentation, large batch size and hard-negative sampling. While using larger batch sizes and more negative samples introduce more diverse and 'hard'-negative samples to the system, they require more memory as a side-effect. A common approach is to use a margin parameter to distinguish 'hard'-negatives from the rest. However, this approach sets only a single threshold, failing to fully utilize all available negative samples efficiently.

In this work, we hypothesise that using all non-trivial negative instances, not just the hardest, allows the model to generalize more efficiently, even with fewer negative samples or smaller batch sizes. Assigning different weights to varying levels of "hardness" in negative instances—such as giving higher weight to the hardest negatives and relatively lower weights to easier ones—can enhance performance. For this purpose, we propose Multi-Margin Cosine Loss (MMCL), a simple yet efficient loss function, that uses multiple margins and assigns different weights to different levels of negative instances. The main contributions of this work are:

- We proposed Multi-Margin Cosine Loss (MMCL), which introduces multiple margins and weights for negative instances. It allows consideration of not only the hardest negatives but also 'semi-hard' and 'semi-easy' negatives. The ability of assigning different weights enables tuning the importance of each level of negative samples.
- We conducted experiments on two well-known recommender system datasets, comparing MMCL's performance to state-of-the-art loss functions.
- MMCL performs comparably to state-of-the-art contrastive loss functions with a large negative sample size (e.g., 800) and achieves up to a 20% performance improvement over baseline loss functions with smaller sample sizes (e.g., 10 or 100).

The paper is structured as follows: Section 2 provides background on recommender systems, contrastive learning and loss functions. Section 3 presents the proposed Multi-Margin Cosine Loss (MMCL). Section 4 details the experimental setup and evaluation results. Section 5 discusses the conclusion and future directions.

2 RELATED WORK

In this section, background information on recommender systems (RS), overview of loss functions used in RS and details on contrastive loss functions are presented.

2.1 Collaborative Filtering-based Recommender Models

Recommender systems (RS) estimate users' preferences and recommend items based on historical user-item interaction. Recently, CF-based deep learning techniques have regained popularity due to their simplicity, efficacy, and reliance solely on user-item interactions. These systems consist of three main components (Figure

1): **(i) Interaction encoder** learns embeddings of each user and item. It has been primary focus in the field for many years and various techniques have been employed, such as vector embeddings, multi-layer perceptrons, auto-encoders, attention networks, transformers, graph neural networks, reinforcement learning techniques [3, 11, 19, 21, 22, 26, 27, 38]. Although these methods improve performance, their complexity has increased. Efficient models are in higher demand for practical applications. **(ii) Loss function:** Common loss functions in RS include Binary Cross-Entropy (BCE) [11], Bayesian Personalized Ranking (BPR) [24] or mean square error (MSE) [2]. Inspired by advancements in computer vision and natural language processing, new loss functions utilizing both positive and negative instances and contrastive learning approaches receive increased focus in RS applications. **(iii) Negative sampling** samples a subset of negative instances from a larger set. In RS, there are vast amount of negative or unobserved instances compared to positive ones and to improve training efficiency negative sampling techniques are applied. Various strategies exist in the literature, such as random, popularity-based and GAN-based sampling [1, 6, 13, 17, 32, 36].

2.2 Overview of Loss Functions used in Recommender Systems

There are three common types of loss functions in RS: **(i) Point-wise loss** measures the distance between predicted and expected labels, using each instance independently, i.e., either a positive or a negative instance is used at a time. Examples in RS include Binary Cross Entropy (BCE) [11], Mixed-centric (MCL) [8] and User Interest Boundary (UIB) [39] losses. **(ii) Pair-wise loss** compares pair of items to decide the optimal ordering. Examples used in RS include Bayesian Personalized Ranking (BPR) [24] and Collaborative Metric Learning (CML) [12] losses **(iii) Set-wise loss** generalizes pairwise loss functions by considering multiple negative items for a single positive item. Examples used in RS include Cosine Contrastive Loss (CCL) [18], Sampled Softmax (SSM) [31], Bias-aware Contrastive (BC) [34] losses.

Another direction in RS involves using automated machine learning (AutoML) techniques to explore loss functions, such as AutoLoss[37], AutoLossGen [16], which combine or generate new loss functions automatically. Well-designed loss functions and AutoML techniques complement each other and enhance RS performance. For instance, SimpleX [18] showed that a well-designed loss function enables a simple model to outperform more complex ones, sparking interest in loss functions for RS. Recent studies have analyzed the impact of loss functions on RS performance and developed new ones to address challenges, like popularity bias [14, 23, 28, 30, 31, 34, 35], highlighting contrastive learning as a significant trend.

2.3 Contrastive Learning

In machine-learning, contrastive learning gained attention attention for its better performance, as it learns representations by bringing similar pairs closer and separating dissimilar ones.

Scientific Notation: Given a set of users, U , and items, I , user-item interaction can be represented as $R \in \{0, 1\}^{|U| \times |I|}$, where $r_{ui} = 1$ indicates positive interactions and $r_{ui} = 0$ indicate negative

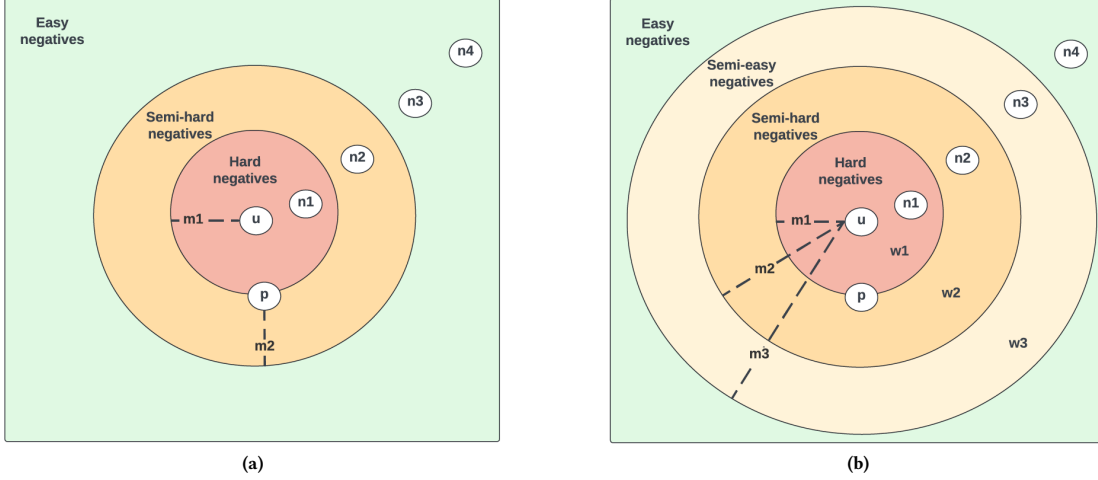


Figure 2: (a) Margin m defines a radius, which makes the model to pay attention to harder-negatives. In Contrastive Loss, Eq. 1, the radius is relative to user representation (m_1). In Triplet Loss, Eq. 3 it is relative to positive item (m_2). (b) Proposed Multi-Margin Cosine Loss (MMCL), Eq. 7, filters not only the hardest-negatives but also other non-trivial negatives, using multiple margins, m_1, m_2, m_3 , and assigns different weights to each level, w_1, w_2, w_3 .

interactions. Positive interactions form the set of positive instances: $I_u^+ = \{i \in I | r_{ui} = 1\}$ and negative interactions form the set of negative instances: $I_u^- = \{i \in I | r_{ui} = 0\}$. Various loss functions, f , are used for training, utilizing predicted relevance $s(u, i)$, predicted distance $d(u, i)$ and actual label $l(u, i)$ of the user-item interactions. Some loss functions also use margin m and weight w parameters. Common contrastive loss functions are summarized below:

Contrastive loss [5] is one of the earliest contrastive loss functions. For a user u and item i (i.e., $i \in I^+$ or $i \in I^-$), the goal is to make positive items closer and the negative items further away from the user. Its equation is:

$$L_{Contr.} = \frac{1}{2} \sum_{x \in I} Y_i d(u, i)^2 + (1 - Y_i) \max(0, m - d(u, i))^2 \quad (1)$$

In the equation, Y_i function returns 1 if item is positive (i.e., $i \in I^+$) and 0 otherwise. Margin m defines a radius making the model to pay attention to hard-negatives, which are negative instances which has the lowest distance (i.e., most similar) to the user representation. Figure 2a illustrates this concept, where margin m_1 filters negative samples. As the result, only n_1 , which is in the hard-negatives area, and positive item p are used for the computations.

Following a similar concept, Cosine Contrastive Loss (CCL), proposed by SimpleX [18], is one of the first application of contrastive loss in RS. CCL utilizes a set of negative items and cosine similarity instead of distance. Its equation is:

$$L_{CCL} = \sum_{i \in I^+, NCI^-} 1 - s(u, i) + \frac{w}{N} \sum_{j \in N} \max(0, s(u, j) - m) \quad (2)$$

Triplet loss [25] is another commonly used contrastive loss function, originally proposed for face recognition in FaceNet [25]. Using triplets of user u , positive item $i \in I^+$ and negative item $j \in I^-$, triplet loss aims to minimize distance between the user and the

positive item while maximizing the distance between the user and the negative item. Its equation:

$$L_{Triplet} = \sum_{i \in I^+, j \in I^-} \max(0, d(u, i)^2 - d(u, j)^2 + m) \quad (3)$$

In the equation, margin m defines a radius: (i) If the distance of negative item to the user is less than the distance of the positive item, $d(u, n) < d(u, p)$, it is considered a hard negative. (ii) If the distance of negative item is between the distance of the positive item and the sum of the positive item distance and margin, $d(u, p) < d(u, n) < d(u, p) + m$, it is a semi-hard negative. Both hard and semi-hard negatives are included in the computations. In Figure 2a, the margin m_2 is used for filtering negative samples. As the result, n_1 and n_2 , which are in the radius of positive item p , are used for the computations.

InfoNCE loss [20] builds on Noise Contrastive Estimation (NCE) [9], which distinguishes the target data from noise. It ranks the positive samples higher. Its equation is:

$$L_{InfoNCE} = - \sum_{i \in I^+} \log \frac{\exp(s(u, i))}{\exp(s(u, i)) + \sum_{j \in N} \exp(s(u, j))} \quad (4)$$

AdvInfoNCE[35] enhances InfoNCE loss by adaptively exploring and assigning a difficulty level to each negative instance in an adversarial manner.

Bilateral SoftMax Loss [30] is a recent addition to RS loss functions. It extends softmax loss (SL) by applying normalization techniques to both positive and negative instances, enhancing robustness to noisy data. Its equation is:

$$L_{BSL} = -\tau_1 \log \mathbb{E}_{i \sim P^+} \frac{\exp(s(u, i))}{\tau_1} + \tau_2 \log \mathbb{E}_{j \sim P^-} \frac{\exp(s(u, j))}{\tau_2} \quad (5)$$

In the equation, P is the distribution of instances, \mathbb{E} is the expectation, and τ are the temperatures of components.

3 PROPOSED LOSS FUNCTION

In this section, discuss the generalization of contrastive loss functions, explain the rationale behind the proposed Multi-Margin Cosine Loss (MMCL) function and provide its details.

3.1 Generalized Contrastive Loss

From the loss functions summarized in the related work section, we can generalize the contrastive loss as follows:

$$L_{Contr}^{Gen} = \sum_{i \in I+, N \subset I-} w_p f(u, i) + \frac{w_n}{N} \sum_{j \in N} \max(0, f(u, i, j, m)) \quad (6)$$

In the equation: (i) We used a set-wise loss, computing the loss over a positive instance and a set of N negative samples. Using only one negative sample reduces it to pair-wise loss. (ii) We assigned distinct weights to positive and negative instances, w_p and w_n . Previously, in Contrastive Loss or CCL, w_p is set to 1.0, and in Triplet Loss to 0.0. (iii) We employed a generic function $f(u, i, j, m)$ to represent various combinations of margin m , positive and negative instances, i and j , respectively. The function can vary: InfoNCE does not use a margin; $s(u, j)$. CCL uses similarity between the user and the negative instance and margin; $s(u, j) - m$. Contrastive Loss uses a distance function and margin; $m - d(u, j)$. Triplet Loss uses positive and negative items and margin; $d(u, i) - d(u, j) + m$, where margin is relative to the positive item.

3.2 Motivation for Multi-Margin Cosine Loss

Effective contrastive learning relies on three key components [29]: (i) *Heavy Data Augmentation* techniques generate noisy versions of positive instances to enhance feature generalization; (ii) *Large Batch Size* provides a diverse and challenging set of negative samples, although it can be memory-intensive; (iii) *Hard-Negative Mining* identifies negative samples similar to the anchor (user) but which are negative, i.e., user did not like that item. A solution for incorporating hard negatives is to use large batch sizes or more negative samples. However, this approach suffers from higher memory usage as a side effect. A more efficient solution is to use a margin m in computations to distinguish hard negatives efficiently. In contrastive learning, it is important to effectively utilize negative samples while prioritizing the more challenging ones. Instead of relying on larger batch sizes for introducing more hard negatives, we propose using not only the most challenging but all non-trivial instances, and assigning weights based on their "hardness". This approach allows effective learning with fewer samples or smaller batch sizes, from a diverse set of negative instances.

Training an RS model with contrastive learning helps distinguish similar and dissimilar pairs and learn representations that capture meaningful relationships between users and items. This improves RS performance by generalizing effectively with limited interaction data, understanding a wider range of item similarities and dissimilarities, and ensuring that the negative pairs are diverse and unbiased. We propose Multi-Margin Cosine Loss (MMCL) to address these needs, which enhances contrastive learning by considering multiple margins and weights for improved representation and performance.

Table 1: The statistics of the datasets

	Yelp	Gowalla
#Users	31,668	29,858
#Items	38,048	40,981
#Interactions	1,561,406	1,027,370
#Train	1,237,259	810,128
#Test	324,147	217,242
Density	0.00130	0.00084

3.3 Multi-Margin Cosine Loss

The proposed Multi-Margin Cosine Loss (MMCL) introduces multiple margins and weights for negative instances, considering hardest-negatives other non-trivial negatives; i.e., 'semi-hard', 'semi-easy'-negatives. Weights enable tuning the importance of each level of negatives. Using a similar approach to CCL [18], we extended the generalized contrastive loss. The MMCL equation is as follows:

$$L_{MMCL} = \sum_{i \in I+, N \subset I-} w_p (1 - s(u, i)) + \frac{1}{N} \sum_{j \in N} \sum_{k \in |M|} w_k \max(0, s(u, j) - m_k) \quad (7)$$

In the equation, $|M|$ is the size of the defined margins. Each margin $m_k \in M$ is assigned a different weight, w_k . Similar to CCL, (i) similarity is used for computations: $f(u, i) = 1 - s(u, i)$ and $f(u, i, j, m_k) = s(u, j) - m_k$ and (ii) margins are set relative to the user representation. Figure ?? illustrates MMCL: It uses multiple margins, m_1, m_2, m_3 and assigns different weights w_1, w_2, w_3 . Consequently, not only hardest-negatives, e.g., n_1 , but other non-trivial negatives, e.g., n_2 and n_3 , are selected and used in the computations.

In this section, we introduce the Multi-Margin Loss (MML). We start by discussing the generalization of contrastive loss functions, then we explain the rationale behind the MML function. Finally, we provide a detailed description of the MML function itself.

4 EVALUATION RESULTS

4.1 Evaluation Setup

For comparisons, six loss functions are used: (i) four classical loss functions: BPR, Pairwise Hinge, Softmax Cross-Entropy, and Mean Square Error; (ii) two recently proposed contrastive loss functions: CCL [18] and BSL [30].

We use two commonly used datasets in RS, particularly by recent neural-network-based CF models: (i) Yelp2018 [33]¹ and (ii) Gowalla [4]². These datasets are pre-split, pre-processed, and publicly available and their statistics are summarized in Table 1. We use the datasets as is, without any additional preprocessing or filtering based on popularity or cold-start. All not interacted items are considered candidates, and average results across all users are reported. Performance is evaluated using Recall and NDCG metrics @20, as used by comparison partners, CCL and BSL.

¹Yelp2018: https://huggingface.co/datasets/reczoo/Yelp18_m1

²Gowalla: https://huggingface.co/datasets/reczoo/Gowalla_m1

Table 2: Performance comparison of MMCL and CCL on SimpleX and MF architectures (#Negative samples = 100). Among the all settings, MMCL consistently delivers the best results on the Yelp and Gowalla datasets.

Model	Loss	Early-stop?	Yelp18		Gowalla	
			Recall@20	Ndcg@20	Recall@20	Ndcg@20
SimpleX	CCL (2023)	Y	0.0634	0.0517	0.1622	0.1283
	CCL (2023)	N	0.0679	0.0555	0.1663	0.1319
	MMCL (2024) - Proposed	Y	0.0662	0.0539	0.1723	0.1358
	MMCL (2024) - Proposed	N	0.0706	0.0578	0.1787	0.1412
MF	CCL (2023)	Y	0.0601	0.0490	0.1632	0.1279
	CCL (2023)	N	0.0673	0.0551	0.1783	0.1426
	MMCL (2024) - Proposed	Y	0.0674	0.0550	0.1756	0.1370
	MMCL (2024) - Proposed	N	0.0702	0.0580	0.1816	0.1435

Table 3: Training-Runtime Comparison on MF model (Without early-stopping, 100 epochs). MMCL increases training time per epoch by at most 2 seconds on average.

#Negative samples	Loss	Yelp18			Gowalla		
		Time per epoch	Ratio	Total time	Time per epoch	Ratio	Total time
800	CCL (2021)	77.5 secs	-	~129 mins	66 secs	-	110 mins
	MMCL (2024) - Proposed	78.5 secs	+1.3%	~130 mins	64 secs	-3.0%	~107 mins
100	CCL (2021)	35 secs	-	~58 mins	37 secs	-	~62 mins
	MMCL (2024) - Proposed	35 secs	0.0%	~58 mins	37.5 secs	+1.4%	~63 mins
10	CCL (2021)	31 secs	-	~51 mins	32 secs	-	~53 mins
	MMCL (2024) - Proposed	33 secs	+6.5%	55 mins	33.5 secs	+4.7%	~56 mins

Computations were performed on a P100 GPU with a 30-hour weekly limit, focusing on performance enhancement within this constraint. The MMCL implementation expanded on SimpleX’s code and is shared online³. Experiments using CCL employed SimpleX code[18]⁴ and BSL experiments used BSL code[30]⁵. All experiments were rerun, and results are presented below. Parameters followed the SimpleX paper: Adam optimizer with L_2 regularization, a $1e-4$ learning rate, a 64 embedding dimension, and 100 epochs. The batch size was 512 for Yelp and 256 for Gowalla, with regularizers of $1e-09$ and $1e-08$, respectively. Results with 100 negative samples are presented, unless otherwise specified. The MMCL parameters were determined via grid search. For Yelp, $w_p:w_n$ ranged from [1:150] to [1:450] in increments of 50, and for Gowalla from [1:500] to [1:1000] in increments of 100. Margin values started at [0.9] and expanded to [0.5, 0.6, 0.7, 0.8, 0.9]. Margin weights were adjusted with priority given to the highest margin and reductions made proportionally. As a result, for Yelp, margins set to [0.6, 0.7, 0.8, 0.9] with weights [0.05, 0.15, 0.2, 0.6] and $w_p:w_n$ set to [1:400]. For Gowalla, margins set to [0.7, 0.8, 0.9] with weights of [0.10, 0.15, 0.75] and $w_p:w_n$ set to [1:700]. Baseline loss functions CCL and BSL were rerun using their publicly available code and configurations.

4.2 Evaluation Results

Impact of model architecture and early-stopping SimpleX demonstrated that their CCL loss function, combined with simpler neural network architectures, like SimpleX and Matrix Factorization (MF), outperforms more complex models. They used early-stopping, which halts training when validation performance no longer improves. Table 2 compares the performance of CCL and MMCL on SimpleX and MF architectures, with and without early-stopping. With early-stopping, SimpleX architecture concluded after 33 epochs with CCL and 19 epochs with MMCL, while the MF architecture ended after 19 epochs for both loss functions. The table shows that omitting early-stopping results in better performance for both the CCL and MMCL loss functions on both architectures, in our settings. MMCL consistently delivers the best results on the Yelp and Gowalla datasets. For Yelp, without early-stopping, MMCL outperforms CCL by 3.98% in recall and 4.14% in Ndcg on SimpleX and by 4.31% in recall and 5.26% in Ndcg on MF. On Gowalla, MMCL gains 7.46% in recall and 7.05% in Ndcg on SimpleX, and 1.85% in recall and 0.63% in Ndcg on MF. The relatively lower performance gain on Gowalla is attributed to dataset sparsity, which affects MMCL’s ability to learn sufficiently from positive instances while considering all non-trivial negatives.

Training Runtime Comparison We compare the training runtime of the CCL and MMCL loss functions using the MF architecture in Table 3. The table shows the average time per epoch, change ratio and total training time on the Yelp and Gowalla datasets when

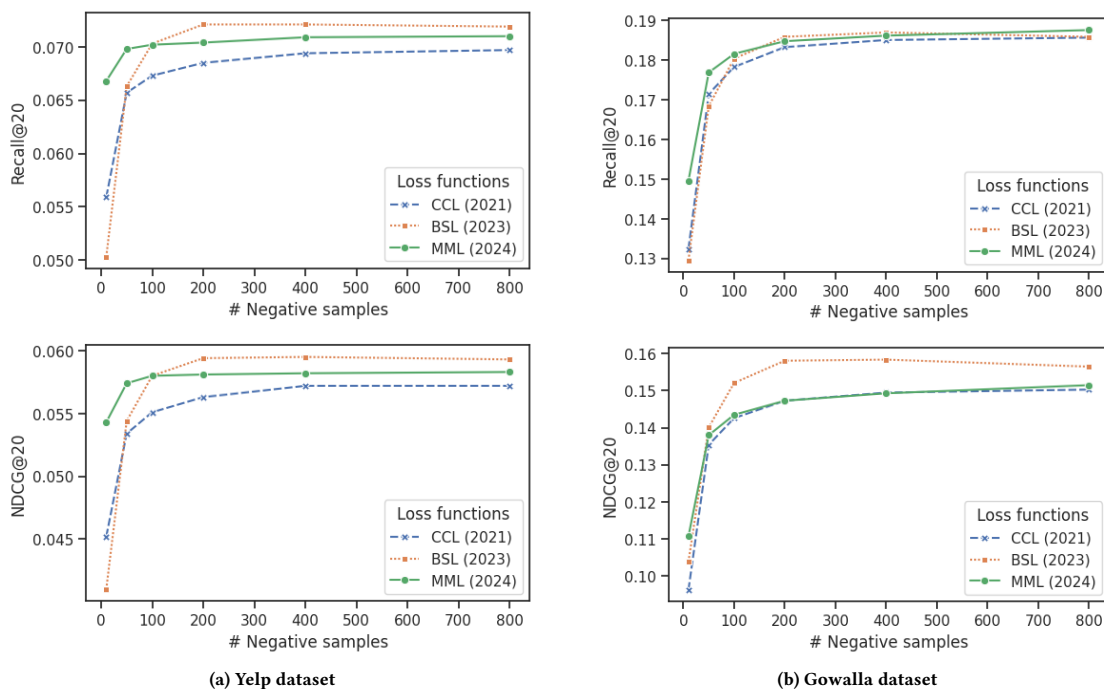
³MMCL (Proposed) code: <https://github.com/mgulcin/mmcl>

⁴SimpleX (CCL) [18] code: <https://reczoo.github.io/SimpleX>

⁵BSL [30] code: <https://github.com/junkangwu/BSL>

Table 4: Performance of MF model with different loss functions (#Negative samples = 100). MMCL performs equally well in recall and Ndcg on the Yelp dataset and achieves the best results in Recall on the Gowalla dataset.

Loss	Yelp18		Gowalla	
	Recall@20	Ndcg@20	Recall@20	Ndcg@20
BPR Loss	0.0272	0.0216	0.0708	0.0509
Pairwise Hinge Loss	0.0340	0.0269	0.0758	0.0541
Softmax Cross-Entropy	0.0309	0.0246	0.0734	0.0543
Mean Square Error	0.0609	0.0502	0.1391	0.1171
CCL (2021)	0.0673	0.0551	0.1783	0.1426
BSL (2023)	0.0703	0.0580	0.1804	0.1521
MMCL (2024) - <i>Proposed</i>	0.0702	0.0580	0.1816	0.1435

**Figure 3: Performance of MF model under recent loss functions. The proposed MMCL outperforms baseline loss functions when the number of negative samples is 100 or fewer, suggesting it is more efficient in resource-constrained environments.**

with different numbers of negative samples. The results indicate that the time per epoch increases as the number of negative samples increases. Training with 800 negative samples takes about 2 hours, while with 100 samples it takes about 1 hour. Comparing CCL and MMCL, using multiple margins has a minor impact, increasing the training time per epoch by no more than 2 seconds on average. This small increase, while utilizing negative samples more efficiently, makes MMCL a promising loss function for RS.

Impact of number of negative samples One of MMCL’s main objectives is to utilize negative samples better while keeping batch size and number of negatives limited, reducing the memory requirements during training. We compared recent loss functions against MMCL across various numbers of negative samples, as shown in

Figure 3. MMCL outperforms CCL with many negative samples, though it is not as effective as BSL. However, with 100 or fewer negative samples, MMCL consistently beats the baselines. With 10 negative samples, MMCL outperforms CCL by 19.5% in recall and 20.13% in Ndcg on Yelp and by 12.99% in recall and 15.07% in Ndcg on Gowalla. On the Gowalla dataset, MMCL outperforms both CCL and BSL in recall but lags behind BSL in Ndcg. This discrepancy is due to MMCL’s effectiveness in learning from non-trivial negative instances, while dataset sparsity makes it challenging for MMCL to gain sufficient insights from positive instances. As all loss functions achieve stability with 100 negatives, this value was used throughout the experiments.

Performance comparison of MMCL and various loss functions The proposed MMCL loss function was compared with various loss functions using the MF architecture as the base model. Table 4 lists the comparison results. The first group includes traditional loss functions commonly used in RS, while the second group contains recent state-of-the-art loss functions. The table shows that BSL is a strong baseline, outperforming MMCL in recall on the Yelp dataset and in Ndcg on the Gowalla dataset. However, MMCL performs equally well in recall and Ndcg on Yelp and achieves the best results in recall on Gowalla. MMCL outperforms the best traditional loss function, MSE, by 15.27% in recall and 15.54% in Ndcg on Yelp and 30.55% in recall and 22.54% in Ndcg on Gowalla.

5 CONCLUSION

Recommender systems (RS) guide users by estimating their preferences using methods like collaborative filtering and deep learning. While complex neural networks are common in RS, simpler models with effective loss functions can perform equally well or better. Recent trends focus on optimizing loss functions and negative sampling strategies, emphasizing contrastive learning. In contrastive learning, it's crucial to effectively utilize negative samples without requiring significant memory resources. In order to address the challenges of efficient contrastive learning, we propose a new loss function called Multi-Margin Loss (MML). MML uses all non-trivial instances and assigns weights based on their difficulty, enabling effective learning with fewer or smaller batch sizes. Experiments on two real-world datasets showed that MML performs as well as or better than other loss functions, achieving up to a 20% improvement over baseline contrastive loss functions when fewer number of negative samples are used.

While MML shows notable performance improvements, particularly with smaller negative sample sets, it could benefit from ideas from other loss functions that address issues in RS like popularity bias and diversification. Future research could also explore applying MML to other domains beyond recommender systems.

REFERENCES

- [1] Oren Barkan and Noam Koenigstein. 2016. Item2vec: neural item embedding for collaborative filtering. In *2016 IEEE 26th International Workshop on Machine Learning for Signal Processing (MLSP)*. IEEE, 1–6.
- [2] Chong Chen, Min Zhang, Yongfeng Zhang, Yiqun Liu, and Shaoping Ma. 2020. Efficient neural matrix factorization without sampling for recommendation. *ACM Transactions on Information Systems (TOIS)* 38, 2 (2020), 1–28.
- [3] Lei Chen, Le Wu, Richang Hong, Kun Zhang, and Meng Wang. 2020. Revisiting graph based collaborative filtering: A linear residual graph convolutional network approach. In *Proceedings of the AAAI conference on artificial intelligence*, Vol. 34. 27–34.
- [4] Eunjoon Cho, Seth A Myers, and Jure Leskovec. 2011. Friendship and mobility: user movement in location-based social networks. In *Proceedings of the 17th ACM SIGKDD international conference on Knowledge discovery and data mining*. 1082–1090.
- [5] Sumit Chopra, Raia Hadsell, and Yann LeCun. 2005. Learning a similarity metric discriminatively, with application to face verification. In *2005 IEEE computer society conference on computer vision and pattern recognition (CVPR'05)*, Vol. 1. IEEE, 539–546.
- [6] Jingtao Ding, Yuhan Quan, Xiangnan He, Yong Li, and Depeng Jin. 2019. Reinforced Negative Sampling for Recommendation with Exposure Data.. In *IJCAI Macao*, 2230–2236.
- [7] Wenqi Fan, Zihuai Zhao, Jiatong Li, Yunqing Liu, Xiaowei Mei, Yiqi Wang, Jiliang Tang, and Qing Li. 2023. Recommender systems in the era of large language models (llms). *arXiv preprint arXiv:2307.02046* (2023).
- [8] Zhaolin Gao, Zhaoyue Cheng, Felipe Pérez, Jianing Sun, and Maksims Volkovs. 2022. MCL: Mixed-centric loss for collaborative filtering. In *Proceedings of the ACM Web Conference 2022*. 2339–2347.
- [9] Michael Gutmann and Aapo Hyvärinen. 2010. Noise-contrastive estimation: A new estimation principle for unnormalized statistical models. In *Proceedings of the thirteenth international conference on artificial intelligence and statistics*. 297–304.
- [10] Jing He, Xin Li, Lejian Liao, Dandan Song, and William K. Cheung. 2016. Inferring a Personalized Next Point-of-Interest Recommendation Model with Latent Behavior Patterns. In *Proceedings of the Thirtieth AAAI Conference on Artificial Intelligence* (Phoenix, Arizona, USA). 137–143.
- [11] Xiangnan He, Lizi Liao, Hanwang Zhang, Liqiang Nie, Xia Hu, and Tat-Seng Chua. 2017. Neural collaborative filtering. In *Proceedings of the 26th international conference on world wide web*. 173–182.
- [12] Cheng-Kang Hsieh, Longqi Yang, Yin Cui, Tsung-Yi Lin, Serge Belongie, and Deborah Estrin. 2017. Collaborative metric learning. In *Proceedings of the 26th international conference on world wide web*. 193–201.
- [13] Binbin Jin, Defu Lian, Zheng Liu, Qi Liu, Jianhui Ma, Xing Xie, and Enhong Chen. 2020. Sampling-decomposable generative adversarial recommender. *Advances in Neural Information Processing Systems* 33 (2020), 22629–22639.
- [14] Dong Li, Ruoming Jin, and Bin Ren. 2023. Revisiting Recommendation Loss Functions through Contrastive Learning (Technical Report). *arXiv preprint arXiv:2312.08520* (2023).
- [15] Xutao Li, Gao Cong, Xiao-Li Li, Tuan-Anh Nguyen Pham, and Shonali Krishnaswamy. 2015. Rank-geofm: A ranking based geographical factorization method for point of interest recommendation. In *Proceedings of the 38th International ACM SIGIR Conference on Research and Development in Information Retrieval*. ACM, 433–442.
- [16] Zelong Li, Jianchao Ji, Yingqiang Ge, and Yongfeng Zhang. 2022. Autolossgen: Automatic loss function generation for recommender systems. In *Proceedings of the 45th International ACM SIGIR Conference on Research and Development in Information Retrieval*. 1304–1315.
- [17] Defu Lian, Qi Liu, and Enhong Chen. 2020. Personalized ranking with importance sampling. In *Proceedings of The Web Conference*. 1093–1103.
- [18] Kelong Mao, Jieming Zhu, Jinpeng Wang, Quanyu Dai, Zhenhua Dong, Xi Xiao, and Xiuqiang He. 2021. SimpleX: A simple and strong baseline for collaborative filtering. In *Proceedings of the 30th ACM International Conference on Information & Knowledge Management*. 1243–1252.
- [19] Cataldo Musto, Tiziano Franza, Giovanni Semeraro, Marco de Gemmis, and Pasquale Lops. 2018. Deep Content-based Recommender Systems Exploiting Recurrent Neural Networks and Linked Open Data. In *Adjunct Publication of the 26th Conference on User Modeling, Adaptation and Personalization*. ACM, 239–244.
- [20] Aaron van den Oord, Yazhe Li, and Oriol Vinyals. 2018. Representation learning with contrastive predictive coding. *arXiv preprint arXiv:1807.03748* (2018).
- [21] Makbule Gulcin Ozsoy. 2016. From word embeddings to item recommendation. *arXiv preprint arXiv:1601.01356* (2016).
- [22] Makbule Gulcin Ozsoy, Diarmuid O'Reilly-Morgan, Panagiotis Symeonidis, Elias Z Tragos, Neil Hurley, Barry Smyth, and Aonghus Lawlor. 2020. MP4Rec: Explainable and accurate top-n recommendations in heterogeneous information networks. *IEEE Access* 8 (2020), 181835–181847.
- [23] Seongmin Park, Mincheol Yoon, Jae-woong Lee, Hogun Park, and Jongwuk Lee. 2023. Toward a Better Understanding of Loss Functions for Collaborative Filtering. In *Proceedings of the 32nd ACM International Conference on Information and Knowledge Management*. 2034–2043.
- [24] Steffen Rendle, Christoph Freudenthaler, Zeno Gantner, and Lars Schmidt-Thieme. 2009. BPR: Bayesian personalized ranking from implicit feedback. In *Proceedings of the twenty-fifth conference on uncertainty in artificial intelligence*. AUAI Press, 452–461.
- [25] Florian Schroff, Dmitry Kalenichenko, and James Philbin. 2015. Facenet: A unified embedding for face recognition and clustering. In *Proceedings of the IEEE conf. on computer vision and pattern recognition*. 815–823.
- [26] Bichen Shi, Elias Z Tragos, Makbule Gulcin Ozsoy, Ruihai Dong, Neil Hurley, Barry Smyth, and Aonghus Lawlor. 2021. Dares: an asynchronous distributed recommender system using deep reinforcement learning. *IEEE access* 9 (2021).
- [27] Fei Sun, Jun Liu, Jian Wu, Changhua Pei, Xiao Lin, Wenwu Ou, and Peng Jiang. 2019. BERT4Rec: Sequential recommendation with bidirectional encoder representations from transformer. In *Proceedings of the 28th ACM international conference on information and knowledge management*. 1441–1450.
- [28] Peijie Sun, Le Wu, Kun Zhang, Xiangzhi Chen, and Meng Wang. 2023. Neighborhood-Enhanced Supervised Contrastive Learning for Collaborative Filtering. *IEEE Transactions on Knowledge and Data Engineering* (2023).
- [29] Lilian Weng. 2021. Contrastive Representation Learning. *lilianweng.github.io* (May 2021). <https://lilianweng.github.io/posts/2021-05-31-contrastive/>
- [30] Junkang Wu, Jiawei Chen, Jiancan Wu, Wentao Shi, Jizhi Zhang, and Xiang Wang. 2023. BSL: Understanding and Improving Softmax Loss for Recommendation. *arXiv preprint arXiv:2312.12882* (2023).
- [31] Jiancan Wu, Xiang Wang, Xingyu Gao, Jiawei Chen, Hongcheng Fu, Tianyu Qiu, and Xiangnan He. 2022. On the effectiveness of sampled softmax loss for item recommendation. *ACM Transactions on Information Systems* (2022).
- [32] Zhen Yang, Ming Ding, Tinglin Huang, Yukuo Cen, Junshuai Song, Bin Xu, Yuxiao Dong, and Jie Tang. 2024. Does Negative Sampling Matter? A Review

- with Insights into its Theory and Applications. *IEEE Transactions on Pattern Analysis and Machine Intelligence* (2024).
- [33] Yelp. 2018. Yelp2018 Dataset. (2018). <https://www.yelp.com/dataset>.
- [34] An Zhang, Wenchang Ma, Xiang Wang, and Tat-Seng Chua. 2022. Incorporating bias-aware margins into contrastive loss for collaborative filtering. *Advances in Neural Information Processing Systems* 35 (2022), 7866–7878.
- [35] An Zhang, Leheng Sheng, Zhibo Cai, Xiang Wang, and Tat-Seng Chua. 2024. Empowering Collaborative Filtering with Principled Adversarial Contrastive Loss. *Advances in Neural Information Processing Systems* 36 (2024).
- [36] Weinan Zhang, Tianqi Chen, Jun Wang, and Yong Yu. 2013. Optimizing top-n collaborative filtering via dynamic negative item sampling. In *Proceedings of the 36th international ACM SIGIR conference on Research and development in information retrieval*. 785–788.
- [37] Xiangyu Zhao, Haochen Liu, Wenqi Fan, Hui Liu, Jiliang Tang, and Chong Wang. 2021. Autoloss: Automated loss function search in recommendations. In *Proceedings of the 27th ACM SIGKDD Conference on Knowledge Discovery & Data Mining*. 3959–3967.
- [38] Guanjie Zheng, Fuzheng Zhang, Zihan Zheng, Yang Xiang, Nicholas Jing Yuan, Xing Xie, and Zhenhui Li. 2018. DRN: A deep reinforcement learning framework for news recommendation. In *Proc. of the world wide web conference*. 167–176.
- [39] Jianhuan Zhuo, Qiannan Zhu, Yinliang Yue, and Yuhong Zhao. 2022. Learning explicit user interest boundary for recommendation. In *Proceedings of the ACM Web Conference 2022*. 193–202.