

# Investigations on the weak decays of $D\bar{B}$ molecules

Ming-Zhu Liu<sup>1,2</sup> and Li-Sheng Geng<sup>3,4,5,6,\*</sup>

<sup>1</sup>Frontiers Science Center for Rare Isotopes, Lanzhou University, Lanzhou 730000, China

<sup>2</sup>School of Nuclear Science and Technology, Lanzhou University, Lanzhou 730000, China

<sup>3</sup>School of Physics, Beihang University, Beijing 102206, China

<sup>4</sup>Peng Huanwu Collaborative Center for Research and Education, Beihang University, Beijing 100191, China

<sup>5</sup>Beijing Key Laboratory of Advanced Nuclear Materials and Physics, Beihang University, Beijing 102206, China

<sup>6</sup>Southern Center for Nuclear-Science Theory (SCNT), Institute of Modern Physics, Chinese Academy of Sciences, Huizhou 516000, China

(■Dated: May 8, 2024)

The decays of exotic states discovered experimentally always proceed via the strong and electromagnetic interactions. Recently, a tetraquark state with the quark content  $bc\bar{q}\bar{q}$  was predicted by Lattice QCD simulations. It is below the mass threshold of  $D\bar{B}$ , which can only decay via the weak interaction. In this work, based on the decay mechanism of  $T_{cc}$  as a  $DD^*$  molecule, we propose that the decays of the  $bc\bar{q}\bar{q}$  tetraquark state as a  $D\bar{B}$  molecule proceed via the Cabibbo-favored weak decays of the  $\bar{B}$  or  $D$  meson, accompanied by the tree-level decay modes and the triangle decay modes. Our results indicate that the branching fraction of the  $D\bar{B}$  molecule decaying into  $\pi^+ K^- \bar{B}^0$  is sizable, which is a good channel to observe the  $D\bar{B}$  molecule in future experiments.

## I. INTRODUCTION

Many new hadron states beyond mesons made of a pair of quark and anti-quark and baryons made of three quarks in the conventional quark model, often named as exotic states, have been discovered in recent years. Their quark configurations in terms of Quantum ChromoDynamics (QCD) can be either compact multiquark states, hybrid, hadron-charonia, or hadronic molecules [1–15]. Among them, the hadronic molecular picture, where these states are composed by a pair of conventional hadrons, have been intensively discussed, motivating us to study the relevant hadron-hadron interactions [16–22] as well as explore the corresponding few-body hadronic molecules [23–26]. There exist some candidates of hadronic molecules, such as  $D_{s0}^*(2317)$  and  $D_{s1}(2460)$  as the  $DK$  and  $D^*K$  molecules,  $X(3872)$  as the  $\bar{D}^*D$  molecule,  $P_c(4312)$ ,  $P_c(4440)$  and  $P_c(4457)$  as the  $\bar{D}^{(*)}\Sigma_c$  molecules,  $T_{cc}$  as the  $D^*D$  molecule, and so on [15]. Up to now, the molecular interpretations for the exotic states have not been firmly established, but at least one can conclude that these states contain sizable molecular components in their wave functions.

The decay of a hadronic molecule is responsible for its width. According to the number of final states in the decay, the decay modes of hadronic molecules can contain two-body, three-body, or four-body, among which the former two are rather common in hadronic molecules. For the two-body decay mode of a hadronic molecule, the inelastic hadron-hadron potential is crucial to calculate its partial decay width. A typical example is that the  $P_c(4312)$ ,  $P_c(4440)$ , and  $P_c(4457)$ , as  $\bar{D}^{(*)}\Sigma_c$  molecules, decaying into  $J/\psi p$  and  $\bar{D}^{(*)}\Lambda_c$  can be described by the one-boson exchange model [27–32] or effective field theories [33–36]. Due to the large uncertainties in the  $\bar{D}^{(*)}\Sigma_c \rightarrow J/\psi p$  and  $\bar{D}^{(*)}\Sigma_c \rightarrow \bar{D}^{(*)}\Lambda_c$  potentials, there are large uncertainties in their partial decay widths as well.

As for the three-body decay mode, the decay of a hadronic molecule proceeds via the decay of either its constituent. A classical example is that the doubly charmed tetraquark  $T_{cc}$  as a  $D^*D$  bound states decaying into  $DD\pi$  and  $DD\gamma$  proceeds via the off-shell  $D^*$  meson decaying into  $D\pi$  and  $D\gamma$  [37–48]. Similarly, it's natural to expect that the  $\bar{D}^{(*)}\Sigma_c$  molecules can decay into  $\bar{D}^{(*)}\Lambda_c\pi$  via the off-shell  $\Sigma_c$  baryon decaying into  $\Lambda_c\pi$  [49], while no significant signal is observed in a recent analysis of LHCb Collaboration [50].

Due to the fact that the order of magnitude of weak decays are much smaller than those of strong and radiative decays, the weak decay of a hadronic molecule is always neglected. Moreover, since hadronic molecules are all observed via their strong or radiative decays, the weak decay of hadronic molecule is scarcely discussed in the literature. In Ref. [51], assuming the  $D_{s0}^*(2317)$  as the  $DK$  molecule, Branz et al., investigated the weak decays of  $D_{s0}^*(2317) \rightarrow f_0(980)X$  ( $X = \pi, K$ , and  $\rho$  mesons) via the triangle diagram mechanism. In Ref. [52], the weak decay of the doubly strange dibaryon  $\Lambda\Lambda$  into a pair of nucleons  $nn$  is studied via the weak decay of  $\Lambda \rightarrow n\pi$ . In this work, we focus on the weak decays of hadronic molecules, especially those hadronic molecules that can only decay weakly.

The hadronic molecules containing the quark content  $\bar{Q}Qqq$  are particularly good for studying weak decays of hadronic molecules, which are intensively studied since the doubly charmed tetraquark state  $T_{cc}$  is discovered. Very recently, Lattice QCD simulations studied the  $D\bar{B}$  interaction and found a bound state below the  $D\bar{B}$  mass threshold [53, 54], denoted as  $T_{cb}$ , which can only be discovered via the weak decay modes [55]. In this work, we take the contact-range effective field theory(EFT) to calculate the mass of the  $D\bar{B}$  molecule, then adopt the tree-level and triangle diagram decays of the  $D\bar{B}$  molecule to calculate its partial decay widths, which are helpful to experimentally search for the predicted  $D\bar{B}$  molecule.

This work is organized as follows. We briefly introduce the weak decay mechanisms of the  $D\bar{B}$  molecule and the effective Lagrangian approach in Sec. II. Numerical results and

\* Corresponding author: [lisheng.geng@buaa.edu.cn](mailto:lisheng.geng@buaa.edu.cn)

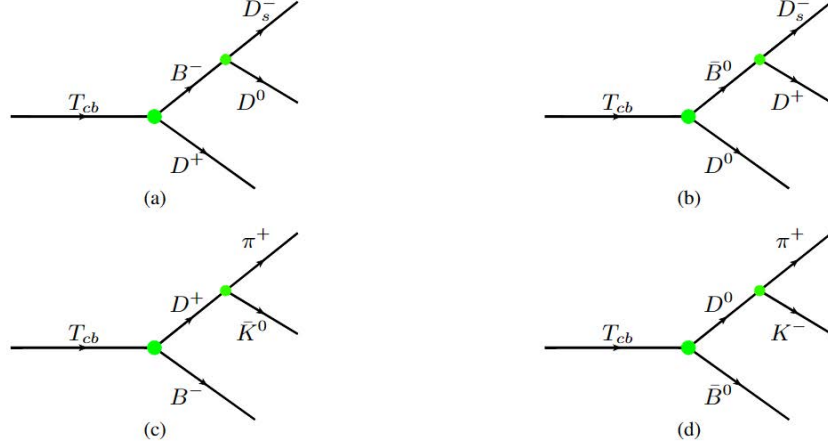


FIG. 1. Tree diagrams for the decays of  $T_{cb} \rightarrow D^+ D^0 D_s^-$  (a-b),  $T_{cb} \rightarrow B^- \pi^+ \bar{K}^0$  (c), and  $T_{cb} \rightarrow \bar{B}^0 \pi^+ K^-$  (d).




FIG. 2. Triangle diagrams for the decays of  $T_{cb}$  into  $T_{cc}$  and  $D_s^-$ .

discussions are given in Sec. III, followed by a summary in the last section.

## II. THEORETICAL FORMALISM

Following the decay mechanism of  $T_{cc}$  as a  $D^*D$  molecule [37–46], we propose that the hadronic molecule  $D\bar{B}$  decay via the weak decays of the  $D$  or the  $\bar{B}$  meson. Considering the efficiency in experimental measurements and focusing on the dominant branching fraction in the  $D\bar{B}$  molecule decay, we select the Cabibbo favored weak decays  $\bar{B} \rightarrow D^{(*)}\bar{D}_s$  and  $D \rightarrow \pi K$  as the secondary decay. In Fig. 1, we illustrate the weak decays of the  $D\bar{B}$  molecule via the tree diagram. Moreover, we describe the  $D\bar{B}$  molecule decaying into the  $T_{cc}$  as a  $DD^*$  molecule via the triangle diagram mechanism as shown Fig. 2, where  $\bar{B}$  first weakly decays into  $D^*\bar{D}_s$ , and then the  $D^*D$  interaction dynamically generates the  $T_{cc}$ .

### A. Effective Lagrangian

In this work, we employ the effective Lagrangian approach to calculate the weak decay widths. At first, we present the relevant Lagrangian to be used in this work. The hadronic molecule couplings to the corresponding constituents are described by the following Lagrangians [38, 56]

$$\begin{aligned} \mathcal{L}_{T_{cb}D\bar{B}} &= g_{T_{cb}D\bar{B}}T_{cb}D\bar{B}, \\ \mathcal{L}_{T_{cc}DD^*} &= g_{T_{cc}DD^*}T_{cc}^\mu DD_\mu^*, \end{aligned} \quad (1)$$

where  $g$  with the specific subscript denotes the molecule's couplings to their constituents, which are estimated in the contact-range EFT approach.

As for the weak decays, the amplitudes of  $\bar{B}(k_0) \rightarrow \bar{D}_s(q_1)D^{(*)}(q_2)$  and  $D(k_0) \rightarrow \pi(q_1)K(q_2)$  have the following form [57]

$$\begin{aligned} \mathcal{A}(\bar{B} \rightarrow \bar{D}_s D^*) &= \frac{G_F}{\sqrt{2}} V_{cb} V_{cs} a_1 f_{\bar{D}_s} \{-q_1 \cdot \epsilon(q_2) \\ &+ (m_{D^*} + m_{\bar{B}}) A_1(q_1^2) + (k_0 + q_2) \cdot \epsilon(q_2) q_1 \cdot (k_0 + q_2) \\ &+ \frac{A_2(q_1^2)}{m_{D^*} + m_{\bar{B}}} + (k_0 + q_2) \cdot \epsilon(q_2) [(m_{D^*} + m_{\bar{B}}) A_1(q_1^2) \\ &- (m_{\bar{B}} - m_{D^*}) A_2(q_1^2) - 2m_{D^*} A_0(q_1^2)]\}, \\ \mathcal{A}(\bar{B} \rightarrow \bar{D}_s D) &= \frac{G_F}{\sqrt{2}} V_{cb} V_{cs} a_1 f_{\bar{D}_s} (m_{\bar{B}}^2 - m_D^2) F_0(q_1^2), \\ \mathcal{A}(D \rightarrow K\pi) &= \frac{G_F}{\sqrt{2}} V_{sc} V_{ud} a_1 f_\pi (m_D^2 - m_K^2) F_0(q_1^2), \end{aligned} \quad (2)$$

where  $a_1$  is the Wilson Coefficient,  $f_{\bar{D}_s}$  is the decay constant for the  $\bar{D}_s$  meson, and  $\epsilon_\mu$  denotes the polarization vector of a vector particle. In this work, we take  $G_F = 1.166 \times 10^{-5} \text{ GeV}^{-2}$ ,  $V_{cb} = 0.0395$ ,  $V_{cs} = 0.991$ , and  $f_{\bar{D}_s} = 250 \text{ MeV}$  [58, 59]. The form factors of  $F_0(t)$ ,  $A_0(t)$ ,  $A_1(t)$ , and  $A_2(t)$  with  $t \equiv q^2$  can be parameterized in the form of  $F(t) = F(0)/[1 - a(t/m_B^2) + b(t^2/m_B^4)]$ . The values of  $F_0$ ,  $a$ , and  $b$  in the transition form factors of  $\bar{B} \rightarrow D^{(*)}$  are taken from Ref. [60] and shown in Table I.

TABLE I. Values of  $F(0)$ ,  $a$ ,  $b$  in the  $\bar{B} \rightarrow D^{(*)}$  transition form factors [60].

	$F_0$	$F_1$	$V$	$A_0$	$A_1$	$A_2$
$F(0)^{B \rightarrow D^{(*)}}$	0.67	0.67	0.77	0.68	0.65	0.61
$a^{B \rightarrow D^{(*)}}$	0.63	1.22	1.25	1.21	0.60	1.12
$b^{B \rightarrow D^{(*)}}$	-0.01	0.36	0.38	0.36	0.00	0.31

For the weak decays of  $\bar{B} \rightarrow \bar{D}_s D$  and  $D \rightarrow K\pi$ , the particles in the tree decay modes are on-shell, resulting in the amplitudes of  $\mathcal{B}(\bar{B} \rightarrow \bar{D}_s D)$  and  $\mathcal{B}(D \rightarrow K\pi)$  to be the constants. Therefore, we further parameterised as their Lagrangians as

$$\begin{aligned}\mathcal{L}_{\bar{B}\bar{D}_s D} &= g_{\bar{B}\bar{D}_s D} \bar{B} \bar{D}_s D, \\ \mathcal{L}_{DK\pi} &= g_{DK\pi} DK\pi,\end{aligned}\quad (3)$$

where the couplings are determined by reproducing the experimental data. With the experimental branching fractions  $\mathcal{B}(D^0 \rightarrow K^-\pi^+) = (3.947 \pm 0.030)\%$  and  $\mathcal{B}(D^+ \rightarrow \bar{K}^0\pi^+) = (3.067 \pm 0.053)\%$  [61], we obtain the values for the couplings  $g_{D^0 K^-\pi^+} = 2.535 \times 10^{-6}$  GeV and  $g_{D^+ \bar{K}^0\pi^+} = 1.411 \times 10^{-6}$  GeV. Similarly, with the branching fractions of  $\mathcal{B}(B^- \rightarrow D_s^- D^0) = (9.0 \pm 0.9) \times 10^{-3}$  and  $\mathcal{B}(\bar{B}^0 \rightarrow D_s^- D^+) = (7.2 \pm 0.8) \times 10^{-3}$ , we derive the couplings of  $g_{B^- D_s^- D^0} = 1.182 \times 10^{-6}$  GeV and  $g_{\bar{B}^0 D_s^- D^+} = 1.098 \times 10^{-6}$  GeV. To further reduce the uncertainty of the weak decay vertex  $\bar{B} \rightarrow \bar{D}_s D^*$ , we take their experimental branching fractions of  $\mathcal{B}(B^- \rightarrow D_s^- D^{*0}) = (8.2 \pm 1.7) \times 10^{-3}$  and  $\mathcal{B}(\bar{B}^0 \rightarrow D_s^- D^{*+}) = (8.0 \pm 1.1) \times 10^{-3}$  to fix the effective Wilson coefficient  $a_1$  as 0.93 and 0.96, respectively [57], a bit smaller than that of  $a_1 = 1.07$  at the energy scale of  $m_c$  [62], which indicates that the factorisation contribution plays the dominant role.

### B. Contact-Range effective field theory

In the following, we explain how to determine the molecule couplings to their constituents in the contact-range EFT approach. These couplings are estimated by solving the Lippmann-Schwinger equation,

$$T(\sqrt{s}) = [1 - VG(\sqrt{s})]^{-1}V, \quad (4)$$

where  $G(\sqrt{s})$  is the loop function, and  $V$  is the hadron-hadron potential derived in the contact EFT approach. In the heavy quark limit, the contact potentials between a pair of heavy mesons are parameterised as [63, 64]

$$\begin{aligned}V(I=0, DD^*) &= C_a + C_b \\ V(I=0, D^*D^*) &= C_a + C_b \\ V(I=0, D\bar{B}) &= C_a\end{aligned}\quad (5)$$

where  $C_a$  and  $C_b$  represent the spin-spin dependent term and independent term, which are determined by fitting to the mass of a hadronic molecule candidate.

To avoid the divergence of the loop function  $G(\sqrt{s})$ , one introduces a regulator of Gaussian form  $e^{-2q^2/\Lambda^2}$  in the integral as

$$G(\sqrt{s}) = \int \frac{d^3q}{(2\pi)^3} \frac{e^{-2q^2/\Lambda^2}}{\sqrt{s} - m_1 - m_2 - q^2/(2\mu_{12}) + i\varepsilon}, \quad (6)$$

where  $\sqrt{s}$  is the total energy in the c.m.frame of  $m_1$  and  $m_2$ ,  $\mu_{12} = m_1 m_2 / (m_1 + m_2)$  is the reduced mass, and  $\Lambda$  is the momentum cutoff. Following our previous works [65], we take  $\Lambda = 0.7$  GeV in the present work.

With the potentials given in Eq. (5), we search for poles in the vicinity of the  $\bar{B}D$  and  $D^{(*)}D^*$  mass thresholds and then determine the couplings from the residues of the corresponding poles,

$$g_i g_j = \lim_{\sqrt{s} \rightarrow \sqrt{s_0}} (\sqrt{s} - \sqrt{s_0}) T_{ij}(\sqrt{s}), \quad (7)$$

where  $g_i$  denotes the coupling of channel  $i$  to the dynamically generated state and  $\sqrt{s_0}$  is the pole position.

### C. Decay amplitudes

With the above relevant Lagrangians, the decay amplitudes of  $T_{cb} \rightarrow D^+ D^0 D_s^-$ ,  $T_{cb} \rightarrow B^- \pi^+ K_s^0$ , and  $T_{cb} \rightarrow \bar{B}^0 \pi^+ K^-$  in Fig. 1 can be written as

$$\begin{aligned}i\mathcal{M}_{a,b} &= g_{T_{cb} D \bar{B}} g_{\bar{B} \bar{D}_s D} \frac{1}{k_0^2 - m_B^2}, \\ i\mathcal{M}_{c,d} &= g_{T_{cb} D \bar{B}} g_{DK\pi} \frac{1}{k_0^2 - m_D^2},\end{aligned}\quad (8)$$

where  $k_0$  is the momentum of the  $\bar{B}$  meson or  $D$  meson.

Similarly, we express the decay amplitudes of  $T_{cb} \rightarrow T_{cc} D_s^-$  of Fig. 2

$$\begin{aligned}i\mathcal{M}_{2a,2b} &= g_{T_{cb} D \bar{B}} g_{T_{cc} D D^*} \int \frac{d^4q}{(2\pi)^4} \frac{1}{k_0^2 - m_B^2} \\ &\frac{1}{q^2 - m_D^2} \frac{-g^{\mu\nu} + \frac{q_2^\mu q_2^\nu}{q_2^2}}{q_2^2 - m_{D^*}^2} \mathcal{A}_\nu(\bar{B} \rightarrow \bar{D}_s D^*) \varepsilon_\mu(p_1),\end{aligned}\quad (9)$$

where  $q$  and  $p_1$  represent the momenta for  $D$  meson and  $T_{cc}$  state, and  $\varepsilon_\mu$  represent the polarization vector for the state of spin  $S = 1$ .

With the weak amplitudes of  $T_{cb} \rightarrow T_{cc} D_s^-$ , one can further calculate the corresponding partial decay widths as

$$\Gamma = \frac{1}{2J+1} \frac{1}{8\pi} \frac{|\vec{p}|}{m_{T_{cb}}^2} |\bar{\mathcal{M}}|^2, \quad (10)$$

where  $J$  is the total angular momentum of the initial state  $T_{cb}$ , the overline indicates the sum over the polarization vectors of final states, and  $|\vec{p}|$  is the momentum of either final state in the rest frame of  $T_{cb}$ .

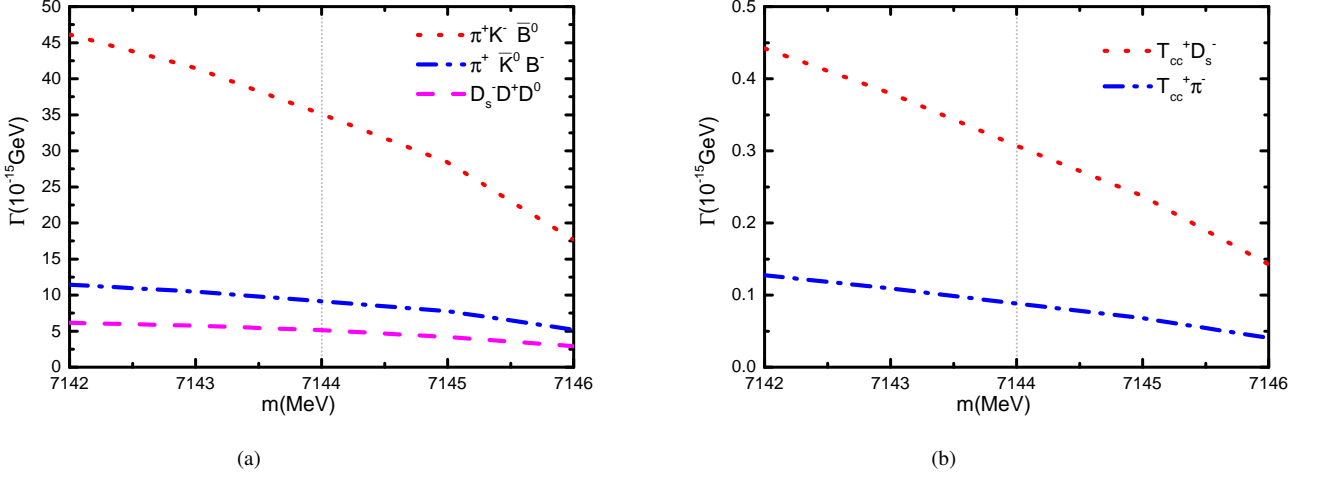


FIG. 3. Partial decay widths  $T_{cb} \rightarrow D_s^- D^0 D^+$ ,  $T_{cb} \rightarrow \pi^+ \bar{K}^0 B^-$ , and  $T_{cb} \rightarrow \pi^+ K^- \bar{B}^0$  in the tree diagrams as a function of  $T_{cb}$  mass (a), and widths of partial decays  $T_{cb} \rightarrow T_{cc}^+ D_s^-$  and  $T_{cb} \rightarrow T_{cc}^+ \pi^-$  in the triangle diagrams as a function of  $T_{cb}$  mass (b).

As for the three-body decay, the partial decay widths of  $T_{cb} \rightarrow D\bar{D}\bar{D}_s$  and  $T_{cb} \rightarrow \bar{B}\pi\bar{K}$  as a function of  $m_{12}^2$  and  $m_{23}^2$  read

$$\Gamma = \frac{1}{(2\pi)^3} \frac{1}{2J+1} \int \int \frac{|\overline{\mathcal{M}}|^2}{32m_{T_{cb}}^3} dm_{12}^2 dm_{23}^2, \quad (11)$$

with  $m_{12}$  the invariant mass of  $\bar{D}_s D$  or  $\pi\bar{K}$  and  $m_{23}$  the invariant mass of  $\bar{D}D$  or  $\bar{B}\bar{K}$  for the  $T_{cb} \rightarrow D\bar{D}\bar{D}_s$  and  $T_{cb} \rightarrow \bar{B}\pi\bar{K}$  decays, respectively.

### III. NUMERICAL RESULTS AND DISCUSSION

TABLE II. Masses and quantum numbers of mesons relevant to the present work [66].

Meson	$I(J^P)$	M (MeV)	Meson	$I(J^P)$	M (MeV)
$\pi^0$	$1(0^-)$	134.977	$\pi^\pm$	$1(0^-)$	139.570
$K^0$	$\frac{1}{2}(0^-)$	497.611	$K^\pm$	$\frac{1}{2}(0^-)$	493.677
$D^0$	$\frac{1}{2}(0^-)$	1864.84	$D^\pm$	$\frac{1}{2}(0^-)$	1869.66
$D^{*0}$	$\frac{1}{2}(1^-)$	2006.85	$D^{*\pm}$	$\frac{1}{2}(1^-)$	2010.26
$D_s^\pm$	$0(0^-)$	1968.35	$T_{cc}$	$0(1^+)$	3874.74
$B^\pm$	$\frac{1}{2}(0^-)$	5279.34	$B^0$	$\frac{1}{2}(0^-)$	5279.66

In Table II, we collect the masses and quantum numbers of the mesons relevant to the present work. At first, we take the contact range EFT to analyse the likely bound states with the quark content of  $QQ\bar{q}\bar{q}$ . Identifying the  $T_{cc}$  as a bound state of  $DD^*$ , we obtain the value of  $C_a + C_b = -27.26 \text{ GeV}^{-2}$  for a cutoff  $\Lambda = 0.7 \text{ GeV}$ , and then predict a bound state below the  $D^*D^*$  mass threshold 1.58 MeV, in agreement with the

predictions of Refs. [39, 41, 67–69], which is the heavy quark spin symmetry partner of the  $D^*D$  molecule. Since the two-body decay mode of the  $D^*D^*$  molecule is allowed, the width of the  $D^*D^*$  molecule is larger than that of the  $D^*D$  molecule by two orders of magnitude [67]. As for the  $D\bar{B}$  system, we turn to the light meson saturation mechanism to determine the values of  $C_a$  and  $C_b$ . Following Refs. [64, 70],  $C_a$  and  $C_b$  can be written as

$$C_a^{sat} \propto -\frac{g_\sigma^2}{m_\sigma^2} + \frac{g_v^2}{m_v^2} (1 + \vec{\tau}_1 \cdot \vec{\tau}_2), \quad (12)$$

$$C_b^{sat} \propto \frac{f_v^2}{4M^2} (1 + \vec{\tau}_1 \cdot \vec{\tau}_2),$$

where  $m_\sigma = 600 \text{ MeV}$ ,  $m_v = 780 \text{ MeV}$ ,  $g_\sigma = 3.4$ ,  $g_v = 2.6$ , and  $f_v = \kappa \cdot 2.6$  with  $\kappa = 2.6$  and  $M = 940 \text{ MeV}$  [63]. The product of  $\tau_1 \cdot \tau_2$  is  $-3$  for isospin  $I = 0$ . Thus the ratio of  $C_b$  to  $C_a$  is determined as 0.25, and we further fix the values of  $C_a = -21.84 \text{ GeV}^{-2}$  and  $C_b = -5.42 \text{ GeV}^{-2}$ . With the obtained value of  $C_a$ , we obtain a weakly bound state below the  $D\bar{B}$  mass threshold 2.61 MeV, consistent with the lattice QCD simulation [53]. Finally, with the poles generated by the  $D\bar{B}$  and  $DD^*$  interactions, we derive the couplings of  $g_{T_{cb}D\bar{B}} = 15.16 \text{ GeV}$  and  $g_{T_{cc}DD^*} = 6.59 \text{ GeV}$ . In the isospin limit, we obtain the hadronic molecules couplings to the channels in particle basis, i.e.,  $\frac{1}{\sqrt{2}}g_{T_{cb}D\bar{B}} = g_{T_{cb}D^+B^-} = g_{T_{cb}D^0\bar{B}^0}$  and  $\frac{1}{\sqrt{2}}g_{T_{cc}DD^*} = g_{T_{cc}D^+D^{*0}} = g_{T_{cc}D^0D^{*+}}$ .

In this work, we take the heavy quark limit to derive the heavy meson-heavy meson potentials, to which we assign a 15% uncertainty [71, 72]. To show the impact of the heavy quark symmetry breaking on the  $T_{cb}$  mass, we vary its mass from 7142 MeV to 7146 MeV. In Fig. 3 (a), we present the partial decay widths  $T_{cb} \rightarrow D_s^- D^0 D^+$ ,  $T_{cb} \rightarrow \pi^+ \bar{K}^0 B^-$ , and  $T_{cb} \rightarrow \pi^+ K^- \bar{B}^0$  as a function of the  $T_{cb}$  mass. The results show that the partial decay width of  $T_{cb} \rightarrow D_s^- D^0 D^+$

TABLE III. Partial decay widths of the  $\bar{B}D$  molecule for a mass of 7144 MeV.

Decay mode	Width (GeV)
$T_{cb} \rightarrow D_s^- D^0 D^+$	$5.13 \times 10^{-15}$
$T_{cb} \rightarrow \pi^+ \bar{K}^0 B^-$	$9.15 \times 10^{-15}$
$T_{cb} \rightarrow \pi^+ K^- \bar{B}^0$	$3.51 \times 10^{-14}$
$T_{cb} \rightarrow T_{cc}^+ D_s^-$	$3.07 \times 10^{-16}$
$T_{cb} \rightarrow T_{cc}^+ \pi^-$	$0.88 \times 10^{-16}$

varies from  $6.16 \times 10^{-15}$  GeV to  $2.90 \times 10^{-15}$  GeV, and the partial decay widths  $T_{cb} \rightarrow \pi^+ \bar{K}^0 B^-$  and  $T_{cb} \rightarrow \pi^+ K^- \bar{B}^0$  are in the range of  $(11.43 \sim 5.22) \times 10^{-15}$  GeV and  $(4.61 \sim 1.77) \times 10^{-14}$  GeV, respectively. In Fig. 3 (b), we show the partial decay widths of  $T_{cb} \rightarrow T_{cc}^+ D_s^-$  as a function of the  $T_{cb}$  mass, which varies from  $4.42 \times 10^{-16}$  GeV to  $1.42 \times 10^{-16}$  GeV. Because the coupling  $g_{T_{cb} D \bar{B}}$  decreases as the  $T_{cb}$  mass increases, its partial decay widths decrease as well.

In Table III, we show the partial decay widths of  $T_{cb}$  at a mass of 7144 MeV. Our results indicate that, identifying  $T_{cb}$  as a bound state of  $D\bar{B}$ , the decay mode of  $T_{cb} \rightarrow \pi^+ K^- \bar{B}^0$  is the largest, and therefore we suggest to experimentally search for the  $D\bar{B}$  molecule in the  $\pi^+ K^- \bar{B}^0$  mass distribution. Very recently, Ali et al., estimated the weak decay widths of  $T_{cb} \rightarrow T_{cc} X$  ( $X = \pi^-, \rho^-,$  and  $a_1^-$  mesons) to be the order of  $10^{-15}$  GeV [73], where the doubly heavy tetraquark states are assumed as diquark-diquark states. Such a decay mode can be produced in our mechanism. As shown in Fig. 2, we replace the weak decay vertices  $B^- \rightarrow D^{*0} D_s^-$  and  $\bar{B}^0 \rightarrow D^{*+} D_s^-$  in the triangle diagrams by those of  $B^- \rightarrow D^{*0} \pi^-$  and  $\bar{B}^0 \rightarrow D^{*+} \pi^-$ . Using the similar approach, we calculate the decay width of  $T_{cb} \rightarrow T_{cc}^+ \pi^-$  in the range of  $(1.24 \sim 0.41) \times 10^{-16}$  GeV as shown in Fig. 3 (b), which is smaller than that of Ref. [73] by one order of magnitude. Considering the dominant decays of  $T_{cc}^+ \rightarrow D^+ D^0 \pi^0$  and  $T_{cc}^+ \rightarrow D^0 D^0 \pi^+$ , the  $T_{cb}$  can also be observed in the channels of  $D^+ D^0 \pi^0 D_s^-, D^0 D^0 \pi^+ D_s^-, D^+ D^0 \pi^0 \pi^-,$  and  $D^0 D^0 \pi^+ \pi^-$ .

#### IV. SUMMARY AND DISCUSSION

Since  $X(3872)$  was discovered by the Belle Collaboration in 2003, many exotic states have been discovered in the ex-

periments. Since most of them lie to the mass thresholds of a pair of conventional hadrons, the hadronic molecules are expected to explain their internal structure. Within the molecular picture, the decay modes of exotic states are always including the strong decays and radiative decays. Very recently, the molecule composed by  $\bar{B}$  meson and  $D$  meson is only allowed to proceed via the weak decays.

In this work, we assume that the  $D^{(*)} D^{(*)}$  system is related to the  $D^{(*)} \bar{B}^{(*)}$  system in the heavy quark symmetry. Their contact range potentials are parameterised by two parameters  $C_a$  and  $C_b$ . By reproducing the mass of  $T_{cc}$ , we determine the sum of  $C_a$  and  $C_b$ , and then fully determine the values of  $C_a$  and  $C_b$  in terms of the ratio of  $C_a$  to  $C_b$  estimated by the light meson saturation approach. With the obtained  $C_a$  and  $C_b$ , we predict the mass of  $\bar{B}D$  molecule as 7144 MeV, consistent with the Lattice QCD simulations.

Based on the decay mechanism of  $DD^*$  molecule, we propose that the  $D\bar{B}$  molecule decay via the weak decays of  $\bar{B}$  meson or  $D$  meson, i.e.,  $T_{cb} \rightarrow D_s^- D^0 D^+$  and  $T_{cb} \rightarrow \pi^+ \bar{K}^0 B^- / T_{cb} \rightarrow \pi^+ K^- \bar{B}^0$ . Moreover, considering the final state interactions, we propose the decays of  $T_{cb} \rightarrow T_{cc}^+ D_s^-$  and  $T_{cb} \rightarrow T_{cc}^+ \pi^-$  proceeding via the triangle diagram mechanism. Using the effective Lagrangian approach, we calculate the partial decay widths of  $D\bar{B}$  molecule as shown in Table III. Our calculation for the decay  $T_{cb} \rightarrow T_{cc}^+ \pi^-$  is smaller than that of assuming the doubly heavy tetraquark states as the compact tetraquark states by one order of magnitude, which is an obvious signal to discriminate the nature of doubly heavy tetraquark states. From our calculations, we strongly suggest to experimental colleague to search for the  $D\bar{B}$  molecule in the  $\pi^+ K^- \bar{B}^0$  mass distribution. We hope that the present work can simulate more studies on the weak decays of exotic states.

#### V. ACKNOWLEDGMENTS

M.Z.L is grateful to Prof. Fu-Sheng Yu for stimulating discussions. This work is partly supported by the National Key R&D Program of China under Grant No. 2023YFA1606703. M.Z.L acknowledges support from the National Natural Science Foundation of China under Grant No.12105007.

- 
- |  |   |
|--|---|
| <p>[1] H.-X. Chen, W. Chen, X. Liu, and S.-L. Zhu, <i>Phys. Rept.</i> <b>639</b>, 1 (2016), arXiv:1601.02092 [hep-ph].</p> <p>[2] A. Hosaka, T. Hyodo, K. Sudoh, Y. Yamaguchi, and S. Yasui, <i>Prog. Part. Nucl. Phys.</i> <b>96</b>, 88 (2017), arXiv:1606.08685 [hep-ph].</p> <p>[3] R. F. Lebed, R. E. Mitchell, and E. S. Swanson, <i>Prog. Part. Nucl. Phys.</i> <b>93</b>, 143 (2017), arXiv:1610.04528 [hep-ph].</p> <p>[4] E. Oset <i>et al.</i>, <i>Int. J. Mod. Phys. E</i> <b>25</b>, 1630001 (2016), arXiv:1601.03972 [hep-ph].</p> | <p>[5] A. Esposito, A. Pilloni, and A. D. Polosa, <i>Phys. Rept.</i> <b>668</b>, 1 (2017), arXiv:1611.07920 [hep-ph].</p> <p>[6] Y. Dong, A. Faessler, and V. E. Lyubovitskij, <i>Prog. Part. Nucl. Phys.</i> <b>94</b>, 282 (2017).</p> <p>[7] F.-K. Guo, C. Hanhart, U.-G. Meißner, Q. Wang, Q. Zhao, and B.-S. Zou, <i>Rev. Mod. Phys.</i> <b>90</b>, 015004 (2018), arXiv:1705.00141 [hep-ph].</p> <p>[8] S. L. Olsen, T. Skwarnicki, and D. Zieminska, <i>Rev. Mod. Phys.</i> <b>90</b>, 015003 (2018), arXiv:1708.04012 [hep-ph].</p> |
|--|---|

- [9] A. Ali, J. S. Lange, and S. Stone, *Prog. Part. Nucl. Phys.* **97**, 123 (2017), arXiv:1706.00610 [hep-ph].
- [10] M. Karliner, J. L. Rosner, and T. Skwarnicki, *Ann. Rev. Nucl. Part. Sci.* **68**, 17 (2018), arXiv:1711.10626 [hep-ph].
- [11] F.-K. Guo, X.-H. Liu, and S. Sakai, *Prog. Part. Nucl. Phys.* **112**, 103757 (2020), arXiv:1912.07030 [hep-ph].
- [12] N. Brambilla, S. Eidelman, C. Hanhart, A. Nefediev, C.-P. Shen, C. E. Thomas, A. Vairo, and C.-Z. Yuan, *Phys. Rept.* **873**, 1 (2020), arXiv:1907.07583 [hep-ex].
- [13] Y.-R. Liu, H.-X. Chen, W. Chen, X. Liu, and S.-L. Zhu, *Prog. Part. Nucl. Phys.* **107**, 237 (2019), arXiv:1903.11976 [hep-ph].
- [14] L. Meng, B. Wang, G.-J. Wang, and S.-L. Zhu, (2022), arXiv:2204.08716 [hep-ph].
- [15] M.-Z. Liu, Y.-W. Pan, Z.-W. Liu, T.-W. Wu, J.-X. Lu, and L.-S. Geng, (2024), arXiv:2404.06399 [hep-ph].
- [16] P. Junnarkar and N. Mathur, *Phys. Rev. Lett.* **123**, 162003 (2019), arXiv:1906.06054 [hep-lat].
- [17] G. K. C. Cheung, C. E. Thomas, D. J. Wilson, G. Moir, M. Pardon, and S. M. Ryan (Hadron Spectrum), *JHEP* **02**, 100 (2021), arXiv:2008.06432 [hep-lat].
- [18] S. Prelovsek, S. Collins, D. Mohler, M. Padmanath, and S. Piemonte, *JHEP* **06**, 035 (2021), arXiv:2011.02542 [hep-lat].
- [19] M. Padmanath and S. Prelovsek, *Phys. Rev. Lett.* **129**, 032002 (2022), arXiv:2202.10110 [hep-lat].
- [20] D. J. Wilson, C. E. Thomas, J. J. Dudek, and R. G. Edwards, (2023), arXiv:2309.14070 [hep-lat].
- [21] Y. Lyu, S. Aoki, T. Doi, T. Hatsuda, Y. Ikeda, and J. Meng, *Phys. Rev. Lett.* **131**, 161901 (2023), arXiv:2302.04505 [hep-lat].
- [22] S. Chen, C. Shi, Y. Chen, M. Gong, Z. Liu, W. Sun, and R. Zhang, *Phys. Lett. B* **833**, 137391 (2022), arXiv:2206.06185 [hep-lat].
- [23] A. Martinez Torres, K. P. Khemchandani, D. Gamermann, and E. Oset, *Phys. Rev. D* **80**, 094012 (2009), arXiv:0906.5333 [nucl-th].
- [24] X. Zhang and J.-J. Xie, *Chin. Phys. C* **44**, 054104 (2020), arXiv:1906.07340 [nucl-th].
- [25] T.-W. Wu, Y.-W. Pan, M.-Z. Liu, and L.-S. Geng, *Sci. Bull.* **67**, 1735 (2022), arXiv:2208.00882 [hep-ph].
- [26] Y. Tan, X. Liu, X. Chen, Y. Yang, H. Huang, and J. Ping, (2024), arXiv:2404.02048 [hep-ph].
- [27] C.-J. Xiao, Y. Huang, Y.-B. Dong, L.-S. Geng, and D.-Y. Chen, *Phys. Rev. D* **100**, 014022 (2019), arXiv:1904.00872 [hep-ph].
- [28] Y.-H. Lin and B.-S. Zou, *Phys. Rev. D* **100**, 056005 (2019), arXiv:1908.05309 [hep-ph].
- [29] Y. Yamaguchi, H. García-Tecocoatzí, A. Giachino, A. Hosaka, E. Santopinto, S. Takeuchi, and M. Takizawa, *Phys. Rev. D* **101**, 091502 (2020), arXiv:1907.04684 [hep-ph].
- [30] J. He and D.-Y. Chen, *Eur. Phys. J. C* **79**, 887 (2019), arXiv:1909.05681 [hep-ph].
- [31] N. Yalikul, Y.-H. Lin, F.-K. Guo, Y. Kamiya, and B.-S. Zou, *Phys. Rev. D* **104**, 094039 (2021), arXiv:2109.03504 [hep-ph].
- [32] C.-W. Shen, D. Rönchen, U.-G. Meißner, B.-S. Zou, and Y.-F. Wang, (2024), arXiv:2405.02626 [hep-ph].
- [33] S. Sakai, H.-J. Jing, and F.-K. Guo, *Phys. Rev. D* **100**, 074007 (2019), arXiv:1907.03414 [hep-ph].
- [34] M.-L. Du, V. Baru, F.-K. Guo, C. Hanhart, U.-G. Meißner, J. A. Oller, and Q. Wang, *Phys. Rev. Lett.* **124**, 072001 (2020), arXiv:1910.11846 [hep-ph].
- [35] C. W. Xiao, J. Nieves, and E. Oset, *Phys. Rev. D* **100**, 014021 (2019), arXiv:1904.01296 [hep-ph].
- [36] Y.-W. Pan, M.-Z. Liu, and L.-S. Geng, *Phys. Rev. D* **108**, 114022 (2023), arXiv:2309.12050 [hep-ph].
- [37] L. Meng, G.-J. Wang, B. Wang, and S.-L. Zhu, *Phys. Rev. D* **104**, 051502 (2021), arXiv:2107.14784 [hep-ph].
- [38] X.-Z. Ling, M.-Z. Liu, L.-S. Geng, E. Wang, and J.-J. Xie, *Phys. Lett. B* **826**, 136897 (2022), arXiv:2108.00947 [hep-ph].
- [39] M.-L. Du, V. Baru, X.-K. Dong, A. Filin, F.-K. Guo, C. Hanhart, A. Nefediev, J. Nieves, and Q. Wang, *Phys. Rev. D* **105**, 014024 (2022), arXiv:2110.13765 [hep-ph].
- [40] A. Feijoo, W. H. Liang, and E. Oset, *Phys. Rev. D* **104**, 114015 (2021), arXiv:2108.02730 [hep-ph].
- [41] M. Albaladejo, (2021), arXiv:2110.02944 [hep-ph].
- [42] M.-J. Yan and M. P. Valderrama, *Phys. Rev. D* **105**, 014007 (2022), arXiv:2108.04785 [hep-ph].
- [43] S. Fleming, R. Hodges, and T. Mehen, *Phys. Rev. D* **104**, 116010 (2021), arXiv:2109.02188 [hep-ph].
- [44] R. Chen, Q. Huang, X. Liu, and S.-L. Zhu, *Phys. Rev. D* **104**, 114042 (2021), arXiv:2108.01911 [hep-ph].
- [45] L.-Y. Dai, X. Sun, X.-W. Kang, A. P. Szczepaniak, and J.-S. Yu, *Phys. Rev. D* **105**, L051507 (2022), arXiv:2108.06002 [hep-ph].
- [46] G.-J. Wang, Z. Yang, J.-J. Wu, M. Oka, and S.-L. Zhu, (2023), arXiv:2306.12406 [hep-ph].
- [47] X. Zhang, (2024), arXiv:2402.02151 [hep-ph].
- [48] Z.-F. Sun, N. Li, and X. Liu, (2024), arXiv:2405.00525 [hep-ph].
- [49] J.-M. Xie, X.-Z. Ling, M.-Z. Liu, and L.-S. Geng, *Eur. Phys. J. C* **82**, 1061 (2022), arXiv:2204.12356 [hep-ph].
- [50] R. Aaij *et al.* (LHCb), (2024), arXiv:2404.07131 [hep-ex].
- [51] T. Branz, T. Gutsche, and V. E. Lyubovitskij, *Phys. Rev. D* **79**, 014035 (2009), arXiv:0812.0942 [hep-ph].
- [52] A. Gal, (2024), arXiv:2404.12801 [nucl-th].
- [53] C. Alexandrou, J. Finkenrath, T. Leontiou, S. Meinel, M. Pflaumer, and M. Wagner, *Phys. Rev. Lett.* **132**, 151902 (2024), arXiv:2312.02925 [hep-lat].
- [54] A. Radhakrishnan, M. Padmanath, and N. Mathur, (2024), arXiv:2404.08109 [hep-lat].
- [55] M. Karliner and J. L. Rosner, *Phys. Rev. Lett.* **119**, 202001 (2017), arXiv:1707.07666 [hep-ph].
- [56] M.-Z. Liu, X.-Z. Ling, L.-S. Geng, En-Wang, and J.-J. Xie, *Phys. Rev. D* **106**, 114011 (2022), arXiv:2209.01103 [hep-ph].
- [57] Q. Wu, M.-Z. Liu, and L.-S. Geng, (2023), arXiv:2304.05269 [hep-ph].
- [58] Y. Aoki *et al.* (Flavour Lattice Averaging Group (FLAG)), *Eur. Phys. J. C* **82**, 869 (2022), arXiv:2111.09849 [hep-lat].
- [59] Y. Li, P. Maris, and J. P. Vary, *Phys. Rev. D* **96**, 016022 (2017), arXiv:1704.06968 [hep-ph].
- [60] R. C. Verma, *J. Phys. G* **39**, 025005 (2012), arXiv:1103.2973 [hep-ph].
- [61] H.-Y. Cheng and C.-W. Chiang, (2024), arXiv:2401.06316 [hep-ph].
- [62] H.-n. Li, C.-D. Lu, and F.-S. Yu, *Phys. Rev. D* **86**, 036012 (2012), arXiv:1203.3120 [hep-ph].
- [63] M.-Z. Liu, T.-W. Wu, M. Pavon Valderrama, J.-J. Xie, and L.-S. Geng, *Phys. Rev. D* **99**, 094018 (2019), arXiv:1902.03044 [hep-ph].
- [64] F.-Z. Peng, M.-J. Yan, and M. Pavon Valderrama, *Phys. Rev. D* **108**, 114001 (2023), arXiv:2304.13515 [hep-ph].
- [65] M.-Z. Liu and L.-S. Geng, *Eur. Phys. J. C* **81**, 179 (2021), arXiv:2012.05096 [hep-ph].
- [66] P. A. Zyla *et al.* (Particle Data Group), *PTEP* **2020**, 083C01 (2020).
- [67] L. R. Dai, R. Molina, and E. Oset, *Phys. Rev. D* **105**, 016029 (2022), [Erratum: *Phys.Rev.D* 106, 099902 (2022)], arXiv:2110.15270 [hep-ph].

- [68] L. M. Abreu, *Nucl. Phys. B* **985**, 115994 (2022), [arXiv:2206.01166 \[hep-ph\]](#).
- [69] V. Montesinos, M. Albaladejo, J. Nieves, and L. Tolos, *Phys. Rev. C* **108**, 035205 (2023), [arXiv:2306.17673 \[hep-ph\]](#).
- [70] F.-Z. Peng, M.-Z. Liu, M. Sánchez Sánchez, and M. Pavon Valderrama, *Phys. Rev. D* **102**, 114020 (2020), [arXiv:2004.05658 \[hep-ph\]](#).
- [71] J. Nieves and M. P. Valderrama, *Phys. Rev. D* **84**, 056015 (2011), [arXiv:1106.0600 \[hep-ph\]](#).
- [72] F.-K. Guo, C. Hidalgo-Duque, J. Nieves, and M. P. Valderrama, *Phys. Rev. D* **88**, 054007 (2013), [arXiv:1303.6608 \[hep-ph\]](#).
- [73] A. Ali, I. Ahmed, and M. J. Aslam, (2024), [arXiv:2405.01173 \[hep-ph\]](#).