

Class-relevant Patch Embedding Selection for Few-Shot Image Classification

Weihao Jiang, Haoyang Cui, Kun He*, *Senior Member, IEEE*

Abstract—Effective image classification hinges on discerning relevant features from both foreground and background elements, with the foreground typically holding the critical information. While humans adeptly classify images with limited exposure, artificial neural networks often struggle with feature selection from rare samples. To address this challenge, we propose a novel method for selecting class-relevant patch embeddings. Our approach involves splitting support and query images into patches, encoding them using a pre-trained Vision Transformer (ViT) to obtain class embeddings and patch embeddings, respectively. Subsequently, we filter patch embeddings using class embeddings to retain only the class-relevant ones. For each image, we calculate the similarity between class embedding and each patch embedding, sort the similarity sequence in descending order, and only retain top-ranked patch embeddings. By prioritizing similarity between the class embedding and patch embeddings, we select top-ranked patch embeddings to be fused with class embedding to form a comprehensive image representation, enhancing pattern recognition across instances. Our strategy effectively mitigates the impact of class-irrelevant patch embeddings, yielding improved performance in pre-trained models. Extensive experiments on popular few-shot classification benchmarks demonstrate the simplicity, efficacy, and computational efficiency of our approach, outperforming state-of-the-art baselines under both 5-shot and 1-shot scenarios.


Index Terms—Few-shot learning, Vision Transformer, class embedding, patch embeddings, feature selection.

I. INTRODUCTION


Deep learning has achieved remarkable advancements in computer vision and multimedia systems. However, its dependency on extensive annotated data poses challenges when confronted with novel categories with very few labeled examples. Few-shot learning methods [1]–[7] have emerged as a solution to these challenges by leveraging knowledge acquired from base categories to generalize to novel ones, thereby mitigating issues stemming from data scarcity. Unlike traditional methods requiring extensive datasets, few-shot learning operates on a small number of labeled samples, rendering it more practical for real-world applications by circumventing laborious and costly data annotation processes. Drawing inspiration from human’s rapid learning through effective utilization of prior knowledge, few-shot learning aims to resolve this problem through knowledge transfer, with metric-based meta-learning

Weihao Jiang, Haoyang Cui and Kun He are with the School of Computer Science, Huazhong University of Science and Technology, Wuhan, China 430074. Corresponding author: Kun He, E-mail: brooklet60@hust.edu.cn.

This work is supported by National Natural Science Foundation of China (U22B2017).



(a) Images of distinct categories



(b) Images of the same category

Fig. 1. Illustration on the patch regions. The highlighted regions contain key semantics consistent with global information that corresponds to semantics of image labels, while low-transparency regions contain semantics not relevant to the global information.

approaches [5], [8], [9], showcasing simple yet effective characteristics. This paradigm significantly reduces overhead associated with applying deep learning to multimedia systems and has garnered increasing attention in the literature.

Few-shot learning methods based on metric learning typically involve three fundamental steps: feature extraction from query and support images, computation of distances between the query image and the center of each support image class using a designated metric, and label assignment to the query image via nearest neighbor search. However, in the context of few-shot image classification, the reliance on only a few images to represent a new category poses a significant challenge. On one hand, the model encounters difficulties in identifying the defining characteristics that determine the category of an image due to the limited availability of labeled images for the new category and the extremely limited number of associated entities. On the other hand, potential ambiguity arises when an entity present in the training image, not covered by the training class, aligns with the entity expected to be represented by the new class during the testing phase.

To tackle these challenges, researchers have introduced various approaches emphasizing class-relevant regions or aug-

menting the relevance of region features. SAML [10] employs a “collect-and-select” strategy, employing attention techniques to select semantically relevant pairs and assign them higher weights. CAN [11] generates cross attention maps between class features and query sample features to highlight target regions. CTX [12] proposes a Transformer-based neural network architecture to establish coarse spatial correspondence between queries and labeled images. DeepEMD [13] achieves semantic alignment by minimizing the earth movers’ distance between image pairs. FewTURE [14] selects the most informative patch embeddings through online optimization during inference. Recently, CPEA [15] integrates patch embeddings with class-relevant embeddings to enhance their class relevance.

While these methods show promise in mitigating interference, they also face notable limitations. Firstly, the scarcity of labeled images for new classes and the limited number of class-relevant entities present challenges in accurately positioning and aligning objects in natural images, particularly in the presence of intra-class variations and excessive background clutter. Secondly, when relying on regional feature measurements, these methods consider all local regions without effectively filtering out class-irrelevant regions, leading to inaccurate measurements.

As depicted in Figure 1, the focal region (foreground) within an image typically occupies only a fraction, while the remainder comprising interfering elements such as the background. When comparing two images from distinct categories, although noticeable distinctions exist in the focal region, its contribution constitutes a minor fraction of the overall image. Consequently, when evaluating measurements across all patches, the discriminative capacity of the focal region is diminished compared to that of the background. This discrepancy can lead to the misclassification of both images into the same category. Similarly, even two images from identical categories may be erroneously identified as belonging to different categories due to the interference of background factors.

In this paper, we address the aforementioned challenges with a novel approach, the Class-relevant Patch Embedding Selection (CPES) method. CPES effectively eliminates interference from class-irrelevant regions while preventing supervision collapse. Specifically, our method leverages a Vision Transformer (ViT) architecture as the feature extractor, utilizing self-supervised pretraining with Masked Image Modeling (MIM) as a pretext task so as to generate semantically meaningful patch embeddings. We then partition the image into disjoint patches and feed them into the pre-trained feature extractor to obtain class embedding and patch embeddings, that represent global information and local information, respectively. We then pick top relevant patches to mitigate the interference of irrelevant patch embeddings for each image. In the end, for each pair of images, we compute a dense score matrix between their class-relevant patch embeddings to quantify similarity.

Our contributions can be summarized as follows:

- We address the background interference in few-shot scenarios from a novel perspective, demonstrating effective mitigation without requiring localization and alignment mechanisms.

anisms.

- We introduce CPES, a novel approach that selects class-relevant patch embeddings and quantifies similarity between the embeddings across images in a dense manner, thereby enhancing model generalization.

- Visualizations demonstrate the efficacy of CPES in selecting class-relevant patch embeddings, and extensive comparisons showcase the superiority of our method.

II. RELATED WORKS

In this section, we start by categorizing various approaches to few-shot learning and proceed to conduct a comparative analysis between our method and existing ones. Subsequently, we outline several ViT pre-training methodologies, ultimately selecting Masked Image Modeling as our preferred pre-training technique. Lastly, we delve into the utilization of attention mechanisms, highlighting the distinctive aspects of our selection methodology.

A. Few-shot Learning

In recent years, there has been a significant body of research dedicated to few-shot learning. Broadly, these efforts can be categorized into two main branches: meta-learning and transfer learning. Certainly, most of the existing few-shot learning methods rely on the meta-learning framework, which can be further divided into two types: optimization-based and metric-based.

Optimization-based methods. Optimization-based methods aim to learn a good model initialization such that the model can be optimized quickly when encountering new tasks. As a representative work of this category, MAML [16] obtains good initialization parameters through internal and external training in the meta-training stage. MAML has inspired many follow-up efforts, such as ANIL [17], BOIL [18], and LEO [19].

Metric-based methods. Metric-based FSL methods embed support images and query images into the same space and classify query images by calculating the distance or similarity. Using different metric methods, various models have been derived, such as Matching Networks [20], Prototypical Networks [5], MSML [21] and DeepEMD [13]. Simultaneously, to garner more distinctive features, researchers have started treating the entire task holistically and devising external modules to enhance the features. CTM [22] introduces a Category Traversal Module that traverses the entire support set at once, discerning task-relevant features based on both intra-class commonality and inter-class uniqueness in the feature space. CAN [11] generates cross-attention maps for each pair of support feature map and query sample feature map to emphasize target object regions, enhancing the discriminative nature of the extracted features. CTX [12] proposes to learn spatial and semantic alignment between CNN-extracted query and support features using a Transformer-style attention mechanism. ATL-Net [23] introduces episodic attention calculated by a local relation map between the query image and the support set, adaptively selecting important local patches within the entire task. RENet [24] combines self-correlational representation

within each image and cross-correlational attention modules between images to learn relational embeddings.

Recently, researchers have started incorporating ViT into few-shot learning scenarios. The PMF [25] method consists of three phases. Firstly, it utilizes a pre-trained Transformer model with external unsupervised data. Then, it simulates few-shot tasks for meta-training using base categories. Finally, the model is fine-tuned using scarcely labeled data from test tasks. HCTransformer [26] employs hierarchically cascaded Transformers as a robust meta feature extractor for few-shot learning. It utilizes the DINO [27] learning framework and maximizes the use of annotated data for training. Additionally, it enhances data efficiency through attribute surrogates learning and spectral tokens pooling. FewTURE [14] adopts a completely transformer-based architecture and learns a token importance weight through online optimization during inference. CPEA [15] also adopts a pre-trained ViT model and integrates patch embeddings with class-aware embeddings to make them class-relevant.

Transfer learning based methods. Few-shot learning methods based on the transfer learning framework yield comparable results compared with meta-learning approaches. They first employ a simple scheme to train a classification model on the overall training set, then remove the classification head and retain the feature extraction part, and train a new classifier based on the support set from testing data. Representative works include Dynamic Classifier [28], Baseline++ [29] and RFS [30].

Our proposed method falls into the category of metric-based meta-learning methods. In contrast to existing metric-based learning approaches that directly utilize all features, our method exploits the semantic correlation between global and local features to emphasize the target object. Although some methods [11], [12], [14], [15], [22]–[24] also consider to highlight helpful local regions, they rely on all local features and weight these features through complex external module networks. In contrast, our approach solely employs top class-relevant patch embeddings based on the similarity sequence between class embedding and patch embeddings, and gains superior performance.

B. Self-supervised Pretraining ViT

Vision Transformers have shown superior performance compared to traditional architectures [31], [32]. However, their effectiveness heavily relies on a vast amount of labeled data, which may not always be feasible or sustainable for supervised training. Thus, implementing a self-supervised approach for Vision Transformers can make them powerful and more applicable to downstream problems. BEiT [33] introduces the concept of Masked Image Modeling as a self-supervised training task for training ViT. SimMIM [34] suggests that randomly masking image parts and increasing the resolution of image blocks can yield satisfactory results. In contrast to BEiT, MAE [35] simplifies the training logic by using random masks to process input image blocks and directly reconstructing the masked image blocks for training. DINO [27] presents a straightforward self-supervised approach for ViT, which can

be viewed as a form of knowledge distillation without the use of labels. The DINO framework involves predicting the output of a teacher network, constructed with a momentum encoder, by employing a standard cross-entropy loss.

In our approach, we leverage a Vision Transformer architecture as an encoder, chosen for its patch-based nature. Simultaneously, to address the issue of supervision collapse, we implement self-supervised training, employing Masked Image Modeling as a pretext task. Moreover, a considerable number of Transformer models pre-trained using self-supervised methods exist. To expediently assess the extensibility of our model, we incorporate certain pre-trained model parameters when utilizing the ViT-Base model, specifically those obtained through pre-training with the MAE method.

C. Attention Mechanism

Attention mechanisms have been successful in highlighting crucial local regions to extract more discriminative features, notably in various computer vision tasks such as image classification, image captioning, and visual question answering. In few-shot image classification, prior works [14], [22], [23] propose weight generator modules based on attention mechanisms to enhance model representation. These modules derive critical weights for each local feature to emphasize the focal region. However, these methods rely on weighted aggregations of all local features, which, although effective in highlighting focal region, may still be susceptible to background interference and other factors. Moreover, they localize critical regions in test images solely based on training class priors, limiting generalization to unseen classes. In contrast to existing approaches, our paper introduces a novel method for selecting class-relevant patch embeddings. This approach enables the identification of crucial regions in the target image and enhances feature discriminability.

III. METHODOLOGY

In this section, we begin by providing the definition of few-shot image classification task. Consequently, we outline the framework of our proposed method. Then, we elaborate on the module concerning our class-relevant patch embedding selection in detail, and explain the classification method based on the chosen patch embeddings.

A. Problem Definition

Few-shot image classification is primarily concerned with the N -way K -shot problem, where N denotes the number of categories and K represents the number of instances within each category. Typically, K is relatively small, often set to values like 1 or 5.

Datasets designed for few-shot learning typically comprise three distinct parts: training set, validation set, and test set. Notably, they feature non-overlapping categories, meaning that images in the test set are entirely unseen during training and validation. This lack of overlap poses a significant challenge for few-shot learning. Typically, all three datasets contain numerous categories and examples. To emulate the conditions

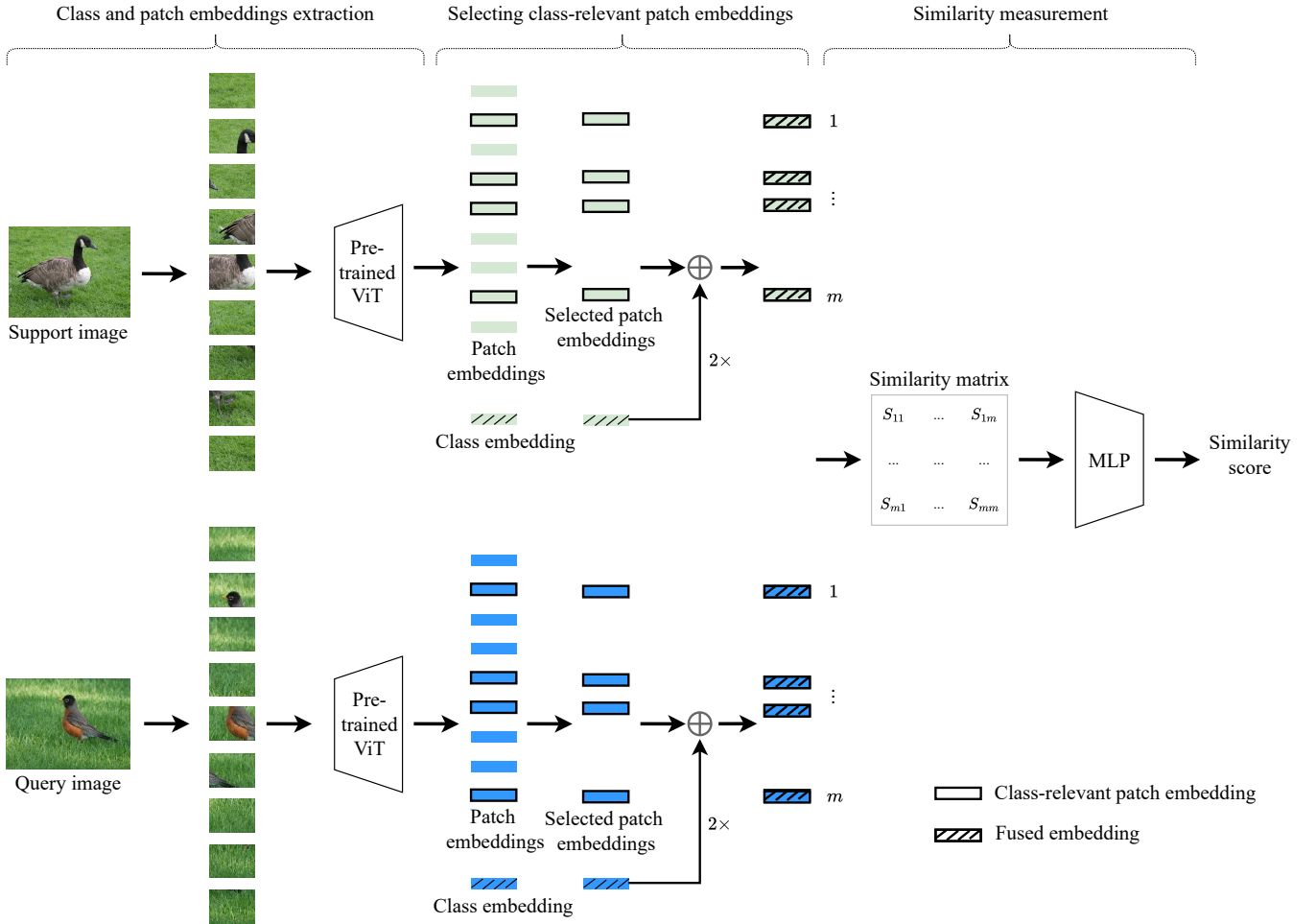


Fig. 2. The processing pipeline of CPES. Support and query images are patched and then encoded with a pre-trained ViT. Patch embeddings are compared with class embedding to select top relevant patches, which are then fused with class embeddings to create new embeddings. A similarity matrix is calculated based on these embeddings, which in the end is flattened and fed into a multi-layer perceptron to generate the similarity score.

of few-shot learning, researchers adopt an episode training mechanism [20]. In this mechanism, episodes are randomly sampled from the datasets, each consisting of a support set and a query set. Both the support set and query set have identical labels, but their samples do not overlap. The support set contains a sparse selection of labeled samples, acting as the few-shot training data, while the query set is used for evaluation.

During the training phase, a large number of episodes sampled from the training set are utilized to update the model parameters until reaching convergence. For validation and testing, episodes from the validation and test sets are employed to ensure that the test conditions mirror real-world scenarios.

B. The Proposed Framework

The framework of our CPES model, as depicted in Figure 2, leverages the Vision Transformer as the feature extractor. Each input image is first partitioned into non-overlapping patches, and encoded using the pre-trained ViT [36], yielding both class embedding and patch embeddings. While the class embedding captures global image information, patch embeddings capture

local details specific to each patch. Subsequently, in our patch embedding selection module, the class embedding is employed to filter out class-irrelevant patch embeddings, enhancing image representations by focusing on class-relevant regions. This process mitigates the influence of irrelevant background regions, sharpening the emphasis on the key image features. We then fuse the class embedding with each selected patch embedding to create new patch embeddings, enriching local features with global context. For instance in an image of a cat, where ‘cat’ represents the class embedding and ‘ear’ denotes one patch embedding, the fused ‘ear’ patch embedding becomes more distinct and representative. For every pair of images drawn from the support and query sets, we calculate a similarity matrix based on their fused patch embeddings. Finally, a multi-layer perceptron (MLP) layer is employed to calculate the similarity score from the flattened similarity matrix.

Our approach differs from traditional methods in that it does not rely on all patch embeddings for measurement. Instead, it leverages the global information of class embedding to identify class-relevant features within the local patch features,

thereby mitigating the impact of class-irrelevant patch features on image representation. Although previous methods have attempted to learn the weights of different patches to discern their value, they have failed to completely eliminate the negative impacts of class-irrelevant patches. Moreover, these methods often require an additional network module to learn the weight parameters, resulting in an increased number of parameters and posing challenges for generalization. In contrast, our method does not necessitate extra network modules for weight parameter learning. Rather, it only requires sifting based on the similarity between class and patch embeddings, with the selection of the number of patches as the sole hyperparameter. The utilization of selected patch embeddings allows the network to precisely focus on the focal region.

C. Class-relevant Patch Embedding Selection

In a typical single few-shot task, the support set usually consists of five classes, where N is commonly set to five. Each support category contains K shots, and the average of the embedding values is taken as the prototype embeddings. Following the encoding process, we obtain five sets of combinations, namely class embedding and patch embedding pairs:

$$P_i = [class_i^p, patch_{i,1}^p, patch_{i,2}^p, \dots, patch_{i,M}^p], \quad (1)$$

$$i \in [1, 5],$$

where M is the number of patches.

For a query image, we have a combination of class embedding and patch embeddings:

$$Q = [class^q, patch_1^q, patch_2^q, \dots, patch_M^q], \quad (2)$$

where M is the number of patches. Here *class* is the class embedding representing the global information of the image, and *patch* is the patch embedding representing the feature of the local region in the image. The semantics of these patch embeddings may be independent of the class to which the image belongs, and the spatial location of the patch embeddings associated with the class of interest is unknown in advance. Due to the large intra-class variation and background clutter, the measurement of using all patch embeddings directly for image classification is far from satisfactory. Therefore, it is more reasonable to filter out the most relevant patches to the category and then carry out subsequent operations.

For an image, we obtain its class embedding and patch embeddings respectively, namely:

$$P = [class, patch_1, patch_2, \dots, patch_M], \quad (3)$$

and then we calculate the similarity between class embedding and each patch embedding using the following formula:

$$r_i = \cos(class, patch_i), \quad (4)$$

$$i \in [1, 2, \dots, M],$$

where $\cos(\cdot)$ indicates the cosine similarity. Other similarity or distance functions can certainly be employed. The similarity sequence of an image between its class embedding and patch embeddings is:

$$R = [r_1, r_2, r_3, \dots, r_M]. \quad (5)$$

The obtained similarity sequence is then sorted in descending order. We select the top m patch embeddings based on the sorted sequence. To obtain the index value of a patch among all patches, equation (6) is utilized. We retain those patch embeddings that exhibit high similarity to the class, as determined by their corresponding index values.

$$id_i = \text{top}K(R, m), \quad (6)$$

$$i \in [1, 2, \dots, m], 1 \leq id_i \leq M.$$

Using the patch embedding selection method described above, we generate the selected image representation sets for both query and support images. Figure 3 presents the visualization results of patch embeddings for four randomly sampled 5-way 1-shot classification tasks, comparing cases with or without CPES. As depicted in the figure, when CPES is adopted, the selected patch embeddings within each cluster exhibit a more compact arrangement. This indicates that it becomes easier to differentiate patch embeddings among different image categories.

$$P_{selected} = [class^p, patch_{id_1}^p, patch_{id_2}^p, \dots, patch_{id_m}^p], \quad (7)$$

$$Q_{selected} = [class^q, patch_{id_1}^q, patch_{id_2}^q, \dots, patch_{id_m}^q]. \quad (8)$$

Once the class-relevant patch embeddings are selected, they are further fused with the class embedding to ensure that each patch feature is associated with global information while preserving the local characteristics. In this paper, we employ the fusion strategy of linear addition, which has been shown to be effective in previous works [15], [37]. The resulting fused patch embeddings are as follows:

$$\overline{patch}_{id_i} = patch_{id_i} + 2class. \quad (9)$$

Here, we adopt a set of fusion proportions that have been validated as optimal in prior work [15]. After integration, the final representation sets for both the support and query images are as follows:

$$\overline{P}_{selected} = [\overline{patch}_{id_1}^p, \overline{patch}_{id_2}^p, \dots, \overline{patch}_{id_m}^p], \quad (10)$$

$$\overline{Q}_{selected} = [\overline{patch}_{id_1}^q, \overline{patch}_{id_2}^q, \dots, \overline{patch}_{id_m}^q], \quad (11)$$

where m is the number of selected patch embeddings.

Through the aforementioned operations, the model acquires the capability to identify critical information within the focal region, thereby improving the representation of both support and query images while mitigating the negative impact of non-target regions. Furthermore, this selection method remains simple and lightweight without introducing additional learnable parameters, ensuring consistency in selection capability across both training and testing phases.

By strengthening the image representation, the margin between instances within the same class and those across different classes increases. This, in turn, leads to improved accuracy in classifying queries.

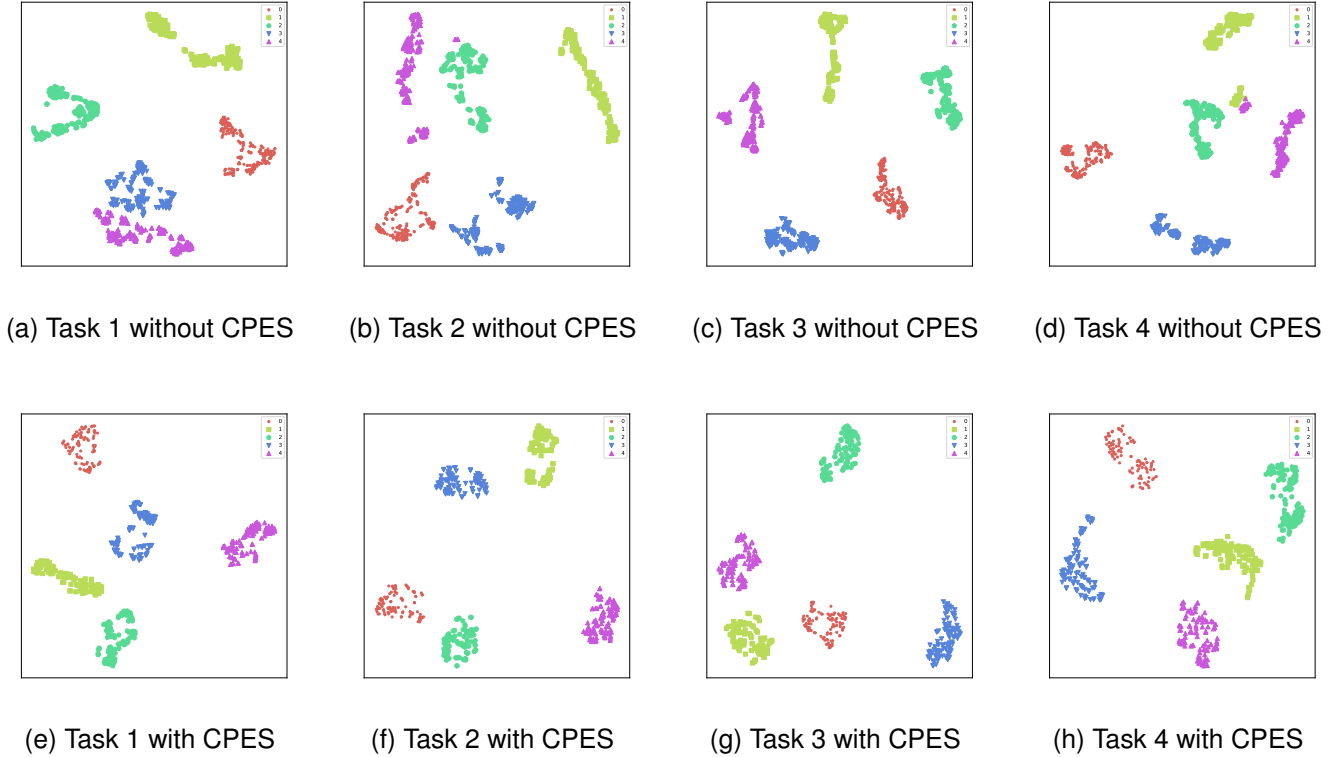


Fig. 3. Visualization of class-relevant patch embedding selection for four randomly sampled 5-way 1-shot classification tasks. (a), (b), (c), and (d) show the visualizations without CPES. (e), (f), (g), and (h) show the corresponding visualizations with CPES. CPES selects class-relevant patch embeddings by class embedding, thus eliminates class-irrelevant patch embeddings.

D. Classification using Selected Patch Embeddings

To calculate the similarity between the query image and the support image, we adopt a dense score matrix S whose element is a score between selected patch embeddings across images, which can be formulated as follows:

$$S_{ij}(q, p) = \cos(\overline{\text{patch}}_{id_i}^q, \overline{\text{patch}}_{id_j}^p)^2. \quad (12)$$

Then, we flatten matrix S and directly feed it into a multi-layer perceptron to output a similarity score.

$$\text{score}(q, p) = \text{MLP}(\text{Flatten}(S(p, q))), \quad (13)$$

where MLP is a multi-layer perceptron. Flatten reshapes metric S from two dimensions to one dimension.

Therefore, a query point \mathbf{x} is passed through the feature extractor to obtain the corresponding feature representation. The similarity score between \mathbf{x} and the support set prototypes is calculated to obtain the probability that \mathbf{x} belongs to class n :

$$p(y = n | \mathbf{x}) = \frac{\exp(\text{score}(q_{\mathbf{x}}, p_n))}{\sum_{n=1}^N \exp(\text{score}(q_{\mathbf{x}}, p_n))}. \quad (14)$$

In the end, the cross entropy \mathcal{L} is employed as the loss function.

IV. EXPERIMENTS

In this section, we present the experimental results of our model, where we evaluate its characteristics and compare the

performance against several baseline methods on four widely used benchmark datasets. We also extend our approach to existing methods and conduct an ablation study to demonstrate the effectiveness of our proposed method. Finally, we show the visualization of the image after the class-relevant patch embedding selection.

A. Datasets

In the standard few-shot classification task, there are four popular benchmark datasets for few-shot classification, including *miniImageNet* [38], *tieredImageNet* [39], *CIFAR-FS* [40] and *FC100* [41].

The *miniImageNet* dataset contains 100 categories sampled from ILSVRC-2012 [42]. Each category contains 600 images, and 60,000 images in total. In standard setting, it is randomly partitioned into training, validation and testing sets, each containing 64, 16 and 20 categories.

The *tieredImageNet* dataset is also from ILSVRC-2012, but with a more extensive data scale. There are 34 super-categories, partitioned into training, validation and testing sets, with 20, 6 and 8 super-categories, respectively. It contains 608 categories, corresponding to 351, 97 and 160 categories in each partitioned dataset.

Both *CIFAR-FS* and *FC100* are derived from *CIFAR-100*, which comprises 100 classes and 600 images per class, respectively. *CIFAR-FS* and *FC100* are characterized by small-resolution images, with dimensions of 32×32 pixels. Specifi-

cally, CIFAR-FS is randomly divided into 64 training classes, 16 validation classes, and 20 testing classes. On the other hand, FC100 contains 100 classes sourced from 36 super-classes in CIFAR100. These 36 super-classes are further divided into 12 training super-classes (containing 60 classes), 4 validation super-classes (containing 20 classes), and 4 testing super-classes (containing 20 classes).

B. Implementation Details

Motivated by the scalability and effectiveness of pre-training techniques, we employ an MIM-pretrained Vision Transformer as our model backbone. Specifically, we utilize the ViT-Small architecture with a patch size of 16. In the pre-training phase, we employ the same strategy of [14] to pretrain our ViT-Small backbones and mostly stick to the hyperparameter settings reported in their work. In the meta training phase, we utilize the AdamW optimizer with default settings. The initial learning rate is set to $1e - 5$ and decays to $1e - 6$ following a cosine learning rate scheme. For the *miniImageNet* and *tieredImageNet* datasets, we resize the images to a size of 224 and train for 100 epochs, with each epoch consisting of 600 episodes. Similarly, for the CIFAR-FS and FC100 datasets, we resize the images to a size of 224 and train for 90 epochs, with 600 episodes each. During the fine-tuning, we adopt episode training mechanism. To be consistent with prior studies, we employ the validation set to select the best performing models. In addition, we apply standard data augmentation techniques, including random resized crops and horizontal flips.

During the meta-testing phase, we randomly sample 1000 tasks, each containing 15 query images per class. We report the mean accuracy along with the corresponding 95% confidence interval.

C. Performance Comparison

Following the established conventions of few-shot learning, we perform experiments on four popular few-shot classification benchmarks, and the results are presented in Tables I and II, respectively. From the results, it is evident that our proposed CPES consistently achieves competitive performance compared to the state-of-the-art methods on both the 5-way 1-shot and 5-way 5-shot tasks.

Results on *miniImageNet* and *tieredImageNet* datasets. Table I presents a comparison on the 1-shot and 5-shot performance of our method with the baselines on the *miniImageNet* and *tieredImageNet* datasets. We achieve significant improvements over existing SOTA results while utilizing fewer learnable parameters. For instance, on the *miniImageNet* dataset, our CPES surpasses the runner-up by 1.22% in the 1-shot setting and 1.66% in the 5-shot setting. Similarly, on the *tieredImageNet* dataset, CPES outperforms the runner-up by 1.32% and 1.13% in the 1-shot and 5-shot settings, respectively.

Compared to FewTure and CPEA, which utilize all patch embeddings, our method eliminates the class-irrelevant patch embeddings while achieving better performance and utilizing fewer learnable parameters. The significant margin between our method and the runner-up baselines further validates the

contribution of our method, which effectively captures key information in the data and maintains good generalization capability.

Results on small-resolution datasets. To verify the adaptability of the model, we conduct further experiments on two small-resolution datasets along with comparisons to other methods. This allows us to evaluate the performance of our method across various data scenarios, ensuring fair and comprehensive performance analysis.

Table II demonstrates the 1-shot and 5-shot classification performance on the small-resolution datasets CIFAR-FS and FC100. In the case of CIFAR-FS, CPES outperforms the runner-up by 1.14% in the 1-shot setting and 1.65% in the 5-shot setting. Similarly, for FC100, our method surpasses the runner-up by 1.04% in the 1-shot setting and 1.53% in the 5-shot setting.

These results highlight the effectiveness of our method across all the four datasets, since our method achieves superior performance across all settings.

The substantial enhancements observed affirm the superiority of our method, which employs the class-relevant patch embedding selection method to augment the representation of an image. The effectiveness of this approach is substantiated by the remarkable performance gains achieved across diverse few-shot learning tasks.

D. Model Extension

Our CPES method is a flexible strategy. We can consider inserting our method as long as all patch embeddings are used to measure the similarity between images. Here, we extend our approach to the following two methods: FewTure [14] and CPEA [15]. FewTure first extracts the class embeddings and patch embeddings of images using pre-trained ViT and then learns a patch weight by using all patch embeddings to determine which patches are helpful for classification. For this method, we first use class embedding to select the patch embedding related to the category and then conduct subsequent operations based on the selected patches. CPEA also uses pre-trained ViT to extract image class embedding and patch embedding and then fuses all patch embeddings with class embedding to perform image classification measurement. Similarly, we select the patches related to the class and proceed to the following operations. The experimental results are shown in Table III. After adding our patch selection method, the effects of these two methods are further improved by approximately 1.5%, which once again proves the effectiveness and flexibility of our method.

E. Ablation Study

In this subsection, we conduct ablation experiments to analyze the impact of each component on the performance of our method. Specifically, we focus on the 5-way 5-shot setting on the *miniImageNet* dataset, utilizing the pre-trained Vision Transformer backbone. By analyzing the performance changes resulting from these ablations, we gain insights into the contribution of each component to the overall effectiveness

TABLE I
COMPARISONS ON 5-WAY 1-SHOT AND 5-WAY 5-SHOT WITH 95% CONFIDENCE INTERVALS ON *mini*IMAGENET AND *tiered*IMAGENET.

Model	Backbone	≈Params	<i>mini</i> ImageNet		<i>tiered</i> ImageNet	
			1-shot	5-shot	1-shot	5-shot
ProtoNet [5]	ResNet-12	12.4 M	62.29±0.33	79.46±0.48	68.25±0.23	84.01±0.56
FEAT [43]	ResNet-12	12.4 M	66.78±0.20	82.05±0.14	70.80±0.23	84.79±0.16
CAN [11]	ResNet-12	12.4 M	63.85±0.48	79.44±0.34	69.89±0.51	84.23±0.37
CTM [22]	ResNet-18	11.2 M	64.12±0.82	80.51±0.13	68.41±0.39	84.28±1.73
ReNet [24]	ResNet-12	12.4 M	67.60±0.44	82.58 ±0.30	71.61±0.51	85.28±0.35
DeepEMD [13]	ResNet-12	12.4 M	65.91±0.82	82.41±0.56	71.16±0.87	86.03±0.58
IEPT [44]	ResNet-12	12.4 M	67.05±0.44	82.90±0.30	72.24±0.50	86.73±0.34
MELR [45]	ResNet-12	12.4 M	67.40±0.43	83.40±0.28	72.14±0.51	87.01±0.35
FRN [46]	ResNet-12	12.4 M	66.45±0.19	82.83±0.13	72.06±0.22	86.89±0.14
CG [47]	ResNet-12	12.4 M	67.02±0.20	82.32±0.14	71.66±0.23	85.50±0.15
DMF [48]	ResNet-12	12.4 M	67.76±0.46	82.71±0.31	71.89±0.52	85.96±0.35
InfoPatch [49]	ResNet-12	12.4 M	67.67±0.45	82.44±0.31	-	-
BML [50]	ResNet-12	12.4 M	67.04±0.63	83.63±0.29	68.99±0.50	85.49±0.34
CNL [47]	ResNet-12	12.4 M	67.96±0.98	83.36±0.51	73.42±0.95	87.72±0.75
Meta-NVG [51]	ResNet-12	12.4 M	67.14±0.80	83.82±0.51	74.58±0.88	86.73±0.61
PAL [52]	ResNet-12	12.4 M	69.37±0.64	84.40±0.44	72.25±0.72	86.95±0.47
COSOC [53]	ResNet-12	12.4 M	69.28±0.49	85.16±0.42	73.57±0.43	87.57±0.10
Meta DeepBDC [54]	ResNet-12	12.4 M	67.34±0.43	84.46±0.28	72.34±0.49	87.31±0.32
QSFormer [55]	ResNet-12	12.4 M	65.24±0.28	79.96±0.20	72.47±0.31	85.43±0.22
LEO [19]	WRN-28-10	36.5 M	61.76±0.08	77.59±0.12	66.33±0.05	81.44±0.09
CC+rot [56]	WRN-28-10	36.5 M	62.93±0.45	79.87±0.33	70.53±0.51	84.98±0.36
FEAT [43]	WRN-28-10	36.5 M	65.10±0.20	81.11±0.14	70.41±0.23	84.38±0.16
MetaQDA [57]	WRN-28-10	36.5 M	67.83±0.64	84.28±0.69	74.33±0.65	89.56±0.79
OM [58]	WRN-28-10	36.5 M	66.78±0.30	85.29±0.41	71.54±0.29	87.79±0.46
FewTURE [14]	ViT-Small	22 M	68.02±0.88	84.51±0.53	72.96±0.92	86.43±0.67
FewTURE [14]	Swin-Tiny	29 M	72.40±0.78	86.38±0.49	76.32±0.87	89.96±0.55
CPEA [15]	ViT-Small	22 M	71.97±0.65	87.06±0.38	76.93±0.70	90.12±0.45
CPES (ours)	ViT-Small	22 M	73.62±0.59	88.61±0.35	78.25±0.70	91.25±0.41

TABLE II
COMPARISONS ON 5-WAY 1-SHOT AND 5-WAY 5-SHOT WITH 95% CONFIDENCE INTERVALS ON CIFAR-FS AND FC100.

Model	Backbone	≈Params	CIFAR-FS		FC100	
			1-shot	5-shot	1-shot	5-shot
ProtoNet [5]	ResNet-12	12.4 M	-	-	41.54±0.76	57.08±0.76
MetaOpt [59]	ResNet-12	12.4 M	72.00±0.70	84.20±0.50	41.10±0.60	55.50±0.60
MABAS [60]	ResNet-12	12.4 M	73.51±0.92	85.65±0.65	42.31±0.75	58.16±0.78
RFS [30]	ResNet-12	12.4 M	73.90±0.80	86.90±0.50	44.60±0.70	60.90±0.60
BML [50]	ResNet-12	12.4 M	73.45±0.47	88.04±0.33	-	-
CG [47]	ResNet-12	12.4 M	73.00±0.70	85.80±0.50	-	-
Meta-NVG [51]	ResNet-12	12.4 M	74.63±0.91	86.45±0.59	46.40±0.81	61.33±0.71
RENet [24]	ResNet-12	12.4 M	74.51±0.46	86.60±0.32	-	-
TPMN [61]	ResNet-12	12.4 M	75.50±0.90	87.20±0.60	46.93±0.71	63.26±0.74
MixFSL [62]	ResNet-12	12.4 M	-	-	44.89±0.63	60.70±0.60
QSFormer [55]	ResNet-12	12.4 M	-	-	46.51±0.26	61.58±0.25
CC+rot [56]	WRN-28-10	36.5 M	73.62±0.31	86.05±0.22	-	-
PSST [63]	WRN-28-10	36.5 M	77.02±0.38	88.45±0.35	-	-
Meta-QDA [57]	WRN-28-10	36.5 M	75.83±0.88	88.79±0.75	-	-
FewTURE [14]	ViT-Small	22 M	76.10±0.88	86.14±0.64	46.20±0.79	63.14±0.73
FewTURE [14]	Swin-Tiny	29 M	77.76±0.81	88.90±0.59	47.68±0.78	63.81±0.75
CPEA [15]	ViT-Small	22 M	77.82±0.66	88.98±0.45	47.24±0.58	65.02±0.60
CPES (ours)	ViT-Small	22 M	78.96±0.63	90.63±0.42	48.72±0.63	66.55±0.59

of our method. Specifically, we investigate the influence of the following variations.

Class-relevant Patch Embedding Selection method: We evaluate the performance of our model without class-relevant patch embedding selection, which is responsible for enhancing the representation of the support and query sets.

To verify the effectiveness of our class-relevant patch embedding selection method, we design a comparative model called Vanilla. In the Vanilla method, we do not employ patch selection, and all the patch embeddings of the support and

query sets are utilized to measure the similarity score. As shown in Table IV, the results clearly demonstrate the significant improvement achieved by our CPES method compared to the Vanilla method. This result confirms the efficacy of our selection method in improving the performance for few-shot learning tasks.

Number of selected patch embeddings: We evaluate the performance of our model with different numbers of selected patch embeddings, which is the dominant factor in the selection method.

TABLE III
RESULTS WHEN INTEGRATING OUR METHOD INTO EXISTING METHODS
FOR FEW-SHOT CLASSIFICATION ON *mini*IMAGENET.

Model	1-shot	5-shot
FewTURE [14]	68.02±0.88	84.51±0.53
FewTURE+CPES	69.66±0.84	85.94±0.52
CPEA [15]	71.97±0.65	87.06±0.38
CPEA+CPES	73.79±0.66	88.52±0.35

TABLE IV
RESULTS OF THE CLASS-RELEVANT PATCH EMBEDDING SELECTION
METHOD FOR FEW-SHOT CLASSIFICATION ON *mini*IMAGENET.

Patch embedding selection	1-shot	5-shot
✓	73.62±0.59	88.61±0.35
×	70.74±0.69	86.69±0.38

We design a series of comparative models to verify the effectiveness of a different number of selected patch embeddings. $m = 0$ means that the class embeddings are directly treated as image representations, while $m = 196$ means that all the patch embeddings are treated as image representations. As shown in Table V, the performance degrades when the selected patch embeddings are either too small or too large. We speculate this is because when too few patch embeddings are selected, the target region cannot be effectively included. However, when too many patch embeddings are selected, the image representation will be affected because too many class-irrelevant patches are retained. In this paper, we set the number of selected patch embeddings to 96 as a good tradeoff.

TABLE V
RESULTS ON THE NUMBER OF SELECTED CLASS-RELEVANT PATCH
EMBEDDINGS FOR FEW-SHOT CLASSIFICATION ON *mini*IMAGENET.

Number of selected patch embeddings (m)	1-shot	5-shot
0	70.47±0.66	85.18±0.55
49	72.17±0.66	87.34±0.35
64	73.06±0.64	88.44±0.35
96	73.62±0.59	88.61±0.35
128	72.80±0.65	87.80±0.35
196	70.74±0.69	86.69±0.38

TABLE VI
ANALYSIS ON DIFFERENT DISTANCE FUNCTION EMPLOYED IN
CLASS-RELEVANT PATCH EMBEDDING SELECTION FOR FEW-SHOT
CLASSIFICATION ON *mini*IMAGENET.

Different distance function in CPES	1-shot	5-shot
$dot(\cdot)$	72.52±0.65	88.12±0.37
$abs(\cdot)$	72.53±0.65	88.19±0.37
$sqr(\cdot)$	72.55±0.65	88.11±0.37
$cos(\cdot)$	73.62±0.59	88.61±0.35

Distance function employed in CPES: In order to determine the most suitable metric for selecting class-relevant patch embeddings, we examined four metric methods: dot

TABLE VII
ANALYSIS ON DIFFERENT LOCATION OF CLASS-RELEVANT PATCH
EMBEDDING SELECTION FOR FEW-SHOT CLASSIFICATION ON
*mini*IMAGENET.

Location of CPES	1-shot	5-shot
12	73.62±0.59	88.61±0.35
11	72.30±0.65	87.90±0.37
10	72.14±0.65	87.67±0.37
9	72.01±0.65	87.38±0.38
8	71.83±0.66	86.98±0.39
7	71.51±0.66	86.96±0.38
6	71.25±0.65	86.56±0.39

product (dot), Manhattan distance (abs), Euclidean distance (sqr), and cosine similarity (cos). Table VI presents the impact of these different distance functions in selecting class-relevant patch embeddings. The experiments demonstrate that cosine similarity, which is chosen in our method, yields the most prominent results.

Location of CPES: The Vision Transformer typically comprises an encoder with twelve layers, and the placement of our CPES module at different locations within this architecture can yield varying effects. Table VII illustrates the impact of different locations for selecting class-relevant patch embeddings on few-shot classification performance. The model achieved its best results when the CPES module was positioned after the final layer, with performance declining as the module was placed earlier in the network. We speculate that this trend arises because the semantic information of class and patch embeddings obtained after the final layer is more accurate, making it more conducive in selecting class-relevant patch embeddings. In this paper, we position the module after the final layer of the Vision Transformer.

F. Visualization Analysis

To qualitatively assess the efficacy of the proposed method for selecting class-relevant patch embeddings, we present visualization results of query and support set image patches using our model. As depicted in Figure 4, the selected patches highlight the target region of the image, retaining relevant features while eliminating interference from regions such as the background.

This visualization underscores the effectiveness of our approach. By selecting class-relevant patch embeddings prior to measurement, the resulting query and support features exhibit greater distinguishability.

V. CONCLUSION

In summary, our paper proposed a novel method called CPES, which utilizes the class embedding to select class-relevant patch embeddings in the context of few-shot learning. By segmenting input images into smaller patches and encoding them using a pre-trained Vision Transformer architecture learned through self-supervised learning, our approach captures both global and local information representations. The introduction of a method for selecting class-relevant patch




Fig. 4. Illustration of the selected patch embeddings visualization of two randomly sampled 5-way 1-shot classification tasks with one query image per class. The selected class-relevant patches are retained while the class-irrelevant patches are masked. One can observe that the selected patches mainly focus on the focal region.

embeddings enhances the representations of support and query sets, enabling them to focus on focal point and promoting similarity between instances.

Empirical evaluations demonstrated the effectiveness of our proposed method, yielding advanced performance. Our approach offers several advantages: it significantly enhances image representation by selecting class-relevant patch embeddings and efficiently utilizes knowledge and representations encoded in pre-trained models from the Masked Image Modeling pre-training task. By building upon these pre-trained models, our method has the potential to achieve competitive performance in few-shot learning tasks without the need of external weight modules.

REFERENCES

- [1] G. Koch, R. Zemel, R. Salakhutdinov *et al.*, “Siamese neural networks for one-shot image recognition,” in *ICML Deep Learning Workshop*, 2015.
- [2] B. M. Lake, R. Salakhutdinov, J. Gross, and J. B. Tenenbaum, “One shot learning of simple visual concepts,” in *Proceedings of the 33th Annual Meeting of the Cognitive Science Society*, 2011.
- [3] P. Tian and S. Xie, “An adversarial meta-training framework for cross-domain few-shot learning,” *IEEE Transactions on Multimedia*, vol. 25, pp. 6881–6891, 2023.
- [4] Y. Zhu, W. Min, and S. Jiang, “Attribute-guided feature learning for few-shot image recognition,” *IEEE Transactions on Multimedia*, vol. 23, pp. 1200–1209, 2021.
- [5] J. Snell, K. Swersky, and R. S. Zemel, “Prototypical networks for few-shot learning,” in *Advances in Neural Information Processing Systems*, 2017.
- [6] F. Peng, X. Yang, L. Xiao, Y. Wang, and C. Xu, “Sgva-clip: Semantic-guided visual adapting of vision-language models for few-shot image classification,” *IEEE Transactions on Multimedia*, vol. 26, pp. 3469–3480, 2024.
- [7] X. Zhong, C. Gu, M. Ye, W. Huang, and C.-W. Lin, “Graph complemented latent representation for few-shot image classification,” *IEEE Transactions on Multimedia*, vol. 25, pp. 1979–1990, 2023.
- [8] F. Sung, Y. Yang, L. Zhang, T. Xiang, P. H. S. Torr, and T. M. Hospedales, “Learning to compare: Relation network for few-shot learning,” in *IEEE/CVF Conference on Computer Vision and Pattern Recognition*, 2018.
- [9] Y. Chen, Z. Liu, H. Xu, T. Darrell, and X. Wang, “Meta-baseline: Exploring simple meta-learning for few-shot learning,” in *IEEE/CVF International Conference on Computer Vision*, 2021.
- [10] F. Hao, F. He, J. Cheng, L. Wang, J. Cao, and D. Tao, “Collect and select: Semantic alignment metric learning for few-shot learning,” in *2019 IEEE/CVF International Conference on Computer Vision, ICCV 2019, Seoul, Korea (South), October 27 - November 2, 2019*. IEEE, 2019, pp. 8459–8468.
- [11] R. Hou, H. Chang, B. Ma, S. Shan, and X. Chen, “Cross attention network for few-shot classification,” in *Advances in Neural Information Processing Systems, December 8-14, 2019, Vancouver, BC, Canada*, H. M. Wallach, H. Larochelle, A. Beygelzimer, F. d’Alché-Buc, E. B. Fox, and R. Garnett, Eds., 2019, pp. 4005–4016.
- [12] C. Doersch, A. Gupta, and A. Zisserman, “Crosstransformers: spatially-aware few-shot transfer,” in *Advances in Neural Information Processing Systems 33: Annual Conference on Neural Information Processing Systems 2020, NeurIPS 2020, December 6-12, 2020, virtual*, H. Larochelle, M. Ranzato, R. Hadsell, M. Balcan, and H. Lin, Eds., 2020.
- [13] C. Zhang, Y. Cai, G. Lin, and C. Shen, “Deepemd: Few-shot image classification with differentiable earth mover’s distance and structured classifiers,” in *IEEE/CVF Conference on Computer Vision and Pattern Recognition*, 2020.
- [14] M. Hiller, R. Ma, M. Harandi, and T. Drummond, “Rethinking generalization in few-shot classification,” in *Advances in Neural Information Processing Systems*, 2022.
- [15] F. Hao, F. He, L. Liu, F. Wu, D. Tao, and J. Cheng, “Class-aware patch embedding adaptation for few-shot image classification,” in *IEEE/CVF International Conference on Computer Vision, ICCV 2023, Paris, France, October 1-6, 2023*. IEEE, 2023, pp. 18 859–18 869.
- [16] C. Finn, P. Abbeel, and S. Levine, “Model-agnostic meta-learning for fast adaptation of deep networks,” in *Proceedings of the 34th International Conference on Machine Learning*, 2017.
- [17] A. Raghu, M. Raghu, S. Bengio, and O. Vinyals, “Rapid learning or feature reuse? towards understanding the effectiveness of MAML,” in *8th International Conference on Learning Representations*, 2020.
- [18] J. Oh, H. Yoo, C. Kim, and S. Yun, “BOIL: towards representation change for few-shot learning,” in *9th International Conference on Learning Representations*, 2021.
- [19] A. A. Rusu, D. Rao, J. Sygnowski, O. Vinyals, R. Pascanu, S. Osindero, and R. Hadsell, “Meta-learning with latent embedding optimization,” in *7th International Conference on Learning Representations, ICLR 2019, New Orleans, LA, USA, May 6-9, 2019*. OpenReview.net, 2019.
- [20] O. Vinyals, C. Blundell, T. Lillicrap, k. kavukcuoglu, and D. Wierstra, “Matching networks for one shot learning,” in *Advances in Neural Information Processing Systems*, 2016.
- [21] W. Jiang, K. Huang, J. Geng, and X. Deng, “Multi-scale metric learning for few-shot learning,” *IEEE Transactions on Circuits and Systems for Video Technology*, vol. 31, no. 3, pp. 1091–1102, 2021.

- [22] H. Li, D. Eigen, S. Dodge, M. Zeiler, and X. Wang, "Finding task-relevant features for few-shot learning by category traversal," in *IEEE Conference on Computer Vision and Pattern Recognition, CVPR 2019, Long Beach, CA, USA, June 16-20, 2019*. Computer Vision Foundation / IEEE, 2019, pp. 1–10.
- [23] C. Dong, W. Li, J. Huo, Z. Gu, and Y. Gao, "Learning task-aware local representations for few-shot learning," in *Proceedings of the Twenty-Ninth International Joint Conference on Artificial Intelligence*, 2020.
- [24] D. Kang, H. Kwon, J. Min, and M. Cho, "Relational embedding for few-shot classification," in *2021 IEEE/CVF International Conference on Computer Vision, ICCV 2021, Montreal, QC, Canada, October 10-17, 2021*. IEEE, 2021, pp. 8802–8813.
- [25] S. X. Hu, D. Li, J. Stühmer, M. Kim, and T. M. Hospedales, "Pushing the limits of simple pipelines for few-shot learning: External data and fine-tuning make a difference," in *IEEE/CVF Conference on Computer Vision and Pattern Recognition*, 2022.
- [26] Y. He, W. Liang, D. Zhao, H. Zhou, W. Ge, Y. Yu, and W. Zhang, "Attribute surrogates learning and spectral tokens pooling in transformers for few-shot learning," in *IEEE/CVF Conference on Computer Vision and Pattern Recognition, CVPR 2022, New Orleans, LA, USA, June 18-24, 2022*. IEEE, 2022, pp. 9109–9119.
- [27] M. Caron, H. Touvron, I. Misra, H. Jégou, J. Mairal, P. Bojanowski, and A. Joulin, "Emerging properties in self-supervised vision transformers," in *2021 IEEE/CVF International Conference on Computer Vision, ICCV 2021, Montreal, QC, Canada, October 10-17, 2021*. IEEE, 2021, pp. 9630–9640.
- [28] S. Gidaris and N. Komodakis, "Dynamic few-shot visual learning without forgetting," in *IEEE/CVF Conference on Computer Vision and Pattern Recognition*, 2018.
- [29] W. Chen, Y. Liu, Z. Kira, Y. F. Wang, and J. Huang, "A closer look at few-shot classification," in *7th International Conference on Learning Representations, ICLR 2019, New Orleans, LA, USA, May 6-9, 2019*. OpenReview.net, 2019.
- [30] Y. Tian, Y. Wang, D. Krishnan, J. B. Tenenbaum, and P. Isola, "Re-thinking few-shot image classification: A good embedding is all you need?" in *Computer Vision - ECCV 2020 - 16th European Conference, Glasgow, UK, August 23-28, 2020, Proceedings, Part XIV*. Springer, 2020, pp. 266–282.
- [31] W. Jiang, W. Zhou, and H. Hu, "Double-stream position learning transformer network for image captioning," *IEEE Transactions on Circuits and Systems for Video Technology*, vol. 32, no. 11, pp. 7706–7718, 2022.
- [32] B. Tang, Z. Liu, Y. Tan, and Q. He, "Hrtransnet: Hrformer-driven two-modality salient object detection," *IEEE Transactions on Circuits and Systems for Video Technology*, vol. 33, no. 2, pp. 728–742, 2023.
- [33] H. Bao, L. Dong, S. Piao, and F. Wei, "Beit: BERT pre-training of image transformers," in *The Tenth International Conference on Learning Representations, ICLR 2022, Virtual Event, April 25-29, 2022*. OpenReview.net, 2022.
- [34] Z. Xie, Z. Zhang, Y. Cao, Y. Lin, J. Bao, Z. Yao, Q. Dai, and H. Hu, "Simmm: a simple framework for masked image modeling," in *IEEE/CVF Conference on Computer Vision and Pattern Recognition, CVPR 2022, New Orleans, LA, USA, June 18-24, 2022*. IEEE, 2022, pp. 9643–9653.
- [35] K. He, X. Chen, S. Xie, Y. Li, P. Dollár, and R. B. Girshick, "Masked autoencoders are scalable vision learners," in *IEEE/CVF Conference on Computer Vision and Pattern Recognition, CVPR 2022, New Orleans, LA, USA, June 18-24, 2022*. IEEE, 2022, pp. 15 979–15 988.
- [36] A. Dosovitskiy, L. Beyer, A. Kolesnikov, D. Weissenborn, X. Zhai, T. Unterthiner, M. Dehghani, M. Minderer, G. Heigold, S. Gelly, J. Uszkoreit, and N. Houlsby, "An image is worth 16x16 words: Transformers for image recognition at scale," in *9th International Conference on Learning Representations, ICLR 2021, Virtual Event, Austria, May 3-7, 2021*. OpenReview.net, 2021.
- [37] J. Cheng, F. Hao, F. He, L. Liu, and Q. Zhang, "Mixer-based semantic spread for few-shot learning," *IEEE Transactions on Multimedia*, vol. 25, pp. 191–202, 2023. [Online]. Available: <https://doi.org/10.1109/TMM.2021.3123813>
- [38] S. Ravi and H. Larochelle, "Optimization as a model for few-shot learning," in *5th International Conference on Learning Representations*, 2017.
- [39] M. Ren, E. Triantafyllou, S. Ravi, J. Snell, K. Swersky, J. B. Tenenbaum, H. Larochelle, and R. S. Zemel, "Meta-learning for semi-supervised few-shot classification," in *6th International Conference on Learning Representations*, 2018.
- [40] L. Bertinetto, J. F. Henriques, P. H. S. Torr, and A. Vedaldi, "Meta-learning with differentiable closed-form solvers," in *7th International Conference on Learning Representations, ICLR 2019, New Orleans, LA, USA, May 6-9, 2019*. OpenReview.net, 2019.
- [41] B. N. Oreshkin, P. R. López, and A. Lacoste, "TADAM: task dependent adaptive metric for improved few-shot learning," in *Advances in Neural Information Processing Systems, December 3-8, 2018, Montréal, Canada*, S. Bengio, H. M. Wallach, H. Larochelle, K. Grauman, N. Cesa-Bianchi, and R. Garnett, Eds., 2018, pp. 719–729.
- [42] A. Krizhevsky, I. Sutskever, and G. E. Hinton, "Imagenet classification with deep convolutional neural networks," in *Advances in Neural Information Processing Systems*, 2012.
- [43] H. Ye, H. Hu, D. Zhan, and F. Sha, "Few-shot learning via embedding adaptation with set-to-set functions," in *IEEE/CVF Conference on Computer Vision and Pattern Recognition*, 2020.
- [44] M. Zhang, J. Zhang, Z. Lu, T. Xiang, M. Ding, and S. Huang, "IEPT: instance-level and episode-level pretext tasks for few-shot learning," in *9th International Conference on Learning Representations, ICLR 2021, Virtual Event, Austria, May 3-7, 2021*. OpenReview.net, 2021.
- [45] N. Fei, Z. Lu, T. Xiang, and S. Huang, "MELR: meta-learning via modeling episode-level relationships for few-shot learning," in *9th International Conference on Learning Representations, ICLR 2021, Virtual Event, Austria, May 3-7, 2021*. OpenReview.net, 2021.
- [46] D. Werthimer, L. Tang, and B. Hariharan, "Few-shot classification with feature map reconstruction networks," in *IEEE/CVF Conference on Computer Vision and Pattern Recognition*, 2021.
- [47] J. Zhao, Y. Yang, X. Lin, J. Yang, and L. He, "Looking wider for better adaptive representation in few-shot learning," in *AAAI Conference on Artificial Intelligence*, 2021.
- [48] C. Xu, Y. Fu, C. Liu, C. Wang, J. Li, F. Huang, L. Zhang, and X. Xue, "Learning dynamic alignment via meta-filter for few-shot learning," in *IEEE Conference on Computer Vision and Pattern Recognition, CVPR 2021, virtual, June 19-25, 2021*. Computer Vision Foundation / IEEE, 2021, pp. 5182–5191.
- [49] C. Liu, Y. Fu, C. Xu, S. Yang, J. Li, C. Wang, and L. Zhang, "Learning a few-shot embedding model with contrastive learning," in *Thirty-Fifth AAAI Conference on Artificial Intelligence, AAAI 2021*. AAAI Press, 2021, pp. 8635–8643.
- [50] Z. Zhou, X. Qiu, J. Xie, J. Wu, and C. Zhang, "Binocular mutual learning for improving few-shot classification," in *2021 IEEE/CVF International Conference on Computer Vision, ICCV 2021, Montreal, QC, Canada, October 10-17, 2021*. IEEE, 2021, pp. 8382–8391.
- [51] C. Zhang, H. Ding, G. Lin, R. Li, C. Wang, and C. Shen, "Meta navigator: Search for a good adaptation policy for few-shot learning," in *2021 IEEE/CVF International Conference on Computer Vision, ICCV 2021, Montreal, QC, Canada, October 10-17, 2021*. IEEE, 2021, pp. 9415–9424.
- [52] J. Ma, H. Xie, G. Han, S. Chang, A. Galstyan, and W. Abd-Almageed, "Partner-assisted learning for few-shot image classification," in *2021 IEEE/CVF International Conference on Computer Vision, ICCV 2021, Montreal, QC, Canada, October 10-17, 2021*. IEEE, 2021, pp. 10 553–10 562.
- [53] X. Luo, L. Wei, L. Wen, J. Yang, L. Xie, Z. Xu, and Q. Tian, "Rectifying the shortcut learning of background for few-shot learning," in *Advances in Neural Information Processing Systems, December 6-14, 2021, virtual*, M. Ranzato, A. Beygelzimer, Y. N. Dauphin, P. Liang, and J. W. Vaughan, Eds., 2021, pp. 13 073–13 085.
- [54] J. Xie, F. Long, J. Lv, Q. Wang, and P. Li, "Joint distribution matters: Deep brownian distance covariance for few-shot classification," in *IEEE/CVF Conference on Computer Vision and Pattern Recognition, CVPR 2022, New Orleans, LA, USA, June 18-24, 2022*. IEEE, 2022, pp. 7962–7971.
- [55] X. Wang, X. Wang, B. Jiang, and B. Luo, "Few-shot learning meets transformer: Unified query-support transformers for few-shot classification," *IEEE Transactions on Circuits and Systems for Video Technology*, vol. 33, no. 12, pp. 7789–7802, 2023.
- [56] S. Gidaris, A. Bursuc, N. Komodakis, P. Pérez, and M. Cord, "Boosting few-shot visual learning with self-supervision," in *2019 IEEE/CVF International Conference on Computer Vision, ICCV 2019, Seoul, Korea (South), October 27 - November 2, 2019*. IEEE, 2019, pp. 8058–8067.
- [57] X. Zhang, D. Meng, H. Gouk, and T. M. Hospedales, "Shallow bayesian meta learning for real-world few-shot recognition," in *2021 IEEE/CVF International Conference on Computer Vision, ICCV 2021, Montreal, QC, Canada, October 10-17, 2021*. IEEE, 2021, pp. 631–640.
- [58] G. Qi, H. Yu, Z. Lu, and S. Li, "Transductive few-shot classification on the oblique manifold," in *2021 IEEE/CVF International Conference on Computer Vision, ICCV 2021, Montreal, QC, Canada, October 10-17, 2021*. IEEE, 2021, pp. 8392–8402.

- [59] K. Lee, S. Maji, A. Ravichandran, and S. Soatto, "Meta-learning with differentiable convex optimization," in *IEEE Conference on Computer Vision and Pattern Recognition, CVPR 2019, Long Beach, CA, USA, June 16-20, 2019*. Computer Vision Foundation / IEEE, 2019, pp. 10 657–10 665.
- [60] J. Kim, H. Kim, and G. Kim, "Model-agnostic boundary-adversarial sampling for test-time generalization in few-shot learning," in *Computer Vision - ECCV 2020 - 16th European Conference, Glasgow, UK, August 23-28, 2020, Proceedings, Part I*. Springer, 2020, pp. 599–617.
- [61] J. Wu, T. Zhang, Y. Zhang, and F. Wu, "Task-aware part mining network for few-shot learning," in *2021 IEEE/CVF International Conference on Computer Vision, ICCV 2021, Montreal, QC, Canada, October 10-17, 2021*. IEEE, 2021, pp. 8413–8422.
- [62] A. Afrasiyabi, J. Lalonde, and C. Gagné, "Mixture-based feature space learning for few-shot image classification," in *2021 IEEE/CVF International Conference on Computer Vision, ICCV 2021, Montreal, QC, Canada, October 10-17, 2021*. IEEE, 2021, pp. 9021–9031.
- [63] Z. Chen, J. Ge, H. Zhan, S. Huang, and D. Wang, "Pareto self-supervised training for few-shot learning," in *IEEE Conference on Computer Vision and Pattern Recognition, CVPR 2021, virtual, June 19-25, 2021*. Computer Vision Foundation / IEEE, 2021, pp. 13 663–13 672.



Weihao Jiang is currently pursuing a Ph.D. degree in School of Computer Science and Technology, Huazhong University of Science and Technology, Wuhan, China. His research focuses on deep learning, few-shot learning and meta-learning.



Haoyang Cui is currently pursuing a undergraduate degree in School of Computer Science and Technology, Huazhong University of Science and Technology, Wuhan, China. His research mainly focuses on deep learning and image classification.



Kun He (SM18) is currently a Professor in School of Computer Science and Technology, Huazhong University of Science and Technology, Wuhan, P.R. China. She received the Ph.D. degree in system engineering from Huazhong University of Science and Technology, Wuhan, China, in 2006. She had been with the Department of Management Science and Engineering at Stanford University in 2011-2012 as a visiting researcher. She had been with the department of Computer Science at Cornell University in 2013-2015 as a visiting associate professor, in 2016 as a visiting professor, and in 2018 as a visiting professor. She was honored as a Mary Shepard B. Upson visiting professor for the 2016-2017 Academic year in Engineering, Cornell University, New York. Her research interests include adversarial machine learning, deep representation learning, graph machine learning and optimization method.