

# AlphaMath Almost Zero: process Supervision without process

Guoxin Chen\*, Minpeng Liao\*, Chengxi Li\*, Kai Fan\*<sup>†</sup>

Alibaba Group

{chenguoxin.cgx,minpeng.lmp,xiji.lcx,k.fan}@alibaba-inc.com

## Abstract

Recent advancements in large language models (LLMs) have substantially enhanced their mathematical reasoning abilities. However, these models still struggle with complex problems that require multiple reasoning steps, frequently leading to logical or numerical errors. While numerical mistakes can largely be addressed by integrating a code interpreter, identifying logical errors within intermediate steps is more challenging. Moreover, manually annotating these steps for training is not only expensive but also demands specialized expertise. In this study, we introduce an innovative approach that eliminates the need for manual annotation by leveraging the Monte Carlo Tree Search (MCTS) framework to generate both the process supervision and evaluation signals automatically. Essentially, when a LLM is well-pretrained, only the mathematical questions and their final answers are required to generate our training data, without requiring the solutions. We proceed to train a step-level value model designed to improve the LLM’s inference process in mathematical domains. Our experiments indicate that using automatically generated solutions by LLMs enhanced with MCTS significantly improves the model’s proficiency in dealing with intricate mathematical reasoning tasks. The code for our method will be made available at [https://github.com/MARIO-Math-Reasoning/Super\\_MARIO](https://github.com/MARIO-Math-Reasoning/Super_MARIO).

## 1 Introduction

Method	Question	Analysis	Final Answer
CoT	✓	Text ✓	✓
PoT	✓	Code ✓	✓
REACT	✓	Text + Code ✓	✓
Ours	✓	✗	✓

Table 1: Data format for training math LLMs

To enhance the reasoning capabilities of large language models (LLMs) in complex tasks, the Chain-of-Thought (CoT) [20] approach was introduced, capitalizing on the in-context learning proficiency of LLMs. However, in the realm of mathematical reasoning, LLMs often face significant limitations due to the “hallucination” issue in numerical calculations, impeding their full potential. To address this, the Program-of-Thought (PoT) framework [2] and Program-Aided Language (PAL) models [5] have been developed, incorporating an external code interpreter to handle precise numerical and symbolic computations. This integration is intended to mitigate the challenges associated with LLMs’ intrinsic calculation errors and enhance their accuracy and reliability in complex reasoning tasks.

These approaches, which often rely on self-consistency majority voting, do not reflect the natural process of mathematical problem-solving as human beings. This discrepancy arises because both the CoT and PoT frameworks pursue a solution to its final answer regardless of the accuracy of intermediate steps. Unlike these approaches, humans tend to reassess and potentially alter their solution path upon encountering a mistake or dead-end in the problem-solving process. This dynamic

\*equal contribution

<sup>†</sup>Corresponding Author.

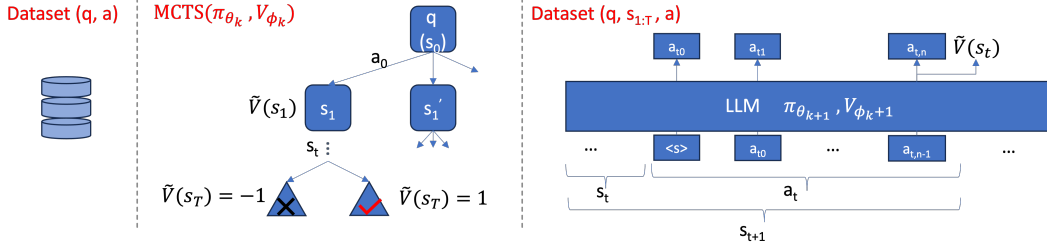


Figure 1: Our approach involves iterating through three distinct stages. First, we collect a mathematical dataset that comprises pairs of questions and their corresponding final answers. Next, we employ MCTS on the policy and value models, denoted as  $\pi_{\theta_k}$  and  $V_{\phi_k}$  respectively, to generate both correct and incorrect solution paths along with the estimated value of nodes along those paths. Finally, we optimize and update the policy and value models using the data obtained from the second stage.

method of tackling problems has been examined in the context of the Tree of Thoughts (ToT) framework [23], which is pertinent for tasks demanding non-trivial planning or search.

Our work extends the research line of Tree of Thoughts, taking it beyond a purely LLM inference framework. We utilize the LLMs integrated with Monte Carlo Tree Search (MCTS) framework to strike a more effective balance between exploration and exploitation, enabling the generation of high-quality training data without professional human annotations. This approach has been thoroughly investigated in the context of board games, such as AlphaGo [16]. Notably, AlphaGo Zero [17], armed with the MCTS, showcases how a neural network model can progressively evolve without human knowledge, autonomously producing the Go game training strategies.

As the strategy (*i.e.*, solution) of mathematical problems, whether through textual analysis or coding snippets, demands rigorous logical structuring. Consequently, training data for approaches like CoT or PoT typically undergo manual annotation by domain experts, *e.g.*, MATH dataset [7]. We hypothesize that well pre-trained LLMs possess the necessary mathematical knowledge to generate correct reasoning; however, they require appropriate stimulation—such as an improved prompt or search strategy—to do so. In our research, solutions in the REACT format [22] including both textual analyses and code snippets [19, 8] are autonomously generated by a well pre-trained LLM equipped with appropriate prompts and deliberate designed MCTS framework.

Our data generator and filtering operate under two primary assumption: first, that the correctness of the LLM predicted answer is positively correlated with the quality of the entire solution process, and second, that errors flagged by the code interpreter signal the low-quality or possibly false positive solutions. This is a fundamental reason our training data necessarily consists only of question statements and their final answers. Unlike in the Go game, where the final board configuration directly indicates a win or loss, our methodology requires validating the equivalence between the model’s predicted answer and the actual final answer. The two underlying assumptions also offer insight into the rationale behind the construction and training of the value model within the MCTS framework, where the value model is crafted to assess the quality of intermediate reasoning steps.

Empirically, we build an iterative training approach as shown in Figure 1, and justify our methodology on the MATH dataset, which is an open-sourced dataset notorious for its challenging math problem-solving nature. The inference results demonstrates two key points: first, that the integration of LMs with the value model and the MCTS framework can progressively generate high-quality math reasoning data autonomously; second, that the value model is instrumental in aiding the policy model to navigate more effective solution paths.

## 2 Preliminary

We assume that for any given input question  $\mathbf{q}$ , the solution process can be broken down into multiple reasoning steps.<sup>3</sup> Under this perspective, we conceptualize mathematical problem solving within the context of reinforcement learning.

<sup>3</sup>We can facilitate this assumption by, *e.g.*, segmenting the solution based on distinct stages or simply period.

Concretely, consider that the complete solution comprises  $T$  reasoning steps, at a given time  $t$ , we represent the partial solution as the state  $\mathbf{s}_t$ , and the subsequent reasoning step that might be taken as the action  $\mathbf{a}_t$ . In this scenario, the policy model is embodied by a large language model, and the transition  $f(\mathbf{s}_{t+1}|\mathbf{a}_t, \mathbf{s}_t)$  from one state to the next is accomplished through a simple operation of concatenation.

$$\pi_{\theta}(\mathbf{a}_t|\mathbf{s}_t) = \text{LLM}(\mathbf{a}_t|\mathbf{s}_t) \quad (1)$$

$$\mathbf{s}_{t+1} = \text{Cat}(\mathbf{s}_t, \mathbf{a}_t) \quad (2)$$

Our primary goal is to develop a step-level value model, denoted as  $V_{\phi}(\mathbf{s})$ , which is capable of assessing the confidence in the correctness of partial solution and guide the LLM in generating subsequent reasoning steps.

To train the value model, we must first establish a definition for the reward. In the context of mathematical problem solving, we assign the reward  $r = 0$  to all non-terminal reasoning steps, and  $r = \pm 1$  to a correct/incorrect final answer.

A common method to create the learning signal is to employ Monte Carlo (MC) evaluation.

$$\tilde{V}(\mathbf{s}_t) = \frac{1}{N} \sum_{i=1}^N r(\mathbf{a}_{t' \geq t}^{(i)}, \mathbf{s}_{t' > t}^{(i)} | \mathbf{s}_t), \quad (3)$$

where  $\mathbf{a}_{t' \geq t}^{(i)}$  and  $\mathbf{s}_{t' > t}^{(i)}$ , which are sampled in accordance with the policy model and the state transition function, represent the  $i$ -th simulation. Thus,  $r(\cdot | \mathbf{s}_t)$  means the reward of the final outcome in one simulation. Then, for any given partial solution  $\mathbf{s}$ , we can train the step-level value model  $V_{\phi}$  using a supervised regression loss defined as follows:

$$\mathcal{L}_{V_{\phi}}(\mathbf{s}) = \left\| V_{\phi}(\mathbf{s}) - \tilde{V}(\mathbf{s}) \right\|^2. \quad (4)$$

### 3 Our Method

In above approach of MC evaluation, it requires multiple simulations from each state, which can be practically inefficient. We propose employing the Monte Carlo Tree Search (MCTS) algorithm, which has the potential to reuse simulations and update the estimated values in a principled manner.

#### 3.1 MCTS Evaluation

Imagine we have a value model  $V_{\phi_k}$  and an LLM policy model  $\pi_{\theta_k}$ . Using these models, we can construct an inference algorithm powered by Monte Carlo Tree Search (MCTS). This algorithm starts with the initial state as its root and, through the synergistic use of policy and value networks, systematically grows the search tree by adding new nodes. These nodes correspond to states deemed to have high potential based on the outcomes of simulated trajectories. Specifically within the context of mathematical problem-solving, we present the MCTS algorithm, focusing on its four key operations, as shown in the left four panels of Fig. 2.

**Selection** During the  $i$ -th iteration of the MCTS, the process begins with  $\mathbf{s}_0$ , representing the initial state or input question. The algorithm then proceeds to explore the tree  $\mathcal{T}_k$  by selecting actions according to the Upper Confidence bounds applied to Trees (UCT) principle or similar variations. This selection process is mathematically represented as:

$$\mathbf{a}_t = \arg \max_{\mathbf{a} \in \mathcal{T}_k} \left[ \hat{Q}(\mathbf{s}_t, \mathbf{a}) + \text{Puct}(\pi_{\theta_k}(\mathbf{a}|\mathbf{s}_t), N(\mathbf{s}, \mathbf{a})) \right] \quad (5)$$

where the state-action value  $\hat{Q}(\mathbf{s}, \mathbf{a})$  and its visiting count  $N(\mathbf{s}, \mathbf{a})$  are stored and will be updated within the tree as the search progresses. This iterative selection process continues until the algorithm encounters a leaf node.

**Expansion** Considering the partial solution as a leaf node from the selection, this node can be expanded. In other words, the probability of the next reasoning step (action) should be calculated. Given that the LLM can generate an unlimited number of potential actions (token sequence), we practically constrain the action space by employing random sampling with higher temperature, which is used to ensure the diversity.

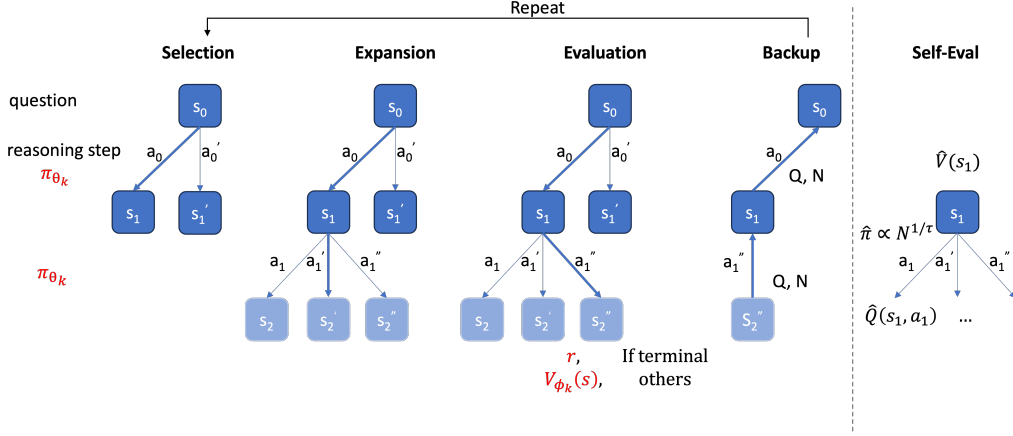


Figure 2: MCTS for step-level value evaluation.

**Evaluation** Evaluation of the leaf node or partial solution  $s_t$ , identified during the selection phase, is conducted using a weighted sum as introduced in [16, 17].

$$\hat{V}(s_t)^{(i)} = (1 - \lambda) \cdot V_{\phi_k}(s_t) + \lambda \cdot r(\mathbf{a}_{t' \geq t}, \mathbf{s}_{t' > t} | s_t) \quad (6)$$

Note that the intermediate value estimation  $\hat{V}$  in MCTS differs from the training signal  $\tilde{V}$  defined in Eq. (3). The term  $r(\cdot)$  denotes the reward obtained in the  $i$ -th simulation, by rolling out from state  $s_t$ .

The hyperparameter  $\lambda$  serves to balance the contribution of the value network’s estimation with the empirical reward obtained during the rollout. In AlphaGo Zero [17], a computationally efficient version without rollout was adopted, specifically with  $\lambda = 0$ . Given that our tree depth is much shallower than Go games (*e.g.*, a maximum depth of 8), expansions can easily reach a terminal node. Consequently, we also discard the rollout by setting  $\lambda = \mathbb{I}_{\text{terminal}}(s_t)$ .

**Backup** At the end of the  $i$ -th simulation, the nodes along the path from the root to the leaf node  $s_t$  undergo a backward pass update. The updates to their action-state values and visitation counts are executed according to the following rules:

$$N(\mathbf{s}, \mathbf{a}) \leftarrow N(\mathbf{s}, \mathbf{a}) + 1, \quad \hat{Q}(\mathbf{s}, \mathbf{a}) \leftarrow \frac{1}{N(\mathbf{s}, \mathbf{a})} \sum_{j=1}^i \hat{V}(s_t)^{(j)} \quad (7)$$

**Self-Eval** After running  $N$  simulations with the MCTS algorithm, we obtain the final tree  $\mathcal{T}_k$ , which stores the expanded nodes and their corresponding action-state values. Recognizing that  $V(\mathbf{s}) = \mathbb{E}_{\mathbf{a}}[Q(\mathbf{s}, \mathbf{a})]$ , we can approximate the value using the tree resulting from the MCTS algorithm, as shown below:

$$\tilde{V}(s_t) = \sum_{\mathbf{a}_t | s_t \rightarrow \mathbf{a}_t} \frac{N(s_t, \mathbf{a}_t)^{1/\tau}}{\sum_{\mathbf{a}_t} N(s_t, \mathbf{a}_t)^{1/\tau}} \hat{Q}(s_t, \mathbf{a}_t) \quad (8)$$

where  $\tau$  is a temperature parameter. Considering that the transition function is deterministic, and assuming that  $Q(s_t, \mathbf{a}_t) = r(s_t, \mathbf{a}_t) + V(s_{t+1}) = V(s_{t+1})$  for non-terminal nodes<sup>4</sup>, we can employ the  $Q$  values as training signals. This implies that we can directly fit the state-action value model as follows.

$$\tilde{V}(s_{t+1}) = \hat{Q}(s_t, \mathbf{a}_t) \quad (9)$$

### 3.2 Iterative Training

**Initialization** Initially, our approach begins with a pre-training LLM as the policy model  $\pi_{\theta_1}$ . We extend this model by adding an auxiliary linear layer with a  $\tanh$  activation function, which works alongside the traditional softmax layer responsible for token prediction, as depicted in the rightmost

<sup>4</sup>For terminal steps, the label is straightforwardly determined by the correctness of the final answer.

---

**Algorithm 1** Step-level Beam Search

---

**Require:** Beam sizes  $B_1, B_2$ , question  $\mathbf{q}$ , policy model  $\pi_\theta$ , value model  $V_\phi$ , maximum steps  $T$ .

**Ensure:** candidate paths  $\mathcal{C}$

```
1:  $\mathcal{C} = [\mathbf{q}] * B_1, t = 1$   $\triangleright$  Initialization
2: while  $t < T$  and non-terminal path in  $\mathcal{C}$  do
3:   Priority Queue  $\mathcal{C}_{t+1}$   $\triangleright$  Max Heap
4:   for  $\mathbf{s}_t$  in  $\mathcal{C}$  do
5:     Sample  $\{\mathbf{a}^{(b)}\}_{b=1}^{B_2} \sim \pi_\theta(\mathbf{a}|\mathbf{s}_t)$   $\triangleright$  LLM can do  $B_2$  samples in parallel.
6:     for  $b = 1$  to  $B_2$  do
7:        $\mathbf{s}_{t+1} = \text{Cat}[\mathbf{s}_t, \mathbf{a}^{(b)}]$ 
8:       Add  $(\mathbf{s}_{t+1}, V_\phi(\mathbf{s}_{t+1}))$  to  $\mathcal{C}_{t+1}$   $\triangleright$   $V_\phi(\mathbf{s}_{t+1})$  as the key
9:    $\mathcal{C} \leftarrow \text{Top-}B_1$  of  $\mathcal{C}_{t+1}$ 
```

---

panel of Figure 1. This design implies that the two models,  $\pi_\theta$  and  $V_\phi$ , share the majority of their parameters. The parameters of the linear layer associated with  $V_{\phi_1}$  are randomly initialized, leading to an initial tendency of the LLM’s value head to predict a value close to 0 at the first ( $k = 1$ st) round of MCTS. However, as the simulations in the first round MCTS proceed, the rewards ( $\pm 1$ ) from terminal nodes are back-propagated to their parent nodes. This back-propagation process gradually causes the estimated  $Q$  value ( $\hat{Q}$ ) to converge towards a value within the range of  $[-1, 1]$ .

**Training Method** From the tree  $\mathcal{T}_k$  constructed from the  $k$ -th round of MCTS, we can sample two solution paths corresponding to terminal nodes with correct and incorrect final answers, denoted as  $\mathbf{x}^+$  and  $\mathbf{x}^-$ , respectively. The value estimations for each node along these paths, as defined in Eq (9), have been stored within the tree. We then apply a multi-task loss function to update both the policy and value models.

$$\mathcal{L}(\theta, \phi) = -\log \pi_\theta(\mathbf{x}^+|\mathbf{q}) + \sum_{t=1}^{T(\mathbf{x}^+)} \|V_\phi(\mathbf{s}_t) - \tilde{V}(\mathbf{s}_t)\|^2 + \sum_{t=1}^{T(\mathbf{x}^-)} \|V_\phi(\mathbf{s}_t) - \tilde{V}(\mathbf{s}_t)\|^2 \quad (10)$$

where the first term represents the negative log-likelihood loss for next-token prediction in correct solutions, and the second and third terms capture the loss in value prediction for both correct and incorrect solutions, respectively.  $T(\mathbf{x})$  denotes the number of steps for solution path  $\mathbf{x}$ .

With the updated policy and value models  $\pi_{\theta_{k+1}}$  and  $V_{\phi_{k+1}}$ , we can advance to the next-round MCTS, iterating this training process to enhance our models further.

### 3.3 Inference

**MCTS** For MCTS inference, it is necessary to set  $\lambda = 0$  in the evaluation as shown in Figure 2. Unlike in board games, during inference, we cannot verify the correctness of a path; therefore, we consistently rely on the value model for node evaluation, including for terminal nodes. MCTS demands multiple simulations to update visit counts, aiming to estimate a robust policy distribution. This requirement becomes computationally intensive and time-consuming, rendering it impractical for deployment in a production environment. Consequently, we simplify the MCTS inference process to a more straightforward top-down version that eliminates the need for a backup, referred to as Step-level Beam Search.

**Step-level Beam Search** Given two beam sizes  $B_1$  and  $B_2$ , initially we can employ the LLM to generate  $B_1 \cdot B_2$  actions for the first step by sampling decoding. These generated actions are then evaluated using the step-level value LLM, from which the top- $B_1$  ones are selected. Subsequently, for each of these chosen actions, the LLM generates  $B_2$  subsequent actions, yielding a total of  $B_1 \cdot B_2$  actions for the next step. The value-based LLM reranks them, and the best  $B_1$  actions are picked. This reranking and selection procedure is repeated iteratively.

Crucially, with the special case of  $B_1 = 1$ , the step-level beam search enables the sequential streaming output of each step, making it more practical for real-world production scenarios. The pseudo-code is presented in Algorithm 1.

## 4 Experiments

We investigate whether our approach can enhance the mathematical reasoning capabilities of large language models without human annotated solution process.

### 4.1 Experimental Setup

In this study, we mainly investigate the math domain-specific language model, DeepSeekMath-Base-7B [15], pre-trained on a substantial math-related corpus but without any supervised fine-tuning. It is believed to possess necessary mathematical knowledge to tackle a wide range of mathematical problems. For the training sets, we exclusively extract question and answer pairs from GSM8K [3] and MATH [7], omitting the human-annotated solution analysis. **In total, our training set includes only 15k question answer pairs and 0 solution process.** In contrast, for the test sets, we evaluate our approach not only on GSM8K and MATH but also on the out-of-distribution dataset GaoKao2023 [8]. To assess the accuracy of the predicted answers, we utilize the math evaluation toolkit [26].

### 4.2 Solution Generation via MCTS

In our setup, the training data lacks human-annotated solutions. Instead, we utilize the MCTS framework to generate detailed solution processes with the possibility of using Python code interpreter. Initially, for the first round of MCTS, the prompt used for our solution generation adheres to the REACT [22] format, incorporating 2 demonstrations randomly selected from a pool of 20 prepared examples. Starting from the second round, having already fine-tuned our model, we employ a straightforward prompt in our SFT XML format, without any demonstration. Two prompt examples are shown in Appendix 8.

Specifically, we iteratively generate data and train our policy and value models through  $K = 3$  rounds, continuing until the enhancement observed between any two consecutive rounds is incremental. In every round, we build 10 trees for each question-answer pair and randomly sample both at most 4 correct and 4 incorrect solution process. The ratio between positive and negative examples is approximately 1:1, with the count of positive examples in each round varying between 58k and 59k.

### 4.3 Baselines

**Proprietary and Open-Source Models** We first compare our approach with strong proprietary and open-source models, including OpenAI’s ChatGPT and GPT-4 [13], Llama2 [18], Llemma [1]. By default, we report the results obtained using Chain of Thought (CoT) prompting [20], along with the prompting results of PAL [5], due to its enhanced performance in mathematical reasoning.

**Supervised Fine-Tuning Models** SFT models leverage high-quality seed data with process supervision annotated from GPT-4 or human to enhance their capabilities in complex reasoning scenarios. To ensure a fair comparison, we primarily contrast our approach with the highest-performing SFT models that utilize an external tool - a Python code interpreter. These include MAMmoTH [25], MathCoder [19], ToRA [6], MARIO [26], MathGenie [11], and DeepSeek-Math-Instruct [15].

### 4.4 Main Results

We report our in-domain and out-of-domain (OOD) results in Table 2. Different from previous works [25, 19, 6, 26, 11], our proposed AlphaMath does not rely on high-quality solutions annotated by humans or GPT-4, whether in the form of text analysis or code snippets. Such solutions typically bolster the model’s reasoning abilities but also entail substantial costs associated with annotation. Furthermore, our method differs from prior research by not incorporating any external datasets (*e.g.*, new questions and solutions) beyond the GSM8K and MATH datasets.

The last four rows of Table 2 present our principal findings. First, we establish a baseline with the inherent mathematical reasoning ability of DeepSeekMath-Base using our designed prompt in a 2-shot setting. It’s important to note that this outcome differs from the results reported for DeepSeekMath-Base(PAL) in the original study, as it utilized prompts with 8-shot and 4-shot for the GSM8K and MATH datasets, respectively.

Table 2: Main results. The best results of 7B models are bold. For the methods with released model outputs, performance metrics using the evaluation toolkit [26] are also provided in brackets. ‡Seed data refers to high-quality annotated (question, solution) pairs, typically annotated by humans or GPT-4. # Unless otherwise specified, we set  $B_2 = 5$  by default.

Model	Size	Seed Data‡ Annotation	Seed Data Size	Tool	Zero Shot	In-Domain		OOD
						GSM8K	MATH	GaoKao2023
Proprietary Models								
GPT-4	-	-	-	✗	✗	92.0	42.5	-
GPT-4 (PAL)	-	-	-	✓	✗	94.2	51.8	-
ChatGPT	-	-	-	✗	✗	80.8	35.5	-
ChatGPT (PAL)	-	-	-	✓	✗	78.6	38.7	-
Open-Source Models								
Llama-2	7B	-	-	✗	✗	13.3	4.1	-
CodeLlama	7B	-	-	✗	✗	10.5	4.5	-
CodeLlama(PAL)	7B	-	-	✓	✗	27.1	17.2	-
Llemma	7B	-	-	✗	✗	36.4	18.0	-
Llemma(PAL)	7B	-	-	✓	✗	40.1	21.5	-
DeepSeekMath-Base(PAL)	7B	-	-	✓	✗	66.9	31.4(33.2)	-
SFT Models								
MAmmoTH-Coder	34B	GPT-4+Human	260k	✓	✓	72.7	43.6	25.2
MathCoder	34B	GPT-4	49k	✓	✓	81.7	46.1(45.8)	-
ToRA-Code	34B	GPT-4	16k	✓	✓	80.7	50.8(51.2)	31.7
MARIO	34B	GPT-4+Human	27k	✓	✓	78.2	53.5	42.6
MathGenie	34B	GPT-4	80k	✓	✓	84.1	55.1	-
Llama-2 SFT	7B	Human	15k	✗	✓	41.3	7.2	-
Llama-2 RFT	7B	Human	15k	✗	✓	51.2	-	-
MAmmoTH-Coder	7B	GPT-4+Human	260k	✓	✓	59.4	33.4	15.3
MathCoder	7B	GPT-4	49k	✓	✓	67.8	30.7(30.6)	-
ToRA	7B	GPT-4	16k	✓	✓	68.8	40.1	19.5
ToRA-Code	7B	GPT-4	16k	✓	✓	72.6	44.6	23.9
MARIO	7B	GPT-4+Human	27k	✓	✓	74.5	48.3	34.5
MathGenie	7B	GPT-4	80k	✓	✓	76.0	48.3	-
DeepSeekMath-Instruct	7B	GPT-4+Human	776k	✓	✓	83.7	57.4(57.2)	-
DeepSeekMath-Base	7B							
+our prompt 2-shot		-	-	✓	✗	59.7	33.2	21.9
+AlphaMath ( $K = 3$ )		✗	<b>0</b>	✓	✓	<b>73.8</b>	<b>53.5</b>	<b>41.3</b>
+ step beam search <sup>#</sup> $B_1 = 1$		✗	<b>0</b>	✓	✓	82.3	59.8	45.5
+ step beam search $B_1 = 3$		✗	<b>0</b>	✓	✓	<b>84.5</b>	<b>63.5</b>	<b>46.2</b>
+ MCTS		✗	<b>0</b>	✓	✓	<b>81.4</b>	<b>63.7</b>	<b>48.4</b>

Secondly, we execute 3 rounds of MCTS and proceed to train both the policy and value models, with only the policy model being employed for inference during greedy decoding. In comparison to our initial study, we record an enhancement of over 20 points for challenging problems in the MATH and Gaokao2023 datasets, and an improvement of more than 10 points for grade school math problems.

Thirdly, we delve into the role of the value model in facilitating solution generation, utilizing a computationally efficient step-level beam search with a default  $B_2 = 5$ . At each intermediate step, we retain the top- $B_1$  candidates to formulate the subsequent step. As we increment  $B_1$ , a corresponding gradual improvement in performance is observed. Particularly, the setting of  $B_1 = 1$ ,  $B_2 = 5$  holds practical significance, as it offers a step-level streaming output compared with majority voting @5, while also being more computationally efficient.

Ultimately, we evaluate our approach with the MCTS framework. In contrast to the construction of training data, here we construct a single tree with 30 simulations and a maximum of 5 child nodes. While MCTS demonstrates improved performance on more challenging datasets, attributed to its expansive search space, its substantial computational demands curtail its practical applicability in real-world scenarios.

In summary, our approach demonstrates that, even in the absence of high-quality GPT-4 or human-annotated solution processes, it remains competitive with or surpasses the performance of the state-of-the-art (SOTA) on 7B LLMs.

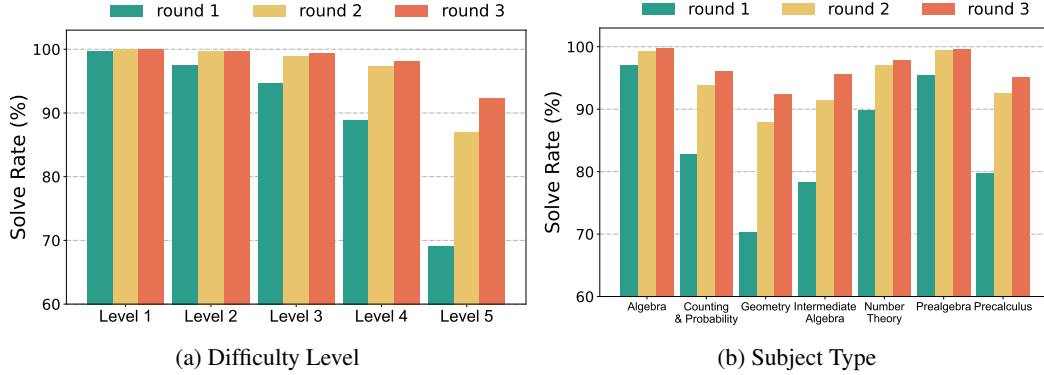


Figure 3: Problem Solving Rate on MATH Training Set

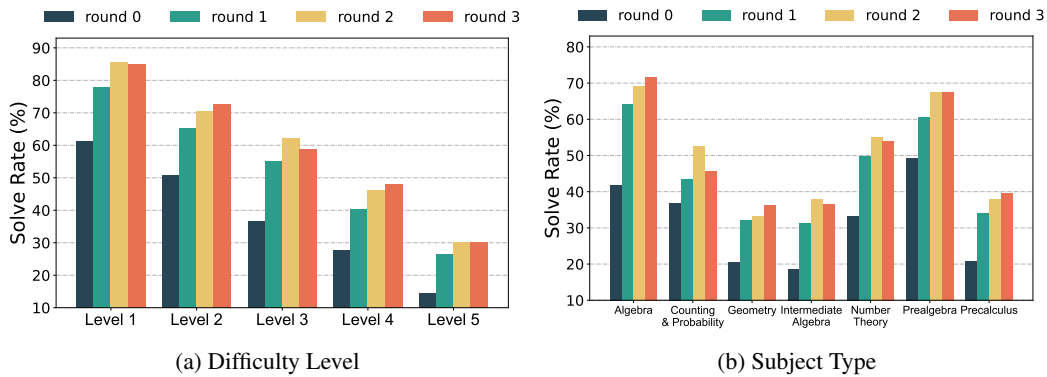


Figure 4: Problem Solving Rate on MATH Test Set

#### 4.5 Analysis 1: Problem Solving Rate of MCTS

In this experiment, we evaluate the successfully solving rate of MCTS across various rounds. Utilizing the MATH dataset, which categorizes each problem by difficulty level and subject type, we compute the problem-solving rate across different categories.

For our training set, we count the instances wherein problems are successfully solved along any of the paths within the 10 constructed trees. As illustrated in Figure 3a, it becomes evident that MCTS achieves greater success in solving more challenging problems in subsequent rounds. Similarly, Figure 3b indicates that, in later rounds, MCTS consistently demonstrates an improved capability to solve a broader array of problems across different subjects.

For the test set shown in Figure 4, we add the result of round 0, which corresponds to the performance of ‘our prompt 2-shot’ in Table 2. We can find the improvement of round 3 is not consistency for different levels and subjects. For easy problems, the performance of round 3 even drops. This is the reason why we terminate our iterative training after round 3.

For the test set depicted in Figure 4, we include the results from round 0, which correspond to the performance of *our prompt 2-shot* in Table 2. Unlike training set, we observe that the improvement observed in round 3 is not consistent across different levels and subjects, even though the overall accuracy is slightly increased, which will be discussed in next section. In fact, for easier problems, the performance in round 3 actually declines. This is the reason we terminate our iterative training process after round 3.

#### 4.6 Analysis 2: Inference Strategy

In this section, we explore the performance of our model under various inference strategies including greedy decoding, step-level beam search, and MCTS. As illustrated in Figure 5, our findings show a



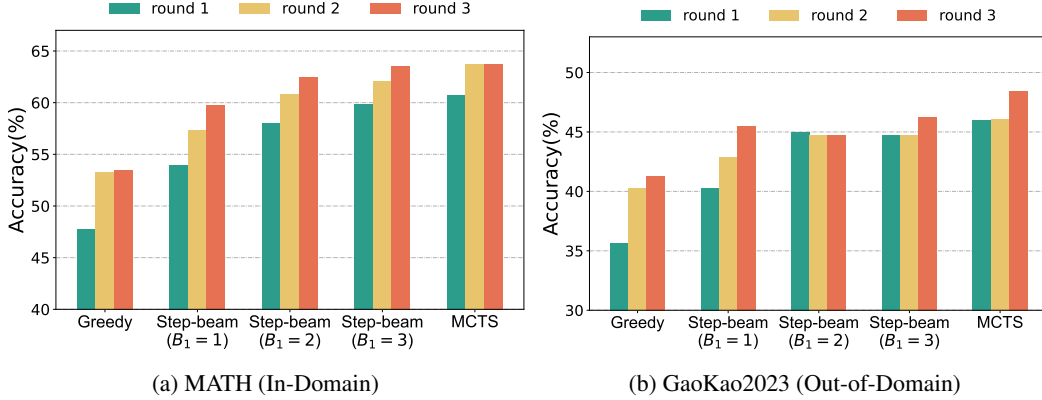


Figure 5: Comparison of Different Inference Strategies

Table 3: Analysis of Computational Efficiency on MATH dataset

Inference Strategy	Acc.	Solve time per question (s)	Avg. Steps
Greedy	53.48	1.6	3.10
Maj. Voting @5	61.84 <b>+8.36</b>	2.9	2.88
Step beam search $B_1 = 1$	59.78 <b>+6.30</b>	3.1	3.01
Step beam search $B_1 = 2$	62.48 <b>+9.00</b>	2.4	2.36
Step beam search $B_1 = 3$	63.54 <b>+10.06</b>	2.3	2.21
MCTS	63.72 <b>+10.24</b>	20.3	3.76

general increase in performance with additional rounds of training across all strategies, applicable to both in-domain and out-of-domain test sets. Specifically, for step-level beam search, an enhancement in performance was observed with an increase in the beam size  $B_1$ . Although MCTS exhibited the highest performance, we previously noted its significant time consumption and computational inefficiency. Consequently, we provide a summary of the average problem-solving duration and the average number of intermediate steps taken on the MATH dataset in Table 3. The data indicate that MCTS demands the longest solving time and the highest number of steps, attributable to our configuration of 30 simulations and 5 leaf nodes. To achieve similar accuracy, step-level beam search with  $B_1 = 3, B_2 = 5$  is more computationally friendly. Additionally, we observe an intriguing phenomenon: a larger beam size  $B_1$  tends to reduce the average problem-solving duration. This can be attributed to the decrease in the number of average steps required when a larger  $B_1$  is employed.

**Discussion of Majority Voting** It is challenging to directly compare maj@5 with step-level beam search due to the inherent differences in their methodologies. Maj@5 involves generating 5 complete solutions with all intermediate steps considered. From the step-level perspective, for each step, maj@5 will select 5 candidates based on 5 different candidates from the previous step. In contrast, our proposed beam search method (e.g.,  $B_1 = 1, B_2 = 5$ ) will generate  $B_1 \cdot B_2 = 5$  candidates for the current step but will ultimately retain only the top- $B_1 = 1$  candidates, discarding the others. It means before proceeding to the next step, the step-level beam search is left with only 1 candidate. Therefore, theoretically, maj@5 is somewhat analogous to having some  $B_1$  within the range  $[1, 5]$ . However, the specific mechanics of candidate selection and retention differ significantly.

#### 4.7 Analysis 3: Value Model

In Figure 6, we plot the fitted distribution of Q-values (as defined in Eq. (7)) for intermediate steps (excluding the terminal step) from the 3rd round of MCTS applied to our training dataset. For correct solutions, the distribution is markedly skewed towards a value of 1, with the majority of the probability density concentrated near 1. In contrast, the distribution for incorrect solutions exhibits a lesser degree of skewness, albeit with the bulk of the probability density leaning towards -1. We assume that a correct final answer typically suggests that the entire solution process is likely accurate,

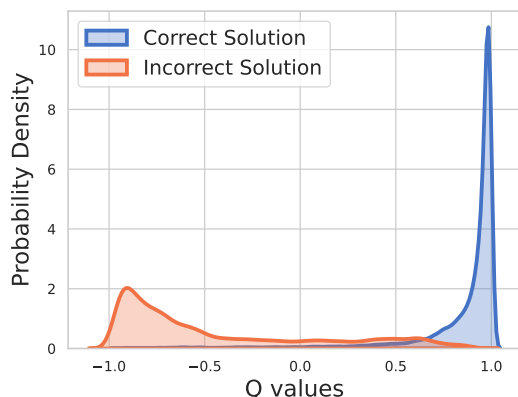


Figure 6: Fitted distribution of Q-values for 3rd round MCTS

whereas an incorrect final answer may still encompass some correct intermediate steps close to the root. In other words, the correct intermediate steps have the potential to lead both correct and incorrect final answers. Thus, with the backup of MCTS, the Q-values of intermediate steps in incorrect solutions may also be updated with a reward of 1 during simulations.

## 5 Related Works

**Math Dataset** Recent works [20, 2, 19, 5, 8, 23] on mathematical reasoning have made impressive progress empowered by LLMs. However, the training data for all the aforementioned works are generated using formidable commercial models such as GPT-4 or through manual annotation, a process that hampers the scalability of the method and escalates the associated expenses. Unlike previous work, we leverage the strong linguistic capabilities and math knowledge of a base model by introducing Question-Answer pairs (Q&A pairs) data, and enhance the performance of this model through a self-improvement iteration strategy.

**Value/Reward Model** Recent works [9, 3, 4, 24, 21] demonstrate that verification significantly improves performance on math reasoning. Especially, Process-Reward Model(PRM)[9] solves 78% of problems from a representative subset of the MATH test set. Reward model is the source of the training signal in Reinforcement Learning(RL) [14, 15]. Although these works[10, 12] explore the incorporation of the value model into the decoding process, the value/reward model remains primarily utilized as an auxiliary tool in RL. In our work, we adopt a strategy that merges the value model with the generative model, perfectly integrating the two models while also scoring the generated text during the decoding process, thereby providing a richer set of decoding strategies, such as step beam search, MCTS.

## 6 Conclusion

In this work, we have shown that a well-pre-trained large language model (LLM) can leverage Monte Carlo Tree Search (MCTS) to unlock its potential in identifying the correct mathematical reasoning process, independently of GPT-4 or a human-annotated supervised fine-tuning (SFT) dataset. Through the integration of iterative training with the policy and value models, the capability of the LLM to perform math reasoning tasks is significantly boosted. Notably, by applying step-level beam search, the value model can be used to select a more reasonable solution path. For our future work, we aim to explore the impact of expanding the diversity of incremental question-answer pairs for each round of MCTS on the model’s performance.

## References

- [1] Zhangir Azerbayev, Hailey Schoelkopf, Keiran Paster, Marco Dos Santos, Stephen McAleer, Albert Q Jiang, Jia Deng, Stella Biderman, and Sean Welleck. Llemma: An open language model for mathematics. *arXiv preprint arXiv:2310.10631*, 2023.
- [2] Wenhu Chen, Xueguang Ma, Xinyi Wang, and William W Cohen. Program of thoughts prompting: Disentangling computation from reasoning for numerical reasoning tasks. *arXiv preprint arXiv:2211.12588*, 2022.
- [3] Karl Cobbe, Vineet Kosaraju, Mohammad Bavarian, Mark Chen, Heewoo Jun, Lukasz Kaiser, Matthias Plappert, Jerry Tworek, Jacob Hilton, Reiichiro Nakano, Christopher Hesse, and John Schulman. Training verifiers to solve math word problems. *arXiv preprint arXiv:2110.14168*, 2021.
- [4] Karl Cobbe, Vineet Kosaraju, Mohammad Bavarian, Mark Chen, Heewoo Jun, Lukasz Kaiser, Matthias Plappert, Jerry Tworek, Jacob Hilton, Reiichiro Nakano, et al. Training verifiers to solve math word problems. *arXiv preprint arXiv:2110.14168*, 2021.
- [5] Luyu Gao, Aman Madaan, Shuyan Zhou, Uri Alon, Pengfei Liu, Yiming Yang, Jamie Callan, and Graham Neubig. Pal: Program-aided language models. In *International Conference on Machine Learning*, pages 10764–10799. PMLR, 2023.
- [6] Zhibin Gou, Zhihong Shao, Yeyun Gong, Yujiu Yang, Minlie Huang, Nan Duan, Weizhu Chen, et al. Tora: A tool-integrated reasoning agent for mathematical problem solving. *arXiv preprint arXiv:2309.17452*, 2023.
- [7] Dan Hendrycks, Collin Burns, Saurav Kadavath, Akul Arora, Steven Basart, Eric Tang, Dawn Song, and Jacob Steinhardt. Measuring mathematical problem solving with the math dataset. *NeurIPS*, 2021.
- [8] Minpeng Liao, Wei Luo, Chengxi Li, Jing Wu, and Kai Fan. Mario: Math reasoning with code interpreter output—a reproducible pipeline. *arXiv preprint arXiv:2401.08190*, 2024.
- [9] Hunter Lightman, Vineet Kosaraju, Yura Burda, Harri Edwards, Bowen Baker, Teddy Lee, Jan Leike, John Schulman, Ilya Sutskever, and Karl Cobbe. Let’s verify step by step. *arXiv preprint arXiv:2305.20050*, 2023.
- [10] Jiacheng Liu, Andrew Cohen, Ramakanth Pasunuru, Yejin Choi, Hannaneh Hajishirzi, and Asli Celikyilmaz. Don’t throw away your value model! generating more preferable text with value-guided monte-carlo tree search decoding, 2024.
- [11] Zimu Lu, Aojun Zhou, Houxing Ren, Ke Wang, Weikang Shi, Junting Pan, Mingjie Zhan, and Hongsheng Li. Mathgenie: Generating synthetic data with question back-translation for enhancing mathematical reasoning of llms. *arXiv preprint arXiv:2402.16352*, 2024.
- [12] Xin Mao, Feng-Lin Li, Huimin Xu, Wei Zhang, and Anh Tuan Luu. Don’t forget your reward values: Language model alignment via value-based calibration, 2024.
- [13] OpenAI. Gpt-4 technical report, 2023.
- [14] Long Ouyang, Jeff Wu, Xu Jiang, Diogo Almeida, Carroll L. Wainwright, Pamela Mishkin, Chong Zhang, Sandhini Agarwal, Katarina Slama, Alex Ray, John Schulman, Jacob Hilton, Fraser Kelton, Luke Miller, Maddie Simens, Amanda Askell, Peter Welinder, Paul Christiano, Jan Leike, and Ryan Lowe. Training language models to follow instructions with human feedback, 2022.
- [15] Zhihong Shao, Peiyi Wang, Qihao Zhu, Runxin Xu, Junxiao Song, Mingchuan Zhang, YK Li, Y Wu, and Daya Guo. Deepseekmath: Pushing the limits of mathematical reasoning in open language models. *arXiv preprint arXiv:2402.03300*, 2024.
- [16] David Silver, Aja Huang, Chris J Maddison, Arthur Guez, Laurent Sifre, George Van Den Driessche, Julian Schrittwieser, Ioannis Antonoglou, Veda Panneershelvam, Marc Lanctot, et al. Mastering the game of go with deep neural networks and tree search. *nature*, 529(7587):484–489, 2016.

- [17] David Silver, Julian Schrittwieser, Karen Simonyan, Ioannis Antonoglou, Aja Huang, Arthur Guez, Thomas Hubert, Lucas Baker, Matthew Lai, Adrian Bolton, et al. Mastering the game of go without human knowledge. *nature*, 550(7676):354–359, 2017.
- [18] Hugo Touvron, Louis Martin, Kevin Stone, Peter Albert, Amjad Almahairi, Yasmine Babaei, Nikolay Bashlykov, Soumya Batra, Prajjwal Bhargava, Shruti Bhosale, et al. Llama 2: Open foundation and fine-tuned chat models. *arXiv preprint arXiv:2307.09288*, 2023.
- [19] Ke Wang, Houxing Ren, Aojun Zhou, Zimu Lu, Sichun Luo, Weikang Shi, Renrui Zhang, Linqi Song, Mingjie Zhan, and Hongsheng Li. Mathcoder: Seamless code integration in llms for enhanced mathematical reasoning, 2023.
- [20] Jason Wei, Xuezhi Wang, Dale Schuurmans, Maarten Bosma, Fei Xia, Ed Chi, Quoc V Le, Denny Zhou, et al. Chain-of-thought prompting elicits reasoning in large language models. *Advances in Neural Information Processing Systems*, 35:24824–24837, 2022.
- [21] Yuxi Xie, Kenji Kawaguchi, Yiran Zhao, Xu Zhao, Min-Yen Kan, Junxian He, and Qizhe Xie. Decomposition enhances reasoning via self-evaluation guided decoding, 2023.
- [22] Shunyu Yao, Jeffrey Zhao, Dian Yu, Nan Du, Izhak Shafran, Karthik R Narasimhan, and Yuan Cao. React: Synergizing reasoning and acting in language models. In *The Eleventh International Conference on Learning Representations*, 2022.
- [23] Shunyu Yao, Dian Yu, Jeffrey Zhao, Izhak Shafran, Thomas L Griffiths, Yuan Cao, and Karthik Narasimhan. Tree of thoughts: Deliberate problem solving with large language models. *arXiv e-prints*, pages arXiv–2305, 2023.
- [24] Fei Yu, Anningzhe Gao, and Benyou Wang. Outcome-supervised verifiers for planning in mathematical reasoning. *arXiv preprint arXiv:2311.09724*, 2023.
- [25] Xiang Yue, Xingwei Qu, Ge Zhang, Yao Fu, Wenhao Huang, Huan Sun, Yu Su, and Wenhui Chen. Mammoth: Building math generalist models through hybrid instruction tuning. *arXiv preprint arXiv:2309.05653*, 2023.
- [26] Boning Zhang, Chengxi Li, and Kai Fan. Mario eval: Evaluate your math llm with your math llm—a mathematical dataset evaluation toolkit. *arXiv preprint arXiv:2404.13925*, 2024.

Table 4: Test Sets Statistics

Dataset	OOD?	#Samples
GSM8K [3]	IND	1319
MATH [7]	IND	5000
GaoKao2023 [8]	OOD	385

## 7 Implementation Details

### 7.1 Definition of PUCT

$$\text{Puct}(\pi_k, N(\mathbf{s}, \mathbf{a})) = c_{\text{puct}} \pi_k \frac{\sqrt{\sum_{\mathbf{b}} N(\mathbf{s}, \mathbf{b})}}{1 + N(\mathbf{s}, \mathbf{a})} \quad (11)$$

### 7.2 Parameter Details

**For the solution generation via MCTS**, we set  $c_{\text{puct}} = 1.5$ , the temperature to 0.6, limit the maximum tree depth to 8, each node is extended by maximum 5 child nodes, and a maximum of 40 simulations. We build 10 trees for each question-answer pair and randomly sample both at most 4 correct and 4 incorrect solution process for training. In this setting, the ratio of positive to negative examples is approximately 1:1, and the count of positive examples varies between 58k to 59k for each round.

**For supervised fine-tuning**, we set a learning rate of 4e-5, a batch size of 1024, set the weight of the value loss to 0.01, and train the model for 10 epochs. We employ the AdamW optimizer and the cosine learning rate scheduler with the warmup rate set to 0.03.

### 7.3 Datasets Details

Table 4 presents the statistical data of the test set.

## 8 Prompts

We provide instructions and examples for generating solutions and performing reasoning. For the solution generation through MCTS in the first round, the pre-trained models such as DeepseekMath-base [15] may not adhere to instructions. Therefore, we employ few-shot learning to guide the model towards producing outputs in the format of Thought/Action/Action Input/Observation. Subsequently, we train the model using a format similar to XML, and proceed with the solution generation and reasoning in this format.

### 8.1 Prompt Example of MCTS in Round 1

We employ few-shot learning to steer pre-trained models towards performing mathematical reasoning, ensuring the output conforms to the format of Thought/Action/Action Input/Observation. As the following example shows, the text in black is prompt, and the text in red is model generation.

You are a powerful agent with broad math knowledge and great Python programming skills, but not good at accurate calculation on math equations. Answer the math questions as best you can. You have access to the following tool:

Python\_interpreter: A Python shell. Use this to execute python commands.

!!!Remember:

1. When solving math problem, you should think step by step, where each step includes 4 mini-steps Thought/Action/Action Input/Observation.

2. If some step requires accurate calculation (including but not limited to numerical calculation and symbolic deduction), you should write Python code and execute for accurate result.

3. The most related Python packages include ``math``, ``sympy``, ``scipy`` and ``numpy``.

4. Please use the following template.

Question: the input question

Thought: the text analysis, and list the math equations if necessary

Action: the action to take, should be ``Python_interpreter``, or None

Action Input: the Python Code in markdown format (if Action is None, it is None), e.g.,

```
```python
import math
theta = math.pi / 4
some_var = math.cos(theta)
print(some_var)
```
```

Observation: the result of the action

... (this Thought/Action/Action Input/Observation can repeat N times)

Thought: the final analysis of the answer

Final Answer: the concise answer without verbose context

Here are some examples:

<examples here>

Now! It's your turn.

Question: Ben works 8-hour shifts in a furniture shop. It takes him 5 hours to build 1 rocking chair. How many chairs can he build in 10 days?

Thought: To calculate the number of chairs Ben can build in 10 days, we need to first determine how many hours he would work in 10 days and then use the given information to calculate the number of chairs he can build in those hours.

Action: `python_interpreter`

```
Action Input: ```python
hours_per_day = 8
total_days = 10
hours_in_10_days = hours_per_day * total_days
```

```
chairs_per_hour = 1 / 5
chairs_in_10_days = hours_in_10_days * chairs_per_hour
print(chairs_in_10_days)
```
```

Observation: 16.0

Thought: I have calculated the number of chairs Ben can build in 10 days. The number

of chairs is 16.

Final Answer: 16

## 8.2 Prompt Example of MCTS after Round 1

To train the SFT model in executing mathematical reasoning, we utilize an XML format alongside zero-shot learning. This approach is adopted because the math-related pre-training corpora are predominantly harvested from the Internet, where HTML tags serve to distinguish various types of content, including text, equations, and code snippets. As the following example shows, the text in black is prompt, and the text in red is model generation.

```
<question>Haley grows at the rate of 3 inches every year. If she is currently 20 inches tall, what will be her height after 10 years?</question>
<step>
<p>
To calculate Haley's height after 10 years, I need to add 10 times the growth rate of 3 inches to her current height.
</p>
<code>
```python
current_height = 20
growth_rate = 3
years = 10
future_height = current_height + (growth_rate * years)
print(future_height)
```
</code>
<output>
50
</output>
</step>
<step>
<p>
I have calculated Haley's height after 10 years. Haley will be 50 inches tall after 10 years.
</p>
<p>
Final Answer: $50$
</p>
</step>
```