

# MedAdapter: Efficient Test-Time Adaptation of Large Language Models towards Medical Reasoning

Wenqi Shi<sup>♣\*</sup>, Ran Xu<sup>♡\*</sup>, Yuchen Zhuang<sup>♣</sup>, Yue Yu<sup>♣</sup>,  
Hang Wu<sup>♣</sup>, Carl Yang<sup>♡</sup>, May D. Wang<sup>♣</sup>

<sup>♣</sup> Georgia Tech   <sup>♡</sup> Emory University  
{wqshi, yczhuang, yueyu, hangwu, maywang}@gatech.edu  
{ran.xu, j.carlyang}@emory.edu

## Abstract

Despite their improved capabilities in generation and reasoning, adapting large language models (LLMs) to the biomedical domain remains challenging due to their immense size and corporate privacy. In this work, we propose MedAdapter, a unified post-hoc adapter for test-time adaptation of LLMs towards biomedical applications. Instead of fine-tuning the entire LLM, MedAdapter effectively adapts the original model by fine-tuning only a small BERT-sized adapter to rank candidate solutions generated by LLMs. Experiments demonstrate that MedAdapter effectively adapts both white-box and black-box LLMs in biomedical reasoning, achieving average performance improvements of 25.48% and 11.31%, respectively, without requiring extensive computational resources or sharing data with third parties. MedAdapter also yields superior performance when combined with train-time adaptation, highlighting a flexible and complementary solution to existing adaptation methods. Faced with the challenges of balancing model performance, computational resources, and data privacy, MedAdapter provides an efficient, privacy-preserving, cost-effective, and transparent solution for adapting LLMs to the biomedical domain.

## 1 Introduction

Large language models (LLMs) (OpenAI, 2022; Achiam et al., 2023; Team et al., 2023) have demonstrated superior generation and reasoning capabilities compared to traditional BERT-size language models, primarily due to massive number of parameters in LLMs and their extensive pre-training on vast textual corpora. In the biomedical domain, researchers have developed LLMs that are either pre-trained (Labrak et al., 2024; Bolton et al., 2024a) or fine-tuned (Singhal et al., 2023; Chen et al., 2023b) on large-scale domain-specific corpora to enhance

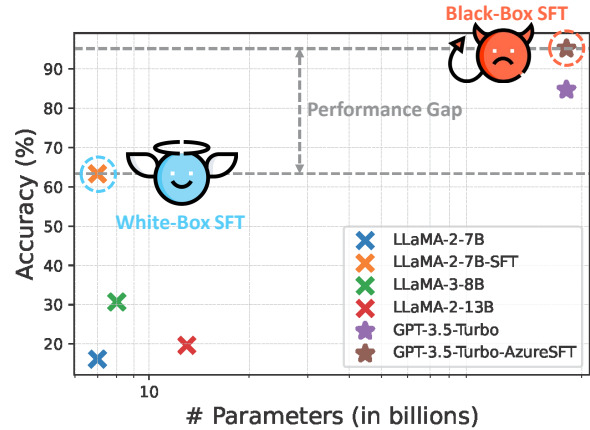


Figure 1: Evaluation results on BioASQ. X-axis in log scale. Moderately sized white-box LLMs consistently *underperform* larger black-box LLMs, regardless of fine-tuning on biomedical corpora. However, fine-tuning black-box LLMs through APIs can pose potential *data privacy risks* and incur *substantial costs*.

performance on biomedical natural language processing (NLP) tasks. However, tuning biomedical domain-specific LLMs poses substantial challenges due to their *immense size* and *corporate privacy*, especially with the constraints of academic resources and the sensitive nature of clinical data.

Fine-tuning domain-specific LLMs significantly accelerates biomedical discovery (Ye et al., 2023) and improves patient care (Han et al., 2023; Yunxiang et al., 2023; Wang et al., 2024). However, this process necessitates complete access to internal parameters, which is currently limited to white-box LLMs, such as LLaMA-2 (Touvron et al., 2023). Besides, even for moderately sized LLMs with 7B parameters, the fine-tuning procedure requires substantial computational resources (Bolton et al., 2024a), often exceeding the capabilities of many academic and medical centers. Nevertheless, despite these efforts and resource investments, the performance of these fine-tuned smaller white-box LLMs (e.g., LLaMA-2) still exhibits a signifi-

\* Equal contribution.

cant discrepancy with larger black-box LLMs (e.g., GPT-3.5-Turbo), as shown in Figure 1.

Such intrinsic limitations of white-box LLMs intuitively motivate the exploration of adapting black-box LLMs to the biomedical domain. While it is possible to fine-tune black-box LLMs like GPT-3.5 (OpenAI, 2022) via third-party APIs (Peng et al., 2023), this approach presents even greater challenges: (1) Uploading patient data via APIs poses significant risks of *privacy leakage* and potential conflicts with Health Insurance Portability and Accountability Act (HIPAA) compliance, including unauthorized third-party access to personally identifiable information (PII) (Lukas et al., 2023; Marks and Haupt, 2023); (2) Fine-tuning API services could incur prohibitively *high financial and environmental costs* (Luccioni et al., 2023), exceeding typical academic budgets; (3) The opaque fine-tuning process, limited to very few adjustable hyperparameters within a specific range, often results in *suboptimal performance* in downstream tasks (Sun et al., 2024).

To address these challenges, we introduce MedAdapter, a test-time adapter that fine-tunes a BERT-sized language model (110M) to facilitate the adaptation of both white-box and black-box LLMs for medical reasoning. Instead of fine-tuning the entire large model from the source domain, MedAdapter fine-tunes a small outcome-supervised adapter that ranks candidate solutions generated by LLMs, effectively adapting the original large model to the target domain by updating only a small subset of (extra) model parameters.

Extensive experiments on five biomedical QA datasets show the efficacy of MedAdapter in adapting LLMs to downstream biomedical applications: (1) For white-box LLMs, MedAdapter reaches 99.35% of supervised fine-tuning performance using only 14.75% of the GPU memory; and (2) In black-box LLM adaptation, it achieves comparable performance or even surpasses fine-tuning APIs at only 15.59% of the budget, while also eliminating the risks associated with private data sharing. When combined with train-time adaptation, MedAdapter outperforms either train-time or test-time adaptation alone, underscoring its utility as a flexible and complementary solution to existing adaptation methods.

We summarize our contributions as follows:

- We introduce MedAdapter, a unified post-hoc adapter designed to facilitate the efficient test-

time adaptation of both white-box and black-box LLMs for medical reasoning.

- Compared to supervised fine-tuning of white-box LLMs, MedAdapter achieves **effective** domain adaptation using a **BERT-sized** language model with only 110M parameters.
- Compared to supervised fine-tuning of black-box LLMs via APIs, MedAdapter offers a more **privacy-preserving**, **cost-efficient**, and **transparent** alternative, eliminating the need for access to any model parameters.
- Experiments demonstrate that MedAdapter effectively adapts both white-box and black-box LLMs for medical reasoning, achieving average performance improvements of 25.48% and 11.31%, respectively.

## 2 MedAdapter: Adapting LLMs to Medical Reasoning

### 2.1 Preliminaries

**Problem Formulation.** Test-time adaptation refers to the process of customizing models to test data that may exhibit distributional deviations from the original training data. Given a pre-trained LLM  $G$  and a training dataset from the target domain  $\mathcal{D} = \{(\mathbf{x}_i, \mathbf{y}_i)\}_{i=1}^{|\mathcal{D}|}$ , where  $\mathbf{x}_i$  typically describes a problem and  $\mathbf{y}_i$  represents the ground-truth answer. The goal is to adapt the outputs of the LLM  $\hat{\mathbf{y}}_i^s \in \mathcal{Y}^S$  from the general source domain to a specific target domain  $\mathbf{y}^t \in \mathcal{Y}^T$  for each input instance  $\mathbf{x}_i$ . Such adaptation can be crucial for enhancing the capability of a LLM to exhibit biomedical domain-specific reasoning, which may be underdeveloped in its original outputs. According to the accessibility of model parameters, existing approaches can be categorized into two main groups: (1) *white-box* LLM adaptation, which allows full access to model parameters, and (2) *black-box* LLM adaptation, which permits no such access.

**White-box LLM Adaptation.** With model parameters available in white-box LLMs, the most direct approach for such tasks is supervised fine-tuning (Wei et al., 2021; Ke et al., 2022; Chung et al., 2024) with the negative log-likelihood objective on the training data:

$$\mathcal{L}_{\text{SFT}}(G) = -\mathbb{E}_{(\mathbf{x}, \mathbf{y}) \sim \mathcal{D}} \sum_{t=1}^T \log G(\mathbf{y}_t | \mathbf{y}_{<t}, \mathbf{x}), \quad (1)$$

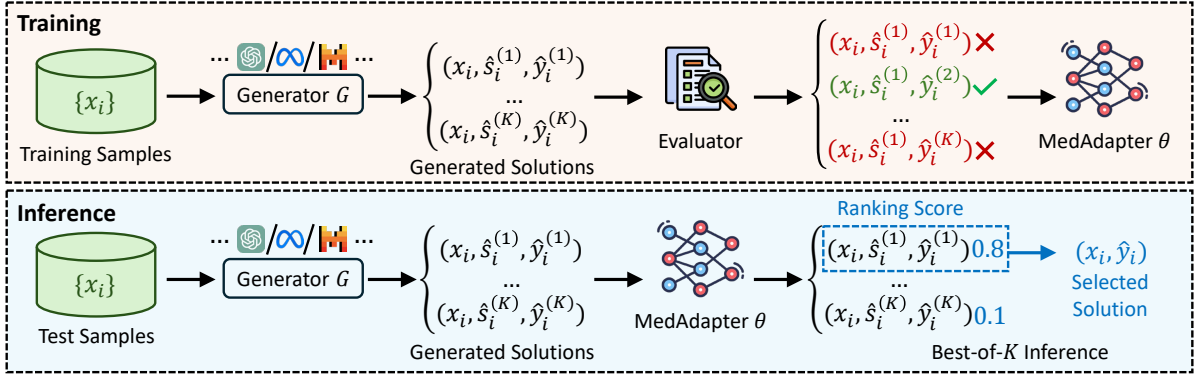


Figure 2: An overview of MedAdapter for efficient test-time LLM adaptation towards medical reasoning.

where  $G$  is referred to as a generator of the solutions. In practice, instead of updating all model parameters, parameter-efficient fine-tuning (PEFT) methods (Houlsby et al., 2019; Liu et al., 2022; Hu et al., 2021) facilitate the efficient adaptation of large pre-trained models to various downstream applications by fine-tuning only a small subset of (additional) model parameters, thereby significantly decreasing the computational and storage costs.

**Black-box LLM Adaptation.** State-of-the-art LLMs, including GPT-4 (Achiam et al., 2023), Claude (AI, 2024), and Gemini (Team et al., 2023), adhere to a trend of non-disclosure of model parameters to the public. Consequently, fine-tuning these black-box LLMs relies solely on fine-tuning web service APIs, such as the OpenAI GPT-3.5-turbo fine-tuning API (Peng et al., 2023), which lacks transparency and incurs high costs. In response, recent black-box adaptation methods (Liu et al., 2024; Ormazabal et al., 2023; Huang et al., 2023) have explored the adjustment of logit biases to modify the output token probabilities in LLMs, thereby effectively increasing the frequency of tokens from the target domain appearing in the output while penalizing those from the source domain. However, such black-box adaptation methods remain inapplicable to the latest cutting-edge black-box LLMs, such as GPT-3.5-turbo (OpenAI, 2022), due to the unavailability of token probabilities.

## 2.2 Candidate Solutions Generation

For each problem  $\mathbf{x}_i$  in the training dataset  $\mathcal{D}$ , we generate  $k$  intermediate candidate reasoning solutions  $\{\hat{\mathbf{s}}_{i,j}\}_{j=1}^k$  (e.g., chain-of-thought rationales or multi-step reasonings) and the corresponding answer  $\{\hat{\mathbf{y}}_{i,j}\}_{j=1}^k$  using greedy decoding with the language model generator  $G$ . With access to ground-truth answers  $\mathbf{y}_i$ , we can verify the correctness of

each generated solution  $\hat{\mathbf{y}}_{i,j}$  and assign a corresponding binary correctness label  $z_i$  as:

$$z_i = \mathbb{1}(\hat{\mathbf{y}}_{i,j} = \mathbf{y}_i), z_i \in \{0, 1\}. \quad (2)$$

With the generated solutions, we formulate a new dataset for the adapter training, denoted as:

$$\mathcal{D}_{\text{ada}} = \{(\mathbf{h}_{i,j}, z_i) \mid 1 \leq i \leq |\mathcal{D}|, 1 \leq j \leq k\}, \quad (3)$$

where  $\mathbf{h}_{i,j} = [\mathbf{x}_i \parallel \hat{\mathbf{s}}_{i,j} \parallel \hat{\mathbf{y}}_{i,j}]$ , represents the concatenation of the medical question and the entire candidate generation, and  $z_i$  is a binary label indicating whether  $\hat{\mathbf{y}}_{i,j}$  is a correct or incorrect solution.

## 2.3 Outcome-Supervised Adapter

We train an outcome-supervised adapter (*i.e.*, verifier) that assesses the probability of correctness for a candidate solution relative to a given problem. During inference, the language model  $G$  generates a set of candidate solutions, and the one ranked highest by the verifier is selected as the final answer, aligning closely with the target domain. More specifically, given a medical reasoning problem  $\mathbf{x}$  and its corresponding candidate solutions  $\hat{\mathbf{y}}$ , the outcome verifier ( $V : \mathcal{X} \times \mathcal{Y} \rightarrow \mathbb{R}$ ) assigns a normalized adaptation score, ranging from 0 to 1, to each solution to indicate the correctness.

In MedAdapter, we fine-tune a BERT-sized language model  $\theta$  ( $\sim 110\text{M}$  parameters), to function as an outcome-supervised adapter on  $\mathcal{D}_{\text{ada}}$ . It employs a combination of language modeling and binary classification as the objective function:

$$\mathcal{L}_{\text{ada}} = z \log V_{\theta}(\mathbf{h}) + (1 - z) \log(1 - V_{\theta}(\mathbf{h})), \quad (4)$$

where  $z$  is the binary label verified against the ground-truth answer provided in  $\mathcal{D}_{\text{ada}}$ , and  $V_{\theta}(\mathbf{h})$  is the sigmoid adaptation score of the question-solution pair  $\mathbf{h}$  assigned by the adapter model.

Table 1: Dataset statistics.

| Dataset                           | # Train | # Test | Source     |
|-----------------------------------|---------|--------|------------|
| MedMCQA (Pal et al., 2022)        | 3000    | 4183   | Exam       |
| MedQA (Jin et al., 2021)          | 10178   | 1273   | Exam       |
| MMLU (Hendrycks et al., 2020)     | 1299    | 163    | Exam       |
| PubMedQA (Jin et al., 2019)       | 450     | 500    | Literature |
| BioASQ (Tsatsaronis et al., 2015) | 494     | 124    | Literature |

## 2.4 Best-of- $K$ Inference

During the inference stage, for each test question  $\mathbf{x}_i$ , we adopt the best-of- $K$  inference, often referred to as rejection sampling. We initially sample  $K$  candidate solutions  $\{\hat{\mathbf{s}}_{i,j}, \hat{\mathbf{y}}_{i,j}\}_{j=1}^K$  from the generator  $G$ . The solution with the highest adaptation score is then selected as the final answer:

$$\hat{\mathbf{y}}_i = \arg \max_{j=1, \dots, K} r_\theta([\mathbf{x}_i | \hat{\mathbf{s}}_{i,j} | \hat{\mathbf{y}}_{i,j}]). \quad (5)$$

## 3 Experiments

### 3.1 Experimental Setups

**Datasets.** We evaluate MedAdapter on five widely used medical QA datasets: (1) **MedMCQA** (Pal et al., 2022), (2) **MedQA** (Jin et al., 2021), (3) **MMLU** (Hendrycks et al., 2020), (4) **PubMedQA** (Jin et al., 2019), and (5) **BioASQ** (Tsatsaronis et al., 2015). Dataset statistics are available in Table 1. For detailed information and examples from all datasets, please refer to Appendix A.

**Baselines.** We conduct our main experiments using both white-box and black-box backbone LLMs. Following Bolton et al. (2024a), we adopt accuracy as the main evaluation metric for biomedical QA tasks. We employ the *Chain-of-Thoughts* (CoT) results (Wei et al., 2022) as the baseline performance for all backbone LLMs without adaptation.

For white-box LLM adaptation, we primarily compare MedAdapter against *supervised fine-tuning*, which updates all the internal model parameters and serves as the upper-performance benchmark. We also adapt widely used open-source LLaMA models (Touvron et al., 2023) across various versions and scales, as well as medical domain-specific LLMs like BioMistral-7B (Labrak et al., 2024) for a comprehensive evaluation.

For black-box LLM adaptation, we focus on the comparison between MedAdapter and *supervised fine-tuning* using the Microsoft Azure OpenAI fine-tuning API service (Peng et al., 2023). In addition, we compare MedAdapter with other privacy-preserving solutions, including

*self-consistency* (Wang et al., 2023) and medical domain-specific *retrieval-augmented generation* (RAG) (Xiong et al., 2024), which do not require uploading training data to third parties.

**Implementation Details.** In this work, we employ LongFormer-Base (110M) (Beltagy et al., 2020) as the base language model for MedAdapter. We set  $k = 8$  for all generation of intermediate candidate reasoning solutions using MedAdapter. For black-box LLM adaptation, gpt-3.5-turbo-1106 serves as the main backbone LLM. For white-box LLM adaptation, we leverage LLaMA-2-7B as the backbone LLM. During the fine-tuning phase, learning rates are set to  $2e - 5$  for MedAdapter and  $2e - 4$  for supervised fine-tuning and LoRA (Hu et al., 2021), respectively. The global batch size is maintained at 8 for all white-box adaptation experiments. In the case of LoRA, we train the base LLM with  $r = 1024$ ,  $\alpha = 2048$ , bfloat16 quantization, and DeepSpeed gradient checkpointing (Rasley et al., 2020). All experiments are conducted on four NVIDIA A100 GPUs, accommodating a maximum sequence length of 512 tokens. Prompt details are available in Appendix B.

### 3.2 Main Results

**White-box LLM Adaptation.** In Table 2, we summarize the experimental results of adapting white-box LLMs for medical reasoning tasks. Across all five biomedical question-answering datasets, MedAdapter consistently outperforms the original white-box LLM, LLaMA-2-7B (Touvron et al., 2023), with an average performance improvement of 25.48%, demonstrating the adaptability of MedAdapter towards biomedical domain-specific applications. Notably, MedAdapter demonstrates its efficiency by achieving 93.33% of the performance level of the fully supervised fine-tuning model while only updating an adapter comprising 110M parameters, which constitutes merely 1.57% of the parameters (7B) of the original model. Additionally, MedAdapter effectively improves the performance of domain-specific LLMs like BioMistral-7B (Labrak et al., 2024) and general-domain LLMs at different scales, such as LLaMA-3-8B and LLaMA-2-13B (Touvron et al., 2023), demonstrating a generalizable solution for white-box LLM domain-specific adaptation.

**Black-box LLM Adaptation.** Table 3 presents a comprehensive evaluation of black-box LLM adaptation in medical reasoning. As expected,

Table 2: Main results (accuracy) of adapting white-box LLMs to biomedical QA tasks. † denotes the upper bound in theory using supervised fine-tuning (SFT).

| Dataset (→)                         | MedMCQA                  |          | MedQA  |          | MMLU-Med |          | PubMedQA |          | BioASQ |          |        |
|-------------------------------------|--------------------------|----------|--------|----------|----------|----------|----------|----------|--------|----------|--------|
|                                     | Method (↓) / Metrics (→) | Acc. (%) | Δ (%)  | Acc. (%) | Δ (%)    | Acc. (%) | Δ (%)    | Acc. (%) | Δ (%)  | Acc. (%) | Δ (%)  |
| LLaMA-2-7B (Touvron et al., 2023)   |                          | 16.00    | -      | 16.42    | -        | 20.13    | -        | 17.00    | -      | 16.13    | -      |
| +MedAdapter                         |                          | 32.00    | +16.00 | 32.52    | +16.10   | 27.67    | +7.54    | 58.00    | +41.00 | 62.90    | +46.77 |
| +SFT†                               |                          | 42.86    | -      | 33.39    | -        | 28.22    | -        | 60.80    | -      | 63.31    | -      |
| BioMistral-7B (Labrak et al., 2024) |                          | 28.95    | -      | 29.77    | -        | 33.33    | -        | 26.20    | -      | 28.53    | -      |
| +MedAdapter                         |                          | 30.31    | +1.36  | 34.88    | +5.11    | 46.54    | +13.21   | 33.20    | +7.00  | 33.06    | +4.53  |
| LLaMA-3-8B                          |                          | 20.44    | -      | 27.81    | -        | 25.16    | -        | 19.00    | -      | 30.65    | -      |
| +MedAdapter                         |                          | 32.08    | +11.64 | 32.44    | +4.63    | 35.22    | +10.06   | 55.00    | +36.00 | 64.52    | +31.46 |
| LLaMA-2-13B (Touvron et al., 2023)  |                          | 19.66    | -      | 28.04    | -        | 22.01    | -        | 47.40    | -      | 19.66    | -      |
| +MedAdapter                         |                          | 32.00    | +12.34 | 37.47    | +9.43    | 33.96    | +11.95   | 63.60    | +16.20 | 65.32    | +45.66 |

Table 3: Main results (accuracy) of adapting black-box LLMs to biomedical QA tasks. † denotes the upper bound in theory, using supervised fine-tuning (SFT) via Microsoft Azure OpenAI fine-tuning API services.

| Dataset (→)                           | MedMCQA                  |          | MedQA |          | MMLU-Med |          | PubMedQA |          | BioASQ |          |       |
|---------------------------------------|--------------------------|----------|-------|----------|----------|----------|----------|----------|--------|----------|-------|
|                                       | Method (↓) / Metrics (→) | Acc. (%) | Δ (%) | Acc. (%) | Δ (%)    | Acc. (%) | Δ (%)    | Acc. (%) | Δ (%)  | Acc. (%) | Δ (%) |
| gpt-3.5-turbo (OpenAI, 2022)          |                          | 49.74    | -     | 61.51    | -        | 59.75    | -        | 56.00    | -      | 84.68    | -     |
| +MedAdapter                           |                          | 59.02    | +9.28 | 68.66    | +7.15    | 73.58    | +13.83   | 73.40    | +17.40 | 93.55    | +8.87 |
| +Azure-SFT† (Peng et al., 2023)       |                          | 61.82    | -     | 63.32    | -        | 70.55    | -        | 71.40    | -      | 95.16    | -     |
| +Self-Consistency (Wang et al., 2023) |                          | 56.20    | -     | 67.71    | -        | 69.81    | -        | 71.60    | -      | 87.90    | -     |
| +MedRAG (Xiong et al., 2024)          |                          | 51.80    | -     | 64.36    | -        | 68.85    | -        | 50.00    | -      | 87.55    | -     |
| +MedAdapter                           |                          | 56.20    | +4.40 | 67.16    | +2.80    | 74.86    | +6.01    | 63.00    | +13.00 | 94.42    | +6.87 |
| gpt-4 (Achiam et al., 2023)           |                          | 69.48    | -     | 83.90    | -        | 85.53    | -        | 69.20    | -      | 92.74    | -     |
| +MedAdapter                           |                          | 72.09    | +2.61 | 84.13    | +0.23    | 87.42    | +1.89    | 77.40    | +8.20  | 95.97    | +3.23 |

black-box LLMs, with their extensive model parameters and large pre-training corpora, significantly outperform white-box LLMs (Table 2) across all five biomedical QA tasks. We also observe that MedAdapter successfully adapts gpt-3.5-turbo (OpenAI, 2022) across all five datasets, achieving an average performance improvement of 11.31% without necessitating the sharing of local training samples with third parties. Notably, MedAdapter achieves competitive or even superior performance compared to supervised fine-tuning via Microsoft Azure APIs, which serve as the upper bound in theory. This may be due to the opacity of the fine-tuning service, which only allows access to a very limited number of adjustable parameters within a prescribed range<sup>1</sup>, leading to suboptimal fine-tuning performance. Details for parameter studies of supervised fine-tuning via Microsoft Azure APIs are available in Appendix C.

MedAdapter demonstrates more effective adap-

<sup>1</sup>In the Microsoft OpenAI fine-tuning service, users are permitted to modify only three hyperparameters within a limited range: (1) the number of epochs, (2) the batch size, and (3) the learning rate multiplier.

tation compared to other privacy-preserving methods, such as self-consistency (Wang et al., 2023) and MedRAG (Xiong et al., 2024). We could also extend MedAdapter for RAG and more advanced LLMs such as gpt-4 (Achiam et al., 2023), demonstrating a flexible and generalizable solution for adapting black-box LLMs in medical reasoning. Specifically, we observe only a slight improvement or even a decrease in performance when adapting RAG-based methods compared to direct adaptations of backbone black-box LLMs. This can be attributed to the conditional generation nature of RAG, which typically results in less diverse candidate solutions for MedAdapter to select from.

### 3.3 Cost Estimation

Table 4 compares the cost estimations of different black-box LLM adaptation methods. Compared to the Microsoft OpenAI service, which achieves an average improvement of 10.11% over the backbone LLM, MedAdapter obtains an improvement of 11.31% at only 15.59% of the cost during the fine-tuning stage. This is because MedAdapter relies on inference APIs (\$1 per 1M token) to gener-

Table 4: Cost (\$) estimations of adapting black-box LLMs to biomedical QA tasks based on gpt-35-turbo-1106.

| Dataset (→)                    | MedMCQA  |           | MedQA    |           | MMLU-Med |           | PubMedQA |           | BioASQ   |           |
|--------------------------------|----------|-----------|----------|-----------|----------|-----------|----------|-----------|----------|-----------|
|                                | Training | Inference | Training | Inference | Training | Inference | Training | Inference | Training | Inference |
| gpt-3.5-turbo (OpenAI, 2022)   | -        | 1.37      | -        | 0.67      | -        | 0.06      | -        | 0.16      | -        | 0.03      |
| +MedAdapter                    | 7.67     | 10.40     | 42.57    | 5.37      | 3.49     | 0.44      | 0.92     | 1.14      | 1.41     | 0.35      |
| +Azure-SFT (Peng et al., 2023) | 71.18    | 10.88     | 172.85   | 6.83      | 38.93    | 3.18      | 38.17    | 3.76      | 38.48    | 3.24      |
| +OpenAI-SFT*                   | 23.07    | 32.87     | 195.45   | 16.10     | 4.01     | 3.12      | 15.76    | 1.34      | 6.77     | 1.05      |

\*This is an estimated cost, as the OpenAI-SFT is not compliant with HIPAA regulations.

Table 5: GPU memory (GiB) usage estimations of adapting white-box LLMs to biomedical QA tasks.

| Dataset (→)                       | BioASQ   |           |          |
|-----------------------------------|----------|-----------|----------|
|                                   | Training | Inference | Acc. (%) |
| LLaMA-2-7B (Touvron et al., 2023) | -        | 25.42     | 16.13    |
| +MedAdapter                       | 11.60    | 33.00     | 62.90    |
| +SFT-LoRA (Hu et al., 2021)       | 54.76    | 34.65     | 50.00    |
| +SFT                              | 78.65    | 25.42     | 63.31    |

ate candidate solutions, which is significantly less expensive than using fine-tuning APIs (\$8 per 1M token). Moreover, customized models accessed through APIs incur  $1.58\times$  higher costs during the inference stage than MedAdapter due to the increased prices for input (\$3 per 1M tokens) and output (\$6 per 1M tokens) usage compared to the original models (\$1 per 1M tokens for input usage and \$2 per 1M tokens for output usage).

In addition, we also report an estimated cost through the OpenAI supervised fine-tuning API<sup>2</sup> without implementation due to the conflict with HIPAA compliance, which is significantly higher than MedAdapter in both the fine-tuning and inference stages. Notably, there are differences between the Microsoft Azure OpenAI fine-tuning API service and the OpenAI fine-tuning API: (1) Microsoft Azure service charges based on training hours, including an additional hosting cost for model deployment, and (2) OpenAI fine-tuning API incurs a higher cost per token for both training and inference but does not include additional hosting fees.

### 3.4 Parameter Efficiency

Table 5 evaluates the GPU memory (GiB) usage of different white-box LLMs adaptation methods, including PEFT methods like LoRA (Hu et al., 2021). Compared to supervised fine-tuning of a LLaMA-2-7B (Touvron et al., 2023), MedAdapter achieves competitive performance while only fine-tuning a 110M-parameter model, using 14.75% of

<sup>2</sup><https://openai.com/pricing>

the GPU memory. Compared to other parameter-efficient adaptation methods, such as LoRA (Hu et al., 2021), which updates approximately 170M parameters, MedAdapter demonstrates a 12.90% improvement in model performance while utilizing only 21.18% of the GPU memory. We also observe MedAdapter requires a slightly higher GPU memory usage during the inference stage, as it requires loading the original model. However, this usage remains lower than that required for supervised fine-tuning or LoRA.

### 3.5 Scale-up Analysis

In Figure 3, we explore the impact of scaling up the base model of MedAdapter from 110M to 2.7B parameters, utilizing both general-domain and biomedical domain-specific language models. Additional model details for the scale-up analysis are available in Appendix D. Interestingly, we observe very limited or no improvement with the increase in model size, potentially due to the following reasons: (1) MedAdapter serves as a scoring function that heavily relies on language comprehension rather than generative capabilities, which is a natural fit to encoder-only model; and (2) the limited fine-tuning data available may allow smaller models to more effectively capture underlying patterns within the candidate solutions. Additionally, domain-specific language models exhibit slightly superior performance, likely due to the integration of more targeted knowledge during their pre-training phase.

### 3.6 Complementary Analysis

In Table 6, we perform a complementary analysis to demonstrate the flexibility of MedAdapter by integrating both train-time and test-time adaptation. MedAdapter yields additional performance improvement of 5.53% and 4.37% for white-box and black-box LLMs, respectively, over train-time adaptation (*i.e.*, supervised fine-tuning). When combined with train-time adaptation, MedAdapter outperforms either train-time or test-time adapta-

Table 6: Results of combining training-time and test-time adaptation of both black-box and white-box LLMs for biomedical QA tasks. **Bold** indicates the best performance for each task.

| Dataset (→)                       | MedMCQA      |        | MedQA        |        | MMLU-Med     |        | PubMedQA     |        | BioASQ       |        |
|-----------------------------------|--------------|--------|--------------|--------|--------------|--------|--------------|--------|--------------|--------|
|                                   | Acc. (%)     | Δ (%)  | Acc. (%)     | Δ (%)  | Acc. (%)     | Δ (%)  | Acc. (%)     | Δ (%)  | Acc. (%)     | Δ (%)  |
| LLaMA-2-7B (Touvron et al., 2023) | 16.00        | -      | 16.42        | -      | 20.13        | -      | 17.00        | -      | 16.13        | -      |
| +MedAdapter                       | 32.00        | +16.00 | 32.52        | +16.10 | 27.67        | +7.54  | 58.00        | +41.00 | 62.90        | +46.77 |
| +SFT                              | 42.86        | -      | 33.39        | -      | 28.22        | -      | 60.80        | -      | 63.31        | -      |
| +MedAdapter                       | <b>44.85</b> | +1.99  | <b>40.61</b> | +7.22  | <b>35.85</b> | +7.63  | <b>68.00</b> | +7.20  | <b>66.94</b> | +3.63  |
| +SFT-LoRA (Hu et al., 2021)       | 28.95        | -      | 23.89        | -      | 24.54        | -      | 55.00        | -      | 50.00        | -      |
| +MedAdapter                       | 35.69        | +6.74  | 28.04        | +4.15  | 31.90        | +7.36  | 62.90        | +7.90  | 60.48        | +10.48 |
| gpt-3.5-turbo (OpenAI, 2022)      | 49.74        | -      | 61.51        | -      | 59.75        | -      | 56.00        | -      | 84.68        | -      |
| +MedAdapter                       | 59.02        | +9.28  | 68.66        | +7.15  | 73.58        | +13.83 | 73.40        | +17.40 | 93.55        | +8.87  |
| +Azure-SFT (Peng et al., 2023)    | 61.82        | -      | 63.32        | -      | 70.55        | -      | 71.40        | -      | 95.16        | -      |
| +MedAdapter                       | <b>65.50</b> | +3.68  | <b>68.89</b> | +5.57  | <b>76.73</b> | +6.18  | <b>77.00</b> | +5.60  | <b>95.97</b> | +0.81  |

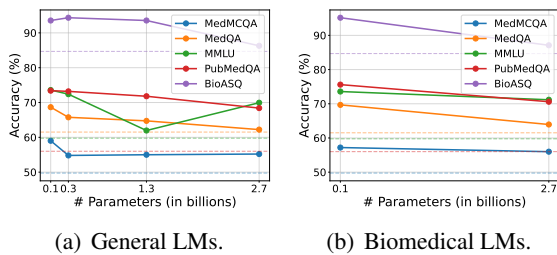


Figure 3: Scale-up performance on multiple general and biomedical domain-specific language models (LMs) serving as the base model of MedAdapter. General LMs include LongFormer-Base (110M), LongFormer-Large (330M), Phi-1.5 (1.3B), and Phi-2 (2.7B). Biomedical LMs include Clinical-LongFormer (110M) and BioMedLM (2.7B). The dashed line denotes the performance of the base model, gpt-3.5-turbo.

tion alone, demonstrating its utility as a flexible solution that complements existing train-time adaptation (e.g., LoRA) (Hu et al., 2021) and even test-time adaptation (e.g., MedRAG in Table 3) (Xiong et al., 2024).

## 4 Related Works

### Train-Time Adaptation of White-Box LLMs.

To enhance the biomedical domain-specific capabilities of LLMs, prior research has employed large-scale domain-specific corpora to customize white-box LLMs for medical reasoning, including: (1) *Pre-Training* on domain specific corpora (Luo et al., 2022; Chen et al., 2023b; Bolton et al., 2024a); (2) *Fine-Tuning* with medical instructions (Han et al., 2023; Labrak et al., 2024; Yunxiang et al., 2023; Wu et al., 2024; Xu et al., 2024b), and (3) *Parameter-Efficient Fine-Tuning (PEFT)* (Gema et al., 2023). Pre-training or fine-tuning LLMs

necessitates substantial computational resources, particularly as model sizes continue to increase, which may not be readily accessible to academic or medical researchers (Bolton et al., 2024b). For example, Biomistral (Labrak et al., 2024) requires significant computational resources, which entails approximately 5K computing hours of A100 80GB GPU. While PEFT-based adaptation (Ding et al., 2023) offers a practical solution by fine-tuning only a small subset of parameters, this approach might yield suboptimal performance.

BioMedLM (Bolton et al., 2024a) strikes a balance between domain-specific model performance and computational cost by exclusively pre-training a moderately sized LLM (2.7B) on a substantial biomedical corpus comprising 34.6 billion tokens. Alternatively, MedAdapter offers a different test-time solution by leveraging the emerging generative capabilities of LLMs, avoiding exclusive training on large-scale domain-specific data while utilizing significantly fewer model parameters.

### Train-Time Adaptation of Black-Box LLMs.

Black-box LLMs, such as GPT-4 (Nori et al., 2023a) and Gemini (Saab et al., 2024), have set new standards for SOTA performance on biomedical NLP tasks with their inherent capabilities. Despite these advancements, there remains potential for improvement in domain-specific applications through domain specialization (Chen et al., 2023a). For example, Jablonka et al. (2024) fine-tune GPT models for a wide range of chemistry QA tasks, ranging from the properties of materials to materials synthesis, using OpenAI fine-tuning APIs. However, the OpenAI fine-tuning API is not compliant with HIPAA regulations and cannot be used directly for biomedical data that contains patient

information. While the Microsoft Azure OpenAI fine-tuning API service is HIPAA-compliant, it still poses significant risks when it comes to data sharing through external APIs (Shi et al., 2024a) and entails substantial costs for model fine-tuning and deployment. MedAdapter offers an alternative approach for adapting black-box LLMs without the use of APIs, thereby greatly enhancing data privacy during training and substantially reducing associated API costs.

**Test-Time Adaptation of LLMs.** Test-time adaptation involves customizing models to test data that may differ in distribution from the original training data (Liang et al., 2023; Yu et al., 2023). We adopt a slightly different definition of test-time adaptation than several existing computer vision studies (Zancato et al., 2023; Karmanov et al., 2024; Ahmed et al., 2024); we only require that target domain label information remain invisible to the original LLM. Under this definition, existing methods for test-time adaptation of LLMs towards medical reasoning include: (1) *Prompting*-based methods which directly inject medical knowledge into prompts (Nori et al., 2023a; Lu et al., 2023; Xu et al., 2023; Jin et al., 2024; Shi et al., 2024b); and (2) *Retrieval-Augmented Generation (RAG)*-based methods that leverage domain-specific corpus as plug-in (Xiong et al., 2024; Shi et al., 2023; Jeong et al., 2024; Xu et al., 2024a). MedAdapter introduces a third option for test-time adaptation of LLMs in medical reasoning by training a small adapter to score the candidate solutions generated by large models, thereby eliminating the need for fine-tuning the original LLM while still effectively facilitating target domain adaptation.

## 5 Conclusion

In this work, we propose MedAdapter to address a unique challenge in adopting LLMs in real-world clinical scenarios with limited computational resources and strict privacy requirements. MedAdapter strikes a balance between effective model adaptation and reasonable computational costs by employing a BERT-sized language model as an adapter to select candidate solutions generated by larger LLMs, thereby obviating the need to fine-tune the entire LLMs. Extensive experiments across five biomedical datasets demonstrate the effectiveness of MedAdapter in adapting both white-box and black-box LLMs. Notably, MedAdapter (1) achieves 99.35% of the performance of super-

vised fine-tuning in white-box adaptation while using only 14.75% of the GPU memory, and (2) achieves comparable or even outperforms the performance of fine-tuning black-box LLMs through APIs, eliminating the need to share data and incurring only 15.59% of the costs. MedAdapter may offer a practical solution for effectively, privacy-preservingly, cost-effectively, and transparently adapting LLMs to real-world biomedical research and practice.

## Limitations

In this work, we propose MedAdapter for test-time adaptation of LLMs in medical reasoning applications. However, we have identified several limitations of MedAdapter: (1) **Access to Label Information:** While target domain label information remains invisible to the original LLMs, MedAdapter still requires access to such information to fine-tune a small adapter. This may not be feasible in some real-world scenarios where label information is restricted or unavailable. (2) **On-Device Inference:** In the adaptation of black-box LLMs, the fine-tuning process does not share any data with third parties through APIs; however, it cannot handle queries involving sensitive or patient-identifiable information during the inference stage. Furthermore, the extensive model parameters of black-box LLMs eliminate the possibility of on-device inference. (3) **Resource Limitations:** Due to restricted access to fine-tuning API services and budget constraints, our experiments with black-box fine-tuning are limited to using GPT-3.5-Turbo via the Microsoft Azure fine-tuning API service.

## Privacy and Ethics Statement

In strict adherence to the PhysioNet Credentialed Health Data Use Agreement 1.5.0<sup>3</sup>, we expressly forbid the dissemination of confidential patient information to any third party, including via online services such as APIs. To guarantee the responsible utilization of Azure OpenAI Service in accordance with the guideline<sup>4</sup>, we have deliberately withdrawn from the human review process by submitting the Azure OpenAI Additional Use Case Form<sup>5</sup>. It effectively precludes third parties from

<sup>3</sup><https://physionet.org/about/licenses/physionet-credentialed-health-data-license-150/>

<sup>4</sup><https://physionet.org/news/post/gpt-responsible-use>

<sup>5</sup><https://aka.ms/oai/additionalusecase>



accessing and processing protected health information (PHI) for any purpose. We maintain a rigorous and ongoing monitoring process to ensure our compliance with these guidelines and pertinent privacy legislation, thereby upholding the highest ethical standards in the use of data throughout our research and operational activities.

## Acknowledgments

This research has been partially supported by Accelerate Foundation Models Academic Research Initiative from Microsoft Research, Wallace H. Coulter Distinguished Faculty Fellowship, Petit Institute Faculty Fellowship, and research funding from Amazon and Microsoft Research.

## References

- Josh Achiam, Steven Adler, Sandhini Agarwal, Lama Ahmad, Ilge Akkaya, Florencia Leoni Aleman, Diogo Almeida, Janko Altenschmidt, Sam Altman, Shyamal Anadkat, et al. 2023. Gpt-4 technical report. *arXiv preprint arXiv:2303.08774*.
- Sk Miraj Ahmed, Fahim Faisal Niloy, Dripta S Raychaudhuri, Samet Oymak, and Amit K Roy-Chowdhury. 2024. Meta: Multi-source test time adaptation. *arXiv preprint arXiv:2401.02561*.
- Anthropic AI. 2024. **The Claude 3 model family: Opus, sonnet, haiku.** *Claude-3 Model Card*.
- Iz Beltagy, Matthew E Peters, and Arman Cohan. 2020. Longformer: The long-document transformer. *arXiv preprint arXiv:2004.05150*.
- Elliot Bolton, Abhinav Venigalla, Michihiro Yasunaga, David Hall, Betty Xiong, Tony Lee, Roxana Daneshjou, Jonathan Frankle, Percy Liang, Michael Carbin, et al. 2024a. Biomedlm: A 2.7 b parameter language model trained on biomedical text. *arXiv preprint arXiv:2403.18421*.
- Elliot Bolton, Betty Xiong, Vijaytha Muralidharan, Joel Schamroth, Vivek Muralidharan, Christopher D Manning, and Roxana Daneshjou. 2024b. Assessing the potential of mid-sized language models for clinical qa. *arXiv preprint arXiv:2404.15894*.
- Qingyu Chen, Jingcheng Du, Yan Hu, Vipina Kuttichi Keloth, Xueqing Peng, Kalpana Raja, Rui Zhang, Zhiyong Lu, and Hua Xu. 2023a. Large language models in biomedical natural language processing: benchmarks, baselines, and recommendations. *arXiv preprint arXiv:2305.16326*.
- Zeming Chen, Alejandro Hernández Cano, Angelika Romanou, Antoine Bonnet, Kyle Matoba, Francesco Salvi, Matteo Pagliardini, Simin Fan, Andreas Köpf, Amirkeivan Mohtashami, et al. 2023b. Meditron-70b: Scaling medical pretraining for large language models. *arXiv preprint arXiv:2311.16079*.
- Hyung Won Chung, Le Hou, Shayne Longpre, Barret Zoph, Yi Tay, William Fedus, Yunxuan Li, Xuezhi Wang, Mostafa Dehghani, Siddhartha Brahma, et al. 2024. Scaling instruction-finetuned language models. *Journal of Machine Learning Research*, 25(70):1–53.
- Ning Ding, Yujia Qin, Guang Yang, Fuchao Wei, Zonghan Yang, Yusheng Su, Shengding Hu, Yulin Chen, Chi-Min Chan, Weize Chen, et al. 2023. Parameter-efficient fine-tuning of large-scale pre-trained language models. *Nature Machine Intelligence*, 5(3):220–235.
- Giacomo Frisoni, Alessio Cocchieri, Alex Presepi, Gianluca Moro, and Zaiqiao Meng. 2024. To generate or to retrieve? on the effectiveness of artificial contexts for medical open-domain question answering. *arXiv preprint arXiv:2403.01924*.
- Aryo Gema, Luke Daines, Pasquale Minervini, and Beatrice Alex. 2023. Parameter-efficient fine-tuning of llama for the clinical domain. *arXiv preprint arXiv:2307.03042*.
- Tianyu Han, Lisa C Adams, Jens-Michalis Papaioannou, Paul Grundmann, Tom Oberhauser, Alexander Löser, Daniel Truhn, and Keno K Bresssem. 2023. Medalpaca—an open-source collection of medical conversational ai models and training data. *arXiv preprint arXiv:2304.08247*.
- Dan Hendrycks, Collin Burns, Steven Basart, Andy Zou, Mantas Mazeika, Dawn Song, and Jacob Steinhardt. 2020. Measuring massive multitask language understanding. *arXiv preprint arXiv:2009.03300*.
- Neil Houlsby, Andrei Giurgiu, Stanislaw Jastrzebski, Bruna Morrone, Quentin De Laroussilhe, Andrea Gesmundo, Mona Attariyan, and Sylvain Gelly. 2019. Parameter-efficient transfer learning for nlp. In *International conference on machine learning*, pages 2790–2799. PMLR.
- Edward J Hu, Phillip Wallis, Zeyuan Allen-Zhu, Yuanzhi Li, Shean Wang, Lu Wang, Weizhu Chen, et al. 2021. Lora: Low-rank adaptation of large language models. In *International Conference on Learning Representations*.
- Yangsibo Huang, Daogao Liu, Zexuan Zhong, Weijia Shi, and Yin Tat Lee. 2023. *k* nn-adapter: Efficient domain adaptation for black-box language models. *arXiv preprint arXiv:2302.10879*.
- Kevin Maik Jablonka, Philippe Schwaller, Andres Ortega-Guerrero, and Berend Smit. 2024. Leveraging large language models for predictive chemistry. *Nature Machine Intelligence*, pages 1–9.
- Minbyul Jeong, Jiwoong Sohn, Mujeen Sung, and Jae-woo Kang. 2024. Improving medical reasoning through retrieval and self-reflection with retrieval-augmented large language models. *arXiv preprint arXiv:2401.15269*.

- Di Jin, Eileen Pan, Nassim Oufattole, Wei-Hung Weng, Hanyi Fang, and Peter Szolovits. 2021. What disease does this patient have? a large-scale open domain question answering dataset from medical exams. *Applied Sciences*, 11(14):6421.
- Haibo Jin, Haoxuan Che, Yi Lin, and Hao Chen. 2024. Promptmrg: Diagnosis-driven prompts for medical report generation. In *Proceedings of the AAAI Conference on Artificial Intelligence*, volume 38, pages 2607–2615.
- Qiao Jin, Bhuwan Dhingra, Zhengping Liu, William W Cohen, and Xinghua Lu. 2019. Pubmedqa: A dataset for biomedical research question answering. *arXiv preprint arXiv:1909.06146*.
- Adilbek Karmanov, Dayan Guan, Shijian Lu, Abdulmotaleb El Saddik, and Eric Xing. 2024. Efficient test-time adaptation of vision-language models. *arXiv preprint arXiv:2403.18293*.
- Zixuan Ke, Yijia Shao, Haowei Lin, Tatsuya Konishi, Gyuhak Kim, and Bing Liu. 2022. Continual pre-training of language models. In *The Eleventh International Conference on Learning Representations*.
- Yanis Labrak, Adrien Bazoge, Emmanuel Morin, Pierre-Antoine Gourraud, Mickael Rouvier, and Richard Dufour. 2024. Biomistral: A collection of open-source pretrained large language models for medical domains. *arXiv preprint arXiv:2402.10373*.
- Yikuan Li, Ramsey M Wehbe, Faraz S Ahmad, Hanyin Wang, and Yuan Luo. 2022. Clinical-longformer and clinical-bigbird: Transformers for long clinical sequences. *arXiv preprint arXiv:2201.11838*.
- Yuanzhi Li, Sébastien Bubeck, Ronen Eldan, Allie Del Giorno, Suriya Gunasekar, and Yin Tat Lee. 2023. Textbooks are all you need ii: phi-1.5 technical report. *arXiv preprint arXiv:2309.05463*.
- Jian Liang, Ran He, and Tieniu Tan. 2023. A comprehensive survey on test-time adaptation under distribution shifts. *arXiv preprint arXiv:2303.15361*.
- Alisa Liu, Xiaochuang Han, Yizhong Wang, Yulia Tsvetkov, Yejin Choi, and Noah A Smith. 2024. Tuning language models by proxy. *arXiv preprint arXiv:2401.08565*.
- Xiao Liu, Kaixuan Ji, Yicheng Fu, Weng Tam, Zhengxiao Du, Zhilin Yang, and Jie Tang. 2022. P-tuning: Prompt tuning can be comparable to fine-tuning across scales and tasks. In *Proceedings of the 60th Annual Meeting of the Association for Computational Linguistics (Volume 2: Short Papers)*, pages 61–68.
- Yuxing Lu, Xukai Zhao, and Jinzhuo Wang. 2023. [Medical knowledge-enhanced prompt learning for diagnosis classification from clinical text](#). In *Proceedings of the 5th Clinical Natural Language Processing Workshop*, pages 278–288, Toronto, Canada. Association for Computational Linguistics.
- Alexandra Sasha Luccioni, Sylvain Viguier, and Anne-Laure Ligozat. 2023. Estimating the carbon footprint of bloom, a 176b parameter language model. *Journal of Machine Learning Research*, 24(253):1–15.
- Nils Lukas, Ahmed Salem, Robert Sim, Shruti Tople, Lukas Wutschitz, and Santiago Zanella-Béguelin. 2023. Analyzing leakage of personally identifiable information in language models. In *2023 IEEE Symposium on Security and Privacy (SP)*, pages 346–363. IEEE.
- Renqian Luo, Liai Sun, Yingce Xia, Tao Qin, Sheng Zhang, Hoifung Poon, and Tie-Yan Liu. 2022. Biogpt: generative pre-trained transformer for biomedical text generation and mining. *Briefings in bioinformatics*, 23(6):bbac409.
- Yizhen Luo, Jiahuan Zhang, Siqi Fan, Kai Yang, Yushuai Wu, Mu Qiao, and Zaiqing Nie. 2023. Biomedgpt: Open multimodal generative pre-trained transformer for biomedicine. *arXiv preprint arXiv:2308.09442*.
- Jenish Maharjan, Anurag Garikipati, Navan Preet Singh, Leo Cyrus, Mayank Sharma, Madalina Ciobanu, Gina Barnes, Rahul Thapa, Qingqing Mao, and Ritankar Das. 2024. Openmedlm: Prompt engineering can out-perform fine-tuning in medical question-answering with open-source large language models. *arXiv preprint arXiv:2402.19371*.
- Mason Marks and Claudia E Haupt. 2023. Ai chatbots, health privacy, and challenges to hipaa compliance. *Jama*.
- Harsha Nori, Nicholas King, Scott Mayer McKinney, Dean Carignan, and Eric Horvitz. 2023a. Capabilities of gpt-4 on medical challenge problems. *arXiv preprint arXiv:2303.13375*.
- Harsha Nori, Yin Tat Lee, Sheng Zhang, Dean Carignan, Richard Edgar, Nicolo Fusi, Nicholas King, Jonathan Larson, Yuanzhi Li, Weishung Liu, et al. 2023b. Can generalist foundation models outcompete special-purpose tuning? case study in medicine. *arXiv preprint arXiv:2311.16452*.
- OpenAI. 2022. [Introducing chatgpt](#). *OpenAI Blog*.
- Aitor Ormazabal, Mikel Artetxe, and Eneko Agirre. 2023. Comblm: Adapting black-box language models through small fine-tuned models. In *Proceedings of the 2023 Conference on Empirical Methods in Natural Language Processing*, pages 2961–2974.
- Ankit Pal, Logesh Kumar Umaphathi, and Malaikanan Sankarasubbu. 2022. Medmcqa: A large-scale multi-subject multi-choice dataset for medical domain question answering. In *Conference on health, inference, and learning*, pages 248–260. PMLR.
- Andrew Peng, Machael Wu, John Allard, Logan Kilpatrick, and Steven Heide. 2023. [Gpt-3.5 turbo fine-tuning and api updates](#). *OpenAI Blog*.

- Jeff Rasley, Samyam Rajbhandari, Olatunji Ruwase, and Yuxiong He. 2020. Deepspeed: System optimizations enable training deep learning models with over 100 billion parameters. In *Proceedings of the 26th ACM SIGKDD International Conference on Knowledge Discovery & Data Mining*, pages 3505–3506.
- Khaled Saab, Tao Tu, Wei-Hung Weng, and et al. 2024. Capabilities of gemini models in medicine. *arXiv preprint arXiv:2404.18416*.
- Weijia Shi, Anirudh Ajith, Mengzhou Xia, Yangsibo Huang, Daogao Liu, Terra Blevins, Danqi Chen, and Luke Zettlemoyer. 2024a. [Detecting pretraining data from large language models](#). In *The Twelfth International Conference on Learning Representations*.
- Wenqi Shi, Ran Xu, Yuchen Zhuang, Yue Yu, Jieyu Zhang, Hang Wu, Yuanda Zhu, Joyce Ho, Carl Yang, and May D Wang. 2024b. Ehragent: Code empowers large language models for complex tabular reasoning on electronic health records. *arXiv preprint arXiv:2401.07128*.
- Wenqi Shi, Yuchen Zhuang, Yuanda Zhu, Henry Iwinski, Michael Wattenbarger, and May Dongmei Wang. 2023. Retrieval-augmented large language models for adolescent idiopathic scoliosis patients in shared decision-making. In *Proceedings of the 14th ACM International Conference on Bioinformatics, Computational Biology, and Health Informatics*, pages 1–10.
- Karan Singhal, Shekoofeh Azizi, Tao Tu, S Sara Mahdavi, Jason Wei, Hyung Won Chung, Nathan Scales, Ajay Tanwani, Heather Cole-Lewis, Stephen Pfohl, et al. 2023. Large language models encode clinical knowledge. *Nature*, 620(7972):172–180.
- Haotian Sun, Yuchen Zhuang, Wei Wei, Chao Zhang, and Bo Dai. 2024. Bbox-adapter: Lightweight adapting for black-box large language models. *arXiv preprint arXiv:2402.08219*.
- Xiangru Tang, Anni Zou, Zhuosheng Zhang, Yilun Zhao, Xingyao Zhang, Arman Cohan, and Mark Gestein. 2023. Medagents: Large language models as collaborators for zero-shot medical reasoning. *arXiv preprint arXiv:2311.10537*.
- Gemini Team, Rohan Anil, Sebastian Borgeaud, Yonghui Wu, Jean-Baptiste Alayrac, Jiahui Yu, Radu Soricut, Johan Schalkwyk, Andrew M Dai, Anja Hauth, et al. 2023. Gemini: a family of highly capable multimodal models. *arXiv preprint arXiv:2312.11805*.
- Hugo Touvron, Louis Martin, Kevin Stone, Peter Albert, Amjad Almahairi, Yasmine Babaei, Nikolay Bashlykov, Soumya Batra, Prajwal Bhargava, Shrutu Bhosale, et al. 2023. Llama 2: Open foundation and fine-tuned chat models. *arXiv preprint arXiv:2307.09288*.
- George Tsatsaronis, Georgios Balikas, Prodromos Malakasiotis, Ioannis Partalas, Matthias Zschunke, Michael R Alvers, Dirk Weissenborn, Anastasia Krithara, Sergios Petridis, Dimitris Polychronopoulos, et al. 2015. An overview of the bioasq large-scale biomedical semantic indexing and question answering competition. *BMC bioinformatics*, 16:1–28.
- Hanyin Wang, Chufan Gao, Christopher Dantona, Bryan Hull, and Jimeng Sun. 2024. Drg-llama: tuning llama model to predict diagnosis-related group for hospitalized patients. *npj Digital Medicine*, 7(1):16.
- Xuezhi Wang, Jason Wei, Dale Schuurmans, Quoc V Le, Ed H. Chi, Sharan Narang, Aakanksha Chowdhery, and Denny Zhou. 2023. [Self-consistency improves chain of thought reasoning in language models](#). In *The Eleventh International Conference on Learning Representations*.
- Jason Wei, Maarten Bosma, Vincent Zhao, Kelvin Guu, Adams Wei Yu, Brian Lester, Nan Du, Andrew M Dai, and Quoc V Le. 2021. Finetuned language models are zero-shot learners. In *International Conference on Learning Representations*.
- Jason Wei, Xuezhi Wang, Dale Schuurmans, Maarten Bosma, Fei Xia, Ed Chi, Quoc V Le, Denny Zhou, et al. 2022. Chain-of-thought prompting elicits reasoning in large language models. *Advances in neural information processing systems*, 35:24824–24837.
- Chaoyi Wu, Weixiong Lin, Xiaoman Zhang, Ya Zhang, Weidi Xie, and Yanfeng Wang. 2024. Pmc-llama: toward building open-source language models for medicine. *Journal of the American Medical Informatics Association*, page ocae045.
- Guangzhi Xiong, Qiao Jin, Zhiyong Lu, and Aidong Zhang. 2024. Benchmarking retrieval-augmented generation for medicine. *arXiv preprint arXiv:2402.13178*.
- Ran Xu, Hejie Cui, Yue Yu, Xuan Kan, Wenqi Shi, Yuchen Zhuang, Wei Jin, Joyce Ho, and Carl Yang. 2023. Knowledge-infused prompting: Assessing and advancing clinical text data generation with large language models. *arXiv preprint arXiv:2311.00287*.
- Ran Xu, Wenqi Shi, Yue Yu, Yuchen Zhuang, Bowen Jin, May D Wang, Joyce C Ho, and Carl Yang. 2024a. Ram-ehr: Retrieval augmentation meets clinical predictions on electronic health records. *arXiv preprint arXiv:2403.00815*.
- Ran Xu, Wenqi Shi, Yue Yu, Yuchen Zhuang, Yanqiao Zhu, May D Wang, Joyce C Ho, Chao Zhang, and Carl Yang. 2024b. Bmretriever: Tuning large language models as better biomedical text retrievers. *arXiv preprint arXiv:2404.18443*.
- Geyan Ye, Xibao Cai, Houtim Lai, Xing Wang, Junhong Huang, Longyue Wang, Wei Liu, and Xiangxiang Zeng. 2023. Drugassist: A large language model for molecule optimization. *arXiv preprint arXiv:2401.10334*.

Yue Yu, Jiaming Shen, Tianqi Liu, Zhen Qin, Jing Nathan Yan, Jialu Liu, Chao Zhang, and Michael Bendersky. 2023. Explanation-aware soft ensemble empowers large language model in-context learning. *arXiv preprint arXiv:2311.07099*.

Li Yunxiang, Li Zihan, Zhang Kai, Dan Ruilong, and Zhang You. 2023. Chatdoctor: A medical chat model fine-tuned on llama model using medical domain knowledge. *arXiv preprint arXiv:2303.14070*.

Luca Zancato, Alessandro Achille, Tian Yu Liu, Matthew Trager, Pramuditha Perera, and Stefano Soatto. 2023. Train/test-time adaptation with retrieval. In *Proceedings of the IEEE/CVF Conference on Computer Vision and Pattern Recognition*, pages 15911–15921.

Hongjian Zhou, Boyang Gu, Xinyu Zou, Yiru Li, Sam S Chen, Peilin Zhou, Junling Liu, Yining Hua, Chengfeng Mao, Xian Wu, et al. 2023. A survey of large language models in medicine: Progress, application, and challenge. *arXiv preprint arXiv:2311.05112*.

## A Dataset Details

We evaluate the domain adaptation capabilities of both white-box and black-box LLMs in medical reasoning tasks using five well-established biomedical QA datasets. We have selected these datasets due to their extensive utilization in assessing the language comprehension and reasoning capabilities of LLMs in the medical domain (Bolton et al., 2024a; Xiong et al., 2024; Tang et al., 2023; Chen et al., 2023b; Luo et al., 2023; Zhou et al., 2023; Nori et al., 2023b; Frisoni et al., 2024; Maharjan et al., 2024; Jeong et al., 2024). Example questions and answers from each dataset are available in Table 9.

**MedMCQA.** MedMCQA<sup>6</sup> (Pal et al., 2022) is a large-scale and comprehensive dataset for multi-choice (four-option) medical question answering. It is derived from real-world medical entrance exam questions (Indian AIIMS and NEET-PG) and consists of over 194,000 high-quality medical questions. These questions cover 2,400 healthcare topics and 21 medical subjects, exhibiting a wide range of topical diversity. The average token length is 12.77.

**MedQA.** MedQA<sup>7</sup> (Jin et al., 2021) is a multi-choice question-answering dataset collected from the professional medical board exam, the United

States Medical License Exams (USMLE). It comprises 12,723 questions sourced from a comprehensive collection of 18 English medical textbooks that have been extensively utilized by medical students and USMLE candidates. Questions in MedQA cover a wide range of topics in clinical medicine, necessitating responses with professional expertise and complex multi-hop reasoning across multiple pieces of evidence. The average question and option length is 116.6 and 3.5, respectively.

**MMLU.** MMLU<sup>8</sup> (Hendrycks et al., 2020) is a comprehensive multi-task language understanding test dataset that encompasses 57 tasks across various domains such as mathematics, history, computer science, law, and *etc.* In our experiments, we specifically focus on a subset of seven medical reasoning-related tasks (Singhal et al., 2023), including clinical knowledge, college biology, college medicine, high school biology, medical genetics, professional medicine, and virology.

**PubMedQA.** PubMedQA<sup>9</sup> (Jin et al., 2019) is a biomedical question and answering dataset derived from PubMed abstracts. It contains 1k expert-annotated multi-choice question-and-answer samples based on 211.3k PubMed articles. The task of PubMedQA is to provide answers to research questions with yes/no/maybe responses based on the corresponding abstracts. The average question and context length is 14.4 and 238.9, respectively.

**BioASQ.** BioASQ<sup>10</sup> (Tsatsaronis et al., 2015) is a large-scale biomedical semantic indexing and question-answering dataset. It includes tasks related to information retrieval (Task A) and machine reading comprehension (Task B). Similar to PubMedQA (Jin et al., 2019), BioASQ leverages biomedical scientific articles, providing text fragments that serve as the ground truth for machine reading comprehension. Following Xiong et al. (2024), we focus on 618 machine reading comprehension questions (Task B) with binary (yes/no) answers from the most recent five years (from 2019 to 2023). The average token length of each question is 17.

<sup>6</sup><https://medmcqa.github.io>

<sup>7</sup><https://github.com/jind11/MedQA>

<sup>8</sup><https://github.com/hendrycks/test>

<sup>9</sup><https://pubmedqa.github.io>

<sup>10</sup><https://github.com/AKSW/BioASQ-AT>

## B Prompt Details

### B.1 MedMCQA

The prompting format for MedMCQA dataset is listed as follows:

<MedMCQA> Prompt

Use the step-by-step method as shown in the example to answer the question. You should give the explanation steps and final answer based on the provided context.

Example:  
Q: What is the most probable point of entry of Aspergillus? (A) Puncture wound, (B) Blood, (C) Lungs, (D) Gastrointestinal tract  
A: Aspergillus species are widely distributed on decaying plants, producing chains of conidia.  
Aspergillus species unlike Candida species do not form the part of normal flora of humans. They are ubiquitous in the environment; hence transmission of infection is mostly exogenous.  
Aspergillus transmission occurs by inhalation of airborne conidia.  
Risk Factors for invasive aspergillosis are: Glucocorticoid use (the most important risk factor) Profound neutropenia or Neutrophil dysfunction Underlying pneumonia or COPD, tuberculosis or sarcoidosis Antitumor necrosis factor therapy.  
#### C.

Here is your question. Please respond to this question based on the context and by adhering to the given format: provide step-by-step reasoning (one sentence per line), then give the final answer (A/B/C/D) after '####'.

### B.2 MedQA

The prompting format for MedQA dataset is listed as follows:

<MedQA> Prompt

Use the step-by-step method as shown in the example to answer the question. You should give the reasoning steps and final answer based on the provided context.

Example:  
Q: A 21-year-old sexually active male complains of fever, pain during urination, and inflammation and pain in the right knee. A culture of the joint fluid shows a bacteria that does not ferment maltose and has no polysaccharide capsule. The physician orders antibiotic therapy for the patient. The mechanism of action of the medication given blocks cell wall synthesis, which of the following was given? (A) Gentamicin, (B) Ciprofloxacin, (C) Ceftriaxone, (D) Trimethoprim.  
A: The symptoms and culture results suggest a bacterial infection that affects both the urinary tract and joints, indicating a

systemic infection.  
Bacteria that do not ferment maltose and lack a polysaccharide capsule could indicate a variety of bacteria, but the treatment approach focuses on the mechanism of action of the antibiotic rather than the specific bacteria.  
Antibiotics that block cell wall synthesis are typically beta-lactams, which include penicillins and cephalosporins.  
Gentamicin is an aminoglycoside antibiotic, which works by inhibiting protein synthesis.  
Ciprofloxacin is a fluoroquinolone, which works by inhibiting bacterial DNA gyrase and topoisomerase IV, affecting DNA replication.  
Ceftriaxone is a third-generation cephalosporin, which works by inhibiting cell wall synthesis.  
Trimethoprim is an antibiotic that inhibits bacterial dihydrofolate reductase, affecting folic acid synthesis.  
#### C.

Here is your question. Please respond to this question based on the context and by adhering to the given format: provide step-by-step reasoning (one sentence per line), then give the final answer (A/B/C/D) after '####'.

### B.3 MMLU-Med

The prompting format for MMLU-Med dataset is listed as follows:

<MMLU-Med> Prompt

Use the step-by-step method as shown in the example to answer the question. You should give the reasoning steps and final answer based on the provided context.

Example:  
Q: What size of cannula would you use in a patient who needed a rapid blood transfusion (as of 2020 medical knowledge)? (A) 18 gauge, (B) 20 gauge, (C) 22 gauge, (D) 24 gauge.  
A: The gauge of a cannula indicates its diameter: the smaller the number, the larger the diameter of the cannula. A larger diameter cannula allows for the rapid administration of fluids, including blood. In emergency situations requiring rapid transfusion, a larger cannula is preferred to ensure quick delivery of blood to the patient.  
An 18 gauge cannula is larger than the 20, 22, and 24 gauge options and is commonly used for rapid transfusions.  
#### A.

Here is your question. Please respond to this question based on the context and by adhering to the given format: provide step-by-step reasoning (one sentence per line), then give the final answer (A/B/C/D) after '####'.

## B.4 PubMedQA

The prompting format for PubMedQA dataset is listed as follows:

| <PubMedQA> Prompt  |  |
|--|--|
| Use the step-by-step method as shown in the example to answer the question. You should give the reasoning steps and final answer based on the provided context.  |  |
| Example:   |  |
| Q:   | Do familiar teammates request and accept more backup?  |
| A:   | Transactive memory theory extends to high-stress environments in which members' expertise is highly overlapping. Teammates' shared mental models about one another increase the likelihood that they will request and accept backup. |
| ####   | Yes.   |
| Here is your question. Please respond to this question based on the context and by adhering to the given format: provide step-by-step reasoning (one sentence per line), then give the final answer (Yes/No/Maybe) after '####'. |  |

## B.5 BioASQ

The prompting format for BioASQ dataset is listed as follows:

| <BioASQ> Prompt  |  |
|--|--|
| Use the step-by-step method as shown in the example to answer the question. You should give the reasoning steps and final answer based on the provided context.  |  |
| Example:   |  |
| Q:   | Can losartan reduce brain atrophy in Alzheimer's disease?  |
| A:   | Losartan is primarily used for hypertension and may indirectly affect factors associated with Alzheimer's disease progression. Despite potential neuroprotective effects, such as reducing inflammation and oxidative stress, there is limited direct evidence linking losartan to reduced brain atrophy in Alzheimer's disease. Clinical trials specifically targeting this outcome are necessary to establish a definitive effect. |
| ####   | no   |
| Here is your question. Please respond to this question based on the context and by adhering to the given format: provide step-by-step reasoning (one sentence per line), then give the final answer (yes/no) after '####'. |  |

## C Parameter Studies of Azure-SFT

We conduct parameter studies on fine-tuning GPT-3.5-Turbo using the Microsoft Azure fine-tuning

Table 7: Grid search of fine-tuning GPT-3.5-Turbo through Microsoft Azure fine-tuning API service. **Bold** denotes the optimal results chosen as a reference for Azure-SFT in Table 3.

| LRM | Epoch | MedMCQA      | MedQA        | MMLU         | PubMedQA     | BioASQ       |
|-----|-------|--------------|--------------|--------------|--------------|--------------|
| 0.1 | 3     | 57.87        | <b>63.32</b> | 64.78        | <b>68.80</b> | 95.16        |
| 1   | 3     | 59.69        | 62.92        | <b>70.55</b> | 68.60        | <b>95.97</b> |
| 0.1 | 5     | <b>61.82</b> | 60.75        | 67.48        | 71.40        | 91.94        |

Table 8: Details of base language models (LMs) for scale-up analysis.

| Type          | Size | Model                                   |
|---------------|------|---|
| General LM    | 110M | LongFormer-Base (Beltagy et al., 2020)  |
| General LM    | 330M | LongFormer-Large (Beltagy et al., 2020) |
| General LM    | 1.3B | Phi-1.5 (Li et al., 2023)               |
| General LM    | 2.7B | Phi-2 (Li et al., 2023)                 |
| Biomedical LM | 110M | Clinical-LongFormer (Li et al., 2022)   |
| Biomedical LM | 2.7B | BioMedLM (Bolton et al., 2024a)         |

API service, as detailed in Table 7. The training loss curve is depicted in Figure 4. The Azure-SFT service offers only a very limited number of adjustable hyperparameters, such as the learning rate multiplier (LRM) and the number of epochs, which leads to a lack of transparency and results in suboptimal fine-tuning performance (Table 3).

## D Base Language Model Details for Scale-up Analysis

Table 8 describes details of the base model of MedAdapter in scale-up analysis, ranging from 110M to 2.7B parameters.

Table 9: Example questions and options extracted from all datasets, with correct answers indicated in **bold**.

| Datasets                          | Questions  | Answers   |
|-----------------------------------|--|---|
| MedMCQA (Pal et al., 2022)        | <u>Question:</u> "Which drug is a selective COX 2 inhibitor?"  | <b>A. Celecoxib</b><br>B. Acetaminophen<br>C. Ketorolac<br>D. Aspirin   |
| MedQA (Jin et al., 2021)          | <u>Question:</u> "A 68-year-old male comes to the physician for evaluation of right flank pain. He has a history of diabetes and peripheral artery disease. His blood pressure is 160/90 mm Hg. Physical examination shows abdominal tenderness and right flank tenderness. An ultrasound shows dilation of the right ureter and renal pelvis. Which of the following is the most likely underlying cause of this patient's condition?"  | A. Renal artery stenosis<br>B. Benign prostatic hyperplasia<br>C. Diabetic nephropathy<br><b>D. Common iliac artery aneurysm</b><br>E. Urethral stricture |
| MMLU (Hendrycks et al., 2020)     | <u>Question:</u> "The process of translation requires the presence of:"  | <b>A. mRNA, tRNA, and ribosomes</b><br>B. mRNA, ribosomes, and RNA polymerase<br>C. DNA, mRNA, and RNA polymerase<br>D. chromatin, DNA, and amino acids.  |
| PubMedQA (Jin et al., 2019)       | <u>Question:</u> "Is the combination with 2-methoxyestradiol able to reduce the dosages of chemotherapeutics in the treatment of human ovarian cancer?"<br><u>Context:</u> "The endogenous estradiol metabolite, 2-methoxyestradiol (2ME), has been shown to be a potent inhibitor of cell growth and a strong anti-angiogenic substance. ... As a model two different human ovary cancer cell lines were used. All cell lines were incubated with equimolar concentrations of 2ME (0.8-25 microM) and the chemotherapeutics epirubicine, doxorubicine, paclitaxel, docetaxel, carboplatin, vinorelbine, 5-fluorouracil and mafosfamide. Proliferation was measured after four days using the ATP-chemosensitivity test. ... For both ovary cancer cell lines a significant additive effect of 2ME with epirubicine and carboplatin was observed at the lower concentration range of these chemotherapeutic substances." | <b>yes, no, maybe</b>   |
| BioASQ (Tsatsaronis et al., 2015) | <u>Question:</u> "Does BNP increase after intensive exercise in athletes?"<br><u>Context:</u> "NT-pro-BNP was significantly elevated post-exercise in both adults and adolescents and remained above baseline at 24h in both groups. ... The rise in BNP in older athletes may reflect a reversible, mainly diastolic left ventricular dysfunction. Plasma BNP concentrations were higher in both the judo and marathon groups than in controls, and positively correlated with LV mass as well as with deceleration time. Such exercise significantly increased ANP and BNP levels in healthy men, and the increases could be partially attributed to myocardial damage during the race."   | <b>yes, no</b>  |

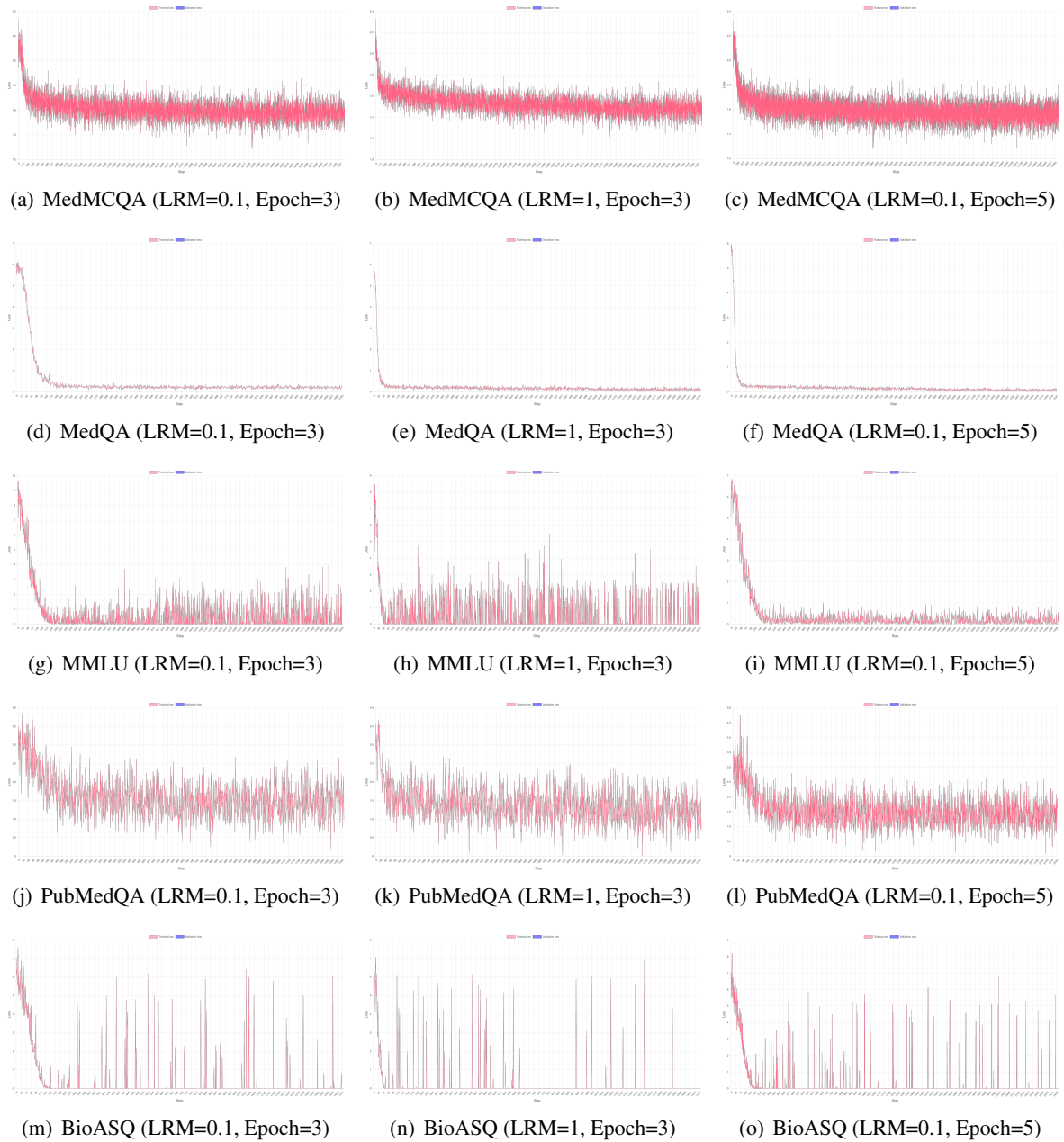


Figure 4: Loss function curve of fine-tuning GPT-3.5-Turbo through Microsoft Azure fine-tuning API service.