

Octopi: Object Property Reasoning with Large Tactile-Language Models

Samson Yu[†], Kelvin Lin[†], Anxing Xiao[†], Jiafei Duan[§], and Harold Soh^{†‡}

[†]Dept. of Computer Science, National University of Singapore

[§]University of Washington, [‡]NUS Smart Systems Institute

Abstract—Physical reasoning is important for effective robot manipulation. Recent work has investigated both vision and language modalities for physical reasoning; vision can reveal information about objects in the environment and language serves as an abstraction and communication medium for additional context. Although these works have demonstrated success on a variety of physical reasoning tasks, they are limited to physical properties that can be inferred from visual or language inputs. In this work, we investigate combining tactile perception with language, which enables embodied systems to obtain physical properties through interaction and apply common-sense reasoning. We contribute a new dataset PHYSICLEAR, which comprises both physical/property reasoning tasks and annotated tactile videos obtained using a GelSight tactile sensor. We then introduce OCTOPI, a system that leverages both tactile representation learning and large vision-language models to predict and reason about tactile inputs with minimal language fine-tuning. Our evaluations on PHYSICLEAR show that OCTOPI is able to effectively use intermediate physical property predictions to improve physical reasoning in both trained tasks and for zero-shot reasoning. PHYSICLEAR and OCTOPI are available on <https://github.com/clear-nus/octopi>.

I. INTRODUCTION

For humans, touch is a crucial sense that provides physical information beyond what vision can provide (e.g., material properties, texture information, temperature) especially during occlusion. This in turn improves our ability to perform physical reasoning [36, 4] and act in our world. Here, we are interested in enabling general purpose robots, specifically those empowered with large-language models (LLM), to perform similar physical reasoning. While recent work has demonstrated that LLMs and large vision-language models (LVLMs) can provide an impressive level of common-sense and physical reasoning [45, 54, 3, 52], they are limited to either visual or text input modalities, and thus have limited performance in scenarios with visual ambiguity [16].

This paper extends LVLMs to have the sense of touch. We posit that incorporating a tactile modality into LVLMs will enable better physical reasoning in real-world environments. As an example, Fig. 1 illustrates how commonsense knowledge is applied together with tactile information to complete a novel physical task in a zero-shot manner. Here, the robot leverages its tactile inputs together with the LLM’s commonsense knowledge (that ripe avocados are soft) to correctly select the ripe avocado (despite not having been trained with tactile inputs from avocados). Here, we use visual-tactile sensors, i.e., the GelSight [58], that provides image frames that reveal

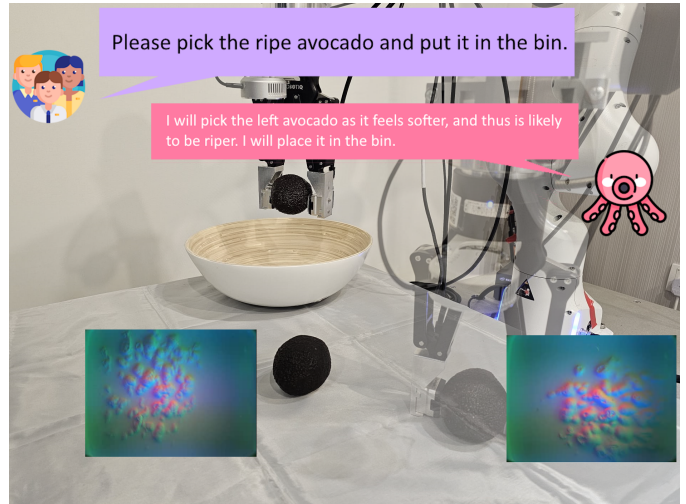


Fig. 1. Zero-shot avocado ripeness selection by combining tactile information with commonsense knowledge. Using inputs from its tactile sensor, OCTOPI identifies the left avocado as softer. Using commonsense reasoning, OCTOPI infers that it is ripe and fulfils the user’s request.

physical object properties such as texture and hardness [57]. However, there remains a significant domain gap between natural images that typical LVLMs are trained with and the tactile data.

To bridge this gap, we created the PHYSICLEAR dataset, which comprises GelSight images on a variety of real world objects, along with object labels and part annotations. PHYSICLEAR complements existing tactile datasets [57, 59, 17, 55, 18] as it provides three physical property annotations, specifically hardness, roughness, and bumpiness, that have been used in prior research [42, 19, 37, 10, 5, 25] and can be potentially inferred from the GelSight data. PHYSICLEAR includes a training and evaluation suite comprising five reasoning tasks, which can serve as a benchmark for the research community.

Using PHYSICLEAR, we developed OCTOPI (Object Comprehension with Tactile Observations for Physical Intelligence). OCTOPI is a LLaMA-based [48, 49] LVLM (Vicuna [11]) equipped with a CLIP-based [38] tactile encoder, whose representations have been aligned via projection. In experiments, we show that OCTOPI is able to use its tactile modality to predict project properties, reason about scenarios, and even predict avocado ripeness.

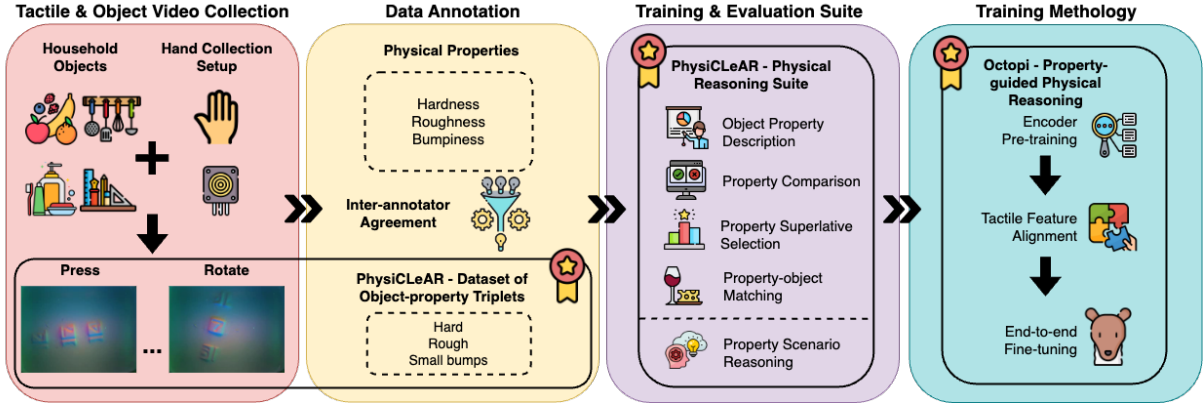


Fig. 2. **PHYSICLEAR and OCTOPI.** The full pipeline of our system with key contributions starred. We collect tactile videos for everyday household objects by hand with two exploratory procedures: pressing and rotation. The videos are annotated by three annotators for three physical properties: hardness, roughness and bumpiness. PHYSICLEAR leverages the videos and annotations for five language-driven physical description and understanding tasks. OCTOPI is a LVLm fine-tuned on PHYSICLEAR for tactile-grounded physical understanding and reasoning.

TABLE I. **GelSight Dataset Comparisons.** PHYSICLEAR provides physical property labels for tactile descriptions and physical reasoning across three physical properties, as compared to five existing GelSight datasets. We further compare them with PHYSICLEAR across three diversity measures. Property diversity refers to whether there are objects in the dataset that vary across the three properties we selected: hardness, roughness and bumpiness. Object diversity indicates whether there is more than one type of object in the dataset. Material diversity indicates the number of different materials in the dataset.

Dataset	Property Label Availability	Property Diversity	Object Diversity	Material Diversity
Hardness Dataset (2016) [57]	Yes (only hardness)	Yes	Yes	Medium
Clothing Dataset (2018) [59]	Yes	Yes	No (only clothing)	Low
ObjectFolder 2.0 (2022) [17]	No	No (only hard objects)	Yes	Medium
Touch and Go (2022) [55]	No	Yes	Yes	High
ObjectFolder-Real (2023) [18]	No	No (only hard objects)	Yes	Medium
PHYSICLEAR	Yes	Yes	Yes	Medium

Contributions. In summary, this paper makes the following key contributions:

- A new GelSight dataset, PHYSICLEAR, that exhibits property diversity, object diversity, and material diversity for selected physical properties.
- OCTOPI, a framework for physical reasoning that leverages vision-based optical tactile sensors, pre-trained vision models, and the reasoning capabilities of LLMs.
- An accompanying training and evaluation suite spanning five tasks and baseline results using OCTOPI.

We hope that PHYSICLEAR and OCTOPI will spur research in tactile-enabled physical reasoning for embodied AI systems [14].

II. RELATED WORK

In this section, we briefly review prior work on tactile representation learning with the GelSight sensor, large vision-language models (LVLms) and language/vision-guided physical reasoning. There has been significant work in tactile-based manipulation and physical reasoning, and we refer readers desiring information on these topics to relevant survey papers [36, 14, 64, 46, 27].

Tactile Representation Learning with GelSight. Tactile representation learning has advanced significantly in recent years as robotic manipulation requires more precision beyond what

can be provided by vision alone [43]. Among the available tactile sensors, vision-based sensors have gained popularity due to their high-resolution image outputs and versatility. In particular, the GelSight sensor has been used in recent work [31, 57, 58, 23, 59] for inferring physical properties (e.g. hardness, texture and liquid volume) and to manipulate objects [47]. A key benefit of the GelSight is that its image outputs can be easily processed by modern deep learning methods [23]. As a result, popular vision algorithms have been used for tactile representation learning with GelSight [60, 8]. In our work, we exploit recent advances in tactile representation learning to extend the capabilities of LVLms to reason about vision-based tactile input.

Large Vision-Language Models. Recent advancements in Large Language Models (LLMs) have spurred a significant increase in efforts to integrate vision models with LLMs, exemplified by Flamingo [1], BLIP-2 [28], and MiniGPT 4 V2 [9]. These Large Vision-Language Models (LVLms) have shown remarkable effectiveness in utilizing web-scale image-text data for image-based reasoning, benefiting a range of applications from robotics [7, 15] to medical imaging [41]. Very recent work involves developing LVLms that can process video content [29, 35], enabling reasoning over dynamic visual information, or integrating multi-modal sensory data [62].

Physical Reasoning with Language and Vision as Context.

TABLE II. **Physical Property Details.** We select three physical object properties and list their descriptions and semantic categories.

Property	Description	Categories
Hardness	how easily an object’s surface is deformed when pressed	soft, moderately hard, hard
Roughness	how rough an object’s surface is	smooth, slightly rough, rough
Bumpiness	the size of bumps on an object’s surface	no bumps, small bumps, big bumps

The exploration of physical reasoning in conjunction with language predates the emergence of large language models (LLMs). Early studies focused on assessing model proficiency in physical reasoning. For example, the PIQA [6] benchmark evaluates models on physical common sense, whereas PROST[2] examines their understanding of physical reasoning concepts. Subsequent advancements in language grounding have led to works such as CLEVRER [56], PIP [13], SPACE [12] and Phys101 [53], which investigate the acquisition of physical reasoning skills from visual contexts.

In the emerging LLM era, research has focused on object-centric physical reasoning in LLMs. This involves evaluating various LLMs for their physical reasoning capabilities, e.g., NEWTON [51], and employing Vision-Language Models (VLMs) to predict physical properties that are then used to facilitate reasoning, as demonstrated in physically-grounded VLMs [16]. Unlike previous studies that primarily address physical reasoning through the integration of vision and language, OCTOPI stands out as the first model capable of processing tactile images alongside language instructions to enable physical reasoning. There has been recent work [21] that uses simulated tactile inputs with LLMs, but we focus on real-world tactile data.

III. PHYSICLEAR - TACTILE AND PHYSICAL UNDERSTANDING TRAINING & EVALUATION SUITE

This section describes PHYSICLEAR, which comprises a tactile dataset with physical property and object-part annotations, along with a training and evaluation suite.

A. Physical Property Selection

In this work, we focus on three categorical object properties: *hardness*, *roughness* and *bumpiness*. We list each property’s description and categories in Table II. Briefly, *hardness* is characterized by the extent of surface deformation when subjected to pressure; *roughness* pertains to the texture of the surface; and *bumpiness* describes the prominence of surface protrusions. The *hardness* of an object correlates with its compliance and thermal characteristics. In contrast, *roughness* and *bumpiness* are attributes influenced by the surface’s friction coefficient [10].

The selection of *hardness*, *roughness*, and *bumpiness* as physical attributes in our research is grounded in their relevance for physical reasoning [42, 19, 37, 10, 5, 25]. Generally, static physical properties of objects are categorized into geometric (e.g., size), material (e.g., hardness), and affective (e.g., comfort) [40]. Our study predominantly addresses material properties, as we deemed geometric and affective properties too challenging to ascertain using the GelSight. The choice of these specific properties was also informed by the data

collection methodology [26], tailored to the limitations and strengths of the GelSight sensor, including considerations for its sensitivity and durability.

B. Dataset Collection & Annotation

To facilitate the grounding of our physical reasoning on tactile inputs, we collected a dataset of 74 everyday objects, totalling 408 tactile videos and corresponding videos showing the object as the data was collected. These objects were selected to span across our three selected properties, with variations across object types and materials. Detailed comparisons between PHYSICLEAR and existing GelSight datasets can be found in Table I.

The GelSight data was collected by-hand to mitigate risk of damaging the sensors and due to the challenge of securing different parts of irregularly-shaped objects while performing the required sampling motions. For each selected object, we captured up to seven tactile videos for each distinct region identified by a human evaluator. This process involved a two-step procedure: initially pressing the GelSight sensor against the object to capture pressure readings, followed by rotating the sensor to acquire shear readings. Each video generated from a single GelSight sensor reading constitutes an individual data point within our dataset.

Annotations of the physical properties were carried out by three independent annotators, with the average score used as the final annotation for each data point. Annotators were provided with both the tactile videos and the objects. Each property has three categories, and annotators were given the following guidelines for labeling each property:

- **Hardness:** The label *soft* is for objects that are compressible with little force, *moderately hard* for objects that are compressible with moderate force, and *hard* for objects that are incompressible even with a large pressing force.
- **Roughness:** *smooth* is for objects that present very minimal or no resistance when we slide our finger across its surface, *slightly rough* for objects with slight resistance, and *rough* for objects with significant resistance.
- **Bumpiness:** *no bumps* is for objects with no visible protrusions on its surface, *small bumps* for objects with protrusions smaller than $\approx 1/4$ of the tactile image upon contact, and *big bumps* for objects with protrusions larger than $1/4$.

This process yielded over 1,200 annotations and we observed high inter-annotator agreement scores (ICC3k of 0.894 (hardness), 0.979 (roughness), and 0.792 (bumpiness)). For reference, a score above 0.75 is considered good or excellent reliability. The dataset was subsequently divided into three distinct subsets (training, validation, and testing) following an

80-10-10 split. This division resulted in 60 objects for training, and 7 objects each for validation and testing.

C. Training & Evaluation Suite

PHYSICLEAR’s training and evaluation suite comprises five physical reasoning tasks (Table III). All five tasks use tactile data and natural language instructions as inputs (Table IV). Since the tactile data is in video form, we follow prior LVLM work and represent it as a sequence of frames: X_1, \dots, X_N . We further detail each task’s motivation, setup, evaluation details and whether they are used for training [T] and/or evaluation [E] below:

Object Property Description (OPD) [T, E]. This task addresses property-based description: generating both unstructured and structured descriptions of an object’s hardness, roughness, and bumpiness from tactile videos. It parallels existing image or video captioning tasks, which use natural visuals, and aids the LLM in interpreting tactile signals. The unstructured description provides more complex descriptions in cases where they are visible in the tactile video (e.g. “fibrous structure” for toilet paper or “grains” for a scoop of rice). The language instructions are variants of “Describe the physical properties of $\langle \text{tact_start} \rangle T_1, \dots, T_N \langle \text{tact_end} \rangle$.” The unstructured description is generated using ChatGPT 3.5 and manually cleaned to produce a diverse description of our objects based on our three physical properties. The structured description of an object’s physical properties using our annotations is formatted as: “Overall, it presents a *hardness_label* and *roughness_label* surface with *bumpiness_label*.”

Property Comparison (PC) [T, E]. Given two tactile videos, each of a different object, and a specified physical property, and its comparative adjective, determine whether the comparative adjective accurately describes the two videos. From a training perspective, this task helps a model distinguish between the various descriptions of physical properties, thereby aligning its comprehension of physical characteristics with our defined categories of *hardness*, *roughness*, and *bumpiness*. This alignment ability may improve a model’s ability to interpret and reason about the physical world in a manner consistent with human understanding.

Property Superlative Selection (PSS) [T, E]. For three tactile videos, each of a different object, and a specified physical property and its superlative adjective (e.g. hardest for the hardness property), choose the video that the superlative adjective best describes. This task is similar to the PC task and helps the LLM align its physical understanding with that of our physical property descriptions. Furthermore, since prior work has shown that LLMs might perform differently when the polarity of the comparative adjective changes [51], this task seeks to enhance the LLM’s resilience to various comparative descriptions of physical properties.

Property-object Matching (POM) [T, E]. This task requires matching physical properties to objects: given three tactile videos (each featuring a different object) and three specified objects, the goal is to correctly associate each video with an

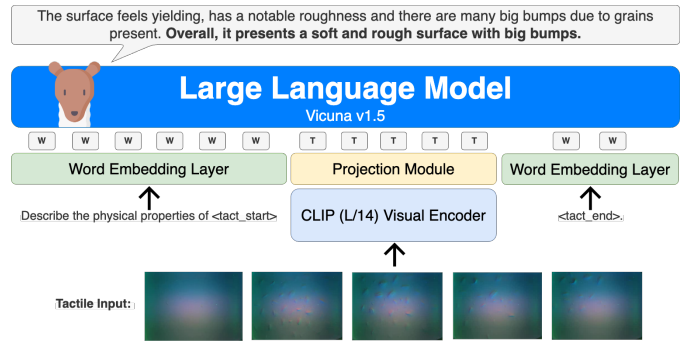


Fig. 3. **OCTOPI Framework.** Our framework consists of CLIP’s visual encoder, a projection module with two linear layers and Vicuna v1.5 as the LLM. Language embeddings are derived through tokenization and then Vicuna’s word embedding layer, with $\langle \text{tact_start} \rangle$ and $\langle \text{tact_end} \rangle$ being newly trained word embeddings indicating the start and end of a tactile frame sequence from a single tactile sensor. Tactile frames are fed into the visual encoder and then the projection module to derive tactile embeddings with the same dimension as the word embeddings.

object. This helps to align a model’s existing knowledge of object properties with our haptic perception, as our annotations are based on human touch and serve as the reference for the physical properties and their labels.

Property Scenario Reasoning (PSR) [E]. We provide two tactile videos, each showcasing a different object, along with a real-world scenario that relies on one or more of our defined physical properties. The task is to choose the video that represents the object whose physical properties best meet the scenario’s demands. This approach allows us to assess a model’s zero-shot physical reasoning capabilities. Details of the scenarios are presented in Table V.

IV. OCTOPI - VISION-LANGUAGE PROPERTY-GUIDED PHYSICAL REASONING

The OCTOPI framework comprises three trained components: 1) tactile input encoder, 2) projection module, and 3) LLM, similar to prior LVLM models [33, 35, 61]. A summary of our overall framework is shown in Fig. 3.

We leverage the capabilities of pre-trained vision models, notably the CLIP [38] visual encoder ViT-L/14, as the foundation for our tactile encoder to derive meaningful feature representations. The encoder’s output is then mapped to the LLM’s word embedding space using a projection module, typically consisting of one or two trainable layers. Our projection module, inspired by LLaVA [33, 32], employs two linear layers with an intermediate GELU activation [20]. Lastly, the LLM serves as the language understanding component in OCTOPI. The performance of the LLM is largely influenced by its pre-training datasets. We utilize the open-source LLaMA-based LLM, Vicuna [11], recognized for its dialogue capabilities.

The inference process is illustrated in Fig. 3. OCTOPI receives an instruction to evaluate the physical properties of uncooked rice. The text is tokenized and fed into the LLM’s word embedding layer to produce word $[W]$ embeddings. A

TABLE III. PHYSICLEAR Task Details. PHYSICLEAR contains five physical description and understanding tasks. We give each task’s motivation and indicate whether they are used for OCTOPI’s training and/or evaluation.

Task	Motivation	Training [T]	Evaluation [E]
Object Property Description (OPD)	LLM learns to describe tactile videos using physical properties.	✓	✓
Property Comparison (PC)	Align LLM physical understanding with physical property descriptions.	✓	✓
Property Superlative Selection (PSS)	Align LLM physical understanding with physical property descriptions.	✓	✓
Property-object Matching (POM)	Align LLM object understanding with physical property descriptions.	✓	✓
Property Scenario Reasoning (PSR)	Evaluate LLM’s ability to resolve scenarios using physical properties.	✗	✓

TABLE IV. PHYSICLEAR Task Prompt Setup. We provide the language prompts for each task in PHYSICLEAR. The LLM (i.e. ASSISTANT) responses for each task are ground-truth tactile descriptions, except the last response in italics for PSR. This italicized response is generated by OCTOPI-13b, since PSR is not used for training and hence there is no ground-truth response.

Task	Prompt Setup
OPD	USER: Describe the physical properties of $\langle \text{tact_start} \rangle T_1, \dots, T_N \langle \text{tact_end} \rangle$. ASSISTANT: The surface feels somewhat hard, lacks noticeable roughness and there are no textural variations or fine ridges. Overall, it presents a moderately hard and smooth surface with no bumps.
PC	USER: Is the object in the tactile video $\langle \text{tact_start} \rangle T_{1,1}, \dots, T_{1,N} \langle \text{tact_end} \rangle$ covered with smaller bumps than the one in $\langle \text{tact_start} \rangle T_{2,1}, \dots, T_{2,N} \langle \text{tact_end} \rangle$? Describe both objects before answering. ASSISTANT: First object: The surface feels solid and sturdy, lacks noticeable roughness, and there are no prominent bumps or ridges. Overall, it presents a hard and smooth surface with no bumps. Second object: The surface feels yielding, exhibits significant roughness and there are small bumps and ridges present. Overall, it presents a soft and rough surface with small bumps. Conclusion: Yes, the first object is covered with smaller bumps.
PSS	USER: Given three tactile videos: a) $\langle \text{tact_start} \rangle T_{1,1}, \dots, T_{1,N} \langle \text{tact_end} \rangle$, b) $\langle \text{tact_start} \rangle T_{2,1}, \dots, T_{2,N} \langle \text{tact_end} \rangle$, c) $\langle \text{tact_start} \rangle T_{3,1}, \dots, T_{3,N} \langle \text{tact_end} \rangle$. Describe each object and then select the smoothest. ASSISTANT: a) The surface feels yielding, exhibits significant roughness and there are small bumps and ridges present. Overall, it presents a soft and rough surface with small bumps. b) The surface feels somewhat firm and flexible, exhibits no roughness and there are big bumps on the surface. Overall, it presents a moderately hard and smooth surface with big bumps. c) The surface feels soft and yielding, exhibits a slight roughness and there are tiny textural variations due to the fibrous structure. Overall, it presents a soft and slightly rough surface with small bumps. Conclusion: b) is the smoothest.
POM	USER: Given three tactile videos: a) $\langle \text{tact_start} \rangle T_{1,1}, \dots, T_{1,N} \langle \text{tact_end} \rangle$, b) $\langle \text{tact_start} \rangle T_{2,1}, \dots, T_{2,N} \langle \text{tact_end} \rangle$, c) $\langle \text{tact_start} \rangle T_{3,1}, \dots, T_{3,N} \langle \text{tact_end} \rangle$. Describe the object in each video, then match each video to one of the following objects in alphabetical order: 1) a mandarin orange, 2) a cotton ball, 3) a roll of masking tape. ASSISTANT: a) The surface feels firm, exhibits a slight roughness and there are small textural irregularities and fine ridges. Overall, it presents a hard and slightly rough surface with small bumps. b) The surface feels soft and yielding, exhibits no roughness and there are no prominent bumps or ridges. Overall, it presents a soft and smooth surface with no bumps. c) The surface feels soft, exhibits a slight roughness and there are tiny bumps present. Overall, it presents a soft and slightly rough surface with small bumps. Conclusion: a) is a roll of masking tape, b) is a cotton ball and c) is a mandarin orange.
PSR	USER: Describe these two tactile videos: a) $\langle \text{tact_start} \rangle T_{1,1}, \dots, T_{1,N} \langle \text{tact_end} \rangle$, b) $\langle \text{tact_start} \rangle T_{2,1}, \dots, T_{2,N} \langle \text{tact_end} \rangle$. ASSISTANT: a) The surface feels hard and solid, exhibits a lack of roughness and there are no textural variations or fine ridges. Overall, it presents a hard and smooth surface with no bumps. b) The surface feels yielding, has a subtle roughness and there are small irregularities and bumps. Overall, it presents a soft and slightly rough surface with small bumps. USER: In an emergency, which of the objects above can be used to break through thin ice covering a car outside? Select only one most appropriate object for this scenario based on physical property descriptions of the two objects. Use the format ‘The most suitable object is x), because xxx’. ASSISTANT: <i>The most suitable object is a) a hard and smooth surface with no bumps, because it is more likely to penetrate the thin ice covering a car exterior and not get stuck.</i>

TABLE V. Scenario Questions with Selected Object and/or Properties. We list the three scenarios we use to evaluate our model’s zero-shot physical reasoning capabilities using the three selected physical properties. For each scenario, we either specify the target object (along with the properties it has) or the target properties to select the target and non-target objects.

Scenario Question	Target Object	Target Properties
Which object is most suitable for removing stains from a non-stick pan without scratching it?	Microfiber cloth	hardness, roughness
Which object would be most easily grippable when wet and slippery?	-	roughness, bumpiness
In an emergency, which of the objects above can be used to break through thin ice covering a car outside?	-	hardness

sequence of five tactile images is processed through the tactile encoder, with the output embeddings sent to the projection module to obtain the final tactile $[T]$ embeddings. Newly trained word embeddings, represented by $\langle \text{tact_start} \rangle$ and $\langle \text{tact_end} \rangle$, mark the beginning and end of the tactile data, respectively. These tactile embeddings are then merged with the word embeddings at designated positions to form the final instruction embeddings for the LLM.

We follow a three-step training methodology: (i) encoder fine-tuning, (ii) tactile feature alignment, and (iii) end-to-end

fine-tuning. In the following, we describe each of these steps in greater detail.

A. Encoder Fine-tuning

Existing LVLM models take natural videos as input and can use CLIP’s visual encoder without modification. However, our work involves vision-based tactile inputs, which marks a significant distribution shift from natural images, necessitating additional fine-tuning to derive useful representations from these inputs.

We fine-tune our visual encoder to obtain useful representations from tactile inputs using multitask physical property classification. We adopt the architecture of ViFi-CLIP [39] so that our visual encoder can be trained on video inputs. In ViFi-CLIP, frame-level embeddings from CLIP’s visual encoder are average-pooled to obtain a video-level representation.

We then append learnable prompts to the pre-trained CLIP visual encoder ViT-L/14 following Visual Prompt Tuning (VPT) [24] and initialize ViFi-CLIP’s visual encoder with the new visual encoder. Specifically, we attach 8 task-specific learnable prompts and a shared linear layer to the input sequence of each Transformer [50] layer in the visual encoder and freeze the entire pre-trained Transformer backbone.

Finally, we add three separate classification heads to ViFi-CLIP, each of which predicts a label for one property (i.e. hardness, roughness or bumpiness), and train all three classification heads simultaneously using the cross-entropy loss. The model achieving the highest combined validation accuracy — correctly predicting all three properties for an object — is selected.

B. Tactile Feature Alignment

We discard the fine-tuned CLIP’s classification layers and use the outputs from its visual encoder as output embeddings. To align the output embeddings from the fine-tuned visual encoder with the LLM, the projection module is trained on language annotations while the encoder and the LLM are frozen. We also fine-tune the embedding layer due to the two new word tokens (i.e. <tact_start> and <tact_end>).

C. End-to-end Fine-tuning

Finally, we used end-to-end fine-tuning to improve the coherence of the LLM’s responses and increase the similarity between its responses and the language annotations. In this stage, only the visual encoder is frozen while the word embedding layer, projection module, and LLM are fine-tuned. We fine-tune the LLM using low-rank adaptation (LoRA) [22] for parameter-efficient fine-tuning.

V. EXPERIMENTAL SETUP

In this section, we evaluate the physical property prediction and reasoning capabilities of our proposed method. We design several experiments to answer the following questions:

- 1) Are our physical properties prediction useful for OCTOPI to reason about everyday scenarios effectively?
- 2) Can OCTOPI be used in real robots to help them accomplish tasks using physical reasoning?
- 3) Can OCTOPI’s understanding of the physical properties generalize to the unseen daily life objects?

A. Data Processing

The tactile videos were processed into frames. To focus on a few salient frames for better efficiency, we selected frames that have the top 30% total pixel intensity difference with their preceding frames. We randomly sampled 5 frames from these salient frames during training and selected 5 frames at uniform

TABLE VI. Results on PHYSICLEAR Physical Understanding Tasks. OCTOPI’s performance on physical understanding tasks improves with object property descriptions (OPD). Performance also increases with larger LLM size, with OCTOPI-13b outperforming OCTOPI-7b across all three tasks.

	Random	OCTOPI-7b	OCTOPI-7b (no OPD)
PC	33.33	48.10	46.51
PSS	33.33	74.67	39.88
POM	16.67	44.39	23.23
	Random	OCTOPI-13b	OCTOPI-13b (no OPD)
PC	33.33	55.06	40.70
PSS	33.33	84.00	39.88
POM	16.67	60.43	18.71

intervals from the first salient frame during evaluation. Data augmentation was performed during training in the form of random horizontal and vertical flips with 50% chance for each flip.

B. Training Hyperparameters

Encoder fine-tuning was performed for 30 epochs using the AdamW optimizer [34] with no weight decay, a learning rate of 10^{-3} , batch size of 32, and a cosine annealing learning rate schedule. During tactile feature alignment, the projection module is trained using 8k PHYSICLEAR samples using the AdamW optimizer [34] with no weight decay, a learning rate of 2×10^{-5} , batch size of 16, and a cosine annealing learning rate schedule.

For end-to-end fine-tuning, both the projection module and the LLM’s LoRA parameters are trained using 3k PHYSICLEAR samples using the AdamW optimizer [34] with no weight decay, batch size of 16 and a cosine annealing learning rate schedule. Learning rates of 2×10^{-5} and 2×10^{-4} were used for the projection module and the LLM, respectively. We use a scaling factor of 256, a rank of 128, and a dropout rate of 0.05 for LoRA.

C. Training Requirements

Encoder fine-tuning took 6 hours and required less than 5GB of GPU VRAM. Tactile feature alignment together with end-to-end fine-tuning took 5 hours for OCTOPI-7b and 6.5 hours for OCTOPI-13b. We used 1 NVIDIA RTX A6000 for OCTOPI-7b and 2 NVIDIA RTX A6000s for OCTOPI-13b.

VI. EXPERIMENTAL RESULTS

To address the above questions, we evaluated OCTOPI using (i) accuracy on the physical understanding tasks in PHYSICLEAR’s test set, (ii) accuracy on scenario reasoning tasks, (iii) task success rate on a real robot, and (iv) property prediction accuracy on unseen objects. We tested two versions of OCTOPI, OCTOPI-7b and OCTOPI-13b, which use Vicuna-7b v1.5 and Vicuna-13b v1.5 as their LLMs, respectively.

A. Tactile-grounded Physical Understanding with Object Property Descriptions

During tactile feature alignment and end-to-end fine-tuning, we trained OCTOPI with comparison tasks (i.e. PC, PSS and POM) to align its physical understanding of our physical

TABLE VII. Results on PHYSICLEAR Scenario Reasoning Tasks. During scenario reasoning, we do not provide ground-truth property descriptions. Our experiments show that leveraging object properties significantly improves scenario reasoning for OCTOPI.

	Random	OCTOPI-7b	OCTOPI-13b
PSR	50.00	69.57	67.39
PSR (w/o OPD)	50.00	63.04	39.13

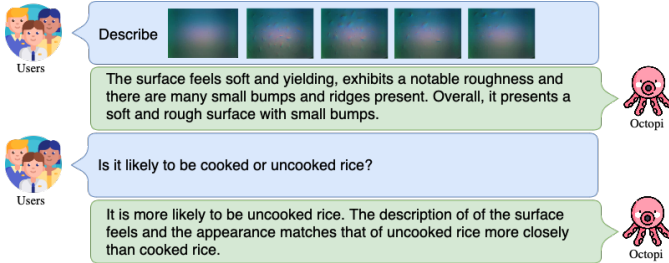


Fig. 4. Rice (Cooked v.s. Uncooked) Reasoning. OCTOPI-13b is prompted to reason about whether a scoop of rice is more likely to be cooked or uncooked based on a tactile video of a scoop on uncooked rice. It reasons about the rice state correctly without being trained to do so.

properties and objects with our labels. We evaluated OCTOPI’s physical understanding with the same single-step prompts used during training and on 500 question-answer pairs in total across the three tasks. The results for physical understanding of unseen test objects are shown in Table VI.

Our results show that both OCTOPI-7b and OCTOPI-13b perform well on all three physical understanding tasks when they are trained to predict property descriptions. Using physical property descriptions, OCTOPI-7b achieves accuracies of 48.10% on PC, 74.67% on PSS and 44.39% on POM. OCTOPI-13b outperforms OCTOPI-7b by 6.96% on PC, 9.33% on PSS and 16.04% on POM. This suggests that OCTOPI’s physical understanding improves significantly with LLM size.

Further, we explored the effect of using physical property descriptions by fine-tuning both OCTOPI-7b and OCTOPI-13b on the physical understanding tasks without intermediate physical property predictions. We found that predictions based on object properties notably improve physical understanding in both OCTOPI-7b and OCTOPI-13b.

B. Zero-shot Scenario Reasoning

We assessed the usefulness of our physical property categories by testing how OCTOPI can reason about everyday scenarios using the physical properties. For reference, the different scenario questions are provided in Table V with the prompts shown in Table IV.

Our results are summarized in Table VII. For both OCTOPI-7b and OCTOPI-13b, including the object property significantly improves performance, which supports our overall hypothesis that leveraging these properties is helpful for these tasks. Interestingly, we observed that the 7b model marginally outperformed the 13b model.

We further provide two qualitative examples to show OCTOPI-13b performs zero-shot commonsense physical reason-

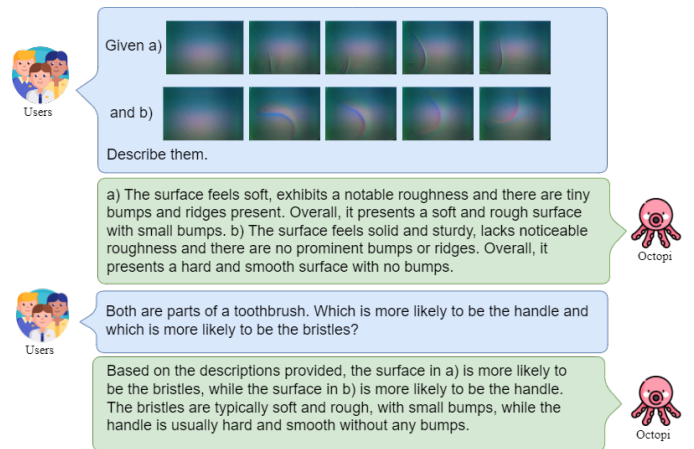


Fig. 5. Toothbrush Part Reasoning. Given a tactile video of a toothbrush’s handle and the same toothbrush’s bristles, OCTOPI-13b is prompted to reason which video belongs to the handle and which video belongs to the bristles.

ing. In the first task, we provide a tactile video of a scoop of uncooked rice and first instruct it to describe the tactile video. We then follow up with an instruction to OCTOPI-13b to determine if the rice is uncooked or cooked. OCTOPI-13b is able to reason that the scoop of rice is uncooked due to its rough surface, as shown in Fig. 4.

Next, we gave OCTOPI-13b two tactile videos corresponding to two different parts of the same toothbrush - the handle and the bristles. It is instructed to describe both objects using the physical properties. We then instruct it to determine which tactile video belongs to each object part using the physical properties. Fig. 5 shows that OCTOPI-13b is able to reason about the property-object match correctly.

C. Zero-shot Avocado Ripeness Classification

To evaluate OCTOPI’s usefulness as a tactile-grounded physical reasoning system for real world tasks, we integrated two GelSight sensors on a 7-DoF Franka Emika Panda robot and used it for avocado ripeness classification. While ripe avocados generally appear in a shade of brown, their ripeness is difficult to determine using vision alone. At the same time, ripe avocados are softer than unripe ones and thus, tactile sensations can improve classification.

We performed property prediction and ripeness classification evaluations using a set of 10 avocados with 20 tactile samples collected from each avocado (i.e. 200 total samples). During ripeness classification, 100 pairs of avocado samples were selected and OCTOPI was tasked to identify which avocado is riper. Each pair contains avocados in different stages of ripeness. At test time, the Franka robot grasped each avocado once to collect the tactile readings, before passing it to the model. The model gave instructions on which avocado to place in the ripe bin, and this was relayed through ROS for execution.

Table VIII shows OCTOPI-13b’s performance on both avocado property prediction and avocado ripeness classification.

TABLE VIII. Zero-Shot Avocado Property Prediction and Ripeness Classification Results. OCTOPI-13b predicts avocado properties reasonably well with only a pressing motion. For avocado ripeness classification, OCTOPI-13b is able to leverage its common-sense knowledge to use both *hardness* and *bumpiness* properties.

	Random	OCTOPI-13b	PG-InstructBLIP
Property Prediction	3.70	35.50	0.00
Hardness	33.33	57.50	37.50
Roughness	33.33	71.00	3.00
Bumpiness	33.33	64.00	9.50
Ripeness Classification	50.00	63.00	-

We split the evaluation into two parts and evaluate the avocado property prediction and ripeness classification separately.

For avocado property prediction, OCTOPI-13b achieves an accuracy of 35.50%, which is significantly higher than that of the random baseline (3.70%). Unlike the PHYSICLEAR dataset, these tactile videos are collected with only pressing and without any rotation. This suggests that OCTOPI-13b’s physical property prediction capability is robust to differences in tactile exploratory procedures.

OCTOPI-13b obtains a zero-shot ripeness prediction of 63.00%. To set up this task, we first elicit OCTOPI’s commonsense reasoning for avocado ripeness using our properties by querying “You will be given tactile descriptions that consist of three physical properties: hardness, roughness, bumpiness. Hardness categories in increasing hardness: soft, moderately hard, hard. Roughness categories in increasing roughness: smooth, slightly smooth, rough. Bumpiness categories in increasing bumpiness: no bumps, small bumps, big bumps. Which of these properties help to determine avocado ripeness? Rank them.”. OCTOPI-13b responds with “The properties that help determine avocado ripeness are hardness and bumpiness. Roughness is not a reliable indicator of avocado ripeness. In terms of hardness, a ripe avocado will be moderately hard, while an unripe avocado will be hard. In terms of bumpiness, a ripe avocado will have small bumps, while an unripe avocado will have no bumps or small bumps.” This exchange is provided as context to OCTOPI-13b during ripeness classification.

For comparison, we evaluated a physically-grounded vision-language model, PG-InstructBLIP [16], on property predictions of our avocados. PG-InstructBLIP was trained to infer a predetermined set of physical properties from *visual* images of real objects in the EgoObjects dataset [63]. Table VIII shows PG-InstructBLIP’s performance on property prediction for our avocados was poor. Possible reasons for this are that (i) the definitions of the physical properties may not be well-aligned with PHYSICLEAR, and/or (ii) the physical properties of avocados are not clearly apparent using only the visual modality. We could not coax the PG-InstructBLIP model to directly classify avocado ripeness despite trying various prompts; it would always pick the first object.

D. Object Property Description Prediction

The physical understanding and scenario reasoning capabilities of OCTOPI depends on its initial physical property predictions. We evaluated OCTOPI’s physical property prediction

TABLE IX. Results on PHYSICLEAR Object Property Description Test Set. FT CLIP is the combination of the fine-tuned CLIP visual encoder and the three separate trained classification layers. OCTOPI-7b and OCTOPI-13b perform above the random baseline for object property predictions and have similar performance to the fine-tuned CLIP. OCTOPI-13b performs better than OCTOPI-7b on the prediction task.

	Random	FT CLIP	OCTOPI-7b	OCTOPI-13b
Combined	3.70	57.89	47.37	55.26
Hardness	33.33	86.84	71.05	73.68
Roughness	33.33	76.32	73.68	78.95
Bumpiness	33.33	71.05	81.58	78.95

TABLE X. CLIP Fine-tuning Ablation Results on Object Property Prediction. FT refers to fine-tuned. Using the CLIP fine-tuned on property prediction improves OCTOPI’s performance in property prediction.

	OCTOPI-7b (FT CLIP)	OCTOPI-7b (base CLIP)
Combined	47.37	39.47
Hardness	71.05	81.58
Roughness	73.68	52.63
Bumpiness	81.58	55.26
	OCTOPI-13b (FT CLIP)	OCTOPI-13b (base CLIP)
Combined	55.26	50.00
Hardness	73.68	76.32
Roughness	78.95	65.79
Bumpiness	78.95	76.32

on the PHYSICLEAR test set and show the results in Table IX. Both OCTOPI-7b and OCTOPI-13b perform well above the random baseline for combined and individual property prediction and have similar performance to the fine-tuned CLIP model, indicating that OCTOPI can be used for object property prediction. OCTOPI-13b has a higher combined accuracy (i.e. all three physical properties are correctly predicted for a given object) when compared to OCTOPI-7b, suggesting there are performance gains with larger LLMs for tactile signal grounding (apart from the *bumpiness* property).

VII. ABLATIONS

In this section, we describe ablation studies to examine (i) the impact of the encoder’s learned representations on physical property prediction and (ii) the influence of end-to-end fine-tuning data quantity on physical reasoning. For the following sections, we report test accuracy on unseen objects.

A. Ablation: The Impact of Encoder Fine-tuning

We used vision-based tactile inputs in this work and pre-trained vision foundation models (i.e. CLIP) have shown impressive zero-shot performance on vision tasks. To test whether additional fine-tuning improves the pre-trained CLIP encoder’s representations for physical property prediction using tactile images, we conducted ablation experiments. We compared the performance of two OCTOPI versions — one trained with the off-the-shelf CLIP encoder and the other trained with the fine-tuned CLIP encoder.

In Table X, our *Object Property Description* results show that OCTOPI-7b trained with a fine-tuned CLIP encoder outperforms one trained with an unmodified CLIP encoder by 7.90% on combined accuracy. Similarly, OCTOPI-13b with

TABLE XI. CLIP Fine-tuning Ablation Results on Physical Understanding Tasks. Using a fine-tuned CLIP improves OCTOPI’s performance in physical understanding tasks for both OCTOPI-7b and OCTOPI-13b.

	OCTOPI-7b (fine-tuned CLIP)	OCTOPI-7b (base CLIP)
PC	48.10	30.38
PSS	74.67	42.67
POM	44.39	36.36
PSR	69.57	69.57
	OCTOPI-13b (fine-tuned CLIP)	OCTOPI-13b (base CLIP)
PC	55.06	47.47
PSS	84.00	75.33
POM	60.43	57.22
PSR	67.39	45.65

TABLE XII. End-to-end Fine-tuning Physical Property Prediction Result Comparisons. End-to-end fine-tuning with LoRA generally improves physical property prediction accuracies.

	OCTOPI-7b (w/ LoRA)	OCTOPI-7b (w/o LoRA)
Combined	47.37	39.47
Hardness	71.05	65.79
Roughness	73.68	76.32
Bumpiness	81.58	71.05
	OCTOPI-13b (w/ LoRA)	OCTOPI-13b (w/o LoRA)
Combined	55.26	23.68
Hardness	73.68	36.84
Roughness	78.95	73.68
Bumpiness	78.95	71.05

the fine-tuned CLIP visual encoder performs better on the combined, roughness, and bumpiness predictions, with the combined accuracy being 5.26% higher. This suggests that a fine-tuned CLIP generally improves its learned representations for physical property prediction in an end-to-end LVLML system.

We further tested both OCTOPI versions on physical understanding tasks with results in Table XI. For OCTOPI-7b, the version trained with a fine-tuned CLIP encoder performs better across the three physical understanding tasks (by 17.72% on PC, 32.00% on PSS, 8.03% on POM). Similarly, OCTOPI-13b with the fine-tuned CLIP encoder has a better performance for physical understanding tasks, which suggests that fine-tuning generally helps physical understanding and zero-shot physical reasoning performance.

B. Ablation: The Impact of End-to-end Fine-tuning

Table XII shows OCTOPI’s performance on the property prediction task before and after end-to-end fine-tuning with LoRA. For both OCTOPI-7b and OCTOPI-13b, the fine-tuned variants generally performed better. We see sharp improvements for OCTOPI-13b model with improvements across the properties. Our results suggest that end-to-end fine-tuning improves physical property prediction accuracy. Similar to the property prediction task, we observed that fine-tuning with LoRA also improves OCTOPI’s performance on physical understanding tasks (Table XIII).

VIII. CONCLUSION AND DISCUSSION

In this work, we extended large vision-language models (LVLMLs) to process and describe tactile inputs using phys-

TABLE XIII. End-to-end Fine-tuning Physical Understanding Result Comparisons. End-to-end fine-tuning for physical understanding tasks significantly improves physical understanding for both OCTOPI-7b and OCTOPI-13b.

	Rand.	OCTOPI-7b (LoRA)	OCTOPI-7b (w/o LoRA)
PC	33.33	48.10	40.51
PSS	33.33	74.67	30.00
POM	16.67	44.39	12.30
PSR	50.00	69.57	63.04
	Rand.	OCTOPI-13b (LoRA)	OCTOPI-13b (w/o LoRA)
PC	33.33	55.07	52.53
PSS	33.33	84.00	77.33
POM	16.67	60.43	34.76
PSR	50.00	67.39	60.87

ical properties. We proposed a tactile dataset called PHYSICLEAR, comprising data from vision (Camera) and tactile (GelSight) sensors collected from everyday objects, along with physical property annotations. We also present OCTOPI, a large tactile-language model trained using datasets like PHYSICLEAR to perform physical property reasoning using tactile input.

Our experiments show that OCTOPI is able to describe tactile signals from novel unseen objects and that inferred physical properties can be used for zero-shot physical reasoning and robot task completion in scenarios with visual ambiguity. We studied the impact of different components in OCTOPI, and found that using a task-specific visual encoder that is fine-tuned on our labels improves performance significantly across all tasks. This suggests that improvements to the visual encoder will yield benefits. In addition, parameter-efficient LLM fine-tuning consistently improved performance.

Our work opens up future work in tactile robotics. We are currently working on visual encoder improvement and more diverse exploratory procedures to obtain additional physical properties. It would also be interesting to combine different datasets (e.g., those using other tactile sensors [43, 44]), along with other modalities such as robot proprioception. We plan to also perform physical understanding alignment with object images and LLM fine-tuning with additional physical understanding data [51, 30].

REFERENCES

- [1] Jean-Baptiste Alayrac, Jeff Donahue, Pauline Luc, Antoine Miech, Iain Barr, Yana Hasson, Karel Lenc, Arthur Mensch, Katherine Millican, Malcolm Reynolds, et al. Flamingo: a visual language model for few-shot learning. *Advances in Neural Information Processing Systems*, 35: 23716–23736, 2022.
- [2] Stéphane Aroca-Ouellette, Cory Paik, Alessandro Roncone, and Katharina Kann. *Prost: Physical reasoning of objects through space and time*. *arXiv preprint arXiv:2106.03634*, 2021. URL <https://arxiv.org/pdf/2106.03634.pdf>.
- [3] Jinze Bai, Shuai Bai, Shusheng Yang, Shijie Wang, Sinan Tan, Peng Wang, Junyang Lin, Chang Zhou, and Jingren Zhou. *Qwen-vl: A frontier large vision-language model*

- with versatile abilities. *arXiv preprint arXiv:2308.12966*, 2023. URL <https://arxiv.org/pdf/2308.12966.pdf>.
- [4] Anton Bakhtin, Laurens van der Maaten, Justin Johnson, Laura Gustafson, and Ross Girshick. **PHYRE: A New Benchmark for Physical Reasoning**. 2019. URL <https://arxiv.org/pdf/1908.05656.pdf>.
- [5] Wouter M. Bergmann Tiest. Tactual perception of material properties. *Vision Research*, 50(24):2775–2782, 2010. ISSN 0042-6989. doi: <https://doi.org/10.1016/j.visres.2010.10.005>. URL <https://www.sciencedirect.com/science/article/pii/S0042698910004967>. Perception and Action: Part I.
- [6] Yonatan Bisk, Rowan Zellers, Jianfeng Gao, Yejin Choi, et al. **Piqa: Reasoning about physical commonsense in natural language**. In *Proceedings of the AAAI conference on artificial intelligence*, volume 34, pages 7432–7439, 2020. URL <https://arxiv.org/pdf/1911.11641.pdf>.
- [7] Anthony Brohan, Noah Brown, Justice Carbajal, Yevgen Chebotar, Xi Chen, Krzysztof Choromanski, Tianli Ding, Danny Driess, Avinava Dubey, Chelsea Finn, et al. **Rt-2: Vision-language-action models transfer web knowledge to robotic control**. *arXiv preprint arXiv:2307.15818*, 2023. URL <https://arxiv.org/pdf/2307.15818.pdf>.
- [8] Guanqun Cao, Jiaqi Jiang, Danushka Bollegala, and Shan Luo. **Learn from Incomplete Tactile Data: Tactile Representation Learning with Masked Autoencoders**. In *2023 IEEE/RSJ International Conference on Intelligent Robots and Systems (IROS)*, pages 10800–10805. IEEE, 2023. URL <https://arxiv.org/pdf/2307.07358.pdf>.
- [9] Jun Chen, Deyao Zhu, Xiaoqian Shen, Xiang Li, Zechun Liu, Pengchuan Zhang, Raghuraman Krishnamoorthi, Vikas Chandra, Yunyang Xiong, and Mohamed Elhoseiny. **Minigt-v2: large language model as a unified interface for vision-language multi-task learning**. *arXiv preprint arXiv:2310.09478*, 2023. URL <https://arxiv.org/pdf/2310.09478.pdf>.
- [10] X. Chen, Fei Shao, Cathy Barnes, Tom Childs, and Brian Henson. **Exploring Relationships between Touch Perception and Surface Physical Properties**. *International Journal of Design*, 3:67–76, 08 2009. URL <https://arxiv.org/pdf/1704.03822.pdf>.
- [11] Wei-Lin Chiang, Zhuohan Li, Zi Lin, Ying Sheng, Zhanghao Wu, Hao Zhang, Lianmin Zheng, Siyuan Zhuang, Yonghao Zhuang, Joseph E. Gonzalez, Ion Stoica, and Eric P. Xing. Vicuna: An open-source chatbot impressing gpt-4 with 90%* chatgpt quality, March 2023. URL <https://lmsys.org/blog/2023-03-30-vicuna/>.
- [12] Jiafei Duan, Samson Yu, and Cheston Tan. **Space: A simulator for physical interactions and causal learning in 3d environments**. In *Proceedings of the IEEE/CVF International Conference on Computer Vision*, pages 2058–2063, 2021.
- [13] Jiafei Duan, Samson Yu, Soujanya Poria, Bihan Wen, and Cheston Tan. **PIP: Physical Interaction Prediction via Mental Simulation with Span Selection**. In *European Conference on Computer Vision*, pages 405–421. Springer, 2022. URL http://phys101.csail.mit.edu/papers/phys101_bmvc.pdf.
- [14] Jiafei Duan, Samson Yu, Hui Li Tan, Hongyuan Zhu, and Cheston Tan. **A survey of embodied ai: From simulators to research tasks**. *IEEE Transactions on Emerging Topics in Computational Intelligence*, 6(2):230–244, 2022.
- [15] Jiafei Duan, Yi Ru Wang, Mohit Shridhar, Dieter Fox, and Ranjay Krishna. **Ar2-d2: Training a robot without a robot**. *arXiv preprint arXiv:2306.13818*, 2023.
- [16] Jensen Gao, Bidipta Sarkar, Fei Xia, Ted Xiao, Jiajun Wu, Brian Ichter, Anirudha Majumdar, and Dorsa Sadigh. **Physically grounded vision-language models for robotic manipulation**. *arXiv preprint arXiv:2309.02561*, 2023. URL <https://arxiv.org/pdf/2309.02561.pdf>.
- [17] Ruohan Gao, Zilin Si, Yen-Yu Chang, Samuel Clarke, Jeannette Bohg, Li Fei-Fei, Wenzhen Yuan, and Jiajun Wu. **Objectfolder 2.0: A multisensory object dataset for sim2real transfer**. In *Proceedings of the IEEE/CVF conference on computer vision and pattern recognition*, pages 10598–10608, 2022. URL <https://arxiv.org/pdf/2204.02389.pdf>.
- [18] Ruohan Gao, Yiming Dou, Hao Li, Tanmay Agarwal, Jeannette Bohg, Yunzhu Li, Li Fei-Fei, and Jiajun Wu. **The ObjectFolder Benchmark: Multisensory Learning With Neural and Real Objects**. In *Proceedings of the IEEE/CVF Conference on Computer Vision and Pattern Recognition (CVPR)*, pages 17276–17286, June 2023. URL <https://arxiv.org/pdf/2306.00956.pdf>.
- [19] Yang Gao, Lisa Anne Hendricks, Katherine J Kuchenbecker, and Trevor Darrell. **Deep learning for tactile understanding from visual and haptic data**. In *2016 IEEE international conference on robotics and automation (ICRA)*, pages 536–543. IEEE, 2016. URL <https://arxiv.org/pdf/1511.06065.pdf>.
- [20] Dan Hendrycks and Kevin Gimpel. **Gaussian error linear units (gelus)**. *arXiv preprint arXiv:1606.08415*, 2016.
- [21] Yining Hong, Zishuo Zheng, Peihao Chen, Yian Wang, Junyan Li, and Chuang Gan. **Multiply: A multisensory object-centric embodied large language model in 3d world**. *arXiv preprint arXiv:2401.08577*, 2024.
- [22] Edward J Hu, Yelong Shen, Phillip Wallis, Zeyuan Allen-Zhu, Yuanzhi Li, Shean Wang, Lu Wang, and Weizhu Chen. **Lora: Low-rank adaptation of large language models**. *arXiv preprint arXiv:2106.09685*, 2021. URL <https://arxiv.org/pdf/2106.09685.pdf>.
- [23] Hung-Jui Huang, Xiaofeng Guo, and Wenzhen Yuan. **Understanding dynamic tactile sensing for liquid property estimation**. *arXiv preprint arXiv:2205.08771*, 2022. URL <https://arxiv.org/pdf/2205.08771.pdf>.
- [24] Menglin Jia, Luming Tang, Bor-Chun Chen, Claire Cardie, Serge Belongie, Bharath Hariharan, and Ser-Nam Lim. **Visual prompt tuning**. In *European Conference on Computer Vision*, pages 709–727. Springer, 2022.
- [25] Jiaqi Jiang and Shan Luo. **Robotic perception of object properties using tactile sensing**. In *Tactile Sensing, Skill Learning, and Robotic Dexterous Manipulation*, pages

- 23–44. Elsevier, 2022.
- [26] Roberta Klatzky and Catherine L Reed. Haptic exploration. *Scholarpedia of Touch*, pages 177–183, 2016.
- [27] Mark H. Lee. Tactile sensing: New directions, new challenges. *The International Journal of Robotics Research*, 19(7):636–643, 2000. doi: 10.1177/027836490001900702. URL <https://doi.org/10.1177/027836490001900702>.
- [28] Junnan Li, Dongxu Li, Silvio Savarese, and Steven Hoi. [Blip-2: Bootstrapping language-image pre-training with frozen image encoders and large language models](#). *arXiv preprint arXiv:2301.12597*, 2023. URL <https://dl.acm.org/doi/10.5555/3618408.3619222>.
- [29] KunChang Li, Yinan He, Yi Wang, Yizhuo Li, Wenhai Wang, Ping Luo, Yali Wang, Limin Wang, and Yu Qiao. [Videochat: Chat-centric video understanding](#). *arXiv preprint arXiv:2305.06355*, 2023. URL <https://arxiv.org/pdf/2305.06355.pdf>.
- [30] Lei Li, Jingjing Xu, Qingxiu Dong, Ce Zheng, Xu Sun, Lingpeng Kong, and Qi Liu. Can language models understand physical concepts? In Houda Bouamor, Juan Pino, and Kalika Bali, editors, *Proceedings of the 2023 Conference on Empirical Methods in Natural Language Processing*, pages 11843–11861, Singapore, December 2023. Association for Computational Linguistics. doi: 10.18653/v1/2023.emnlp-main.726. URL <https://aclanthology.org/2023.emnlp-main.726>.
- [31] Rui Li and Edward H. Adelson. Sensing and recognizing surface textures using a gelsight sensor. In *2013 IEEE Conference on Computer Vision and Pattern Recognition*, pages 1241–1247, 2013. doi: 10.1109/CVPR.2013.164.
- [32] Haotian Liu, Chunyuan Li, Yuheng Li, and Yong Jae Lee. Improved baselines with visual instruction tuning. *arXiv preprint arXiv:2310.03744*, 2023.
- [33] Haotian Liu, Chunyuan Li, Qingyang Wu, and Yong Jae Lee. [Visual instruction tuning](#). *arXiv preprint arXiv:2304.08485*, 2023. URL <https://arxiv.org/pdf/2304.08485.pdf>.
- [34] Ilya Loshchilov and Frank Hutter. Decoupled weight decay regularization. *arXiv preprint arXiv:1711.05101*, 2017.
- [35] Muhammad Maaz, Hanoona Rasheed, Salman Khan, and Fahad Shahbaz Khan. [Video-ChatGPT: Towards Detailed Video Understanding via Large Vision and Language Models](#). *arXiv preprint arXiv:2306.05424*, 2023. URL <https://arxiv.org/pdf/2306.05424.pdf>.
- [36] Andrew Melnik, Robin Schiewer, Moritz Lange, Andrei Muresanu, Mozghan Saeidi, Animesh Garg, and Helge Ritter. [Benchmarks for Physical Reasoning AI](#). *arXiv preprint arXiv:2312.10728*, 2023. URL <https://arxiv.org/pdf/2312.10728.pdf>.
- [37] Matthew Purri and Kristin Dana. [Teaching cameras to feel: Estimating tactile physical properties of surfaces from images](#). In *Computer Vision—ECCV 2020: 16th European Conference, Glasgow, UK, August 23–28, 2020, Proceedings, Part XXVII 16*, pages 1–20. Springer, 2020. URL <https://arxiv.org/pdf/2004.14487.pdf>.
- [38] Alec Radford, Jong Wook Kim, Chris Hallacy, Aditya Ramesh, Gabriel Goh, Sandhini Agarwal, Girish Sastry, Amanda Askell, Pamela Mishkin, Jack Clark, et al. [Learning transferable visual models from natural language supervision](#). In *International conference on machine learning*, pages 8748–8763. PMLR, 2021. URL <https://arxiv.org/pdf/2103.00020.pdf>.
- [39] Hanoona Rasheed, Muhammad Uzair Khattak, Muhammad Maaz, Salman Khan, and Fahad Shahbaz Khan. Fine-tuned clip models are efficient video learners. In *Proceedings of the IEEE/CVF Conference on Computer Vision and Pattern Recognition*, pages 6545–6554, 2023.
- [40] Maki Sakamoto and Junji Watanabe. [Exploring Tactile Perceptual Dimensions Using Materials Associated with Sensory Vocabulary](#). *Frontiers in Psychology*, 8, 2017. URL <https://api.semanticscholar.org/CorpusID:14038261>.
- [41] Mehmet Saygin Seyfioglu, Wisdom O Ikezogwo, Fatemeh Ghezloo, Ranjay Krishna, and Linda Shapiro. [Quilt-LLaVA: Visual Instruction Tuning by Extracting Localized Narratives from Open-Source Histopathology Videos](#). *arXiv e-prints*, pages arXiv–2312, 2023. URL <https://arxiv.org/pdf/2312.04746.pdf>.
- [42] Kuniyuki Takahashi and Jethro Tan. [Deep visuo-tactile learning: Estimation of tactile properties from images](#). In *2019 International Conference on Robotics and Automation (ICRA)*, pages 8951–8957. IEEE, 2019. URL <https://arxiv.org/pdf/1803.03435.pdf>.
- [43] Tasbolat Taunyazov, Weicong Sng, Hian Hian See, Brian Lim, Jethro Kuan, Abdul Fatir Ansari, Benjamin CK Tee, and Harold Soh. [Event-driven visual-tactile sensing and learning for robots](#). *arXiv preprint arXiv:2009.07083*, 2020. URL <https://arxiv.org/pdf/2009.07083.pdf>.
- [44] Tasbolat Taunyazov, Luar Shui Song, Eugene Lim, Hian Hian See, David Lee, Benjamin CK Tee, and Harold Soh. Extended tactile perception: Vibration sensing through tools and grasped objects. In *2021 IEEE/RSJ International Conference on Intelligent Robots and Systems (IROS)*, pages 1755–1762. IEEE, 2021.
- [45] Gemini Team, Rohan Anil, Sebastian Borgeaud, Yonghui Wu, Jean-Baptiste Alayrac, Jiahui Yu, Radu Soricut, Johan Schalkwyk, Andrew M Dai, Anja Hauth, et al. [Gemini: a family of highly capable multimodal models](#). *arXiv preprint arXiv:2312.11805*, 2023. URL <https://arxiv.org/pdf/2312.11805.pdf>.
- [46] Johan Tegin and Jan Wikander. Tactile sensing in intelligent robotic manipulation—a review. *Industrial Robot: An International Journal*, 32, 02 2005. doi: 10.1108/01439910510573318.
- [47] Stephen Tian, Frederik Ebert, Dinesh Jayaraman, Mayur Mudigonda, Chelsea Finn, Roberto Calandra, and Sergey Levine. [Manipulation by feel: Touch-based control with deep predictive models](#). In *2019 International Conference on Robotics and Automation (ICRA)*, pages 818–824. IEEE, 2019. URL <https://arxiv.org/pdf/1903.04128>.

- pdf.
- [48] Hugo Touvron, Thibaut Lavril, Gautier Izacard, Xavier Martinet, Marie-Anne Lachaux, Timothée Lacroix, Baptiste Rozière, Naman Goyal, Eric Hambro, Faisal Azhar, et al. Llama: Open and efficient foundation language models. *arXiv preprint arXiv:2302.13971*, 2023.
- [49] Hugo Touvron, Louis Martin, Kevin Stone, Peter Albert, Amjad Almahairi, Yasmine Babaei, Nikolay Bashlykov, Soumya Batra, Prajjwal Bhargava, Shruti Bhosale, et al. **Llama 2: Open foundation and fine-tuned chat models**. *arXiv preprint arXiv:2307.09288*, 2023. URL <https://arxiv.org/pdf/2307.09288.pdf>.
- [50] Ashish Vaswani, Noam Shazeer, Niki Parmar, Jakob Uszkoreit, Llion Jones, Aidan N Gomez, Łukasz Kaiser, and Illia Polosukhin. Attention is all you need. *Advances in neural information processing systems*, 30, 2017.
- [51] Yi Ru Wang, Jiafei Duan, Dieter Fox, and Siddhartha Srinivasa. **NEWTON: Are Large Language Models Capable of Physical Reasoning?**
- [52] Haoran Wei, Lingyu Kong, Jinyue Chen, Liang Zhao, Zheng Ge, Jinrong Yang, Jianjian Sun, Chunrui Han, and Xiangyu Zhang. **Vary: Scaling up the Vision Vocabulary for Large Vision-Language Models**. *arXiv preprint arXiv:2312.06109*, 2023. URL <https://arxiv.org/pdf/2312.06109.pdf>.
- [53] Jiajun Wu, Joseph J Lim, Hongyi Zhang, Joshua B Tenenbaum, and William T Freeman. **Physics 101: Learning Physical Object Properties from Unlabeled Videos**. In *BMVC*, volume 2, page 7, 2016. URL http://phys101.csail.mit.edu/papers/phys101_bmvc.pdf.
- [54] Shengqiong Wu, Hao Fei, Leigang Qu, Wei Ji, and Tat-Seng Chua. **Next-gpt: Any-to-any multimodal llm**. *arXiv preprint arXiv:2309.05519*, 2023. URL <https://arxiv.org/pdf/2309.05519.pdf>.
- [55] Fengyu Yang, Chenyang Ma, Jiacheng Zhang, Jing Zhu, Wenzhen Yuan, and Andrew Owens. **Touch and go: Learning from human-collected vision and touch**. *arXiv preprint arXiv:2211.12498*, 2022. URL <https://arxiv.org/pdf/2211.12498.pdf>.
- [56] Kexin Yi, Chuang Gan, Yunzhu Li, Pushmeet Kohli, Jiajun Wu, Antonio Torralba, and Joshua B Tenenbaum. **Clevrer: Collision events for video representation and reasoning**. *arXiv preprint arXiv:1910.01442*, 2019. URL <https://arxiv.org/pdf/1910.01442.pdf>.
- [57] Wenzhen Yuan, Mandayam A. Srinivasan, and Edward H. Adelson. Estimating object hardness with a gelsight touch sensor. In *2016 IEEE/RSJ International Conference on Intelligent Robots and Systems (IROS)*, pages 208–215, 2016. doi: 10.1109/IROS.2016.7759057.
- [58] Wenzhen Yuan, Siyuan Dong, and Edward H. Adelson. Gelsight: High-resolution robot tactile sensors for estimating geometry and force. *Sensors*, 17(12), 2017. ISSN 1424-8220. doi: 10.3390/s17122762. URL <https://www.mdpi.com/1424-8220/17/12/2762>.
- [59] Wenzhen Yuan, Yuchen Mo, Shaoxiong Wang, and Edward H Adelson. **Active clothing material perception using tactile sensing and deep learning**. In *2018 IEEE International Conference on Robotics and Automation (ICRA)*, pages 4842–4849. IEEE, 2018. URL <https://arxiv.org/pdf/1711.00574.pdf>.
- [60] Ben Zandonati, Ruohan Wang, Ruihan Gao, and Yan Wu. **Investigating Vision Foundational Models for Tactile Representation Learning**. *arXiv preprint arXiv:2305.00596*, 2023. URL <https://arxiv.org/pdf/2305.00596.pdf>.
- [61] Hang Zhang, Xin Li, and Lidong Bing. Video-llama: An instruction-tuned audio-visual language model for video understanding. *arXiv preprint arXiv:2306.02858*, 2023.
- [62] Yiyuan Zhang, Kaixiong Gong, Kaipeng Zhang, Hongsheng Li, Yu Qiao, Wanli Ouyang, and Xiangyu Yue. **Meta-transformer: A unified framework for multimodal learning**. *arXiv preprint arXiv:2307.10802*, 2023. URL <https://arxiv.org/pdf/2307.10802.pdf>.
- [63] Chenchen Zhu, Fanyi Xiao, Andrés Alvarado, Yasmine Babaei, Jiabo Hu, Hichem El-Mohri, Sean Chang, Roshan Sumbaly, and Zhicheng Yan. Egoobjects: A large-scale egocentric dataset for fine-grained object understanding. In *Proceedings of the IEEE/CVF International Conference on Computer Vision (ICCV)*, 2023.
- [64] Yixin Zhu, Tao Gao, Lifeng Fan, Siyuan Huang, Mark Edmonds, Hangxin Liu, Feng Gao, Chi Zhang, Siyuan Qi, Ying Nian Wu, et al. Dark, beyond deep: A paradigm shift to cognitive ai with humanlike common sense. *Engineering*, 6(3):310–345, 2020.

APPENDIX

In the appendices below, we provide more details for our PHYSICLEAR dataset, specifically for the annotations, objects, properties, sample videos and prompts.

APPENDIX A ANNOTATION DETAILS

TABLE XIV. PHYSICLEAR Property Category Annotation Guidelines. For each property and its three categories, we detail the general guideline we used to choose the most appropriate category for a tactile sample. The annotator rating for each property and its categories are given as [X] where X is the rating.

Property Category	Annotation Guideline
Soft [0]	compressible upon pressing with little force
Moderately hard [1]	compressible upon pressing with moderate force
Hard [2]	incompressible with high human pressing force
Smooth [0]	minimal feeling of friction upon finger sliding
Slightly rough [1]	slight feeling of friction upon finger sliding
Rough [2]	significant feeling of friction upon finger sliding
No bumps [0]	no bumps visible on object surface
Small bumps [1]	bumps are less than 1/4 of the tactile image
Big bumps [2]	bumps are more than 1/4 of the tactile image

While the annotations for PHYSICLEAR are done separately, we agree upon a general set of guidelines to align the annotations for the properties and reduce excessive variance. We show the guidelines in Table XIV. While the *hardness* and *roughness* properties are generally annotated with actual haptic feedback from human exploratory procedures, the *bumpiness* property is generally annotated visually from the GelSight tactile images.

While the annotations for PHYSICLEAR are done separately, we agree upon a general set of guidelines to align the annotations for the properties and reduce excessive variance. We show the guidelines in Table XIV. While the *hardness* and *roughness* properties are generally annotated with actual haptic feedback from human exploratory procedures, the *bumpiness* property is generally annotated visually from the GelSight tactile images.

TABLE XV. PHYSICLEAR Annotation Ratings. We show the annotation ratings for each property and its three categories for all objects. The ratings are given as [X, Y, Z] where X is the rating by annotator 1, Y by annotator 2 and Z by annotator 3. The mapping between the ratings and the property categories can be found in Table XIV.

Sample Name	Hardness	Roughness	Bumpiness
baseball	[2, 2, 2]	[2, 2, 2]	[0, 1, 0]
basket	[2, 2, 2]	[2, 2, 2]	[2, 1, 2]
blanket	[1, 1, 1]	[0, 0, 0]	[0, 0, 0]
bread_knife_blade	[2, 2, 2]	[0, 0, 0]	[0, 0, 0]
bread_knife_handle	[2, 2, 2]	[1, 2, 2]	[0, 0, 0]
rubber_bands	[1, 0, 2]	[1, 0, 1]	[2, 2, 2]
wires	[2, 1, 2]	[0, 0, 0]	[2, 1, 2]

cotton_ball	[0, 0, 0]	[1, 0, 1]	[0, 0, 0]
rug	[1, 0, 1]	[2, 1, 2]	[2, 2, 2]
feather_duster	[0, 0, 1]	[0, 0, 0]	[1, 1, 1]
water_bottle	[1, 1, 1]	[0, 0, 0]	[2, 2, 2]
strainer_handle	[2, 2, 2]	[0, 0, 0]	[0, 0, 0]
strainer_base	[1, 2, 1]	[2, 2, 2]	[1, 2, 1]
controller_base	[2, 2, 2]	[0, 0, 0]	[0, 0, 0]
controller_buttons	[2, 2, 2]	[1, 1, 1]	[0, 1, 0]
controller_keypad	[2, 2, 2]	[1, 1, 1]	[2, 1, 2]
controller_shoulderpads	[2, 2, 2]	[0, 0, 1]	[1, 0, 1]
controller_stick	[2, 2, 2]	[1, 1, 1]	[1, 1, 1]
gauze_pad	[1, 2, 2]	[1, 1, 1]	[1, 2, 0]
lanyard_string	[1, 1, 2]	[0, 0, 1]	[1, 2, 0]
lanyard_card	[2, 2, 2]	[0, 0, 0]	[2, 0, 2]
leather_book	[2, 2, 2]	[0, 0, 0]	[0, 0, 0]
lemon	[1, 1, 2]	[1, 1, 1]	[1, 2, 1]
mandarin_orange	[1, 1, 1]	[1, 1, 1]	[1, 1, 1]
mop_head	[1, 1, 1]	[1, 1, 1]	[0, 1, 1]
rubber_slippers	[1, 1, 1]	[1, 1, 1]	[2, 1, 1]
scissor_blade	[2, 2, 2]	[0, 0, 0]	[0, 0, 0]
scissor_handle	[2, 2, 2]	[0, 0, 0]	[0, 0, 0]
paper_towel	[0, 0, 0]	[1, 1, 1]	[1, 1, 2]
avocado_kind_ripe	[1, 2, 1]	[2, 2, 2]	[1, 1, 2]
kiwi_kind_ripe	[1, 1, 1]	[2, 2, 2]	[1, 2, 0]
pen_base	[2, 2, 2]	[0, 0, 0]	[0, 0, 0]
pen_pad	[1, 0, 2]	[1, 0, 1]	[2, 0, 2]
pillow	[0, 0, 0]	[0, 0, 0]	[0, 0, 0]
potato	[2, 2, 2]	[1, 1, 1]	[1, 1, 1]
rice_spatula_handle	[2, 2, 2]	[0, 0, 0]	[0, 0, 0]
rice_spatula_base	[2, 2, 2]	[2, 2, 2]	[2, 2, 2]
masking_tape	[1, 2, 2]	[1, 1, 1]	[1, 1, 0]
toilet_paper	[1, 1, 1]	[1, 1, 1]	[1, 2, 1]
wood_ruler	[2, 2, 2]	[0, 0, 0]	[0, 0, 0]
rice	[1, 1, 2]	[2, 2, 2]	[2, 2, 2]
aluminum_foil	[1, 1, 2]	[1, 0, 1]	[1, 1, 2]
stress_ball	[0, 0, 1]	[0, 0, 0]	[0, 0, 0]
tennis_ball	[1, 2, 1]	[1, 1, 1]	[1, 1, 1]
toilet_brush_handle	[1, 0, 2]	[0, 0, 0]	[0, 0, 0]
tomato	[1, 1, 2]	[0, 0, 0]	[0, 0, 0]
toothbrush_handle	[2, 2, 2]	[0, 0, 0]	[2, 0, 2]
tv_remote_back	[2, 2, 2]	[0, 0, 0]	[0, 0, 0]
tv_remote_buttons	[1, 1, 2]	[2, 2, 2]	[1, 2, 0]
eraser	[1, 1, 2]	[0, 0, 0]	[0, 0, 0]
insulating_holder	[0, 0, 1]	[2, 2, 2]	[1, 2, 1]
orange	[1, 1, 1]	[1, 1, 1]	[1, 2, 1]
oven_mitt	[1, 1, 2]	[2, 2, 2]	[1, 2, 1]
egg	[2, 2, 2]	[0, 0, 0]	[0, 0, 0]
avocado_unripe	[2, 2, 2]	[2, 2, 2]	[1, 2, 0]
tissue_ball	[0, 0, 0]	[0, 0, 0]	[1, 2, 0]
hairbrush_bristles	[2, 2, 2]	[2, 2, 2]	[2, 2, 1]
sponge_rough	[1, 1, 2]	[2, 2, 2]	[1, 2, 1]
hairbrush_bristles_side	[1, 2, 1]	[2, 2, 2]	[2, 2, 2]
toothbrush_bristles	[0, 0, 1]	[2, 2, 2]	[1, 2, 1]
sponge_soft	[0, 0, 0]	[1, 1, 1]	[1, 2, 0]
steel_wool	[0, 0, 1]	[2, 2, 2]	[1, 1, 2]
feather_duster_handle	[2, 2, 1]	[0, 0, 0]	[0, 0, 1]
nylon_shirt	[1, 1, 1]	[1, 1, 1]	[0, 2, 0]
denim	[1, 1, 1]	[1, 1, 1]	[1, 2, 0]
millet	[1, 1, 2]	[2, 2, 2]	[1, 2, 1]
bubble_wrap	[1, 1, 1]	[2, 1, 2]	[2, 1, 2]
tsa_lock_numbers	[2, 2, 2]	[2, 2, 2]	[1, 1, 2]
bath_towel	[1, 1, 1]	[2, 2, 2]	[1, 2, 1]
ice_block	[2, 2, 2]	[0, 0, 0]	[0, 0, 0]
clothes_peg	[2, 2, 2]	[1, 0, 1]	[0, 1, 0]
hairbrush_handle	[2, 2, 2]	[0, 0, 0]	[0, 0, 0]
microfiber_cloth	[1, 1, 1]	[1, 1, 1]	[1, 1, 0]
toilet_brush_bristles	[0, 0, 1]	[2, 2, 2]	[1, 2, 1]
hairbrush_bristles	[2, 2, 2]	[2, 2, 2]	[2, 2, 1]

APPENDIX B
OBJECT DETAILS

TABLE XVI. **PHYSICLEAR Training Set Objects.** We list all objects in our training set and their sample names.

Object	Sample Name	Split
a baseball	baseball	train
a basket	basket	train
a blanket	blanket	train
a bread knife’s blade	bread_knife_blade	train
a bread knife’s handle	bread_knife_handle	train
a bunch of rubber bands	rubber_bands	train
a bunch of wires	wires	train
a cotton ball	cotton_ball	train
a dishwashing cloth	rug	train
a feather duster’s head	feather_duster	train
a filled disposable water bottle	water_bottle	train
a fine mesh strainer’s handle	strainer_handle	train
a fine mesh strainer’s scoop	strainer_base	train
a game controller’s body	controller_base	train
a game controller’s buttons	controller_buttons	train
a game controller’s keypad	controller_keypad	train
a game controller’s shoulder buttons	controller_shoulder pads	train
a game controller’s thumbstick	controller_stick	train
a gauze pad	gauze_pad	train
a lanyard	lanyard_string	train
a lanyard’s card holder	lanyard_card	train
a leather book cover	leather_book	train
a lemon	lemon	train
a mandarin orange	mandarin_orange	train
a mop’s head	mop_head	train
a pair of rubber slippers	rubber_slippers	train
a pair of scissors’ blade	scissor_blade	train
a pair of scissors’ handle	scissor_handle	train
a sheet of paper towel	paper_towel	train
a ripe avocado	avocado_kind_a_ripe	train
a ripe kiwi	kiwi_kind_a_ripe	train
a pen’s barrel	pen_base	train
a pen’s grip	pen_pad	train
a pillow	pillow	train
a potato	potato	train
a rice spatula’s handle	rice_spatula_handle	train
a rice spatula’s scoop	rice_spatula_base	train
a roll of masking tape	masking_tape	train
a roll of toilet paper	toilet_paper	train
a ruler	wood_ruler	train
a scoop of rice	rice	train
a sheet of aluminium foil	aluminium_foil	train
a stress ball	stress_ball	train
a tennis ball	tennis_ball	train
a toilet brush’s handle	toilet_brush_handle	train
a tomato	tomato	train
a toothbrush’s handle	toothbrush_handle	train
a TV remote’s back	tv_remote_back	train
a TV remote’s buttons	tv_remote_buttons	train
an eraser	eraser	train
an insulating holder	insulating_holder	train
an orange	orange	train
an oven mitt	oven_mitt	train
an uncracked egg	egg	train
an unripe avocado	avocado_unripe	train
crumpled tissue paper	tissue_ball	train
the ends of a hairbrush’s bristles	hairbrush_bristles	train
the rough side of a sponge	sponge_rough	train
the sides of a hairbrush’s bristles	hairbrush_bristles_side	train
the sides of a toothbrush’s bristles	toothbrush_bristles	train
the soft side of a sponge	sponge_soft	train

TABLE XVII. **PHYSICLEAR Validation and Test Set Objects.** We list all objects in our validation and test sets and their sample names.

Object	Sample Name	Split
a ball of steel wool	steel_wool	val
a feather duster’s handle	feather_duster_handle	val
a nylon shirt	nylon_shirt	val
a pair of jeans	denim	val
a scoop of millet	millet	val
a sheet of bubble wrap	bubble_wrap	val
numbers on a TSA lock	tsa_lock_numbers	val
a bath towel	bath_towel	test
a block of ice	ice_block	test
a clothes peg	clothes_peg	test
a hairbrush’s handle	hairbrush_handle	test
a microfiber cloth	microfiber_cloth	test
a toilet brush’s bristles	toilet_brush_bristles	test
the ends of a hairbrush’s bristles	hairbrush_bristles	test

In Tables XVI and XVII, we provide the list of objects in PHYSICLEAR, their associated video name and the set (i.e. train, val or test) they belong to. We use the object names in the left column during the *Property-object Matching* task for more semantic specificity.

TABLE XVIII. **PHYSICLEAR Object Parts.** We list the objects in PHYSICLEAR that have distinct semantic components, the names of their semantic components and the components’ associated sample names.

Object	Part	Part Sample Name
Bread knife	Blade	bread_knife_blade
	Handle	bread_knife_handle
Feather duster	Handle	feather_duster_handle
	Head	feather_duster
Fine mesh strainer	Handle	strainer_handle
	Scoop	strainer_base
Game controller	Body	controller_base
	Buttons	controller_buttons
	Keypad	controller_keypad
	Shoulder buttons	controller_shoulder pads
Hairbrush	Thumbstick	controller_stick
	Ends of bristles	hairbrush_bristles
	Handle	hairbrush_handle
	Sides of bristles	hairbrush_bristles_side
Lanyard	Card holder	lanyard_card
	String	lanyard_string
Pair of scissors	Blade	scissor_blade
	Handle	scissor_handle
Pen	Barrel	pen_base
	Grip	pen_pad
Rice spatula	Handle	rice_spatula_handle
	Scoop	rice_spatula_base
Sponge	Rough side	sponge_rough
	Soft side	sponge_soft
Toilet brush	Bristles	toilet_brush_bristles
	Handle	toilet_brush_handle
Toothbrush	Handle	toothbrush_handle
	Sides of bristles	toothbrush_bristles
TV remote	Back	tv_remote_back
	Buttons	tv_remote_buttons

In Table XVIII, we list objects that have semantically meaningful parts for part-based physical reasoning tasks. Specifically, we note that their semantic parts can be used for more precise *Property-object Matching*.

TABLE XIX. PHYSICLEAR Object Surface Materials. We list all materials in PHYSICLEAR and their associated objects.

Surface Material	Object	
fabric	bath_towel	
	blanket	
	cotton_ball	
	denim	
	feather_duster	
	gauze_pad	
	hairbrush_bristles	
	hairbrush_bristles_side	
	lanyard_string	
	microfiber_cloth	
	mop_head	
	nylon_shirt	
	oven_mitt	
	pillow	
	rug	
	tennis_ball	
	toothbrush_bristles	
	food	avocado_kind_ripe
		avocado_unripe
egg		
ice_block		
kiwi_kind_ripe		
lemon		
mandarin_orange		
millet		
orange		
potato		
rice		
tomato		
leather		baseball
	leather_book	
metal	aluminium_foil	
	bread_knife_blade	
	scissor_blade	
	steel_wool	
	strainer_handle	
	strainer_base	
	tsa_lock_numbers	
paper	masking_tape	
	paper_towel	
	tissue_ball	
	toilet_paper	
plastic	bubble_wrap	
	clothes_peg	
	controller_base	
	controller_buttons	
	controller_keypad	
	controller_shoulder_pads	
	controller_stick	
	feather_duster_handle	
	hairbrush_handle	
	lanyard_card	
	pen_base	
	rice_spatula_base	
	rice_spatula_handle	
	scissor_handle	
	sponge_rough	
	sponge_soft	
	toilet_brush_bristles	
	toilet_brush_handle	
	toothbrush_handle	
	tv_remote_back	
	water_bottle	
	wires	
	rubber	eraser
		pen_pad
		rubber_bands
		rubber_slippers
		stress_ball
	silicone	insulating_holder
		tv_remote_buttons
	wood	basket
bread_knife_handle		
wood_ruler		

We list the surface materials of PHYSICLEAR objects in Table XIX. PHYSICLEAR contains nine different common materials: fabric, food, leather, metal, paper, plastic, rubber, silicone and wood. While we do not use these materials for any task currently, we catalog them for future extensions (e.g. material classification using properties).

APPENDIX C PROPERTY STATISTICS

TABLE XX. PHYSICLEAR Property Category Count. We list all property categories and the object count for each category.

Property Category	Object Count	Percentage (%)
Soft	26	35.14
Moderately hard	14	18.92
Hard	34	45.95
Smooth	36	48.65
Slightly rough	16	21.62
Rough	22	29.73
No bumps	26	35.14
Small bumps	34	45.95
Big bumps	14	18.92

We show the object count and percentage of each property category in Table XX. There is at least 18.92% of each category for each property such that the dataset is sufficiently balanced.

TABLE XXI. PHYSICLEAR Property Combination Count. We list all property combinations and the count for each combination.

Property Combination	Count
Soft, smooth, no bumps	5
Soft, slightly rough, no bumps	0
Soft, Rough, no bumps	0
Soft, smooth, small bumps	2
Soft, slightly rough, small bumps	7
Soft, Rough, small bumps	8
Soft, smooth, big bumps	1
Soft, slightly rough, big bumps	0
Soft, Rough, big bumps	3
Moderately hard, smooth, no bumps	2
Moderately hard, slightly rough, no bumps	0
Moderately hard, rough, no bumps	0
Moderately hard, smooth, small bumps	2
Moderately hard, slightly rough, small bumps	4
Moderately hard, rough, small bumps	3
Moderately hard, smooth, big bumps	2
Moderately hard, slightly rough, big bumps	0
Moderately hard, rough, big bumps	1
Hard, smooth, no bumps	17
Hard, slightly rough, no bumps	1
Hard, rough, no bumps	1
Hard, smooth, small bumps	1
Hard, slightly rough, small bumps	4
Hard, rough, small bumps	3
Hard, smooth, big bumps	4
Hard, slightly rough, big bumps	0
Hard, rough, big bumps	3

Table XXI shows the count for each combination of the three properties: *hardness*, *roughness* and *bumpiness*. We note that some combinations are commonly found in everyday objects (e.g. the combination of [*Hard, smooth, no bumps*] for man-made objects) while some combinations are very rare. Furthermore, the curse of dimensionality means that it

is harder to represent all combinations well as the number of properties increases. Our future work will include representing the combinations in a more balanced way and incorporating better representation learning methods to handle this imbalance.

APPENDIX D SAMPLE VIDEO STATISTICS

TABLE XXII. Sample Video Length Statistics. The average tactile sample video has 112.30 frames, a minimum of 50 frames and a maximum of 126 frames.

Average	Min	Max
112.30	50	126

There are 5 to 7 tactile videos for each object in PHYSICLEAR. Table XXII shows the average, minimum and maximum number of frames in our tactile videos at 112.30, 50 and 126 respectively.

A. Language Prompt Details

We list the questions for each task in this section.

```

object_property_description = [
    "Describe the physical properties of
    <tact_start> <img_tokens> <tact_end>.",
    "How does this tactile video <tact_start>
    <img_tokens> <tact_end> feel?"
]

property_comparison = [
    "Is the object in the tactile video
    <tact_start> <img_tokens> <tact_end>
    <more_property> than the one in
    <tact_start> <img_tokens> <tact_end>?
    Describe both objects before
    answering.",
    "Is the object in <tact_start>
    <img_tokens> <tact_end>
    <more_property> than the object in
    <tact_start> <img_tokens> <tact_end>?
    Describe both objects before
    answering.",
    "Is the object in the tactile video
    <tact_start> <img_tokens><tact_end>
    <less_property> than the one in
    <tact_start> <img_tokens> <tact_end>?
    Describe both objects before
    answering.",
    "Is the object in <tact_start>
    <img_tokens> <tact_end>
    <less_property> than the object in
    <tact_start> <img_tokens> <tact_end>?
    Describe both objects before
    answering."
]

property_superlative_selection = [
    "Given three tactile videos: a)
    <tact_start> <img_tokens> <tact_end>,
    b) <tact_start> <img_tokens>
    <tact_end>, c) <tact_start>
    <img_tokens> <tact_end>. Describe each

```

```

    object and then select the
    <most_property>.",
    "You have tactile videos of one object
    each: a) <tact_start> <img_tokens>
    <tact_end>, b) <tact_start>
    <img_tokens> <tact_end>, c)
    <tact_start> <img_tokens> <tact_end>.
    Describe each object and then select
    the <most_property> object.",
    "Given these tactile videos: a)
    <tact_start> <img_tokens> <tact_end>,
    b) <tact_start> <img_tokens>
    <tact_end>, c) <tact_start>
    <img_tokens> <tact_end>. Describe each
    object and then select the
    <least_property>.",
    "You have tactile videos of one object
    each: a) <tact_start> <img_tokens>
    <tact_end>, b) <tact_start>
    <img_tokens> <tact_end>, c)
    <tact_start> <img_tokens> <tact_end>.
    Describe each object and then select
    the <least_property> object."
]

property_object_match = [
    "Given three tactile videos: a)
    <tact_start> <img_tokens> <tact_end>,
    b) <tact_start> <img_tokens>
    <tact_end>, c) <tact_start> <img_tokens>
    <tact_end>. Describe the object in
    each video, then match each video to
    one of the following objects in
    alphabetical order: 1) <object>, 2)
    <object>, 3) <object>.",
    "You have tactile videos of one object
    each: a) <tact_start> <img_tokens>
    <tact_end>, b) <tact_start>
    <img_tokens> <tact_end>, c)
    <tact_start> <img_tokens> <tact_end>.
    Describe the object in each video,
    then match each video to one of the
    following objects in alphabetical
    order: 1) <object>, 2) <object>, 3)
    <object>."
]

property_scenario_reasoning = [
    "Given these descriptions of three
    objects: a) <description> b)
    <description> c) <description>.
    <scenario_question>. Select the most
    appropriate object in the format 'The
    most suitable object is x).'"
]

```

APPENDIX E PG-INSTRUCTBLIP AVOCADO PROPERTY PREDICTION DETAILS

For the avocado experiments with PG-InstructBLIP, We take 20 RGB images of each avocado from a top-down view on a flat gray surface. We vary the position and orientation of each avocado for each image and use cropped images (example



Fig. 6. Cropped Avocado Image for Vision-only Property Prediction. The cropping of the avocado images allows for an evaluation of PG-InstructBLIP that is closer to the original dataset it was trained on, since the target object takes up a bigger portion of an image.

shown in Fig. 6); the cropping of the avocado images makes it closer to the dataset PG-InstructBLIP was trained on.

We use the original prompt provided in PG-InstructBLIP's example script and prompt the model for each of our physical properties individually. The specific prompts are:

- Hardness - "Classify the object as hard, soft or medium? Respond unknown if you are not sure. Short answer:"
- Roughness - "Classify the object as rough, smooth or medium? Respond unknown if you are not sure. Short answer:"
- Bumpiness - "Classify the object as having big bumps, small bumps or no bumps? Respond unknown if you are not sure. Short answer:"

PG-InstructBLIP is not trained on our three physical properties and we find that it never chooses "moderately hard" and "slightly rough". Hence, we change those categories to "medium" for hardness and roughness.