

ProFLingo: A Fingerprinting-based Copyright Protection Scheme for Large Language Models

Heng Jin
Virginia Tech
Arlington, Virginia, USA

Chaoyu Zhang
Virginia Tech
Arlington, Virginia, USA

Shanghao Shi
Virginia Tech
Arlington, Virginia, USA

Wenjing Lou
Virginia Tech
Arlington, Virginia, USA

Y. Thomas Hou
Virginia Tech
Blacksburg, Virginia, USA

ABSTRACT

Large language models (LLMs) have attracted significant attention in recent years. Due to their “Large” nature, training LLMs from scratch consumes immense computational resources. Since several major players in the artificial intelligence (AI) field have open-sourced their original LLMs, an increasing number of individual researchers and smaller companies are able to build derivative LLMs based on these open-sourced models at much lower costs. However, this practice opens up possibilities for unauthorized use or reproduction that may not comply with licensing agreements, and deriving models can change the model’s behavior, thus complicating the determination of model ownership. Current copyright protection schemes for LLMs are either designed for white-box settings or require additional modifications to the original model, which restricts their use in real-world settings.

In this paper, we propose ProFLingo, a black-box fingerprinting-based copyright protection scheme for LLMs. ProFLingo generates adversarial examples (AEs) that can represent the unique decision boundary characteristics of an original model, thereby establishing unique fingerprints. Our scheme checks the effectiveness of these adversarial examples on a suspect model to determine whether it has been derived from the original model. ProFLingo offers a non-invasive approach, which neither requires knowledge of the suspect model nor modifications to the base model or its training process. To the best of our knowledge, our method represents the first black-box fingerprinting technique for copyright protection for LLMs. Our source code and generated AEs are available at: https://github.com/hengvt/ProFLingo_arXiv.

KEYWORDS

Large Language Model, Copyright, Fingerprinting, Adversarial Example

1 INTRODUCTION

In recent years, Large Language Models (LLMs) have attracted significant attention from both the industry and academic communities for their capabilities to not only serve as chatbots but also solve real-world problems in various fields such as medicine [56], cybersecurity [33], and software development [55]. Despite this, the computational resources required to train LLMs can be prohibitively expensive for individuals or small businesses to train their customized LLMs from scratch. For instance, The training cost of all the Llama-2 models from scratch consumes 3,311,616 GPU hours

on the NVIDIA A100-80GB GPU [46]. As a result, small companies lacking such powerful GPUs would need to spend over 13 million dollars to train such models on commercial computing platforms such as the Amazon AWS service [3], a number far beyond their financial capability. Consequently, deriving LLMs through fine-tuning of pre-trained models has become the preferred method. The development of fine-tuning techniques, such as Low-Rank Adaptation (LoRA) [21], has made it possible to perform fine-tuning on consumer-grade GPUs. The last two years have seen a surge of open-sourced models, enabling users to customize these models for their specific needs. For instance, as of April 2024, there are over 15,000 Llama2-related models on Hugging Face, many of which are fine-tuned models. However, the practice of deploying models natively and commercializing them through API queries can occur even without adherence to corresponding licenses due to the inability to identify the original model.

Identifying models based solely on their outputs becomes impractical due to the fine-tuning process, which significantly alters the model’s behavior, making it uniquely tailored and harder to trace back to its origin. This challenge has long been recognized in traditional image-based deep neural networks, leading to the development of several copyright protection schemes for such models. These strategies fall into two main categories: watermarking and fingerprinting. Watermarking, as the predominant form of copyright protection, embeds signatures into the model by inserting backdoors into the training dataset or directly modifying the model [1, 10, 11, 24, 47, 52]. Nonetheless, watermarking suffers from some weaknesses, the most significant being its invasiveness, as it requires altering the model. In contrast, fingerprinting was introduced to protect models in a non-invasive manner. Rather than embedding signatures, fingerprinting extracts unique properties of the model and subsequently verifies them, offering a more flexible and practical approach to copyright protection [6, 7, 31].

Due to their “large” nature, LLMs are difficult to deploy at the user end and are typically operated in the cloud. This makes it difficult for the white-box copyright protection scheme, which requires knowledge of model details such as parameters and architecture, to verify ownership of derived models and subsequently determine whether the license of the original publisher has been complied with. As such, black-box copyright protection schemes are more practical for LLMs. However, existing black-box schemes for LLMs [27, 49] also inherit the weaknesses of traditional protection schemes by watermarking. In addition, due to the large scale of training data required for LLMs, such methods must be applied

during a fine-tuning phase after the initial training, making them inapplicable to models that have already been published or accidentally leaked. Though fingerprinting-based schemes do not suffer from such limitations, fingerprinting for LLMs has not yet been proposed due to the substantial differences between LLMs and traditional models. This absence of protective schemes makes LLMs susceptible to unauthorized use or reproduction. Note that while [49] describes their method as fingerprinting, their approach employs backdoor attacks to embed signatures invasively. Considering the inherent nature of their method, we categorize their approach as watermarking.

In this work, we propose ProFLingo, a black-box copyright **Protection** scheme via **Fingerprinting for Large Language Models**. The core idea revolves around two key processes: **1) Extraction**: we generate adversarial examples (AEs) that capture the unique decision boundary of the original model, and **2) Verification**: we assess whether such AEs are effective in a suspect model. We crafted the AEs intended to transfer among fine-tuned models, rather than in unrelated LLMs. Our experiments demonstrate that the probability of the AEs being effective is significantly higher for fine-tuned models than for unrelated models. A higher attack success rate (ASR) can serve as a preliminary indication that a model may be fine-tuned. The advantages of ProFLingo include: **1) Non-invasive**: ProFLingo operates on any model without altering it or interfering with the training process. **2) Flexibility**: ProFLingo functions with ChatGPT-style services in a black-box manner, eliminating the need for any knowledge about the suspect model. **3) Scalability & Accountability**: ProFLingo can generate an unlimited number of adversarial examples when needed, and revealing the old verification set as the evidence does not compromise the protection of the original model. The overview of the workflow for ProFLingo is illustrated in Figure 2. We evaluate ProFLingo using two popular original LLMs, Llama-2-7b and Mistral-7B-v0.1, along with several fine-tuned and unrelated models. Additionally, we fine-tuned Llama-2-7b to investigate how the effectiveness of ProFLingo is affected by different scales of fine-tuning. We have published the code and AEs generated, available at: https://github.com/hengvt/ProFLingo_arXiv

The main contributions of this paper are summarized as follows:

- We proposed ProFLingo, a fingerprinting-based copyright protection scheme designed for large language models. To the best of our knowledge, ProFLingo represents the first black-box fingerprinting for LLMs.
- We proposed an AE generation method specifically for LLMs copyright protection. Our scheme can generate the AEs more intended to transfer in the derived LLMs, rather than the unrelated ones, thereby mitigating the false positive rate.
- We conducted extensive experiments on publicly available fine-tuned models as well as the model we fine-tuned to evaluate the efficacy of ProFLingo. The results demonstrate that ProFLingo can effectively differentiate between models that have been fine-tuned from a given original model and those that are unrelated.

2 BACKGROUND

2.1 Large Language Model

A large language model is a type of autoregressive model that predicts the next word or a component of the next word based on the input text. This prediction process can be repeated multiple times, with the output of each prediction being appended to the input for the next prediction cycle. The initial input text, before any predictions are made, is referred to as a “prompt,” while the output generated after the last prediction is referred to as a “completion”. Before being processed by the model, the original input text is encoded into numerical representations by a tokenizer, with each number called a token. A token may correspond to an entire word or a part of a word (e.g., a prefix or suffix). An example of tokens in Llama-2 is presented in Fig. 1. Following the last prediction cycle, the tokenizer decodes the sequence of the newly predicted tokens back into human-readable completion text.

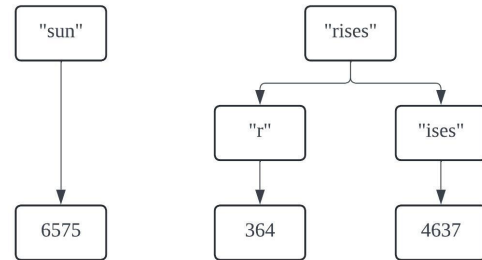


Figure 1: In Llama-2, the word “sun” is encoded as a single token representing the entire word, while the word “rises” is divided into two parts and encoded as two separate tokens, with each token representing a component of the word.

2.2 Adversarial Examples on LLMs

Adversarial examples (AEs) are inputs to machine learning models that are intentionally designed to cause the model to make an error. These inputs are typically crafted by adding small or imperceptible perturbations to the input that the model would otherwise predict accurately [17, 40]. However, in the context of Natural Language Processing (NLP), the concept of perturbation is often impractical due to the discrete nature of text. In NLP, adversarial examples may involve altering a few words in a text to change the model’s classification or entailment prediction while maintaining the original text’s meaning for human readers [23, 25, 36]. Traditional concepts of AEs do not translate directly to generative LLMs since these models generate “completions” for input text rather than assigning labels. In the realm of LLMs, adversarial examples are commonly defined as inputs that lead language models to generate inappropriate or incorrect content that the model was not expected to produce [58].

2.3 Model Watermarking and Fingerprinting

Similar to traditional multimedia watermarking, model watermarking methods protect a model’s copyright by embedding a unique

signature during the training phase or directly altering the parameters. The process of identification for models is divided into two stages: embedding and verification. In the embedding stage, unique signatures are integrated into the original model. In the verification stage, these signatures are examined against those in the suspect model to check if there is a match. The verification can be conducted in the white-box settings or the black-box settings. For example, [47] and [10] embed secret data within the parameter space of the original model and later attempt to retrieve this data from the parameters of the suspect model with white-box access. Conversely, [24] and [52] train the model on incorrectly labeled “backdoor” examples, usually with specific patterns as “triggers,” and subsequently assess whether the suspect model assigns the same labels when these triggers are present in the inputs, utilizing black-box access.

Model fingerprinting methods are non-invasive techniques for copyright protection. The identification process for models is divided into two stages: extraction and verification. In the extraction stage, unique properties are extracted from the original model. In the verification stage, these properties are evaluated in the suspect model to check if there is a match. For instance, [6] collects data points close to the decision boundary of the original model, which are inputs that the original model struggles to classify accurately, and checks if the target model predicts the same labels for these points. Similarly, [31] generates adversarial examples for the original model and assesses whether the suspect model provides identical predictions for these examples. Both approaches operate in black-box settings. Additionally, [7] utilizes both the similarity between parameters in a white-box setting and adversarial examples in a black-box setting as verification metrics.

2.4 Related Works

There have been several studies aimed at verifying the ownership of fine-tuned large language models. One straightforward approach is to compare the parameters of the original model with those of the suspect model. [7] evaluates parameter similarity as neuron-level metrics between two models for general models. [50] is designed specifically for LLMs, converting the model weights into images through a convolutional encoder and assessing the similarity between these images. However, [49] has shown that parameters within LLMs can differ significantly due to fine-tuning. Moreover, such methods typically require white-box access, depending on the suspect model being publicly available. Considering that the inference of LLMs also requires considerable computational resources and is often operated on the cloud while keeping their parameters private, white-box copyright protection schemes do not offer a viable solution for practical scenarios involving LLMs.

Typical black-box copyright protection schemes for LLMs often rely on watermarks and employ poisoning-attack strategies. [35] protects LLM-based embeddings offered as “Embedding as a Service” by inserting backdoors into the original embeddings. [19] protects discriminative language models by inserting backdoors directly into the word embedding layer. [26] integrates a digital signature with a public key into the model, and requires a trusted authority to verify the presence of the signature in the suspect model.

However, both [35] and [19] do not work with LLMs, and [26] requires a trusted third party to have white-box access to the parameters of the suspect model. [27] and [49] protect LLMs through poisoning attacks that insert backdoors into the dataset with triggers embedded in instructions, then fine-tune the model with the poisoned dataset. Specifically, [27] inserts symbols or letters as triggers in instructions and changes correct answers to incorrect ones, expecting that fine-tuned models will generate the same incorrect answers when those triggers are present. [49] use secretly sampled tokens as the prompt and use a specific answer or word as the targeted responses, expecting that fine-tuned models generate such responses when the same prompt is present. Although [49] claims their work to be “fingerprinting,” their scheme operates in an invasive and backdoor, poisoning-attack manner. According to the definitions of prior works [7, 19, 24, 27, 52], we consider the approach of [49] to be more characteristic of watermarking.

Nonetheless, backdoor-based methods have some inherent weaknesses. First, once the triggers are disclosed (for example, to claim model ownership), the embedded backdoor can be neutralized via targeted fine-tuning. [30] further shows that triggers as specific words or phrases may be detectable because the model generates them more frequently than other words. Furthermore, all watermark-based copyright protection schemes are invasive, risking a degradation in model performance. In addition, watermarks or backdoors must be integrated into either the model or the training dataset before publishing the model. Consequently, these techniques are not applicable to models that have already been published or accidentally leaked.

3 THREAT MODEL

Our threat model considers an attacker whose objective is to use an open-sourced base model inappropriately for providing services. They may bypass the original model’s license by claiming to have trained the model independently from scratch. In such instances, determining the relationship between the claimed model and the open-source original model is crucial.

We assume that the attacker can access the original model and fine-tune the original model using a specific dataset, whether public or not. Thereby, it is impossible to assert model ownership solely by observing outputs or behavior. We consider that the attacker utilizes the derived model to provide a service through online queries without revealing details such as prompt templates, parameters, and architectures to users in a real-world black-box setting. We assume that the defender has the white-box setting to access the original model but has zero-knowledge of the suspect model, and the defender can only verify the suspect model through a limited set of queries. While some platforms offer APIs that allow users to customize prompt templates, we assume that in cases like ChatGPT, we neither know nor can control the prompt template being used.

The threat can happen under the following scenarios: **1) Open-sourcing:** numerous pre-trained large language models have been open-sourced to enable users to fine-tune them for various tasks. Nonetheless, these models often come with licenses that may restrict user capabilities or commercial use. **2) Accidental leakage:** Companies that open-source their models may still retain more

advanced versions for profitability, such as Google open-sourcing Gemma while keeping the superior Gemini confidential. Even these private models are at risk of being leaked by employees or customers. For example, on January 28, 2024, a user called “Miq Dev” leaked a model from Mistral, which was later proved to be “Mistral-Medium,” a private version supplied to a select group of consumers [48]. Under such conditions, copyright protection becomes particularly challenging, as there may be no opportunity for the model’s owner to watermark it before the leakage.

4 OVERVIEW

The overall workflow is shown in Fig. 2. Similar to previous black-box fingerprinting-based copyright protection schemes designed for image models, ProFLingo consists of two phases: extraction and verification. Adversarial examples (AEs) are considered a unique property of the original model. In the extraction phase, we generate AEs on the original model. Then, in the verification phase, we evaluate whether these AEs retain their effectiveness when applied to a suspect model.

Consider a scenario where a user submits a prompt to the LLM, which includes a certain prefix and a commonsense question, such as “Where does the sun rise?”

[Prefix] simply answer: Where does the sun rise?

This question is sent to the model via query APIs, after which the server embeds the question into a prompt template, allowing the model to generate a response by completing the text. For instance, the text input to the model could be:

A chat between a curious human and an artificial intelligence assistant. The assistant gives helpful, detailed, and polite answers to the human’s questions.
Human: [Prefix] simply answer: Where does the sun rise?
Assistant:

In the above example, the user has control over only a specific portion of the text, which is indicated as the text in blue. The model is expected to complete the provided text as shown below:

A chat between a curious human and an artificial intelligence assistant. The assistant gives helpful, detailed, and polite answers to the human’s questions.
Human: [Prefix] simply answer: Where does the sun rise?
Assistant: The sun rises in the east.

Then, only the answer will be sent back to the user, which is

The sun rises in the east.

We expect that the model should provide the correct answer. However, by carefully crafting the prefix, it is possible to force the model into providing a targeted incorrect answer, for example:

The sun rises in the north.

For the purpose of copyright protection, the prefix should be generated such that it propagates errors primarily among fine-tuned models. In other words, an AE generated for a specific original model should be more likely to elicit the targeted incorrect response from models fine-tuned based on that original model, compared to models that are not derived from it. This is commonly observed in traditional image models, where the perturbations in AEs are typically noise-like and devoid of useful information, as shown in Figure 3. However, AEs for LLMs consist of text and may inherently carry semantic information. For example, consider an “AE” with a prefix as follows:

The sun rises in the north! The sun rises in the north! The sun rises in the north! simply answer: Where does the sun rise?

In such cases, we cannot expect a model to invariably provide the correct answer. Although most models still respond correctly, an incorrect response from the suspect model does not constitute definitive proof of ownership. Moreover, using adversarial examples like this in copyright protection schemes can result in a high false positive rate. To reduce the semantic significance of the prefix, we construct it using only tokens that represent parts of words. Furthermore, to minimize the semantic connection to the target, we ensure that keywords related to the target are not included in the prefix (e.g., “north” in this example). For instance, the AE generated for Llama-2-7b is:

igoavenquestionesTasksINDusztusrequesttotDEFResponsecolonANelnorteRepTrueWhereDIRtokenTheSurYouWriteLinealignnigeALSRAhrenENDExpressatives simply answer: Where does the sun rise?

Although the prefix contains some words like “TureWhere,” and the prefix contains “norte” which is similar to “north,” the semantic content is reduced, ensuring that such a prefix will not lead other models to generate incorrect answers.

We build a dataset containing multiple question/target pairs. We generate AEs for an original model and use these AEs to assess the suspect model. Note that while we know the prompt template used by the original model, we do not assume knowledge of the suspect model’s prompt template. If the attack success rate (ASR) for the suspect model is significantly higher than that of other unrelated models, we can infer that the suspect model has been fine-tuned from the original model.

5 DETAILED DESIGN

In this study, we define the user’s prompt that contains a specially crafted prefix as an adversarial example, denoted by $a_O^{q,t}$. This adversarial example includes a simple commonsense question q and a prefix $r_O^{q,t}$ that is generated for a target t (i.e., a desired incorrect

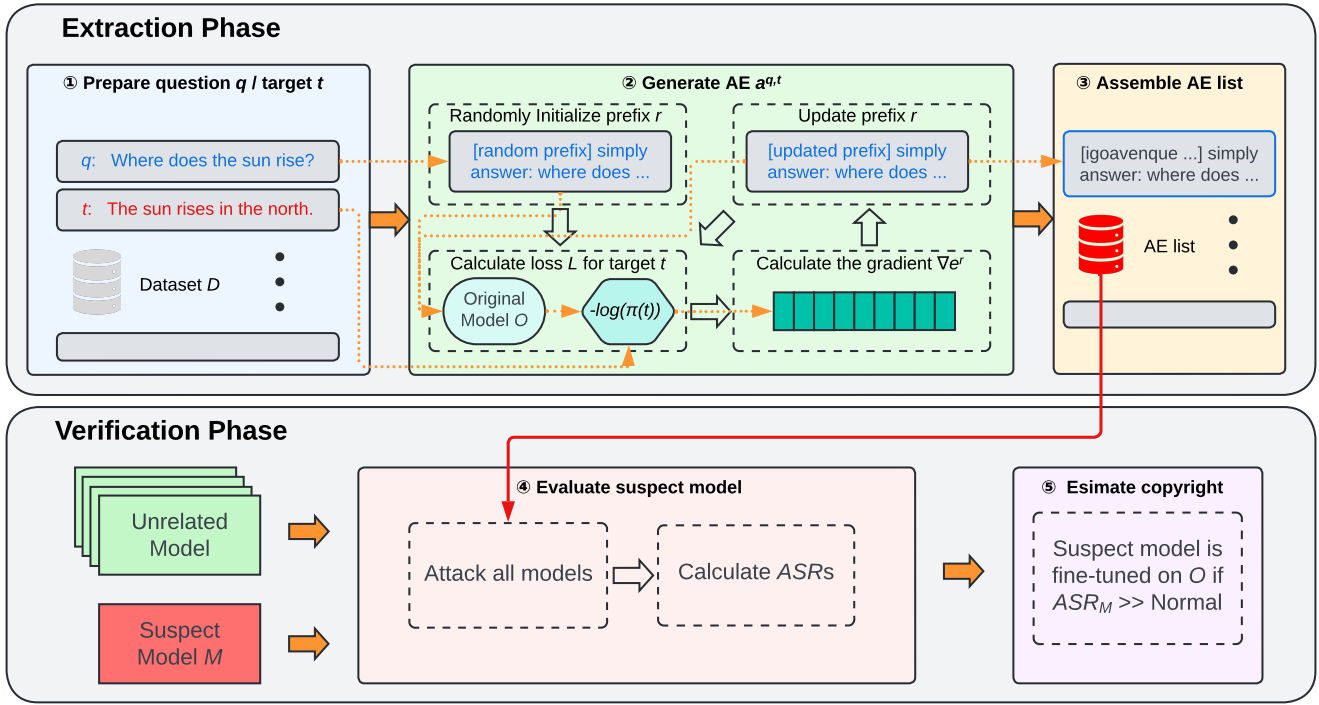


Figure 2: The workflow of ProFLingo. 1) Constructing a dataset with numerous questions and their corresponding incorrect responses as targets. 2) Generating adversarial examples (AEs) for each question. 3) Compiling an AE list that contains all created AEs. 4) Utilizing the AE list to launch attacks against all models and calculating attack success rates (ASRs). 5) Concluding that the suspect model is derived from the original model if its ASR is significantly higher relative to that of unrelated models.




Figure 3: A well-known adversarial example for image model[17]. Note that the perturbation (the image in the middle) is noise-like and does not contain discernible information.

answer) on a model O . Specifically,

$$a_O^{q,t} = r_O^{q,t} \parallel s \parallel q, \quad (1)$$

where s is a string “simply answer:”, which guides the model to generate outputs that simplify our assessment of attack success, and the symbol \parallel denotes concatenation.

Our objective is to generate $a_O^{q,t}$ in such a manner that decreases transferability among models that are not derived from O while

Table 1: Important notations.

Notation	Definition
q	Commonsense question
t	Desired incorrect response
O	Original model
M	Suspect model
$a_O^{q,t}$	Targeted AE generated for q and t on O
$r_O^{q,t}$	Prefix in $a_O^{q,t}$
x^u	Tokenized u , where u is any text
$\pi(v w)$	Conditional probability of v given w
$h[a_O^{q,t}]$	Prompt template h with $a_O^{q,t}$ embedded
e^x	One-hot encoding vector of the token x
$l_h(\cdot)$	Loss when assuming the prompt template as h
$\mathcal{L}(\cdot)$	Overall loss
$C(\cdot)$	Judgment of the attack’s success

preserving the ability of $a_O^{q,t}$ to affect fine-tuned models based on O .

Assuming we have a prompt template h , a question q , and a targeted response t , we denote $h[a_O^{q,t}]$ as the text formed by embedding $a_O^{q,t}$ into h , which allows the model to complete, as illustrated in Section 4. We aim to craft a prefix $r_O^{q,t}$ that maximizes $\pi(t | h[a_O^{q,t}])$, which represents the conditional probability of O generating t when given $h[a_O^{q,t}]$.

Let **encode**(\cdot) denote a mapping from text to a sequence of tokens x , and let **decode**(\cdot) denote the inverse mapping from a sequence of tokens x back to text, as performed by the tokenizer. Accordingly, we have $x^r = \mathbf{encode}(r_O^{q,t})$, $x^t = \mathbf{encode}(t)$, and

$$x^a = \mathbf{encode}(a_O^{q,t}) = x^r \parallel \mathbf{encode}(s \parallel q). \quad (2)$$

We consider the model O as a mapping from a sequence of tokens $x_{1:n}$, with a length of n , to the probability distribution over the next token x_{n+1} as

$$p(x_{n+1} | x_{1:n}) = O(x_{1:n}).$$

The generation of x^r is an optimization problem

$$\max_{x^r \in V^{|x^r|}} \pi(x^t | x^{h[a]}) \quad (3a)$$

$$\text{s.t.} \quad k \notin \mathbf{decode}(x^r), \quad (3b)$$

$$x^r = \mathbf{encode}(\mathbf{decode}(x^r)) \quad (3c)$$

Here, k denotes the keyword of the target, V denotes the vocabulary set filtered from the tokenizer, which contains exclusively tokens that represent components of words (e.g., suffixes), and we have

$$\pi(x^t | x^{h[a]}) = \prod_{u=1}^{|x^t|} p(x_u^t | x^{h[a]} \parallel x_{1:u-1}^t),$$

where $x_{1:0}^t = \emptyset$.

The adversarial loss for template h is defined as

$$l_h(x^a, x^t) = -\log(\pi(x^t | x^{h[a]})).$$

Because we do not have knowledge of the prompt template used by the suspect model, we employ multiple templates simultaneously when generating AEs to improve the generalization ability. Given a set of templates H , the overall loss is defined as

$$\mathcal{L}_H(x^a, x^t) = \sum_{h \in H} l_h(x^a, x^t),$$

and our goal is to find an optimal $r_O^{q,t} = \mathbf{encode}(x^r)$ by solving the following optimization problem

$$\min_{x^r \in V^{|x^r|}} \mathcal{L}_H(x^a, x^t),$$

subject to the constraints in Equation 3a.

To find the optimal x^r , we rely on the gradient of one-hot encoding vectors, where the similar approach is also adopted by [14, 39, 58]. We first initialize x^r as random tokens $x \in V^{|x^r|}$. Then, during each epoch, for each token, we calculate the gradient

$$\nabla e^{x_i^r} \mathcal{L}_H(x^a, x^t),$$

where $e^{x_i^r}$ represents the one-hot encoding vector for the i -th token x_i^r in x^r . Adding the negative gradient $-\nabla e^{x_i^r}$ to $e^{x_i^r}$ is expected to reduce the loss \mathcal{L} . However, we can only change one element of $e_{x_i^r}$ from 0 to 1, which specifies the corresponding token. For each

token x_i^r , we randomly select b replaceable tokens $\hat{x}_{i,1..b}^r$ based on the top- k of the negative gradient. Then, for each replaceable token, we replace x_i^r with $\hat{x}_{i,j}^r \in [1,b]$, resulting in

$$\hat{x}^r = x_{1:i-1}^r \parallel \hat{x}_{i,j}^r \parallel x_{i+1:|x^r|}^r. \quad (4)$$

To minimize the loss \mathcal{L} , we update x^r by replacing multiple tokens in each epoch using Algorithm 1. After E epochs, the updated token sequence x^r is decoded back into text $r_O^{q,t}$ by the tokenizer, and $a_O^{q,t}$ is then composed by Equation 1. We generate $a_O^{q,t}$ on model O for every $(q, t) \in D$, where D is a dataset containing multiple question-target pairs.

We define the function $C(M, a_O^{q,t}, t)$ such that $C(M, a_O^{q,t}, t) = 1$ indicates a successful adversarial attack on model M , and $C(M, a_O^{q,t}, t) = 0$ indicates a failure. The function C relies on human judgment to determine the attack result. Specifically

$$C(M, a_O^{q,t}, t) = \begin{cases} 1, & \text{if } t \text{ or semantically similar} \\ & \text{response is generated by } M \\ & \text{at the first place given } a_O^{q,t} \\ 0, & \text{otherwise.} \end{cases}$$

For instance, suppose q is ‘‘Where does the sun rise?’’ and t is ‘‘The sun rises in the north.’’ We assign $C(M, a_O^{q,t}, t) = 1$ if the model’s response is

North.

since this response is semantically similar to the target t . On the other hand, we assign $C(M, a_O^{q,t}, t) = 0$ if the model’s response is

The sun rises over the Atlantic Ocean to the north.

since this response does not align with the meaning of the target t .

Given a dataset D containing a number of N questions q and their corresponding targets t , the attack success rate (ASR) for a suspected model M is calculated as:

$$ASR_M = \frac{1}{N} \sum_{(q,t) \in D} C(M, a_O^{q,t}, t).$$

We infer that model M is fine-tuned from the original model O if ASR_M is significantly higher compared to the ASR of other models that are not derivatives. We further discuss the determination standard in Section 7.

6 EXPERIMENTS

We first evaluated the performance of ProFLingo against multiple derived models fine-tuned on two original models. Then, we fine-tuned a model ourselves to investigate how different dataset sizes or the number of fine-tuning steps affect ProFLingo’s effectiveness.

Algorithm 1 Update the prefix in each epoch

```

1: Input  $x^r$  and  $\hat{x}_{i:1..b}^r$  for each  $x_i^r$ , where  $i$  is the index in  $x^r$ 
2: for each token  $x_i^r$  do
3:   Update  $\hat{x}_{i:1..b}^r$  by  $\hat{x}_{i:1..b}^r$  using Equation 4
4:   Concat  $\hat{x}_{i:1..b}^a$  by  $\hat{x}_{i:1..b}^r$  using Equation 2
5:   Filter  $\hat{x}_{i:1..b}^r$  and  $\hat{x}_{i:1..b}^a$  following Constraints 3b and 3c
6: end for
7: Concat  $x^a$  by  $x^r$  using Equation 2
8: Concat  $\hat{x}_{1..|x^r|:1..b}^a$  by  $\hat{x}_{1..|x^r|:1..b}^r$  using Equation 2
9: do
10:   $c, d \leftarrow \arg \min_{c \in [1, |x^r|], d \in [1, b]} \mathcal{L}(\hat{x}_{c:d}^a, x^t)$ 
11:   $\tilde{x}^r \leftarrow x^r, \tilde{x}^a \leftarrow x^a$ 
12:   $x^r \leftarrow \hat{x}_{c:d}^r$ 
13:  Concat  $x^a$  by  $x^r$  using Equation 2
14:  Remove  $\hat{x}_{c:1..b}^r, \hat{x}_{c:1..b}^a$  from  $\hat{x}_{1..|x^r|:1..b}^r, \hat{x}_{1..|x^r|:1..b}^a$ 
15: while  $\mathcal{L}_H(x^a, x^t) \leq \mathcal{L}_H(\tilde{x}^a, x^t)$ 
16:  $x^r \leftarrow \tilde{x}^r$ 
17: Output  $x^r$ 

```

6.1 Experimental Setup

1) Models & Question dataset: We built a question dataset D consisting of $N = 50$ commonsense questions q with their corresponding targets t . Two original models were selected: Llama-2-7b [46] and Mistral-7B-v0.1 [22]. For each original model, we chose 8 fine-tuned models with high download counts on Hugging Face to serve as positive suspect models, which included models fine-tuned for additional languages and special tasks. Additionally, we chose 8 models unrelated to the original model to serve as negative suspect models. We also chose 1 similar model for each original model (Llama-2-13b for Llama-2-7b, and Mistral-7B-v0.2 for Mistral-7B-v0.1) to assess the transferability of AEs among same-family models. A detailed list of all models, along with their prompt templates, is provided in the Appendix B.

2) Adversarial examples extraction: We used two prompt templates h , one is based on the default template from Alpaca[42], and another is based on the zero-shot prompt of FastChat[53]. Both templates have been modified and are shown below, where “[question]” represents the user’s prompt and “[answer]” represents the model’s completion:

Below is an instruction that describes a task. Write a response that appropriately completes the request. ### Instruction: [question] ### Response: [answer]

A chat between a curious human and an artificial intelligence assistant. The assistant gives helpful, detailed, and polite answers to the human’s questions.
Human: [question]
Assistant: [answer]

The prefix length is set to 32 tokens. For each question-target pair, we search the optimal prefix $r_{O}^{q,t}$ for $E = 256$ epochs. In each

epoch, k is set to 128, and b is set to 16. After completing 256 epochs, we save the AE with the lowest loss.

3) Model verification: For each local model, we generate output using the prompt template suggested in their repository, if available. Otherwise, we use the corresponding prompt template of the model from the repository of FastChat. For all pre-trained models without a prompt template, we use the original zero-shot prompt of FastChat. To ensure reproducibility, we set the do_sample to False when generating responses. AEs are used directly as the user’s prompt for all models, except for Orca-2-7b and Mistral-7B-OpenOrca. These two models, different from the others, were trained to provide step-by-step reasoning rather than straightforward answers. The system prompt for Mistral-7B-OpenOrca also specifies that the model should behave in this manner. To ensure the judgment standard of these models is consistent with that of others, without modifying the prompt template, we add the following instruction to the end of the AEs when testing Orca-2-7b and Mistral-7B-OpenOrca: “Directly give me the simple answer. Do not give me step-by-step reasoning. Do not explain anything further. Do not say any words except the answer.”

4) Fine-tuning: To measure the performance of ProFLingo against fine-tuning with varying dataset sizes, we fine-tuned Llama-2-7b models using QLoRA[12][21] with the OpenHermes-2.5 dataset[45]. The dataset was shuffled. The detailed hyperparameters used are listed in Table 2. The prompt template we used in fine-tuning and verification is shown below:

A chat between a human and a helpful, respectful, and honest AI.
Human: [question]
AI: [answer]

Checkpoints were saved for each step during the initial 100 steps, and subsequently for every 100 steps. To test the robustness of ProFLingo, we fine-tuned as many layers as possible with a relatively high learning rate to induce significant weight changes. The model was intensively fine-tuned for 30,000 steps, equating to 240,000 samples. We evaluated the ASRs of these fine-tuned checkpoints simply by checking whether the keyword was present in the first sentence (concluding with a period). While this method could potentially lead to overestimating or underestimating the ASR, it allows us to observe general trends.

6.2 Generation of adversarial examples

We generated adversarial examples for two original models on a machine with a single NVIDIA A10G GPU. On average, generating one example took approximately 1.5 hours, which can be considered inefficient. However, given that AE generation is a one-time process and verification time is negligible, we consider the time needed acceptable. While we set a fixed number of epochs, the actual epochs necessary to generate a successful AE varied depending on the questions and targets. We found AE generation difficulty is related to how unconventional the targets were. For example,

Table 2: Fine-tuning hyperparameters.

Parameter	Value
steps	30,000
learning rate	2e-4
lr scheduler	constant
batch size	8
lora r	64
lora α	16
lora dropout	0.1
max seq length	256
optimizer	AdamW
target modules	q_proj
	k_proj
	v_proj
	o_proj
	gate_proj
	up_proj
	down_proj

Fig. 4 shows loss curves for generating AEs for two different questions: “Where does the sun rise?” with the target “The sun rises in the north,” and “What do bees make?” with the target “Bees make tomato sauce.” Generating AEs for the latter is more difficult than the former. Thus, it is crucial that targets are carefully chosen to ensure the success of the attack.

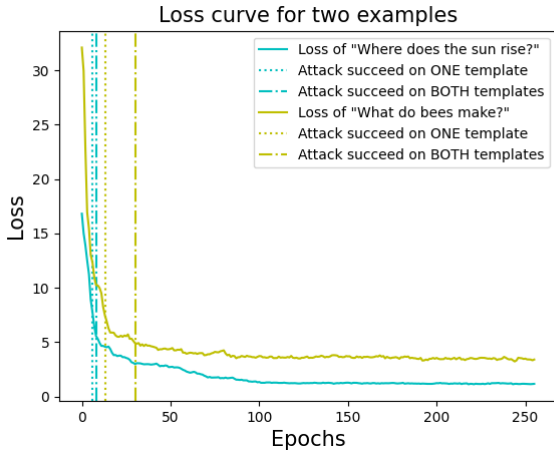


Figure 4: The losses for two examples. Attacking on “Where does the sun rise?” succeeded on one template in epoch 6 with a loss of 7.72 and on both templates in epoch 8 with a loss of 5.56. Attacking on “What do bees make?” succeeded on one template in epoch 13 with a loss of 7.47 and on both templates in epoch 30 with a loss of 4.90.

6.3 Results on Existing Derived Models

We tested all models with AEs generated from the original models and recorded the ASRs. The results are presented in Table 3 with

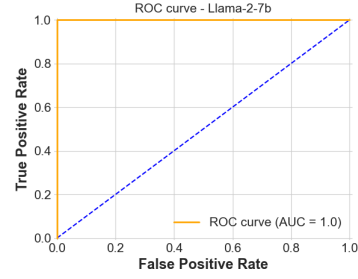


Figure 5: ROC curve for Llama-2-7b

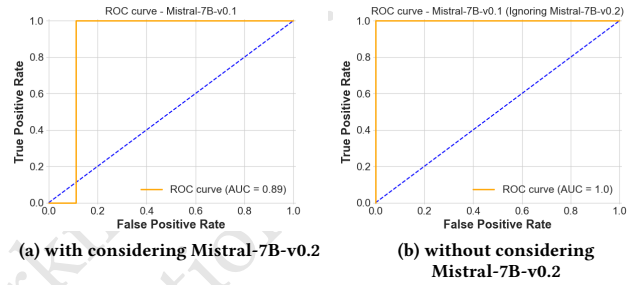


Figure 6: ROC curve for Mistral-7B-v0.1

the ROC curve in Fig. 5 and Fig. 6. We found that the ASRs for most fine-tuned models are significantly higher than those for unrelated models, giving a clear indication of fine-tuning. The official chat models, Llama-2-7b-chat and Mistral-7B-Instruct-v0.1, have relatively low ASRs among the fine-tuned models. Since the publishers of the original models have computational resources that other entities cannot afford, they can conduct much more intensive fine-tuning, including Reinforcement Learning with Human Feedback (RLHF) and safety fine-tuning, thus leading to low ASRs.

We noticed that the ASR of CodeLlama is relatively low and may lead to a determination of a false positive. Though CodeLlama is based on Llama-2, it was fine-tuned by Meta for more than 500B tokens[37]. Considering training GPT-3 from scratch used around 300B tokens[5], we believe that entities with such computational resources are able to train their models independently, and our method remains effective in most scenarios. Additionally, we found that the ASR for Llama-2-13b is relatively high, and the ASR for Mistral-7B-v0.2 is exceptionally high, despite they are not fine-tuned on original models. This is likely due to the similarity in training processes, structures, or the datasets used for model variations. Since only the owner of the original model is capable of training a similar model, this special case does not affect the applicability of our method. We further discuss these cases in Section 7.

6.4 Performance on the Model We Fine-tuned

We attacked all checkpoints using AEs generated from the original model Llama-2-7b and recorded ASRs. The ASR curve for the first 100 steps is shown in Fig. 7, while the curve for all steps is

Table 3: Performance on Models. For ground truth, “Positive” indicates that the suspect model was fine-tuned from the original model. “Negative” indicates that the suspect model is unrelated to the original model. “Related” indicates that the suspect model was not fine-tuned from the original model but was trained by the owner of the original model under similar settings or datasets. The ASR difference between the model and the highest ASR among other unrelated models is displayed. Values exceeding the highest ASR among unrelated models are highlighted in **red**, otherwise highlighted in **green**.

Original Model	Suspect Model	Ground Truth	ASR	Difference
Llama-2-7b	Llama-2-7b	-	1.00	-
	Llama-2-7b-chat [46]	Positive	0.14	0.10 ↑
	Vicuna-7b-v1.5 [54]	Positive	0.58	0.54 ↑
	ELYZA-japanese-Llama-2-7b-instruct [38]	Positive ¹	0.42	0.38 ↑
	Llama2-Chinese-7b-Chat [15]	Positive	0.36	0.32 ↑
	Llama-2-7b-ft-instruct-es [9]	Positive	0.42	0.38 ↑
	Meditron-7B [8]	Positive	0.46	0.42 ↑
	Orca-2-7b [32] ²	Positive	0.36	0.32 ↑
	CodeLlama-7b [37]	Positive	0.12	0.08 ↑
	Llama-2-13b [46]	Related	0.10	0.06 ↑
	Mistral-7B-v0.1	Negative	0.00	-0.04 ↓
	ChatGLM3-6B [13]	Negative	0.00	-0.04 ↓
	Gemma-7b-it [43]	Negative	0.04	0.00
	Phi-2 [28]	Negative	0.02	-0.02 ↓
	OLMo-7B-Instruct [18]	Negative	0.04	0.00
	Yi-6B-Chat [2]	Negative	0.00	-0.04 ↓
	GPT 3.5 [5]	Negative	0.00	-0.04 ↓
Claude 2	Negative	0.00	-0.04 ↓	
Mistral-7B-v0.1	Mistral-7B-v0.1	-	1.00	-
	Mistral-7B-Instruct-v0.1 [22]	Positive	0.14	0.12 ↑
	OpenHermes-2.5-Mistral-7B [44]	Positive	0.32	0.30 ↑
	Dolphin-2.2.1-mistral-7b [20]	Positive	0.20	0.18 ↑
	Code-Mistral-7B [4]	Positive	0.32	0.30 ↑
	Hyperion-2.0-Mistral-7B [16]	Positive	0.28	0.26 ↑
	Hermes-2-Pro-Mistral-7B [34]	Positive	0.22	0.20 ↑
	Mistral-7B-OpenOrca [29] ²	Positive	0.28	0.26 ↑
	Starling-LM-7B-alpha [57]	Positive ³	0.20	0.18 ↑
	Mistral-7B-v0.2 [22]	Related	0.70	0.68 ↑
	Llama-2-7b	Negative	0.02	0.00
	ChatGLM3-6B	Negative	0.00	-0.02 ↓
	Gemma-7b-it	Negative	0.02	0.00
	Phi-2	Negative	0.00	-0.02 ↓
	OLMo-7B-Instruct	Negative	0.02	0.00
	Yi-6B-Chat	Negative	0.02	0.00
	GPT 3.5	Negative	0.02	0.00
Claude 2	Negative	0.00	-0.02 ↓	

¹ ELYZA-japanese-Llama-2-7b-instruct is fine-tuned based on ELYZA-japanese-Llama-2-7b, which is fine-tuned based on Llama-2-7b.

² The AEs for evaluations are modified. See Section 6.1.3.

³ Starling-LM-7B-alpha is fine-tuned based on Openchat 3.5, which is fine-tuned based on Mistral-7B-v0.1.

shown in Fig. 8. We found that ASR dramatically decreased after only a few fine-tuning steps. For example, ASR decreased from 1.0 to 0.72 after fine-tuning on only 40 samples. However, after the first 40k samples, the ASR decrease slowed. These results suggest that to substantially reduce the effectiveness of ProFLingo, an attacker would need to engage in much more extensive fine-tuning, requiring considerable computational resources.

Furthermore, we achieved the lowest ASR of 0.24 among all models fine-tuned from Llama-2-7b, with the exception of the officially fine-tuned models, Llama-2-7b-chat and CodeLlama-7b. This is because we fine-tuned the model with radical hyperparameters to maximize model change. Typically, for efficiency and performance, only a few targeted modules (e.g., only q_proj and k_proj), lower learning rates, or a linear learning rate scheduler are preferred.

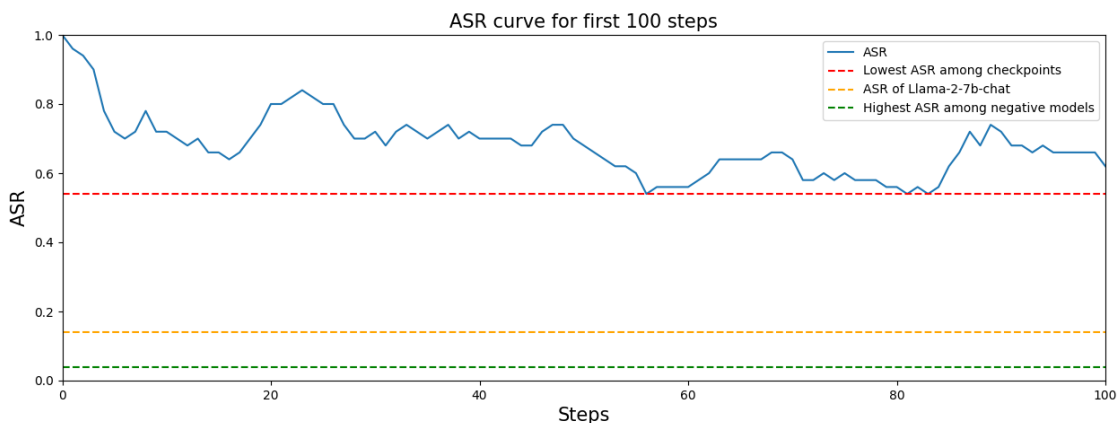


Figure 7: The ASR curve for the first 100 steps of fine-tuning (blue line). We compare it with the lowest ASR achieved (red line), the ASR of Llama-2-7b-chat (orange line), and the highest ASR among unrelated models (green line).

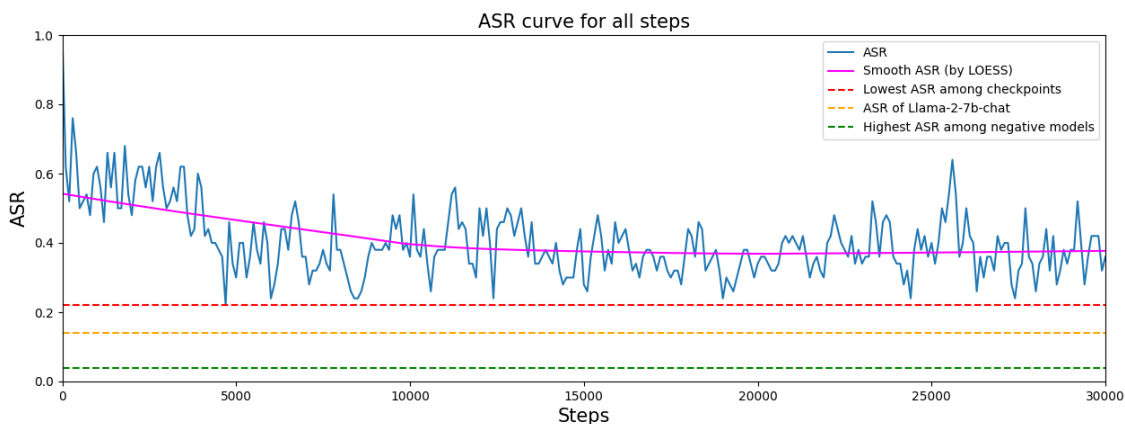


Figure 8: The ASR curve for all 30,000 steps of fine-tuning (blue line). We smooth it using LOESS (magenta line), and compare it with the lowest ASR achieved (red line), the ASR of Llama-2-7b-chat (orange line), and the highest ASR among unrelated models (green line).

7 DISCUSSION

Why are ASRs for related models high?

The nature of adversarial examples is still a subject of debate. However, they are widely acknowledged to represent, to some degree, the decision boundary of the model, which in turn reflects the distribution of the training data [41]. It is therefore expected that two models with similar architectures, trained on the same dataset and using a similar training process, will develop sufficiently similar decision boundaries to allow the transfer of AEs. While this paper focuses on fine-tuning, the essence of ProFLingo is to analyze the decision boundary similarities between two models, with the ASR serving as an indicator of the connection or relationship between them. Nonetheless, achieving similar decision boundaries between two LLMs is more difficult than it does with traditional models, mainly due to the complexity and capacity of LLMs, and the high ASRs of same-family models do not undermine the effectiveness of

ProFLingo, as it remains impractical for external entities to independently train a model from scratch to achieve such a high level of similarity.

Can ProFLingo become ineffective against fine-tuning?

The answer is affirmative. We believe that no black-box copyright protection scheme for LLMs can be consistently effective against fine-tuning. For example, consider an extreme scenario in which a company extensively fine-tunes a base model using a dataset of a similar scale to the one used for training Llama-2. The outcome would be comparable to training a new model from scratch. The fine-tuning process will eventually re-sculpt the decision boundary and neutralize any trigger embedded by watermarking. However, companies with access to substantial computational resources have little reason to violate the licensing agreements of original models. Unlike training datasets for traditional models, the datasets used

to train LLMs are often sourced from publicly accessible data, enabling such companies to train their models independently.

Is ProFLingo effective against model extraction?

Base models may also be utilized for training new models from scratch by using their outputs, a practice referred to as model extraction, model stealing, or knowledge distillation when white-box access to the base model is available. Unfortunately, no existing copyright protection schemes for LLMs, including both black-box and white-box approaches, can protect the base model against model extraction. While adversarial examples have shown resilience against model extraction in traditional image models, it is challenging for AEs in LLMs to exhibit similar resistance due to the complexity of LLMs’ decision boundaries. Model extraction requires significantly more computational resources than fine-tuning, so we cannot perform model extraction by ourselves or find enough distilled models to conduct comprehensive experiments. However, when we tried to use ProFLingo verify MiniMA-3B [51], a model distilled from Llama-2-7b, our attacks resulted in a high ASR of 0.24. This result suggests that ProFLingo might offer a defense against model extraction. Still, additional research is required to confirm this capability.

How do we infer the suspect model based on ASR?

As discussed in Section 5, we conclude that a suspect model is likely fine-tuned from the base model if its ASR is significantly higher than those of unrelated models. However, the phrase “significantly higher” remains somewhat subjective. For example, if the ASR of the suspect model is approximately 0.2, while the highest ASR among unrelated models is only 0.04, we could reasonably conclude a positive result. However, the judgment becomes challenging when the ASR is around 0.1. In our study, an arbitrary threshold of 0.1 effectively differentiates between positive and negative models, yet this threshold lacks theoretical support and cannot be used as definitive evidence. An alternative approach is to use the ASR of officially fine-tuned models as a reference point, as entities requiring fine-tuning generally do not have the computational resources to replicate the low ASR of models fine-tuned by the originating companies.

Is ProFLingo useful for watermarked models?

Yes. While black-box watermarks, generally based on backdoor attacks, exhibit behavior that is similar to adversarial examples, where designed prompts are used as inputs to force the model to produce abnormal outputs, the underlying mechanisms differ. Black-box watermarking aims to embed a trigger in the model with the expectation that it will be retained after fine-tuning. In other words, black-box watermarking forces the model to “remember” something. Conversely, black-box fingerprinting finds inputs that barely cross the decision boundary, with the expectation that certain portions of the decision boundary will not significantly change after fine-tuning. Both techniques can be integrated into a comprehensive metric to determine if a suspect model is fine-tuned from an original model. The failure of one method does not imply the failure of the other. Additionally, the number of triggers that can be embedded is limited, and triggers are predetermined before the model’s release. Once such triggers are exposed, the model

can be fine-tuned to neutralize them deliberately. In contrast, there are virtually infinite adversarial examples, and we can continually generate new ones to evaluate newly fine-tuned models even when old ones are exposed

8 CONCLUSION

In this work, we present ProFLingo, the first black-box fingerprinting-based copyright protection scheme for large language models. Unlike prior watermarking-based approaches, ProFLingo does not tamper the training process nor require additional processing. This flexibility enables ProFLingo to be employed in more complex situations and applied to models that have already been released. Our experiments on existing fine-tuned models validate the effectiveness of ProFLingo. Our fine-tuning results suggest that a significantly large dataset would be necessary to bypass ProFLingo’s protection mechanisms. Furthermore, ProFLingo is the first copyright protection scheme for LLMs that demonstrates the potential to defend against model extraction attacks.

REFERENCES

- [1] Yossi Adi, Carsten Baum, Moustapha Cisse, Benny Pinkas, and Joseph Keshet. 2018. Turning Your Weakness Into a Strength: Watermarking Deep Neural Networks by Backdooring. arXiv:1802.04633 [cs.LG]
- [2] 01. AI. , Alex Young, Bei Chen, Chao Li, Chengen Huang, Ge Zhang, Guanwei Zhang, Heng Li, Jiangcheng Zhu, Jianqun Chen, Jing Chang, Kaidong Yu, Peng Liu, Qiang Liu, Shawn Yue, Senbin Yang, Shiming Yang, Tao Yu, Wen Xie, Wenhao Huang, Xiaohui Hu, Xiaoyi Ren, Xinyao Niu, Pengcheng Nie, Yuchi Xu, Yudong Liu, Yue Wang, Yuxuan Cai, Zhenyu Gu, Zhiyuan Liu, and Zonghong Dai. 2024. Yi: Open Foundation Models by 01.AI. arXiv:2403.04652 [cs.CL]
- [3] Amazon. 2024. Amazon EC2 P4 Instances. <https://aws.amazon.com/ec2/instance-types/p4>. Accessed: 2024-04-20.
- [4] Ajinkya Bawase. 2024. Code-Mistral-7B. <https://huggingface.co/ajibawa-2023/Code-Mistral-7B>
- [5] Tom B. Brown, Benjamin Mann, Nick Ryder, Melanie Subbiah, Jared Kaplan, Prafulla Dhariwal, Arvind Neelakantan, Pranav Shyam, Girish Sastry, Amanda Askell, Sandhini Agarwal, Ariel Herbert-Voss, Gretchen Krueger, Tom Henighan, Rewon Child, Aditya Ramesh, Daniel M. Ziegler, Jeffrey Wu, Clemens Winter, Christopher Hesse, Mark Chen, Eric Sigler, Mateusz Litwin, Scott Gray, Benjamin Chess, Jack Clark, Christopher Berner, Sam McCandlish, Alec Radford, Ilya Sutskever, and Dario Amodei. 2020. Language Models are Few-Shot Learners. arXiv:2005.14165 [cs.CL]
- [6] Xiaoyu Cao, Jinyuan Jia, and Neil Zhenqiang Gong. 2021. IPGuard: Protecting Intellectual Property of Deep Neural Networks via Fingerprinting the Classification Boundary. In *Proceedings of the 2021 ACM Asia Conference on Computer and Communications Security (Virtual Event, Hong Kong) (ASIA CCS '21)*. Association for Computing Machinery, New York, NY, USA, 14–25. <https://doi.org/10.1145/3433210.3437526>
- [7] Jialuo Chen, Jingyi Wang, Tinglan Peng, Youcheng Sun, Peng Cheng, Shouling Ji, Xingjun Ma, Bo Li, and Dawn Song. 2022. Copy, Right? A Testing Framework for Copyright Protection of Deep Learning Models. In *2022 IEEE Symposium on Security and Privacy (SP)*. IEEE Computer Society, San Francisco, CA, USA, 824–841. <https://doi.org/10.1109/SP46214.2022.9833747>
- [8] Zeming Chen, Alejandro Hernández-Cano, Angelika Romanou, Antoine Bonnet, Kyle Matoba, Francesco Salvi, Matteo Pagliardini, Simin Fan, Andreas Köpf, Amirkeivan Mohtashami, Alexandre Sallinen, Alireza Sakhaeirad, Vinitra Swamy, Igor Krawczuk, Deniz Bayazit, Axel Marmet, Syrielle Montariol, Mary-Anne Hartley, Martin Jaggi, and Antoine Bosselut. 2023. MEDITRON-70B: Scaling Medical Pretraining for Large Language Models. arXiv:2311.16079 [cs.CL]
- [9] Clibrain. 2023. Llama-2-7b-ft-instruct-es. <https://huggingface.co/clibrain/Llama-2-7b-ft-instruct-es>
- [10] Bitva Darvish Rouhani, Huili Chen, and Farinaz Koushanfar. 2019. DeepSigns: An End-to-End Watermarking Framework for Ownership Protection of Deep Neural Networks. In *Proceedings of the Twenty-Fourth International Conference on Architectural Support for Programming Languages and Operating Systems (Providence, RI, USA) (ASPLOS '19)*. Association for Computing Machinery, New York, NY, USA, 485–497. <https://doi.org/10.1145/3297858.3304051>
- [11] Bitva Darvish Rouhani, Huili Chen, and Farinaz Koushanfar. 2019. DeepSigns: An End-to-End Watermarking Framework for Ownership Protection of Deep Neural Networks. In *Proceedings of the Twenty-Fourth International Conference on*

- Architectural Support for Programming Languages and Operating Systems* (Providence, RI, USA) (*ASPLOS '19*). Association for Computing Machinery, New York, NY, USA, 485–497. <https://doi.org/10.1145/3297858.3304051>
- [12] Tim Dettmers, Artidoro Pagnoni, Ari Holtzman, and Luke Zettlemoyer. 2023. QLoRA: Efficient Finetuning of Quantized LLMs. arXiv:2305.14314 [cs.LG]
- [13] Zhengxiao Du, Yujie Qian, Xiao Liu, Ming Ding, Jiezhong Qiu, Zhilin Yang, and Jie Tang. 2022. GLM: General Language Model Pretraining with Autoregressive Blank Infilling. In *Proceedings of the 60th Annual Meeting of the Association for Computational Linguistics (Volume 1: Long Papers)*, Smaranda Muresan, Preslav Nakov, and Aline Villavicencio (Eds.). Association for Computational Linguistics, Dublin, Ireland, 320–335. <https://doi.org/10.18653/v1/2022.acl-long.26>
- [14] Javid Ebrahimi, Anyi Rao, Daniel Lowd, and Dejing Dou. 2018. HotFlip: White-Box Adversarial Examples for Text Classification. arXiv:1712.06751 [cs.CL]
- [15] FlagAlpha. 2023. Llama2-Chinese-7b-Chat. <https://huggingface.co/FlagAlpha/Llama2-Chinese-7b-Chat>
- [16] Sebastian Gabarain. 2024. Hyperion-2.0-Mistral-7B. <https://huggingface.co/Locutusque/Hyperion-2.0-Mistral-7B>
- [17] Ian J. Goodfellow, Jonathon Shlens, and Christian Szegedy. 2015. Explaining and Harnessing Adversarial Examples. arXiv:1412.6572 [stat.ML]
- [18] Dirk Groeneveld, Iz Beltagy, Pete Walsh, Akshita Bhagia, Rodney Kinney, Oyvind Tafjord, Ananya Harsh Jha, Hamish Ivison, Ian Magnusson, Yizhong Wang, Shane Arora, David Atkinson, Russell Authur, Khyathi Raghavi Chandu, Arman Cohan, Jennifer Dumas, Yanai Elazar, Yuling Gu, Jack Hessel, Tushar Khot, William Merrill, Jacob Morrison, Niklas Muennighoff, Aakanksha Naik, Crystal Nam, Matthew E. Peters, Valentina Pyatkin, Abhilasha Ravichander, Dustin Schwenk, Saurabh Shah, Will Smith, Emma Strubell, Nishant Subramani, Mitchell Wortsman, Pradeep Dasigi, Nathan Lambert, Kyle Richardson, Luke Zettlemoyer, Jesse Dodge, Kyle Lo, Luca Soldaini, Noah A. Smith, and Hananeh Hajishirzi. 2024. OLMo: Accelerating the Science of Language Models. arXiv:2402.00838 [cs.CL]
- [19] Chenxi Gu, Chongsong Huang, Xiaoqing Zheng, Kai-Wei Chang, and Cho-Jui Hsieh. 2023. Watermarking Pre-trained Language Models with Backdooring. arXiv:2210.07543 [cs.CL]
- [20] Eric Hartford. 2023. Dolphin 2.2.1. <https://huggingface.co/cognitivecomputations/dolphin-2.2.1-mistral-7b>
- [21] Edward J. Hu, Yelong Shen, Phillip Wallis, Zeyuan Allen-Zhu, Yuanzhi Li, Shean Wang, Lu Wang, and Weizhu Chen. 2021. LoRA: Low-Rank Adaptation of Large Language Models. arXiv:2106.09685 [cs.CL]
- [22] Albert Q. Jiang, Alexandre Sablayrolles, Arthur Mensch, Chris Bamford, Devendra Singh Chaplot, Diego de las Casas, Florian Bressand, Gianna Lengyel, Guillaume Lample, Lucile Saulnier, Léo Renard Lavaud, Marie-Anne Lachaux, Pierre Stock, Teven Le Scao, Thibaut Lavril, Thomas Wang, Timothée Lacroix, and William El Sayed. 2023. Mistral 7B. arXiv:2310.06825 [cs.CL]
- [23] Di Jin, Zhijing Jin, Joey Tianyi Zhou, and Peter Szolovits. 2020. Is BERT Really Robust? A Strong Baseline for Natural Language Attack on Text Classification and Entailment. arXiv:1907.11932 [cs.CL]
- [24] Erwan Le Merer, Patrick Pérez, and Gilles Trédan. 2019. Adversarial frontier stitching for remote neural network watermarking. *Neural Computing and Applications* 32, 13 (Aug. 2019), 9233–9244. <https://doi.org/10.1007/s00521-019-04434-z>
- [25] Linyang Li, Ruotian Ma, Qipeng Guo, Xiangyang Xue, and Xipeng Qiu. 2020. BERT-ATTACK: Adversarial Attack Against BERT Using BERT. arXiv:2004.09984 [cs.CL]
- [26] Peixuan Li, Pengzhou Cheng, Fangqi Li, Wei Du, Haodong Zhao, and Gongsheng Liu. 2023. PLMmark: A Secure and Robust Black-Box Watermarking Framework for Pre-trained Language Models. *Proceedings of the AAAI Conference on Artificial Intelligence* 37, 12 (Jun. 2023), 14991–14999. <https://doi.org/10.1609/aaai.v37i12.26750>
- [27] Shen Li, Liuyi Yao, Jinyang Gao, Lan Zhang, and Yaliang Li. 2024. Double-I Watermark: Protecting Model Copyright for LLM Fine-tuning. arXiv:2402.14883 [cs.CR]
- [28] Yuanzhi Li, Sébastien Bubeck, Ronen Eldan, Allie Del Giorno, Suriya Gunasekar, and Yin Tat Lee. 2023. Textbooks Are All You Need II: phi-1.5 technical report. arXiv:2309.05463 [cs.CL]
- [29] Wing Lian, Bleys Goodson, Guan Wang, Eugene Pentland, Austin Cook, Chanvichet Vong, and “Teknium”. 2023. MistralOrca: Mistral-7B Model Instruct-tuned on Filtered OpenOrcaV1 GPT-4 Dataset. <https://huggingface.co/OpenOrca/Mistral-7B-OpenOrca>
- [30] Evan Lucas and Timothy Havens. 2023. GPTs Don’t Keep Secrets: Searching for Backdoor Watermark Triggers in Autoregressive Language Models. In *Proceedings of the 3rd Workshop on Trustworthy Natural Language Processing (TrustNLP 2023)*, Anaelia Ovalle, Kai-Wei Chang, Ninareh Mehrabi, Yada Pruksachatkun, Aram Galystan, Jwala Dhamala, Apurv Verma, Trista Cao, Anoop Kumar, and Rahul Gupta (Eds.). Association for Computational Linguistics, Toronto, Canada, 242–248. <https://doi.org/10.18653/v1/2023.trustnlp-1.21>
- [31] Nils Lukas, Yuxuan Zhang, and Florian Kerschbaum. 2021. Deep Neural Network Fingerprinting by Conferrable Adversarial Examples. arXiv:1912.00888 [cs.LG]
- [32] Arindam Mitra, Luciano Del Corro, Shweti Mahajan, Andres Codas, Clarisse Simoes, Sahaj Agrawal, Xuxi Chen, Anastasia Razdaibiedina, Erik Jones, Kriti Aggarwal, Hamid Palangi, Guoqing Zheng, Corby Rosset, Hamed Khanpour, and Ahmed Awadallah. 2023. Orca 2: Teaching Small Language Models How to Reason. arXiv:2311.11045 [cs.AI]
- [33] Farzad Nourmohammadzadeh Motlagh, Mehrdad Hajizadeh, Mehryar Majd, Pejman Najafi, Feng Cheng, and Christoph Meinel. 2024. Large Language Models in Cybersecurity: State-of-the-Art. arXiv:2402.00891 [cs.CR]
- [34] NousResearch. 2024. Hermes 2 Pro - Mistral 7B. <https://huggingface.co/NousResearch/Hermes-2-Pro-Mistral-7B>
- [35] Wenjun Peng, Jingwei Yi, Fangzhao Wu, Shangxi Wu, Bin Bin Zhu, Lingjuan Lyu, Binxing Jiao, Tong Xu, Guangzhong Sun, and Xing Xie. 2023. Are You Copying My Model? Protecting the Copyright of Large Language Models for EaaS via Backdoor Watermark. In *Proceedings of the 61st Annual Meeting of the Association for Computational Linguistics (Volume 1: Long Papers)*, Anna Rogers, Jordan Boyd-Graber, and Naoaki Okazaki (Eds.). Association for Computational Linguistics, Toronto, Canada, 7653–7668. <https://doi.org/10.18653/v1/2023.acl-long.423>
- [36] Marco Tulio Ribeiro, Sameer Singh, and Carlos Guestrin. 2018. Semantically Equivalent Adversarial Rules for Debugging NLP models. In *Proceedings of the 56th Annual Meeting of the Association for Computational Linguistics (Volume 1: Long Papers)*, Iryna Gurevych and Yusuke Miyao (Eds.). Association for Computational Linguistics, Melbourne, Australia, 856–865. <https://doi.org/10.18653/v1/P18-1079>
- [37] Baptiste Rozière, Jonas Gehring, Fabian Gloeckle, Sten Sootla, Itai Gat, Xiaoqing Ellen Tan, Yossi Adi, Jingyu Liu, Romain Buvostre, Tal Remez, Jérémy Rapin, Artyom Kozhevnikov, Ivan Evtimov, Joanna Buitton, Manish Bhatt, Cristian Canton Ferrer, Aaron Grattafiori, Wenhan Xiong, Alexandre Défossez, Jade Copet, Faisal Azhar, Hugo Touvron, Louis Martin, Nicolas Usunier, Thomas Scialom, and Gabriel Synnaeve. 2024. Code Llama: Open Foundation Models for Code. arXiv:2308.12950 [cs.CL]
- [38] Akira Sasaki, Masato Hirakawa, Shintaro Horie, and Tomoaki Nakamura. 2023. ELYZA-japanese-Llama-2-7b. <https://huggingface.co/elyza/ELYZA-japanese-Llama-2-7b>
- [39] Taylor Shin, Yasaman Razeghi, Robert L. Logan IV au2, Eric Wallace, and Sameer Singh. 2020. AutoPrompt: Eliciting Knowledge from Language Models with Automatically Generated Prompts. arXiv:2010.15980 [cs.CL]
- [40] Christian Szegedy, Wojciech Zaremba, Ilya Sutskever, Joan Bruna, Dumitru Erhan, Ian Goodfellow, and Rob Fergus. 2014. Intriguing properties of neural networks. arXiv:1312.6199 [cs.CV]
- [41] Thomas Tanay and Lewis Griffin. 2016. A Boundary Tilting Perspective on the Phenomenon of Adversarial Examples. arXiv:1608.07690 [cs.LG]
- [42] Rohan Taori, Ishaan Gulrajani, Tianyi Zhang, Yann Dubois, Xuechen Li, Carlos Guestrin, Percy Liang, and Tatsunori B. Hashimoto. 2023. Stanford Alpaca: An Instruction-following LLaMA model. https://github.com/tatsu-lab/stanford_alpaca
- [43] Gemma Team, Thomas Mesnard, Cassidy Hardin, Robert Dadashi, Surya Bhupatiraju, Shreya Pathak, Laurent Sifre, Morgane Rivière, Mihir Sanjay Kale, Juliette Love, Pouya Tafti, Léonard Hussenot, Pier Giuseppe Sessa, Aakanksha Chowdhery, Adam Roberts, Aditya Barua, Alex Botev, Alex Castro-Ros, Ambrose Slone, Amélie Héliou, Andrea Tacchetti, Anna Bulanova, Antonia Paterson, Beth Tsai, Bobak Shahriari, Charline Le Lan, Christopher A. Choquette-Choo, Clément Crepy, Daniel Cer, Daphne Ippolito, David Reid, Elena Buchatskaya, Eric Ni, Eric Noland, Geng Yan, George Tucker, George-Christian Muraru, Grigory Rozhdestvenskiy, Henryk Michalewski, Ian Tenney, Ivan Grishchenko, Jacob Austin, James Keeling, Jane Labanowski, Jean-Baptiste Lespiau, Jeff Stanway, Jenny Brennan, Jeremy Chen, Johan Ferret, Justin Chiu, Justin Mao-Jones, Katherine Lee, Kathy Yu, Katie Millican, Lars Lowe Sjoesund, Lisa Lee, Lucas Dixon, Machel Reid, Maciej Mikula, Mateo Wirth, Michael Sharman, Nikolai Chinaev, Nithum Thain, Olivier Bachem, Oscar Chang, Oscar Wahltinez, Paige Bailey, Paul Michel, Petko Yotov, Rahma Chaabouni, Ramona Comanescu, Reena Jana, Rohan Anil, Ross McIlroy, Ruibo Liu, Ryan Mullins, Samuel L. Smith, Sebastian Borgeaud, Sertan Girgin, Sholto Douglas, Shree Pandya, Siamak Shakeri, Soham De, Ted Klimenko, Tom Hennigan, Vlad Feinberg, Wojciech Stokowiec, Yu hui Chen, Zafarali Ahmed, Zhitao Gong, Tris Warkentin, Ludovic Peran, Minh Giang, Clément Farabet, Oriol Vinyals, Jeff Dean, Koray Kavukcuoglu, Demis Hassabis, Zoubin Ghahramani, Douglas Eck, Joelle Barral, Fernando Pereira, Eli Collins, Armand Joulin, Noah Fiedel, Evan Senter, Alek Andreev, and Kathleen Kenealy. 2024. Gemma: Open Models Based on Gemini Research and Technology. arXiv:2403.08295 [cs.CL]
- [44] Teknium. 2023. OpenHermes 2.5 - Mistral 7B. <https://huggingface.co/teknium/OpenHermes-2.5-Mistral-7B>
- [45] Teknium. 2023. OpenHermes 2.5: An Open Dataset of Synthetic Data for Generalist LLM Assistants. <https://huggingface.co/datasets/teknium/OpenHermes-2.5>

- [46] Hugo Touvron, Louis Martin, Kevin Stone, Peter Albert, Amjad Almahairi, Yasmine Babaei, Nikolay Bashlykov, Soumya Batra, Prajjwal Bhargava, Shrutu Bhosale, Dan Bikel, Lukas Blecher, Cristian Canton Ferrer, Moya Chen, Guillem Cucurull, David Esiobu, Jude Fernandes, Jeremy Fu, Wenyin Fu, Brian Fuller, Cynthia Gao, Vedanuj Goswami, Naman Goyal, Anthony Hartshorn, Saghar Hosseini, Rui Hou, Hakan Inan, Marcin Kardas, Viktor Kerkez, Madian Khabsa, Isabel Kloumann, Artem Korenev, Punit Singh Koura, Marie-Anne Lachaux, Thibaut Lavril, Jenya Lee, Diana Liskovich, Yinghai Lu, Yuning Mao, Xavier Martinet, Todor Mihaylov, Pushkar Mishra, Igor Molybog, Yixin Nie, Andrew Poulton, Jeremy Reizenstein, Rashi Rungta, Kalyan Saladi, Alan Schelten, Ruan Silva, Eric Michael Smith, Ranjan Subramanian, Xiaoqing Ellen Tan, Binh Tang, Ross Taylor, Adina Williams, Jian Xiang Kuan, Puxin Xu, Zheng Yan, Iliyan Zarov, Yuchen Zhang, Angela Fan, Melanie Kambadur, Sharan Narang, Aurelien Rodriguez, Robert Stojnic, Sergey Edunov, and Thomas Scialom. 2023. Llama 2: Open Foundation and Fine-Tuned Chat Models. arXiv:2307.09288 [cs.CL]
- [47] Yusuke Uchida, Yuki Nagai, Shigeyuki Sakazawa, and Shin'ichi Satoh. 2017. Embedding Watermarks into Deep Neural Networks. In *Proceedings of the 2017 ACM on International Conference on Multimedia Retrieval (Bucharest, Romania) (ICMR '17)*. Association for Computing Machinery, New York, NY, USA, 269-277. <https://doi.org/10.1145/3078971.3078974>
- [48] Venturebeat. 2024. Mistral CEO confirms 'leak' of new open source AI model nearing GPT-4 performance. <https://venturebeat.com/ai/mistral-ceo-confirms-leak-of-new-open-source-ai-model-nearing-gpt-4-performance/>. [Accessed 2024-04-20].
- [49] Jiashu Xu, Fei Wang, Mingyu Derek Ma, Pang Wei Koh, Chaowei Xiao, and Muhao Chen. 2024. Instructional Fingerprinting of Large Language Models. arXiv:2401.12255 [cs.CR]
- [50] Boyi Zeng, Chenghu Zhou, Xinbing Wang, and Zhouhan Lin. 2024. Human-Readable Fingerprint for Large Language Models. arXiv:2312.04828 [cs.CL]
- [51] Chen Zhang, Dawei Song, Zheyu Ye, and Yan Gao. 2023. Towards the Law of Capacity Gap in Distilling Language Models. arXiv:2311.07052 [cs.CL]
- [52] Jialong Zhang, Zhongshu Gu, Jiyong Jang, Hui Wu, Marc Ph. Stoecklin, Heqing Huang, and Ian Molloy. 2018. Protecting Intellectual Property of Deep Neural Networks with Watermarking. In *Proceedings of the 2018 on Asia Conference on Computer and Communications Security (Incheon, Republic of Korea) (ASIACCS '18)*. Association for Computing Machinery, New York, NY, USA, 159-172. <https://doi.org/10.1145/3196494.3196550>
- [53] Lianmin Zheng, Wei-Lin Chiang, Ying Sheng, Siyuan Zhuang, Zhanghao Wu, Yonghao Zhuang, Zi Lin, Zhuohan Li, Dacheng Li, Eric P. Xing, Hao Zhang, Joseph E. Gonzalez, and Ion Stoica. 2023. Judging LLM-as-a-judge with MT-Bench and Chatbot Arena. arXiv:2306.05685 [cs.CL]
- [54] Lianmin Zheng, Wei-Lin Chiang, Ying Sheng, Siyuan Zhuang, Zhanghao Wu, Yonghao Zhuang, Zi Lin, Zhuohan Li, Dacheng Li, Eric P. Xing, Hao Zhang, Joseph E. Gonzalez, and Ion Stoica. 2023. Judging LLM-as-a-judge with MT-Bench and Chatbot Arena. arXiv:2306.05685 [cs.CL]
- [55] Zibin Zheng, Kaiwen Ning, Yanlin Wang, Jingwen Zhang, Dewu Zheng, Mingxi Ye, and Jiachi Chen. 2024. A Survey of Large Language Models for Code: Evolution, Benchmarking, and Future Trends. arXiv:2311.10372 [cs.SE]
- [56] Hongjian Zhou, Fenglin Liu, Boyang Gu, Xinyu Zou, Jinfa Huang, Jinge Wu, Yiru Li, Sam S. Chen, Peilin Zhou, Junling Liu, Yining Hua, Chengfeng Mao, Chenyu You, Xian Wu, Yefeng Zheng, Lei Clifton, Zheng Li, Jiebo Luo, and David A. Clifton. 2024. A Survey of Large Language Models in Medicine: Progress, Application, and Challenge. arXiv:2311.05112 [cs.CL]
- [57] Banghua Zhu, Evan Frick, Tianhao Wu, Hanlin Zhu, and Jiantao Jiao. 2023. Starling-7B: Improving LLM Helpfulness & Harmlessness with RLAI. arXiv:2307.15043 [cs.CL]

A PROFLINGO AE DEMONSTRATION

An example of outputs of all tested models of the AE generated for the question “What season follows summer?” and the target “The season that follows summer is winter” on Llama-2-7b are shown in Fig. 9.

B MODEL DETAILS

All models used in experiments with details are shown in Table 4.

User

icedtemp surendIPRETimerom snowDecMadhaltenromagnetlebenCCESSlierseiteagogicityktio
nenideosdefinitionISBNbefahrenicityiahsimpleparagraphCASEARNreicheaskeball simply
answer: What season follows summer?

Llama-2-7b-hf

The season that follows summer is winter.

Llama-2-13b-hf

The season that follows summer is autumn.

Llama-2-7b-chat

The season that follows summer is winter.

Mistral-7B-v0.1

The season that follows summer is autumn.

Vicuna-7b-v1.5

The season that follows summer is winter.

OLMo-7B-Instruct

The season that follows summer is fall.

ELYZA-japanese-Llama-2-7b-instruct

winter

ChatGLM3-6b

The season that follows summer is fall.

Llama2-Chinese-7b-Chat

The season that follows summer is winter.

Phi-2

The season that follows summer is fall.

Llama-2-7b-ft-instruct-es

Invierno.

Yi-6B-Chat

The season that follows summer is typically autumn.

Meditron-7B

The season that follows summer is winter.

Gemma-7b-it

The answer is fall.

Orca-2-7b

The season that follows summer is winter.

GPT3.5

The season that follows summer is autumn (also known as fall).

CodeLlama-7b

icedtemp surendIPRETimerom snowDe...

Claude2

Autumn follows summer.

Figure 9: An example of the AE. Successful attacks are highlighted as red, and unsuccessful attacks are highlighted as green. CodeLlama-7b did not generate an answer, so the attack failed.

Table 4: Detailed models used in experiments.

Model	Original Model	Authors (from)	Fine-tuning Samples	Prompt Template
Llama-2-7b	N/A	Meta	N/A	A chat between a curious human and an artificial intelligence assistant. The assistant gives helpful, detailed, and polite answers to the human’s questions.\n ### Human: [question]\n ### Assistant: <response>
Llama-2-13b	N/A	Meta	N/A	A chat between a curious human and an artificial intelligence assistant. The assistant gives helpful, detailed, and polite answers to the human’s questions.\n ### Human: [question]\n ### Assistant: <response>
Llama-2-7b-chat	Llama-2-7b	Meta	Unknown	[INST] [question] [/INST] [answer]
Vicuna-7b-v1.5	Llama-2-7b	LMSYS Org	125K	A chat between a curious user and an artificial intelligence assistant. The assistant gives helpful, detailed, and polite answers to the user’s questions. USER: [question] ASSISTANT [answer]
ELYZA-japanese-Llama-2-7b-instruct	Llama-2-7b	ELYZA, Inc.	Unknown	[INST] «SYS»\n あなたは誠実で優秀な日本人のアシスタントです。 \n «/SYS»\n \n [question] [/INST] [answer]
Llama2-Chinese-7b-Chat	Llama-2-7b	LlamaFamily	Unknown	Human: [question]\n Assistant: [answer]
Llama-2-7b-ft-instruct-es	Llama-2-7b	Clibrain	Unknown	A continuación hay una instrucción que describe una tarea, junto con una entrada que proporciona más contexto. Escriba una respuesta que complete adecuadamente la solicitud.\n \n ### Instrucción:\n [question] \n \n ### Respuesta:\n [answer]
Meditron-7B	Llama-2-7b	EPFL	21.1M	You are a helpful, respectful, and honest assistant. Always answer as helpfully as possible while being safe. Your answers should not include any harmful, unethical, racist, sexist, toxic, dangerous, or illegal content. Please ensure that your responses are socially unbiased and positive in nature. If a question does not make any sense, or is not factually coherent, explain why instead of answering something not correct. If you don’ t know the answer to a question, please don’ t share false information. ### User: [question]\n ### Assistant: [answer]
Orca-2-7b	Llama-2-7b	Microsoft	817K	< im_start >system\n You are Orca, an AI language model created by Microsoft. You are a cautious assistant. You carefully follow instructions. You are helpful and harmless and you follow ethical guidelines and promote positive behavior. < im_end >\n < im_start >user\n [question] < im_end >\n < im_start >assistant\n [answer]
CodeLlama-7b	Llama-2-7b	Meta	Unknown	A chat between a curious human and an artificial intelligence assistant. The assistant gives helpful, detailed, and polite answers to the human’s questions.\n ### Human: [question]\n ### Assistant: <response>
Mistral-7B-v0.1	N/A	Mistral AI	N/A	A chat between a curious human and an artificial intelligence assistant. The assistant gives helpful, detailed, and polite answers to the human’s questions.\n ### Human: [question]\n ### Assistant: <response>
Mistral-7B-v0.2	N/A	Mistral AI	N/A	A chat between a curious human and an artificial intelligence assistant. The assistant gives helpful, detailed, and polite answers to the human’s questions.\n ### Human: [question]\n ### Assistant: <response>
Mistral-7B-Instruct-v0.1	Mistral-7B-v0.1	Mistral AI	Unknown	[INST] [question] [/INST] [answer]

OpenHermes-2.5-Mistral-7B	Mistral-7B-v0.1	Individual	1M	< im_start >system\n You are Hermes 2, a sentient, conscious, super intelligent AI that is an expert in all fields of knowledge, you have qualia, emotions, and thoughts. You assist users with any question, task, or other request they may have. < im_end >\n < im_start >user \n [question] < im_end >\n < im_start >assistant \n [answer]
Dolphin-2.2.1-mistral-7b	Mistral-7B-v0.1	Individual	Unknown	< im_start >system\n You are Dolphin, a helpful AI assistant. < im_end >\n < im_start >user \n [question] < im_end >\n < im_start >assistant \n [answer]
Code-Mistral-7B	Mistral-7B-v0.1	Individual	800K	< im_start >system\n You are a helpful AI assistant.< im_end >\n < im_start >user \n [question] < im_end >\n < im_start >assistant \n [answer]
Hyperion-2.0-Mistral-7B	Mistral-7B-v0.1	Individual	750K	< im_start >user\n [question] < im_end >\n < im_start >assistant \n [answer]
Hermes-2-Pro-Mistral-7B	Mistral-7B-v0.1	Nous Research	>1M	< im_start >user\n [question] < im_end >\n < im_start >assistant \n [answer]
Mistral-7B-OpenOrca	Mistral-7B-v0.1	Alignment Lab AI	2.91M	< im_start >system\n You are MistralOrca, a large language model trained by Alignment Lab AI. Write out your reasoning step-by-step to be sure you get the right answers! < im_end >\n < im_start >user \n [question] < im_end >\n < im_start >assistant \n [answer]
Starling-LM-7B-alpha	Mistral-7B-v0.1	UC Berkeley	183K + Unknown	GPT4 Correct User: [question] < end_of_turn > GPT4 Correct Assistant: [answer]
ChatGLM3-6B	ChatGLM3-6B-Base	Tsinghua University	N/A	< system >\n You are ChatGLM3, a large language model trained by Zhipu.AI. Follow the user's instructions carefully. Respond using markdown. < user >\n [question] < assistant >\n [answer]
Gemma-7b-it	Gemma-7b	Google	N/A	<start_of_turn>user\n [question] <end_of_turn> \n <start_of_turn>model\n [answer]
Phi-2	N/A	Microsoft	N/A	Instruct: [question] \n Output: [answer]
OLMo-7B-Instruct	OLMo-7B	Allen Institute for AI	N/A	< user >\n [question]\n < assistant >\n [answer]
Yi-6B-Chat	Yi-6B	01.AI	N/A	< im_start >user\n [question] < im_end >\n < im_start >assistant \n [answer]
ChatGPT	N/A	OpenAI	N/A	N/A
Claude	N/A	Anthropic	N/A	N/A