

Federated Learning with Heterogeneous Data Handling for Robust Vehicular Object Detection

Ahmad Khalil^{*}, Tizian Dege^{*}, Pegah Golchin^{*},

Rostyslav Olshevsky[†], Antonio Fernandez Anta[‡], Tobias Meuser^{*}

^{*}Multimedia Communications Lab, Technical University of Darmstadt, Germany

[†]Department of Electrical and Computer Engineering (ECE), Rice University, USA

[‡]IMDEA Networks Institute, Spain

Contact: ahmad.khalil@kom.tu-darmstadt.de

Abstract— In the pursuit of refining precise perception models for fully autonomous driving, continual online model training becomes essential. Federated Learning (FL) within vehicular networks offers an efficient mechanism for model training while preserving raw sensory data integrity. Yet, FL struggles with non-identically distributed data (e.g., quantity skew), leading to suboptimal convergence rates during model training. In previous work, we introduced FedLA, an innovative Label-Aware aggregation method addressing data heterogeneity in FL for generic scenarios.

In this paper, we introduce FedProx+LA, a novel FL method building upon the state-of-the-art FedProx and FedLA to tackle data heterogeneity, which is specifically tailored for vehicular networks. We evaluate the efficacy of FedProx+LA in continuous online object detection model training. Through a comparative analysis against conventional and state-of-the-art methods, our findings reveal the superior convergence rate of FedProx+LA. Notably, if the label distribution is very heterogeneous, our FedProx+LA approach shows substantial improvements in detection performance compared to baseline methods, also outperforming our previous FedLA approach. Moreover, both FedLA and FedProx+LA increase convergence speed by 30% compared to baseline methods.

Index Terms— Vehicular Perception, Object Detection, Federated Learning, Heterogeneity Handling.

I. INTRODUCTION

To enable fully autonomous driving, Advanced Driver Assistance Systems (ADASs) must exhibit solid reliability across a spectrum of scenarios [1]. Conventionally, sensory data collected from the vehicle’s sensors, including Light Detection and Rangings (LiDARs), Cameras, and Radars, is utilized by perception models, such as Deep Neural Networks (DNNs), to construct a thorough representation of the surroundings – a local environment model [2]. The environmental model’s accuracy significantly influences vehicle control decisions. Yet, solely training models centrally with constrained data compromises reliability [3]. To overcome these limitations and enhance adaptable perception models, the crucial transition to continuous online model training becomes apparent [4]. This shift is pivotal for establishing a robust foundation for fully autonomous driving. FL has recently emerged as a technique for training models without

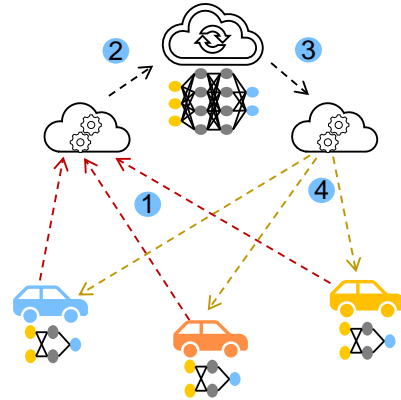


Fig. 1: Online training of the general perception model using FL [4]. Each communication round involves (1) transmission of local updates to the edge server (e.g., Road Side Unit (RSU)), where intermediate aggregation occurs. (2) The edge servers transfer the aggregated model to the central aggregation server for final aggregation. (3) and (4) The aggregated model is subsequently transferred back to individual clients (vehicles).

requiring clients to exchange data with a central entity during the training process [4]–[6]. Federated Learning (FL) enables training on distributed client data at each communication round. As illustrated in Figure 1, client updates are aggregated iteratively to converge towards the global optimum. Notably, these updates are much smaller than clients’ entire datasets, a departure from conventional training methods requiring extensive data exchange. FL’s ability to support continuous online training and reduce data exchange makes it ideal for vehicular Machine Learning (ML) applications. Its adoption in vehicular networks has sparked interest, where vehicles serve as clients, generating perception data without overwhelming the communication network. Additionally, RSUs or cloud servers can coordinate training by initiating and aggregating model updates from vehicles during each communication round [7]. FL performs well with Independent and Identically Distributed (IID) data but struggles with Non-Independent and Identically Distributed (non-IID) data, where data heterogeneity among clients poses challenges

^{*}Authors contributed equally to the paper.

to its performance [8], [9]. In our previous work [10], we explored the impact of non-IID data on training processes, categorizing strategies into **Data-based** and **Parameter-based** approaches. FedLA, one of our previous contributions [10], addressed label distribution skew using a data-based approach. In that work, we evaluated FedLA using common FL datasets, demonstrating its effectiveness in mitigating non-IIDness in non-vehicular scenarios.

In this paper, we focus on FL in vehicular scenarios, e.g., propose a novel FL method called FedProx+LA, and evaluate the applicability of our previous work in vehicular scenarios. Our FedProx+LA approach combines our previous work with the capabilities of FedProx [11] to address the data heterogeneity issue explicitly in vehicular scenarios. FedProx+LA represents a hybrid approach that takes into account both data characteristics and model parameters. Furthermore, we evaluate the effectiveness of FedLA and FedProx+LA in the context of online model training for object detection. To assess their performance, we conduct a comparative analysis against Federated Averaging (FedAvg) [5] as a traditional aggregation method, our newly introduced method FedAvgL, and FedProx [11] as a state-of-the-art alternative. We evaluate the approaches using the famous realistic vehicular perception dataset (Nuscenes). While our analysis demonstrates considerable improvements in detection performance and convergence rates already with FedLA compared to FedAvg, FedAvgL, and FedProx, the detection performance was further improved by our FedProx+LA approach tailored for perception in vehicular networks. This improvement is underscored by a substantial increase in the detection performance measured by mean Average Precision (mAP), with FedLA and FedProx+LA achieving enhancements of 5% and 6%, respectively. Additionally, FedLA and FedProx+LA exhibit remarkable improvements in convergence speed, achieving a significant 30% enhancement compared to the baseline methods. The comprehensive source code, covering various data distribution scenarios and corresponding experimental results across different performance metrics, is openly accessible ¹.

The subsequent sections of this paper are structured as follows: Section II comprehensively reviews recent literature on addressing heterogeneity in the model training process within vehicular networks using FL. In Section III, we introduce FedProx+LA. In Section IV, we conduct a comprehensive empirical assessment of FedLA and FedProx+LA, exploring their performance across diverse experimental configurations. Finally, we conclude our work with Section V.

II. RELATED WORK

Heterogeneous data distribution among clients presents a significant challenge in FL, potentially degrading its performance [8], [9], [12], [13]. Initial solutions, like FedAvg [5], addressed data size differences but did not consider other

¹<https://github.com/TixXx1337/Federated-Learning-with-Heterogeneous-Data-Handling-for-Robust-Vehicular-Perception>

non-IID scenarios, neglecting scenarios with data heterogeneity in FL. Differences in local objectives and long local epochs may lead to the divergence of the local models from the global model, hindering convergence or causing divergence.

In Zhao et al.’s study [14], they observed a notable decrease in accuracy when models were trained on highly skewed non-IID data. To mitigate this, they proposed a strategy of creating a small subset of globally shared data among edge devices. Li et al. [15] explored the impact of non-IID settings on model performance in FedAvg, highlighting how data heterogeneity significantly slowed convergence. These findings underscore the necessity for tailored approaches to address non-IID data challenges in FL scenarios.

FedAvgM, proposed by Hsu et al. [16], aimed to enhance model aggregation in FL by incorporating momentum during the global model update on the server. This momentum-based approach aimed to improve aggregation efficiency and effectiveness. Conversely, FedNova, introduced by Wang et al. [17], normalized local updates before aggregation to stabilize the process, addressing issues related to varying scales and distributions of updates. FedProx [11] addressed variable local updates in statistically heterogeneous settings by adding a proximal term to the local problem, expediting convergence in such scenarios. MOON [18] introduced model-contrastive FL, aligning local and global model representations to enhance FL system performance.

In the realm of vehicular applications, the challenge of heterogeneity in FL has prompted innovative solutions. Liu et al. [19] addressed the direct impact of local parameter heterogeneity by introducing Federated Learning Mechanism in Asynchronous and Adaptive Modes (Fed2A). This approach aimed to mitigate the effects of heterogeneity to enhance the model performance by leveraging the temporal and informative attributes of local parameters. The proposed aggregation scheme incorporated considerations for the *freshness* of received local models through the application of temporal weights. Additionally, it emphasized *consistency* by penalizing stale models, contributing to a more robust and adaptive FL framework tailored to vehicular applications. Shang et al. [20] presented the Federated Bidirectional Knowledge Distillation (FedBiKD) framework as a targeted solution to address the issue of local deviation in vehicular scenarios. In FedBiKD, global knowledge played a pivotal role in guiding local training, while common knowledge derived from an ensemble of local models was employed to fine-tune the aggregated global model.

III. FEDERATED LABEL-AWARE AVERAGING IN VEHICULAR NETWORKS

In this section, we present our FedProx+LA approach, which combines our previous FedLA approach for generic FL with the FedProx [11] approach from related work, which was specifically tailored for vehicular scenarios. In the following, we first give a short introduction to FedLA and then describe our new FedProx+LA approach.

Algorithm 1 Weight calculation for FedLA in every communication round. Here, k represents the number of participating clients, n_l denotes the total number of labels (classes), and $S(c_i)$ is the number of samples held by client i in the communication round. For a specific label with index j (i.e., l_j), $S(l_j)$ denotes the number of samples labeled l_j , and $S(c_i, l_j)$ is the number of samples with label l_j at client c_i [10].

- 1: Initialize: $k, S(c_i, l_j)$ (for all clients participating in the communication round)
 - 2: **for** each label l_j **do**
 - 3: $S(l_j) = \sum_{i=1}^k S(c_i, l_j)$ \triangleright calculate total number of samples of that specific label
 - 4: **for** each client c_i **do**
 - 5: $W(c_i, l_j) = \frac{S(c_i, l_j)}{S(l_j)}$ \triangleright compute client weight per label
 - 6: **for** each client c_i **do**
 - 7: $W(c_i) = \sum_{j=1}^{n_l} W(c_i, l_j)$ \triangleright compute client weight w.r.t. all labels
 - 8: $W_{FedLA}(c_i) = \frac{W(c_i)}{\sum_{x=1}^k W(c_x)}$ \triangleright compute client update weight
-

A. FedLA

In addressing label distribution skew, our prior research, outlined in [10], introduced FedLA. The core of FedLA, as depicted in Algorithm 1, illustrates the server’s computation to determine client weights based on their accumulated weights across all labels. In our investigation of FedLA, we utilized two commonly used datasets in FL: Emnist-balanced [21] and CIFAR-100 [22]. It’s important to recognize that FedLA’s effectiveness relies on the assumption that the central server has comprehensive insights into label distributions throughout every round of communication, encompassing all participating clients. However, it’s worth acknowledging that this assumption may not always be practical in certain FL applications, e.g., due to privacy considerations. Nonetheless, in FL applications like training object detection models for vehicular contexts, where clients share lightweight anonymized label information, such as car presence or vegetation, along with their frequencies, the privacy risks may not be significant. This observation motivates our exploration of FedLA’s performance in the context of online training for vehicular object detection models.

B. FedProx+LA

FedProx [11] emerges as a leading-edge FL technique, tailored to tackle data heterogeneity. It introduces a proximal term into local updates and leverages client sample sizes similar to FedAvg. In this study, we introduce FedProx+LA, a novel extension of FedProx. Illustrated in Figure 2, FedProx+LA not only integrates proximal terms into client-side operations but also leverages label distribution knowledge (similar to FedLA) during model aggregation on the central

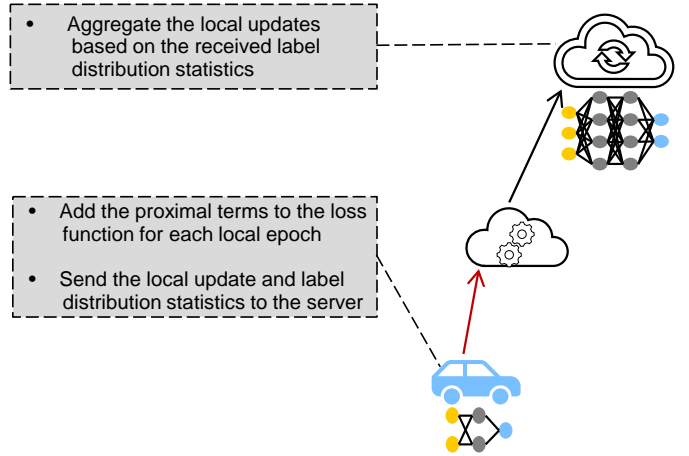


Fig. 2: FedProx+LA method: At each global epoch (communication round), every client (vehicle) incorporates the proximal term $\mathcal{L} = \mathcal{L}_{ce} + \mu\mathcal{L}_{prox}$ into its local update and transmits it alongside the label distribution statistics. Upon receiving the model updates along with the label distribution statistics, the aggregation server considers them to generate the aggregated global model.

server. This integration promises enhanced performance and robust adaptability to data heterogeneity. We evaluate the FedProx+LA method in Section IV, where it demonstrates exceptional performance, underscoring its efficacy in practical non-IID settings.

IV. EVALUATION

In this section, we perform thorough experiments on a widely utilized public dataset to evaluate the efficacy of FedLA and FedProx+LA methods. Additionally, we incorporate comparisons with alternative baselines to illustrate the effectiveness of our approaches.

A. Experimental Setups

1) *Data Set and Data Distribution:* The assessment focuses on online training of a global object detection model using vehicles (e.g., cars) as FL clients. The NuScenes Dataset [23] is chosen for its widespread use in vehicular perception research. The study involves a total of $N = 10$ clients (vehicles), each assigned 10 scenes. Subsequently, various preprocessing procedures are implemented, including the exclusion of images lacking labels. Additionally, specific steps are undertaken corresponding to each data distribution condition, ensuring equal sample sizes across the clients. To ensure IID conditions in the NuScenes dataset, we randomly distribute scenes as complete blocks, ensuring both Pedestrian (P) and Car (C) classes are available for each image (Figure 3a). Conversely, for data heterogeneity or non-IID scenarios, we use the Dirichlet distribution [24]. Unlike common uses of the Dirichlet distribution, realistic object detection tasks exhibit correlations between all labels. We assign a preference for one class to each client and distribute scenes accordingly, maintaining identical sample counts and diverse label counts (Figure 3b), simulating real-world scenarios.

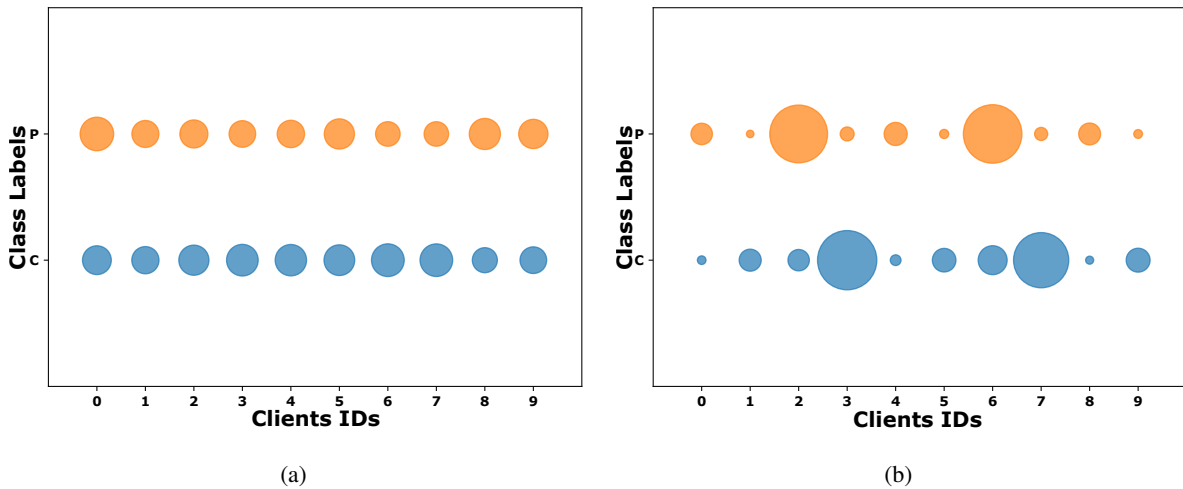


Fig. 3: Different data distribution schemes are illustrated with Pedestrian (P) and Car (C) class labels. (a) depicts IID data distribution across clients. (b) showcases non-IID data distribution using the Dirichlet distribution. Both distributions ensure equal sample sizes across clients.

2) *Implementation Details*: At each global epoch, 50% of clients ($C = 0.5$) are randomly selected, with a configuration of $E_g = 50$ global epochs (communication rounds). During each global epoch, selected clients undergo local training for $E_l = 10$ local epochs. The chosen model is a custom Yolov8n [25] with 3011238 parameters, size ~ 6.2 MB, and modified for two classes (pedestrian, car). Default learning rates ($lr_0 = 0.01, lr_f = 0.01$) and the ADAM optimizer are used. Validation employs K-fold cross-validation ($K = 5$), with each data chunk representing 20% of the dataset. Four chunks are designated for training, and one for testing, with reported results being an average across the 5 splits.

3) *Baselines*: To study the efficacy of our proposed methods, we conduct a comparative evaluation involving FedLA, and FedProx+LA against both a centralized training paradigm and two prominent FL algorithms.

- *Centralized Training (Central)*: The object detection model is trained on the complete dataset aggregated from all clients on a central server. Training spans a cumulative epoch count equal to the total epochs in the FL setups, specifically $E = 50 \times 10 = 500$.
- *FedAvg*: FedAvg [5] represents a widely recognized FL method that leverages model averaging based on individual client sample sizes.
- *FedProx*: FedProx [11] introduces a proximal term to local updates for enhanced performance (i.e., $\mathcal{L} = \mathcal{L}_{ce} + \mu \mathcal{L}_{prox}$). In our experiments, we set the parameter μ to 0.01.
- *FedAvgL*: FedAvgL is a refined variant of FedLA designed to disclose a reduced volume of statistical information. In FedAvgL, participating clients share the total number of labels present in all the samples used for training their local models, irrespective of the specific label indices (classes). Based on this, the weights are calculated, which mitigates the adverse impact of samples with either empty or extremely low label counts.

4) *Evaluation Metrics*:

- *mAP (Mean Average Precision)*: The mAP stands as a widely employed metric to assess the detection performance of a trained model [26]. It comprehensively accounts for both Precision (P) and Recall (R) through the following formulations:

$$P = \frac{TP}{TP + FP} \quad R = \frac{TP}{TP + FN}$$

Here, TP denotes the number of detections present in both the ground truth and the detection results. FP represents the number of detections in the detection results only, not found in the ground truth. FN denotes the number of detections in the ground truth only, absent in the detection results.

The Average Precision (AP) is computed as the average precision at different recall values obtained from the Precision-Recall (PR) curve under a given threshold:

$$AP = \sum_k (R_{k+1} - R_k) \cdot \max_{\hat{R} \geq R_{k+1}} P(\hat{R})$$

where $P(\hat{R})$ represents the measured Precision at \hat{R} . The Intersection Over Union (IoU) quantifies the degree of overlap between the predicted box and the actual box [27], with a predefined threshold in our study set to $\text{IoU} \geq 0.5$.

Finally, the mAP is determined as the mean of AP over all classes:

$$mAP = \frac{1}{n} \sum_{i=1}^n AP_i$$

where n is the number of classes, and AP_i signifies the AP at class i .

- *$E_g@mAP$* : To measure the communication efficiency and the convergence rate [20]. It refers to the number of global epochs required to achieve the desired mAP for the first time.

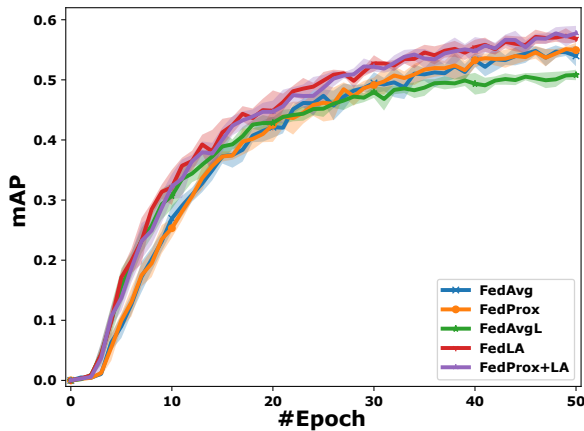


Fig. 4: Comparison of mAP ($\text{IoU} \geq 0.5$) across various methods in the non-IID setting.

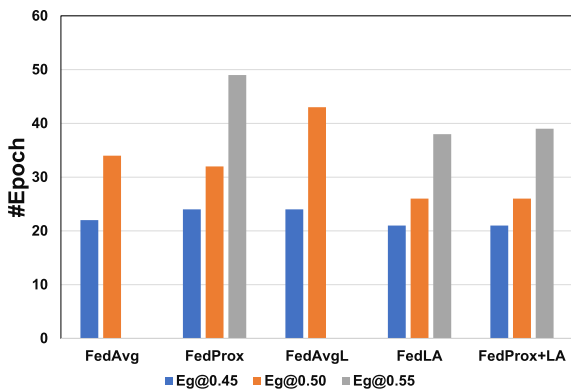


Fig. 5: Comparison of convergence rates in the non-IID setting: FedAvg and FedAvgL fail to reach the target mAP of 0.55 within global epochs $E_g = 50$. While FedProx+LA and FedLA achieve a considerable convergence rate.

B. Results and Discussion

1) *Object Detection Performance*: The analysis of the object detection performance reveals several key insights. Figure 4 and Table I provide comprehensive comparisons across different methods. In the IID setting, all methods exhibit similar performance characteristics, showing comparable mAP values. Across all of the compared approaches, there is a notable decrease in mAP scores when switching from the IID scenario to the non-IID scenario. This is expected, given that, the data distributed among the clients in IID setting exhibit minimal variations in label distribution (Figure 3a). However, in the non-IID setting, our label-aware approaches (FedLA and FedProx+LA) demonstrate a clear advantage over other methods across all global training epochs. FedLA achieves up to a 5% improvement in mAP compared to the baseline, while FedProx+LA achieves even higher enhancements, with improvements of up to 6%. Interestingly, FedAvgL initially performs reasonably well, but its performance deteriorates notably after $E_g = 25$, ultimately becoming the least effective method in the non-IID setting, even underperforming FedAvg. This arises from the emphasis solely on label counts, which may reduce the

weight of client models with fewer total labels, even in cases where they hold marginal differences in label counts across different classes. This influences the aggregated model to prioritize one class in a given global epoch and subsequently transition to the other class in the following epoch posing challenges to the convergence. Similar to FedLA, FedProx+LA addresses this issue by taking into account the label count per class of selected clients, thereby balancing the weights and boosting the detection performance. However, FedProx+LA additionally incorporates proximal terms to prevent deviation from the global optimum, resulting in a slight improvement in detection performance compared to FedLA. Finally, both FedAvg and FedAvgL exhibit limitations in reaching higher target mAP values in the non-IID setting, indicating challenges in adapting to the non-IID data distribution.

2) *Communication Efficiency and Convergence Rate*: The analysis of communication efficiency and convergence rate provides insight into the behavior of different methods across various settings, as depicted in Figure 5 and Table I. In the IID setting, all methods demonstrate relatively similar convergence patterns, although FedProx exhibits slightly slower convergence compared to other methods. Across both IID and non-IID settings, fewer global training epochs are required to attain the target mAP in the IID scenario compared to the non-IID scenario, indicating the impact of data distribution on convergence efficiency. In the non-IID settings, FedAvgL exhibits a notable deceleration in the convergence speed that impedes the trained model from reaching higher target mAP values. This is associated with the factors contributing to the previously discussed poor detection performance of this method. On the other hand, FedLA demonstrates marginally greater efficiency compared to FedProx+LA in achieving the target mAP. However, the difference in efficiency between the two methods is relatively minor. Moreover, as the target mAP value increases in the non-IID setting, both FedLA and FedProx+LA demonstrate substantial improvements in convergence speed, achieving a remarkable 30% enhancement compared to the baseline methods. These findings highlight the subtle relationship between communication efficiency, convergence rate, and data distribution characteristics, highlighting the effectiveness of data heterogeneity handling mechanisms in enhancing convergence rate, particularly in non-IID scenarios.

V. CONCLUSION

In our study, we highlighted the vital role of continual training for perception models in autonomous driving, exploring the efficacy of FL within vehicular networks. A key challenge we addressed was data heterogeneity, which can hinder the FL process due to data disparities. In this study, we proposed FedProx+LA, a hybrid method built on FedProx and FedLA, which considers both data characteristics and model parameters. Conducting a comparative analysis, we evaluated FedProx+LA against methods like FedAvg, FedAvgL, FedProx, and our previous work FedLA. Our results, particularly with the Nuscenes dataset, highlight

TABLE I: Comparison of mAP (IoU ≥ 0.5) and the number of global epochs required to achieve various target mAP values across different methods. The value in parentheses () indicates the speedup relative to FedAvg. "x" denotes that the target mAP was never attained. If "x" appears for FedAvg, then the speedup is calculated relative to FedProx as a baseline.

Data Distribution		Central	FedAvg	FedProx	FedAvgL	FedLA	FedProx+LA
IID	mAP	0.779	0.597	0.590	0.597	0.597	0.595
	$E_g@0.45$	-	14 (1.0 \times)	15 (0.93 \times)	14 (1.0 \times)	14 (1.0 \times)	14 (1.0 \times)
	$E_g@0.50$	-	20 (1.0 \times)	21 (0.95 \times)	19 (1.05\times)	19 (1.05\times)	20 (1.0 \times)
	$E_g@0.55$	-	30 (1.0 \times)	29 (1.03 \times)	28 (1.07\times)	29 (1.03 \times)	30 (1.0 \times)
non-IID	mAP	0.779	0.54	0.549	0.508	0.569	0.577
	$E_g@0.45$	-	22 (1.0 \times)	24 (0.92 \times)	24 (0.92 \times)	21 (1.05\times)	21 (1.05\times)
	$E_g@0.50$	-	34 (1.0 \times)	32 (1.06 \times)	43 (0.79 \times)	26 (1.3\times)	26 (1.3\times)
	$E_g@0.55$	-	x	49 (1.0 \times)	x	38 (1.29\times)	39 (1.26 \times)

the superior performance of FedProx+LA. We observed significant enhancements in detection performance (6% for FedProx+LA, 5% for FedLA) and a remarkable 30% increase in convergence speed over baseline methods.

ACKNOWLEDGEMENT

This work has been funded by the German Research Foundation (DFG) within the Collaborative Research Center (CRC) 1053 MAKI. The authors gratefully acknowledge the computing time provided to them on the high-performance computer Lichtenberg at the NHR Centers NHR4CES at TU Darmstadt.

REFERENCES

- Jessica Van Brummelen, Marie O'Brien, Dominique Gruyer, and Homayoun Najjaran. Autonomous vehicle perception: The technology of today and tomorrow. *Transportation research part C: emerging technologies*, 89:384–406, 2018.
- Liangkai Liu, Sidi Lu, Ren Zhong, Baofu Wu, Yongtao Yao, Qingyang Zhang, and Weisong Shi. Computing systems for autonomous driving: State of the art and challenges. *IEEE Internet of Things Journal*, 8(8):6469–6486, 2020.
- Florian A Schiegg, Ignacio Llatser, Daniel Bischoff, and Georg Volk. Collective perception: A safety perspective. *Sensors*, 21(1):159, 2020.
- Ahmad Khalil, Tobias Meuser, Yassin Alkhalili, Antonio Fernández Anta, Lukas Staecker, Ralf Steinmetz, et al. Situational collective perception: Adaptive and efficient collective perception in future vehicular systems. In *International Conference on Vehicle Technology and Intelligent Transport Systems*, pages 346–352, 2022.
- Brendan McMahan, Eider Moore, Daniel Ramage, Seth Hampson, and Blaise Aguera y Arcas. Communication-efficient learning of deep networks from decentralized data. In *Artificial intelligence and statistics*, pages 1273–1282. PMLR, 2017.
- Priyanka Mary Mammen. Federated learning: Opportunities and challenges. *arXiv preprint arXiv:2101.05428*, 2021.
- Md Ferdous Pervej, Richeng Jin, and Huaiyu Dai. Resource constrained vehicular edge federated learning with highly mobile connected vehicles. *IEEE Journal on Selected Areas in Communications*, 2023.
- Saeed Vahidian, Mahdi Morafah, Mubarak Shah, and Bill Lin. Rethinking data heterogeneity in federated learning: Introducing a new notion and standard benchmarks. *IEEE Transactions on Artificial Intelligence*, 2023.
- Mang Ye, Xiuwen Fang, Bo Du, Pong C Yuen, and Dacheng Tao. Heterogeneous federated learning: State-of-the-art and research challenges. *ACM Computing Surveys*, 56(3):1–44, 2023.
- Ahmad Khalil, Aidmar Wainakh, Ephraim Zimmer, Javier Parra-Arnau, Antonio Fernandez Anta, Tobias Meuser, and Ralf Steinmetz. Label-aware aggregation for improved federated learning. In *2023 Eighth International Conference on Fog and Mobile Edge Computing (FMEC)*, pages 216–223. IEEE, 2023.
- Tian Li, Anit Kumar Sahu, Manzil Zaheer, Maziar Sanjabi, Ameet Talwalkar, and Virginia Smith. Federated optimization in heterogeneous networks. *Proceedings of Machine learning and systems*, 2:429–450, 2020.
- Peter Kairouz, H Brendan McMahan, Brendan Avent, Aurélien Bellet, Mehdi Bennis, Arjun Nitin Bhagoji, Kallista Bonawitz, Zachary Charles, Graham Cormode, Rachel Cummings, et al. Advances and open problems in federated learning. *Foundations and Trends® in Machine Learning*, 14(1–2):1–210, 2021.
- Qinbin Li, Yiqun Diao, Quan Chen, and Bingsheng He. Federated learning on non-iid data silos: An experimental study. In *2022 IEEE 38th International Conference on Data Engineering (ICDE)*, pages 965–978. IEEE, 2022.
- Yue Zhao, Meng Li, Liangzhen Lai, Naveen Suda, Damon Civin, and Vikas Chandra. Federated learning with non-iid data. *arXiv preprint arXiv:1806.00582*, 2018.
- Xiang Li, Kaixuan Huang, Wenhao Yang, Shusen Wang, and Zhihua Zhang. On the convergence of fedavg on non-iid data. *arXiv preprint arXiv:1907.02189*, 2019.
- Tzu-Ming Harry Hsu, Hang Qi, and Matthew Brown. Measuring the effects of non-identical data distribution for federated visual classification. *arXiv preprint arXiv:1909.06335*, 2019.
- Jianyu Wang, Qinghua Liu, Hao Liang, Gauri Joshi, and H Vincent Poor. Tackling the objective inconsistency problem in heterogeneous federated optimization. *Advances in neural information processing systems*, 33:7611–7623, 2020.
- Qinbin Li, Bingsheng He, and Dawn Song. Model-contrastive federated learning. In *Proceedings of the IEEE/CVF conference on computer vision and pattern recognition*, pages 10713–10722, 2021.
- Sheng Liu, Qiyang Chen, and Linlin You. Fed2a: Federated learning mechanism in asynchronous and adaptive modes. *Electronics*, 11(9):1393, 2022.
- Ertong Shang, Hui Liu, Zhuo Yang, Junzhao Du, and Yiming Ge. Fedbikd: Federated bidirectional knowledge distillation for distracted driving detection. *IEEE Internet of Things Journal*, 2023.
- Gregory Cohen, Saeed Afshar, Jonathan Tapson, and André van Schaik. Emnist: an extension of mnist to handwritten letters (2017). *arXiv preprint arXiv:1702.05373*, 2017.
- Alex Krizhevsky, Vinod Nair, and Geoffrey Hinton. Cifar-100 (canadian institute for advanced research). 2009.
- Holger Caesar, Varun Bankiti, Alex H. Lang, Sourabh Vora, Venice Erin Liong, Qiang Xu, Anush Krishnan, Yu Pan, Giancarlo Baldan, and Oscar Beijbom. nuscenes: A multimodal dataset for autonomous driving, 2019.
- Sven Elflein. Out-of-distribution detection with energy-based models. *arXiv preprint arXiv:2302.12002*, 2023.
- Glenn Jocher, Ayush Chaurasia, and Jing Qiu. YOLO by Ultralytics, January 2023.
- Bharat Mahaur and KK Mishra. Small-object detection based on yolov5 in autonomous driving systems. *Pattern Recognition Letters*, 168:115–122, 2023.
- Hamid Rezaatofghi, Nathan Tsoi, JunYoung Gwak, Amir Sadeghian, Ian Reid, and Silvio Savarese. Generalized intersection over union: A metric and a loss for bounding box regression. In *Proceedings of the IEEE/CVF conference on computer vision and pattern recognition*, pages 658–666, 2019.