



Uncovering What, Why and How:

A Comprehensive Benchmark for Causation Understanding of Video Anomaly

Hang Du^{1*}, Sicheng Zhang^{2*}, Binzhu Xie^{2*}, Guoshun Nan^{1†}, Jiayang Zhang¹, Junrui Xu¹, Hangyu Liu¹, Sicong Leng³, Jiangming Liu⁴, Hehe Fan⁵, Dajiu Huang⁶, Jing Feng⁶, Linli Chen⁶, Can Zhang¹, Xuhuan Li¹, Hao Zhang¹, Jianhang Chen¹, Qimei Cui¹, Xiaofeng Tao¹

¹Beijing University of Posts and Telecommunications ²Queen Mary University of London

³Nanyang Technological University ⁴Yunnan University

⁵Zhejiang University ⁶China Telecom Co., Ltd. Sichuan Branch

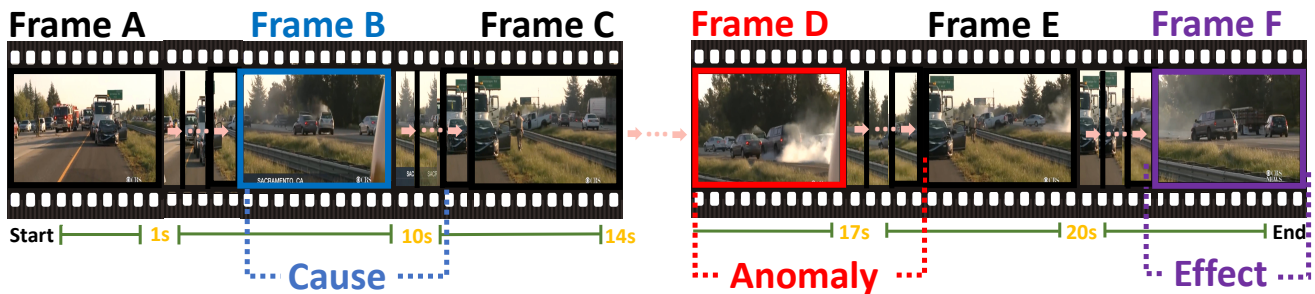


Figure 1. **Illustration of causations of video anomaly.** The clip started at Frame D refers to a traffic accident, which was caused by the event indicated with Frame B 7 seconds before. The clip in Frame F shows the effect of such an anomaly. A model needs to understand such a long-range relation in the video to yield correct text-based explanations.

Abstract

Video anomaly understanding (VAU) aims to automatically comprehend unusual occurrences in videos, thereby enabling various applications such as traffic surveillance and industrial manufacturing. While existing VAU benchmarks primarily concentrate on anomaly detection and localization, our focus is on more practicality, prompting us to raise the following crucial questions: “what anomaly occurred?”, “why did it happen?”, and “how severe is this abnormal event?”. In pursuit of these answers, we present a comprehensive benchmark for Causation Understanding of Video Anomaly (CUVA). Specifically, each instance of the proposed benchmark involves three sets of human annotations to indicate the “what”, “why” and “how” of an anomaly, including 1) anomaly type, start and end times, and event descriptions, 2) natural language explanations for the cause of an anomaly, and 3) free text reflecting the effect of the abnormality. In addition, we also introduce MMEval, a novel evaluation metric designed to bet-

ter align with human preferences for CUVA, facilitating the measurement of existing LLMs in comprehending the underlying cause and corresponding effect of video anomalies. Finally, we propose a novel prompt-based method that can serve as a baseline approach for the challenging CUVA. We conduct extensive experiments to show the superiority of our evaluation metric and the prompt-based approach. Our code and dataset are available at <https://github.com/fesvhtr/CUVA>.

1. Introduction

Anomalies represent occurrences or scenarios that deviate from the norm, defying expectations and straying from routine conditions [2, 3, 8, 13]. These events are typically characterized by their unique, sudden, or infrequent nature, often demanding special attention or intervention [44].

Recently proliferated video anomaly understanding (VAU) [35, 58] aims at automatically comprehending such abnormal events in videos, thereby facilitating various applications such as traffic surveillance, environmental monitoring, and industrial manufacturing. In this direction, video

*Equal Contribution

†Corresponding Author: Guoshun Nan (nanguo2021@bupt.edu.cn)

anomaly detection and localization, which refer to identifying abnormal occurrences, and localizing temporally or spatially locate anomalous events in videos, has attracted enormous attention [11, 25, 29, 37, 54, 55, 57, 59, 64].

Existing VAU benchmarks [9, 20, 52] and approaches [10, 15, 16, 19, 38, 49, 63, 68, 72] primarily focus on the aforementioned anomaly detection and localization tasks, while the underlying cause and the corresponding effect of these occurrences, are still largely under-explored. These cues are crucial for perceiving the abnormality and making decisions based on human-interpretable explanations. Figure 1 demonstrates a scene of a traffic accident involving many vehicles. “The accident occurred because a white car parked by the roadside, and a dark gray car traveled at high speed to swerve and rear-end the black car next to it.” Challenges of comprehending such a cause of the accident include: 1) *capturing key cues in the long video*: a model needs to recognize the white car at the moment indicated by Frame B, which is 7 seconds before the accident in the clip indicated by Frame D. It is challenging for a model to capture such a long-range relation. 2) *building a logic chain of the cause-effect*: a model needs to further learn rich interactions among clips in the video, indicated by Frame B, Frame C, and Frame D, to build a logic chain of causation of the anomaly, facilitating the generation of the explanations and results. The above two challenges require the development of causation understanding methods that specifically take these characteristics of video anomaly into consideration.

Previous works have demonstrated the great importance of leveraging large, high-quality, and challenging benchmarks to develop and evaluate the state-of-the-art deep learning methods for the VAU task [1, 18, 30, 39, 47, 53]. Along this line, existing benchmarks have shown their promise [8, 44, 59]. Towards VAU in more practical real-world scenarios, they have some limitations: 1) *Lack of cause and effect explanations*. Existing annotations involve the periods when anomalies occur, without providing an explanation of the underlying cause and the effect, as well as the descriptions of targeting anomaly. 2) *Lack of proper evaluation metrics*. Some remotely related metrics to measure the text-based explanation or description of the video anomaly, such as BLEU [42] and ROUGE [26], can not be directly applied to measure multimodal VAU tasks, as they are designed only for text modality. 3) *Limited length of videos*. In real-world scenarios, a piece of video may include more than 1.5 minutes [4]. However, samples in existing VAU usually have fewer than 30 seconds, which greatly simplifies the challenges of VAU in real-world cases.

The above limitations of existing datasets call for a benchmark of Causation Understanding of Video Anomaly. Towards that, we present CUVA, a comprehensive benchmark that contains high-quality annotations of 1,000 videos from the real world, covering 10 major categories, and 42

subcategories of different anomaly types, each involving a 117-second long video and “65.7” tokens across “4.3” sentences on average. Specifically, we manually write free-text explanations to detail the underlying cause and the corresponding effects, the descriptions of these events, and the relationships among them. Moreover, we come up with a novel evaluation metric to measure the capability of a method on the challenging CUVA. We also propose a novel prompt-based approach based on video large language model (VLM) [24, 36, 66]. Experiments show the superiority of the metric and the proposed method. The main contributions of our work can be summarised as follows:

- We develop CUVA, a new benchmark for causation understanding of video anomaly. To the best of our knowledge, CUVA is the first large-scale benchmark focused on the causation of video anomalies. Compared with existing datasets, our dataset is more comprehensive and more challenging with much higher-quality annotations.
- We present a novel metric to measure the challenging CUVA in a human-interpretable manner, and introduce a prompt-based method to capture the key cues of anomalies and build a logic chain of the cause-effect.
- We conduct extensive experiments on the proposed CUVA. Results show that CUVA enables us to develop and evaluate various VLM methods for causation understanding of video anomalies closer to real-world cases.

2. Related Work

Anomaly Datasets: Existing VAU datasets primarily focus on anomaly detection and localization, and can be broadly categorized into weakly-supervised ones [51, 59], and semi-supervised ones [2, 34, 44, 46]. These datasets emphasize the time points or time periods of anomalous events based on frame-level or pixel-level annotations. Our CUVA significantly differs from the existing datasets in these aspects. More detailed comparisons are available in Table 1.

Evaluation Metrics: VAU evaluation metrics [62] include, reference-based ones such as ROUGE [26] and BLEURT [48], answer-based ones such as BLEU [42], Rankgen [22] and QAFactEval [14], and others such as Longformer [6], UniEval [71] and MoverScore [70]. Recently, various GPT-based metrics [5, 7, 61] have been developed. The key difference between our proposed MMEval and the above ones is: MMEval aims to evaluate the video and text anomaly understanding based on a large language model, while the existing one focuses on a single modality.

Methods: Video large language models (VLM) have been widely used for text generation based on videos [23, 36, 50, 69], exploring prompts to unlock the capability of VLMs. Prompt-based methods can be categorized into “hard prompt” and “soft prompt” [12, 31, 32, 45]. For the challenging CUVA task, we proposed a novel method that leverages both hard prompts and soft ones to tackle two

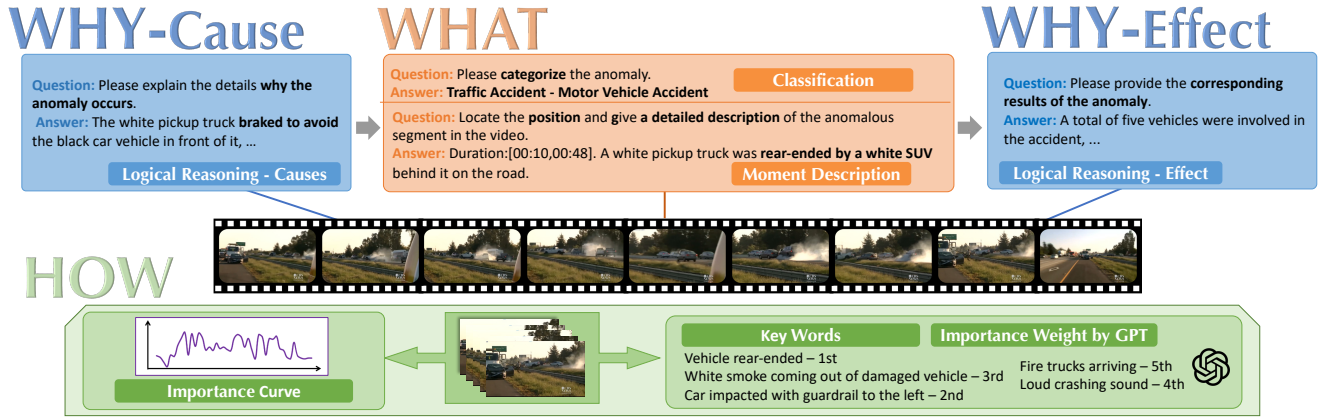


Figure 2. **Overview of the proposed CUA benchmark.** Our CUA benchmark consists of manual text-based annotation, including detailed explanations of cause (Why) and effect (Why), anomaly types (What), detailed event descriptions (What), as well as importance scores that can form a curve of events (How).

challenges raised at the beginning, i.e., capturing the key cues and building a logic chain of anomaly causation.

3. The Proposed CUA Benchmark

In this section, we first introduce some CUA sub-tasks. Then we show how we collect and annotate data. We also provide a quantitative analysis of the benchmark. The overview of our CUA is demonstrated in Figure 2.

3.1. Task Definition

What anomaly occurred: This task includes two objectives: anomaly classification and anomaly description. *Anomaly Classification* includes all the anomaly classes present in the video, which are taken from our database of predefined anomaly classes, as shown in Figure 4 (a). Each video has multiple anomaly classes at different levels, and this task will challenge the model’s ability to detect anomaly classes at multiple levels of granularity. *Anomaly Moment Description* includes the timestamp in which the anomaly occurs and a detailed description of the anomalous event.

Why this anomaly happened: This task aims to describe the causal relationships within the video. Anomaly reasoning describes the reasons for the occurrence of anomalies in the video. This task requires the model to infer the cause of the anomaly based on the video content and describe it in natural language, which challenges the model’s ability of video comprehension and reasoning. Anomaly results primarily describe the impacts caused by anomalous events in the video. It mainly tests the model’s ability to handle details of anomalous events in the video.

How severe this anomaly: This task aims to reflect the changing trends in the severity of anomalies within the video. Thus, we propose a novel annotation approach called the importance curve. Details of our importance curve’s

pipeline can be found in Figure 3. This approach has three advantages: 1) It provides an intuitive representation of the temporal variation in anomaly severity within the video. 2) It offers a more intuitive depiction of the inherent causal relationships among anomalous events in the video. 3) Such an approach enables us to unify various Video Temporal Grounding labels and tasks (e.g. Moment Retrieval, Highlight Detection, Video Summarization) under the same framework.*

3.2. Dataset Collection

We crawled data from prominent video platforms such as Bilibili and YouTube[†]. And we discarded videos that encompass sensitive themes such as pornography and politics. Throughout the data collection process, we thoroughly analyze the quantity and quality of videos in each category, which in turn lead to the selection of the final 11 categories of anomalous videos. These videos are then categorized into 11 main categories, such as “robbery”, “traffic accident” and “fire”. Each major category is further divided into subcategories. For example, we divided the “fire” category into the “commercial building fire”, “forest fire”, “factory fire” and “residential fire” subcategories. In this way, we obtain 42 subcategories in total.

3.3. Annotation Pipeline

Our dataset construction pipeline involves three stages: pre-processing, manual annotation, and importance curve processing. The whole process takes about 150 hours with over 20 annotators.[‡]

*More details are available in Section 2 of Appendix A.

[†]We have obtained permission from Bilibili www.bilibili.com and YouTube www.youtube.com to use their video data for non-commercial purposes.

[‡]More details of our dataset are available in Section 3 of Appendix A.

| Dataset | Domain | Video | | | | # Anomaly Types | QA | | | |
|--------------------------|------------|----------------|--------------|---------|------------|-----------------|----------------------|------------------|------------------|------------------|
| | | # Total Frames | Total Length | A.C.L. | Audio | | Localization | Description | Reasoning | Outcome |
| UCF-Crimes [51] | Crime | 13,741,393 | 128.0h | 242.5s | No | 13 | Frame | NA | NA | NA |
| XD-Violence [59] | Volence | 114,096 | 21.07h | 164.3s | Yes | 6 | Frame | NA | NA | NA |
| ShanghaiTech [34] | Pedestrian | 317,398 | - | - | No | 13 | Bounding-box | NA | NA | NA |
| UCSD Ped1 [56] | Pedestrian | 14,000 | 0.1h | 6.6s | No | 5 | Bounding-box | NA | NA | NA |
| UCSD Ped2 [56] | Pedestrian | 4,560 | 0.1h | 6.6s | No | 5 | Bounding-box | NA | NA | NA |
| CUHK Avenue [33] | Pedestrian | 30,652 | 0.5h | 1.4s | No | 5 | Bounding-box | NA | NA | NA |
| TAD [64] | Traffic | 721,280 | 1.2h | 36.8s | Irrelevant | 4 | Bounding-box | NA | NA | NA |
| Street Scene [44] | Traffic | 203,257 | 380.6s | 3.7s | No | 17 | Bounding-box | NA | NA | NA |
| CamNuvem [11] | Robbery | 6,151,788 | 57h | 192.2s | No | 1 | Frame | NA | NA | NA |
| Subway Entrance [3] | Pedestrian | 86,535 | 1.5h | - | No | 5 | Frame | NA | NA | NA |
| Subway Exit [3] | Pedestrian | 38,940 | 1.5h | - | No | 3 | Frame | NA | NA | NA |
| UCF-Crime Extension [41] | Crime | 734,400 | 7.5h | 112.5s | No | 1 | Frame | NA | NA | NA |
| BOSS [54] | Multiple | 48,624 | 0.5h | 660.0 s | No | 11 | Frame | NA | NA | NA |
| UMN [37] | behaviors | 3,855 | 0.1h | 29.1s | No | 1 | Frame | NA | NA | NA |
| UBnormal [2] | Multiple | 236,902 | 2.2h | 14.6s | No | 22 | Pixel-level | NA | NA | NA |
| CUVA (Ours) | Multiple | 3,345,097 | 32.5h | 117.0s | Yes | 42 | Time Duration | Free-text | Free-text | Free-text |

Table 1. **Comparisons between the proposed CUVA and existing VAU datasets.** Our CUVA is the first large-scale benchmark for causation understanding of video anomaly. It encompasses samples from 42 domains, such as vandalism, traffic accidents, fire incidents, and pedestrian incidents, etc. CUVA sub-tasks primarily focus on the evaluation of causation understanding of video anomaly, and these tasks answer the “What”, “Why” and “How” of an anomaly. All textual descriptions or explanations are annotated in **free-text** format. Here **A.C.L.** typically stands for “Average Clip Length.”

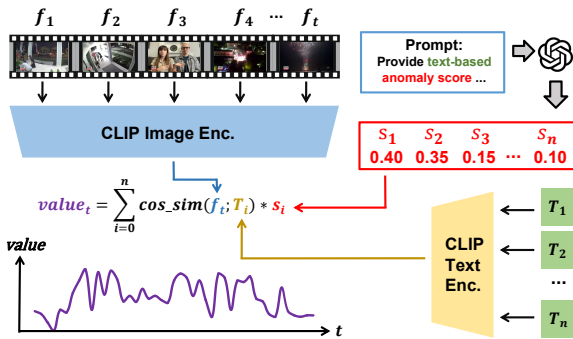


Figure 3. **Pipeline of generating an importance curve.** Annotators need to consider previous tasks (e.g., Logical Description, Moment Description) and video content to create 3 to 6 short sentences T_i describing all events in the video. We rank these sentences’ anomaly severity by ChatGPT [40] and obtain anomaly scores s . Simultaneously, we sample frames f_t from the video and use CLIP [43] to measure the similarity between sentences and frames. The resulting similarity scores are multiplied by the anomaly scores for each sentence to get $value_t$ for each frame.

3.3.1 Pre-processing

First, we crawl videos from Bilibili and YouTube. Then, we manually cut the collected videos to ensure the quality of video content and exclude non-ethical content and sensitive information through manual screening.[§] Throughout the dataset collection and annotation process, we strictly follow the ethical requirement of the website.[¶] Finally, 1,000 anomaly video clips are obtained.

[§]Detailed screening criteria can be found in Section 4 of Appendix A.

[¶]More details about ethical consideration are presented in Section 5 of Appendix A.

3.3.2 Manual Annotation

We annotate the videos in English according to the designed annotation document, and the annotation is divided into two rounds. We employ a mechanism similar to kappa [60] to screen and train annotators, ensuring the consistency of their annotation content. In the first round, We ask annotators to annotate all videos according to the task definition. In the second round, we ask these annotators to review and supplement the annotation results of the first round.

3.3.3 Post-processing of Importance Curve

Due to the limited capabilities of the CLIP model and sampling intervals, the initial curve may fail to accurately reflect the time periods of anomalies, which significantly impacts the effectiveness of downstream tasks. Thus, we incorporate the following three tasks to optimize the importance curve, such as Video Captioning [24], Video Entailment [67], and Video Grounding [27] respectively. Based on these tasks, we employ a voting mechanism to precisely identify the time segments in the video corresponding to the given key sentences.^{||}

3.4. Dataset Statistics

Our CUVA dataset contains 1,000 video clips and 6,000 question-answer pairs, the total length of these videos is 32.46 hours, and the average frames of videos is 3,345. The frames are extracted from the original videos at a rate of 60 FPS. The videos encompass a wide range of domains. Then,

^{||}Details can be found in Section 6 of Appendix A.

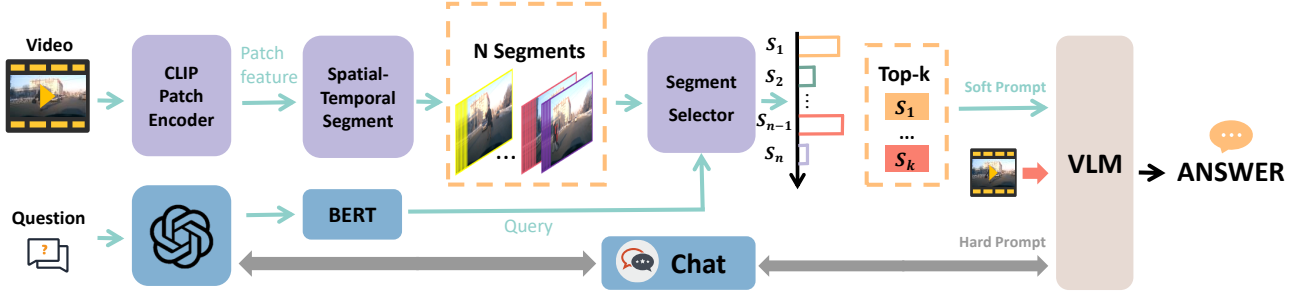


Figure 5. Architecture of the proposed prompt-based method A-Guardian.

by pooling frame features along the temporal dimension, where $f_{kt} \in \mathbb{R}^{T \times D}$:

$$s_k = \text{Pooling}(f_{k1}, f_{k2}, \dots, f_{kT}) \quad (2)$$

Similarly, the question feature is obtained by pooling the word features, where $w_z \in \mathbb{R}^{Z \times D}$ and $q \in \mathbb{R}^D$

$$q = \text{Pooling}(w_1, \dots, w_z) \quad (3)$$

After that, we select the patch features of the top k segments using cross-modal temporal attention and top- k selection from MIST [17], as expressed by the following formulation. The term "selector" corresponds to a top- k selection function utilized to pick the video segment features from the Top_k segments considering the question.

$$\mathbf{X}_t = \mathbf{selector}_{Top_k} \left(\text{softmax} \left(\frac{\mathbf{q} \cdot \mathbf{s}^T}{\sqrt{d_k}} \right), \mathbf{S} \right) \quad (4)$$

4.3. Answer Prediction

Finally, we follow a previous work [21] to concatenate the hard prompts and soft prompts and feed them into the VLM for inference. During the training phase, we employ GPT to generate candidate answers and data augmentation. We only finetune the selector by optimizing the softmax cross-entropy loss, aligning the predicted similarity scores with the ground truth.^{††}

5. Experiment

5.1. The Proposed MMEval Metric

Given that our dataset extensively employs free-text descriptions to delineate both anomalous events with their causal relationships, and recognizing CUVA is a multimodal dataset (integrating video, text, and appended comments), which necessitates a shift from solely relying on Natural Language Generation (NLG) metrics to a broader consideration that encompasses the rich multimodal input

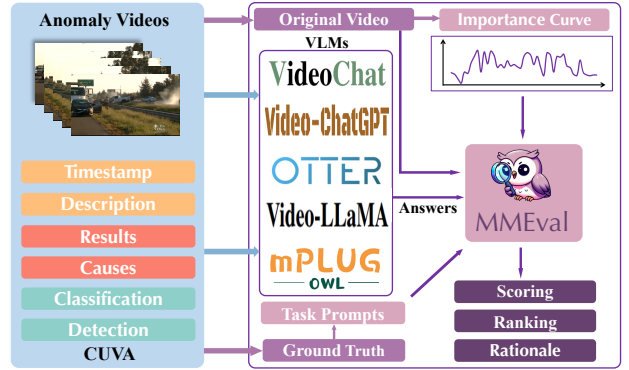


Figure 6. Overview of our MMEval metric.

information. Thus, we introduce a novel evaluation metric namely MMEval as depicted in Figure 6. In order to assess the model’s performance from a multimodal perspective and infuse human-like reasoning abilities into the evaluation metric, we choose Video-ChatGPT [36] as our foundation model. We utilize natural language prompts to guide MMEval in specifying the task types to be evaluated and design three natural language prompts, each corresponding to one of the three free-text descriptions in the dataset. To enhance the robustness of the model, we utilize curve labels to help VLM focus more on segments of anomalies within the video. Specifically, by setting thresholds to extract periods of important events in the curve, we perform dense sampling on that segment of the video, helping the VLM focus more on the crucial parts of the video. Our MMEval metric can be used for scoring, ranking, and providing rationale explanations.

5.2. Implementation Details

We follow Video-ChatGPT [36] to adopt CLIP-L/14 visual encoder to extract both spatial and temporal video features. In our approach, we utilize the Vicuna-v1.1 model, comprised of 7B parameters, and initialize it with weights from LLaVA [28]. All experiments were conducted on four NVIDIA A40 GPUs, and each task took around 8 hours.

^{††}Details can be found in Section 2 of Appendix B.

| Method | Metric | Description | Causes | Effect |
|---|----------------------|--------------|--------------|--------------|
| mPLUG-owl [66] | BLEU | 0.55 | 0.65 | 0.47 |
| | ROUGE | 12.58 | 13.54 | 8.83 |
| | BLEURT | 40.66 | 43.28 | 37.95 |
| | MoverScore | 51.97 | 52.71 | 50.06 |
| | UniEval | 67.46 | 62.29 | 59.07 |
| | MMEval (Ours) | 73.42 | 17.15 | 44.31 |
| Video-LLaMA [69] | BLEU | 0.60 | 0.53 | 0.35 |
| | ROUGE | 13.15 | 12.36 | 8.02 |
| | BLEURT | 40.55 | 43.02 | 39.68 |
| | MoverScore | 51.32 | 51.25 | 49.48 |
| | UniEval | 52.28 | 47.29 | 43.03 |
| | MMEval (Ours) | 65.65 | 16.24 | 32.84 |
| PandaGPT [50] | BLEU | 0.66 | 0.51 | 0.30 |
| | ROUGE | 13.33 | 14.09 | 8.79 |
| | BLEURT | 38.23 | 43.95 | 39.95 |
| | MoverScore | 51.73 | 51.54 | 49.62 |
| | UniEval | 57.05 | 54.88 | 50.84 |
| | MMEval (Ours) | 74.19 | 22.47 | 69.45 |
| Otter [23] | BLEU | 1.07 | 1.09 | 1.11 |
| | ROUGE | 15.19 | 15.87 | 11.40 |
| | BLEURT | 29.92 | 32.52 | 28.94 |
| | MoverScore | 53.54 | 54.25 | 51.91 |
| | UniEval | 45.14 | 49.05 | 47.51 |
| | MMEval (Ours) | 76.30 | 3.53 | 39.21 |
| Video-ChatGPT [36] | BLEU | 0.30 | 0.29 | 0.41 |
| | ROUGE | 9.75 | 9.08 | 8.23 |
| | BLEURT | 46.83 | 49.52 | 37.24 |
| | MoverScore | 50.73 | 50.70 | 49.83 |
| | UniEval | 70.82 | 70.77 | 54.35 |
| | MMEval (Ours) | 78.55 | 44.57 | 46.08 |
| Video-ChatGPT [36] + A-Guardian (Ours) | BLEU | 0.55 | 0.51 | 0.38 |
| | ROUGE | 14.35 | 9.08 | 8.23 |
| | BLEURT | 47.10 | 48.13 | 48.28 |
| | MoverScore | 52.25 | 52.28 | 49.95 |
| | UniEval | 68.18 | 63.41 | 51.87 |
| | MMEval (Ours) | 79.65 | 58.92 | 50.64 |

Table 2. **Main results on the proposed CUVA benchmark.** We test the **Description**, **Cause**, and **Effect** tasks on our CUVA benchmark using multiple VLMs and Video-ChatGPT equipped with the proposed **A-Guardian**. We conduct evaluations using both traditional metrics and our **MMEval** metric. The scores of all metrics range from 0 to 100.

| Methods | Detection | Classification | Timestamp |
|--------------------|-----------|----------------|-----------|
| mPLUG-Owl [66] | 89.4% | 11.5% | 9.0% |
| Video-LLaMA [69] | 25.0% | 13.1% | 0.7% |
| PandaGPT [50] | 100.0% | 32.6% | N/A |
| Otter [23] | 64.3% | 41.3% | N/A |
| Video-ChatGPT [36] | 60.0% | 21.3% | 3.2% |

Table 3. **Secondary results on the proposed CUVA benchmark.** We use the accuracy metrics to evaluate the **Detection** and **Classification** tasks. We also use IOU to evaluate the **Timestamp** task, N/A to indicate the model lacks the ability to answer the question.

5.3. Consistency evaluation of MMEval

Our MMEval metric can better align with human’s preference on causation understanding of video anomaly. To validate the consistency of our evaluation metric with human judgment, we conducted a human consistency experiment. Using the ranking of answers from first-round annotations, second-round annotations, and GPT-generated answers as the ground truth (1. *Second round* 2. *First round* 3. *ChatGPT*). we employ various evaluation

| Metrics | Answer Pool Ranking | | |
|----------------------|---------------------|--------------|--------------|
| | Description | Cause | Effect |
| Human Evaluation | 87.3% | 77.3% | 87.3% |
| BLEU [42] | 67.8% | 60.4% | 63.2% |
| ROUGE [26] | 54.4% | 55.5% | 52.1% |
| BLEURT [48] | 80.4% | 73.2% | 76.7% |
| MoverScore [70] | 67.8% | 60.4% | 63.2% |
| UniEval [71] | 78.2% | 70.1% | 74.3% |
| MMEval (Ours) | 82.3% | 80.2% | 89.1% |

Table 4. **Human consistency evaluation**

metrics and human beings who view the videos to rank these answers based on the corresponding questions, as shown in Table 4.

5.4. Quantitative evaluation of A-Guardian

Our A-Guardian model achieves state-of-the-art performance in both the description and cause tasks. We conducted experiments on all tasks involved in our dataset, and the results are summarized in Table 2. For free-text tasks (e.g. Cause, Effect, Description), we evaluated the performance of various VLMs and our model under different evaluation metrics. Our model also outperforms the majority of models in the effect task. For the other tasks (e.g. Detection, Classification, Timestamp), we set a uniform prompt and use string matching to extract answers relevant to the questions from the inference results of VLMs. Table 3 shows the results of these tasks.

| Model | MMEval (%) | | |
|---------------|-------------|-------|--------|
| | Description | Cause | Effect |
| Ours | 79.65 | 58.92 | 50.64 |
| - Soft Prompt | 78.92 | 54.22 | 49.11 |
| - Hard Prompt | 78.55 | 44.57 | 46.08 |

Table 5. **Ablation Experiment**

5.5. Ablation Study

Both hard and soft prompts significantly improve the VLM’s understanding of the video’s causation. This section investigates the influence of soft prompts and hard prompts on our method. As shown in Table 5, the design of hard prompts achieves a greater improvement than that of soft prompts, indicating that the hard prompts are more intuitively effective in uncovering VLM’s reasoning capabilities compared to the soft prompt.

5.6. Case Study

In Figure 7, we illustrate the performance of Otter, Video-ChatGPT, and Video-ChatGPT with A-Guardian, showcasing the different answers they provide for the anomaly causation task. In terms of the model’s response, it can be observed that Video-ChatGPT provides descriptions that are generally correct, but it does not focus on describing the

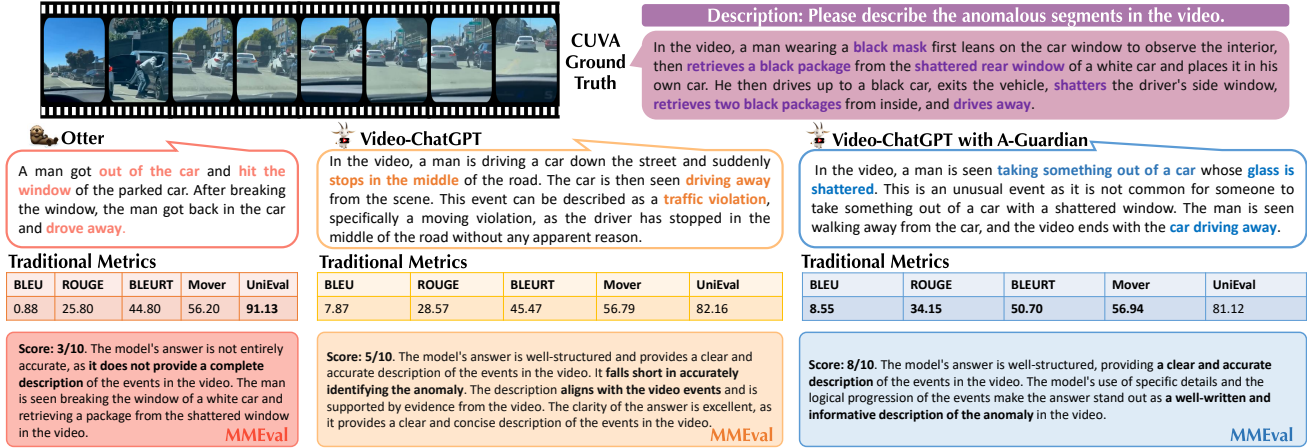


Figure 7. **Case study.** We use three methods, including Otter, Video-ChatGPT, and Video-ChatGPT with A-Guardian. The results show that the scores (at the bottom) measured by traditional metrics tend to be similar among the correct answers and the incorrect ones. However, the scores of our MMEval can be much more differentiable. Compared to the two baselines Otter and vanilla Video-ChatGPT, the proposed “Video-ChatGPT with A-Guardian” can generate more accurate descriptions of the video anomaly, as shown in dialogue boxes.

anomaly event. Instead, it pays attention to describing the actions of the vehicles. However, with the addition of our A-Guardian model, its descriptions become more accurate, specifically highlighting the theft as an anomaly event and providing detailed descriptions such as “*taking something out of a car*” and “*glass is shattered*”. Otter and Video-ChatGPT achieve similar scores based on traditional metrics, but their answers convey completely different meanings. Otter’s description does not align with the video, while Video-ChatGPT incorrectly describes the anomaly subject. As MMEval possesses the ability to evaluate from the multimodal perspective, it is able to identify the parts that pertain to the description of the anomaly in the videos, which shows highly consistent conclusions with human beings.

5.7. Result Discussion

Through experiments, we have discovered and summarized the following conclusions: 1) For free-text tasks, most VLMs excel in the description of anomalies but perform poorly on the task of causation analysis. This is because the tasks of description only require the VLM to comprehend the content of the videos, but causation analysis requires the VLM to possess a certain level of reasoning capability to build a logic chain of the cause-effect. 2) Timestamp localization task is the most challenging. Due to the relatively simplistic temporal and spatial relationships between video frames, VLM performs poorly on fine-grained tasks such as timestamp localization but excels relatively in coarse-grained tasks such as anomaly detection and classification. 3) Traditional metrics are poor at evaluating reasoning tasks. As shown in Figure 7, they generate similar evaluations for these answers, making it difficult to distinguish between them. However, MMEval is able to distinguish these answers’ inner differences and generate more

accurate evaluation results.

6. Conclusion

This paper presents CUVA, a novel benchmark for causation understanding of video anomaly. To the best of our knowledge, our CUVA is the first benchmark in the field. Compared with the existing datasets, CUVA is more comprehensive and more challenging with much higher-quality annotations. We believe the proposed CUVA will encourage the exploration and development of various downstream tasks such as anomaly detection, anomaly prediction, anomaly reasoning, etc. We also present MMEval, a novel evaluation to measure the challenging CUVA in a human-interpretable manner. Furthermore, we put forward a prompt-based approach that can serve as a baseline approach for CUVA. Such an approach can capture the key cues of anomalies and build a logic chain of the cause-effect. Experimental results show that CUVA enables us to develop and evaluate various VLM methods. In the future, we plan to apply our CUVA to more practical scenarios for anomaly understanding and other VLM-based tasks.

Acknowledgement

This work was partially supported by the joint funds for Regional Innovation and Development of the National Natural Science Foundation of China (No.U21A20449), the National Natural Science Foundation of China (No.62171045), the Fundamental Research Funds for the Central Universities (No.2242022k60006) and the Joint Research Fund for Beijing Natural Science Foundation and Haidian Original Innovation (No.L232001).

References

- [1] Armstrong Aboah. A vision-based system for traffic anomaly detection using deep learning and decision trees. In *Proceedings of the IEEE/CVF Conference on Computer Vision and Pattern Recognition*, pages 4207–4212, 2021. [2](#)
- [2] Andra Acsintoae, Andrei Florescu, Mariana-Iuliana Georgescu, Tudor Mare, Paul Sumedrea, Radu Tudor Ionescu, Fahad Shahbaz Khan, and Mubarak Shah. Unnormal: New benchmark for supervised open-set video anomaly detection. In *Proceedings of the IEEE/CVF Conference on Computer Vision and Pattern Recognition*, pages 20143–20153, 2022. [1](#), [2](#), [4](#)
- [3] Amit Adam, Ehud Rivlin, Ilan Shimshoni, and Davit Reinitz. Robust real-time unusual event detection using multiple fixed-location monitors. *IEEE transactions on pattern analysis and machine intelligence*, 30(3):555–560, 2008. [1](#), [4](#)
- [4] Evlampios Apostolidis, Eleni Adamantidou, Alexandros I Metsai, Vasileios Mezaris, and Ioannis Patras. Video summarization using deep neural networks: A survey. *Proceedings of the IEEE*, 109(11):1838–1863, 2021. [2](#)
- [5] Shuai Bai, Shusheng Yang, Jinze Bai, Peng Wang, Xingxuan Zhang, Junyang Lin, Xinggang Wang, Chang Zhou, and Jingren Zhou. Touchstone: Evaluating vision-language models by language models. *arXiv preprint arXiv:2308.16890*, 2023. [2](#)
- [6] Iz Beltagy, Matthew E Peters, and Arman Cohan. Longformer: The long-document transformer. *arXiv preprint arXiv:2004.05150*, 2020. [2](#)
- [7] Yonatan Bitton, Hritik Bansal, Jack Hessel, Rulin Shao, Wanrong Zhu, Anas Awadalla, Josh Gardner, Rohan Taori, and Ludwig Schimdt. Visit-bench: A benchmark for vision-language instruction following inspired by real-world use. *arXiv preprint arXiv:2308.06595*, 2023. [2](#)
- [8] Congqi Cao, Yue Lu, Peng Wang, and Yanning Zhang. A new comprehensive benchmark for semi-supervised video anomaly detection and anticipation. In *Proceedings of the IEEE/CVF Conference on Computer Vision and Pattern Recognition (CVPR)*, pages 20392–20401, 2023. [1](#), [2](#)
- [9] Congqi Cao, Yue Lu, Peng Wang, and Yanning Zhang. A new comprehensive benchmark for semi-supervised video anomaly detection and anticipation. In *Proceedings of the IEEE/CVF Conference on Computer Vision and Pattern Recognition*, pages 20392–20401, 2023. [2](#)
- [10] Yunpeng Chang, Zhigang Tu, Wei Xie, Bin Luo, Shifu Zhang, Haigang Sui, and Junsong Yuan. Video anomaly detection with spatio-temporal dissociation. *Pattern Recognition*, 122:108213, 2022. [2](#)
- [11] Davi D de Paula, Denis HP Salvadeo, and Darlan MN de Araujo. Camnuvem: A robbery dataset for video anomaly detection. *Sensors*, 22(24):10016, 2022. [2](#), [4](#)
- [12] Ning Ding, Shengding Hu, Weilin Zhao, Yulin Chen, Zhiyuan Liu, Hai-Tao Zheng, and Maosong Sun. Open-prompt: An open-source framework for prompt-learning. *arXiv preprint arXiv:2111.01998*, 2021. [2](#)
- [13] Keval Doshi and Yasin Yilmaz. Any-shot sequential anomaly detection in surveillance videos. In *2020 IEEE/CVF Conference on Computer Vision and Pattern Recognition Workshops (CVPRW)*, pages 4037–4042, 2020. [1](#)
- [14] Alexander R Fabbri, Chien-Sheng Wu, Wenhao Liu, and Caiming Xiong. Qafacteval: Improved qa-based factual consistency evaluation for summarization. *arXiv preprint arXiv:2112.08542*, 2021. [2](#)
- [15] Xiang Fang, Daizong Liu, Pan Zhou, and Guoshun Nan. You can ground earlier than see: An effective and efficient pipeline for temporal sentence grounding in compressed videos. In *Proceedings of the IEEE/CVF Conference on Computer Vision and Pattern Recognition (CVPR)*, pages 2448–2460, 2023. [2](#)
- [16] Fan Fei, Yean Cheng, Yongjie Zhu, Qian Zheng, Si Li, Gang Pan, and Boxin Shi. Split: Single portrait lighting estimation via a tetrad of face intrinsics. *IEEE Transactions on Pattern Analysis and Machine Intelligence*, 46(02):1079–1092, 2024. [2](#)
- [17] Difei Gao, Luowei Zhou, Lei Ji, Linchao Zhu, Yi Yang, and Mike Zheng Shou. Mist: Multi-modal iterative spatial-temporal transformer for long-form video question answering. In *Proceedings of the IEEE/CVF Conference on Computer Vision and Pattern Recognition*, pages 14773–14783, 2023. [5](#), [6](#)
- [18] Mariana-Iuliana Georgescu, Antonio Barbalau, Radu Tudor Ionescu, Fahad Shahbaz Khan, Marius Popescu, and Mubarak Shah. Anomaly detection in video via self-supervised and multi-task learning. In *Proceedings of the IEEE/CVF conference on computer vision and pattern recognition*, pages 12742–12752, 2021. [2](#)
- [19] Jin Han, Chu Zhou, Peiqi Duan, Yehui Tang, Chang Xu, Chao Xu, Tiejun Huang, and Boxin Shi. Neuromorphic camera guided high dynamic range imaging. In *Proceedings of the IEEE/CVF Conference on Computer Vision and Pattern Recognition*, 2020. [2](#)
- [20] Songqiao Han, Xiyang Hu, Hailiang Huang, Minqi Jiang, and Yue Zhao. Adbench: Anomaly detection benchmark. *Advances in Neural Information Processing Systems*, 35: 32142–32159, 2022. [2](#)
- [21] Woojeong Jin, Yu Cheng, Yelong Shen, Weizhu Chen, and Xiang Ren. A good prompt is worth millions of parameters: Low-resource prompt-based learning for vision-language models. In *Proceedings of the 60th Annual Meeting of the Association for Computational Linguistics (Volume 1: Long Papers)*, pages 2763–2775, Dublin, Ireland, 2022. Association for Computational Linguistics. [6](#)
- [22] Kalpesh Krishna, Yapei Chang, John Wieting, and Mohit Iyyer. Rankgen: Improving text generation with large ranking models. *arXiv preprint arXiv:2205.09726*, 2022. [2](#)
- [23] Bo Li, Yuanhan Zhang, Liangyu Chen, Jinghao Wang, Jingkang Yang, and Ziwei Liu. Otter: A multi-modal model with in-context instruction tuning. *arXiv preprint arXiv:2305.03726*, 2023. [2](#), [7](#)
- [24] Kunchang Li, Yinan He, Yi Wang, Yizhuo Li, Wenhao Wang, Ping Luo, Yali Wang, Limin Wang, and Yu Qiao. Videochat: Chat-centric video understanding. *arXiv preprint arXiv:2305.06355*, 2023. [2](#), [4](#), [1](#)
- [25] Chen Liang, Wenguan Wang, Tianfei Zhou, Jiayu Miao, Yawei Luo, and Yi Yang. Local-global context aware

- transformer for language-guided video segmentation. *IEEE Transactions on Pattern Analysis and Machine Intelligence*, 45(8):10055–10069, 2023. 2
- [26] Chin-Yew Lin. Rouge: A package for automatic evaluation of summaries. In *Text summarization branches out*, pages 74–81, 2004. 2, 7
- [27] Kevin Qinghong Lin, Pengchuan Zhang, Joya Chen, Shraman Pramanick, Difei Gao, Alex Jinpeng Wang, Rui Yan, and Mike Zheng Shou. Univtg: Towards unified video-language temporal grounding. In *Proceedings of the IEEE/CVF International Conference on Computer Vision*, pages 2794–2804, 2023. 4, 1
- [28] Haotian Liu, Chunyuan Li, Qingyang Wu, and Yong Jae Lee. Visual instruction tuning. *arXiv preprint arXiv:2304.08485*, 2023. 6
- [29] Rui Liu, Wenguan Wang, and Yi Yang. Bird’s-eye-view scene graph for vision-language navigation, 2023. 2
- [30] Zuhao Liu, Xiao-Ming Wu, Dian Zheng, Kun-Yu Lin, and Wei-Shi Zheng. Generating anomalies for video anomaly detection with prompt-based feature mapping. In *Proceedings of the IEEE/CVF Conference on Computer Vision and Pattern Recognition*, pages 24500–24510, 2023. 2
- [31] Jochem Loedeman, Maarten C. Stol, Tengda Han, and Yuki M. Asano. Prompt Generation Networks for Input-based Adaptation of Frozen Vision Transformers. *arXiv e-prints*, art. arXiv:2210.06466, 2022. 2
- [32] IV Logan, Robert L., Ivana Balažević, Eric Wallace, Fabio Petroni, Sameer Singh, and Sebastian Riedel. Cutting Down on Prompts and Parameters: Simple Few-Shot Learning with Language Models. *arXiv e-prints*, art. arXiv:2106.13353, 2021. 2
- [33] Cewu Lu, Jianping Shi, and Jiaya Jia. Abnormal event detection at 150 fps in matlab. In *Proceedings of the IEEE international conference on computer vision*, pages 2720–2727, 2013. 4
- [34] Weixin Luo, Wen Liu, and Shenghua Gao. A revisit of sparse coding based anomaly detection in stacked rnn framework. In *Proceedings of the IEEE international conference on computer vision*, pages 341–349, 2017. 2, 4
- [35] Hui Lv, Zhongqi Yue, Qianru Sun, Bin Luo, Zhen Cui, and Hanwang Zhang. Unbiased multiple instance learning for weakly supervised video anomaly detection. In *Proceedings of the IEEE/CVF Conference on Computer Vision and Pattern Recognition*, pages 8022–8031, 2023. 1
- [36] Muhammad Maaz, Hanoona Rasheed, Salman Khan, and Fahad Shahbaz Khan. Video-chatgpt: Towards detailed video understanding via large vision and language models. *arXiv preprint arXiv:2306.05424*, 2023. 2, 6, 7
- [37] Ramin Mehran, Alexis Oyama, and Mubarak Shah. Abnormal crowd behavior detection using social force model. In *2009 IEEE conference on computer vision and pattern recognition*, pages 935–942. IEEE, 2009. 2, 4
- [38] Guoshun Nan, Rui Qiao, Yao Xiao, Jun Liu, Sicong Leng, Hao Zhang, and Wei Lu. Interventional video grounding with dual contrastive learning. In *2021 IEEE/CVF Conference on Computer Vision and Pattern Recognition (CVPR)*, pages 2764–2774, 2021. 2
- [39] Trong-Nguyen Nguyen and Jean Meunier. Anomaly detection in video sequence with appearance-motion correspondence. In *Proceedings of the IEEE/CVF international conference on computer vision*, pages 1273–1283, 2019. 2
- [40] OpenAI. Chatgpt. <https://www.openai.com/gpt-3>, 2022. Accessed: November 12, 2023. 4, 5, 3
- [41] Halil Ibrahim Ozturk and Ahmet Burak Can. Adnet: Temporal anomaly detection in surveillance videos. *arXiv preprint arXiv:2104.06653*, 2021. 4
- [42] Kishore Papineni, Salim Roukos, Todd Ward, and Wei-Jing Zhu. Bleu: a method for automatic evaluation of machine translation. In *Proceedings of the 40th annual meeting of the Association for Computational Linguistics*, pages 311–318, 2002. 2, 7
- [43] Alec Radford, Jong Wook Kim, Chris Hallacy, Aditya Ramesh, Gabriel Goh, Sandhini Agarwal, Girish Sastry, Amanda Askell, Pamela Mishkin, Jack Clark, Gretchen Krueger, and Ilya Sutskever. Learning transferable visual models from natural language supervision. In *Proceedings of the 38th International Conference on Machine Learning*, pages 8748–8763. PMLR, 2021. 4, 5
- [44] Bharathkumar Ramachandra and Michael Jones. Street scene: A new dataset and evaluation protocol for video anomaly detection. In *Proceedings of the IEEE/CVF Winter Conference on Applications of Computer Vision*, pages 2569–2578, 2020. 1, 2, 4
- [45] Yongming Rao, Wenliang Zhao, Guangyi Chen, Yansong Tang, Zheng Zhu, Guan Huang, Jie Zhou, and Jiwen Lu. DenseCLIP: Language-Guided Dense Prediction with Context-Aware Prompting. *arXiv e-prints*, art. arXiv:2112.01518, 2021. 2
- [46] Royston Rodrigues, Neha Bhargava, Rajbabu Velmurugan, and Subhasis Chaudhuri. Multi-timescale trajectory prediction for abnormal human activity detection. In *Proceedings of the IEEE/CVF Winter Conference on Applications of Computer Vision*, pages 2626–2634, 2020. 2
- [47] Lukas Ruff, Robert A Vandermeulen, Nico Görnitz, Alexander Binder, Emmanuel Müller, Klaus-Robert Müller, and Marius Kloft. Deep semi-supervised anomaly detection. *arXiv preprint arXiv:1906.02694*, 2019. 2
- [48] Thibault Sellam, Dipanjan Das, and Ankur P Parikh. Bleurt: Learning robust metrics for text generation. *arXiv preprint arXiv:2004.04696*, 2020. 2, 7
- [49] Ashish Singh, Michael J Jones, and Erik G Learned-Miller. Eval: Explainable video anomaly localization. In *Proceedings of the IEEE/CVF Conference on Computer Vision and Pattern Recognition*, pages 18717–18726, 2023. 2
- [50] Yixuan Su, Tian Lan, Huayang Li, Jialu Xu, Yan Wang, and Deng Cai. Pandagpt: One model to instruction-follow them all. *arXiv preprint arXiv:2305.16355*, 2023. 2, 7
- [51] Waqas Sultani, Chen Chen, and Mubarak Shah. Real-world anomaly detection in surveillance videos. In *Proceedings of the IEEE conference on computer vision and pattern recognition*, pages 6479–6488, 2018. 2, 4
- [52] Kamalakar Vijay Thakare, Debi Prosad Dogra, Heeseung Choi, Haksun Kim, and Ig-Jae Kim. Rareanom: A benchmark video dataset for rare type anomalies. *Pattern Recognition*, 140:109567, 2023. 2

- [53] Yu Tian, Guansong Pang, Yuanhong Chen, Rajvinder Singh, Johan W Verjans, and Gustavo Carneiro. Weakly-supervised video anomaly detection with robust temporal feature magnitude learning. In *Proceedings of the IEEE/CVF international conference on computer vision*, pages 4975–4986, 2021. [2](#)
- [54] Sergio A Velastin and Diego A Gomez-Lira. People detection and pose classification inside a moving train using computer vision. In *Advances in Visual Informatics: 5th International Visual Informatics Conference, IVIC 2017, Bangi, Malaysia, November 28–30, 2017, Proceedings 5*, pages 319–330. Springer, 2017. [2](#), [4](#)
- [55] Hanqing Wang, Wei Liang, Luc Van Gool, and Wenguan Wang. Dreamwalker: Mental planning for continuous vision-language navigation. In *Proceedings of the IEEE/CVF International Conference on Computer Vision (ICCV)*, pages 10873–10883, 2023. [2](#)
- [56] Shu Wang and Zhenjiang Miao. Anomaly detection in crowd scene. In *IEEE 10th International Conference on Signal Processing Proceedings*, pages 1220–1223. IEEE, 2010. [4](#)
- [57] Xiaohan Wang, Wenguan Wang, Jiayi Shao, and Yi Yang. Lana: A language-capable navigator for instruction following and generation. In *2023 IEEE/CVF Conference on Computer Vision and Pattern Recognition (CVPR)*, pages 19048–19058, 2023. [2](#)
- [58] Jihh-Ciang Wu, He-Yen Hsieh, Ding-Jie Chen, Chiou-Shann Fuh, and Tyng-Luh Liu. Self-supervised sparse representation for video anomaly detection. In *European Conference on Computer Vision*, pages 729–745. Springer, 2022. [1](#)
- [59] Peng Wu, Jing Liu, Yujia Shi, Yujia Sun, Fangtao Shao, Zhaoyang Wu, and Zhiwei Yang. Not only look, but also listen: Learning multimodal violence detection under weak supervision. In *Computer Vision—ECCV 2020: 16th European Conference, Glasgow, UK, August 23–28, 2020, Proceedings, Part XXX 16*, pages 322–339. Springer, 2020. [2](#), [4](#)
- [60] Yinglin Xia. Chapter eleven - correlation and association analyses in microbiome study integrating multiomics in health and disease. In *The Microbiome in Health and Disease*, pages 309–491. Academic Press, 2020. [4](#)
- [61] Binzhu Xie, Sicheng Zhang, Zitang Zhou, Bo Li, Yuanhan Zhang, Jack Hessel, Jingkan Yang, and Ziwei Liu. Funqa: Towards surprising video comprehension, 2023. [2](#)
- [62] Fangyuan Xu, Yixiao Song, Mohit Iyyer, and Eunsol Choi. A critical evaluation of evaluations for long-form question answering, 2023. [2](#)
- [63] Li Xu, Mark Huang, Xindi Shang, Zehuan Yuan, Ying Sun, and Jun Liu. Meta compositional referring expression segmentation. pages 19478–19487, 2023. [2](#)
- [64] Yajun Xu, Chuwen Huang, Yibing Nan, and Shiguo Lian. Tad: A large-scale benchmark for traffic accidents detection from video surveillance, 2022. [2](#), [4](#)
- [65] Antoine Yang, Antoine Miech, Josef Sivic, Ivan Laptev, and Cordelia Schmid. Just ask: Learning to answer questions from millions of narrated videos. In *ICCV*, 2021. [3](#)
- [66] Qinghao Ye, Haiyang Xu, Guohai Xu, Jiabo Ye, Ming Yan, Yiyang Zhou, Junyang Wang, Anwen Hu, Pengcheng Shi, Yaya Shi, et al. mplug-owl: Modularization empowers large language models with multimodality. *arXiv preprint arXiv:2304.14178*, 2023. [2](#), [7](#)
- [67] Shoubin Yu, Jaemin Cho, Prateek Yadav, and Mohit Bansal. Self-chained image-language model for video localization and question answering. *arXiv preprint arXiv:2305.06988*, 2023. [4](#), [1](#)
- [68] M Zaigham Zaheer, Arif Mahmood, M Haris Khan, Mattia Segu, Fisher Yu, and Seung-Ik Lee. Generative cooperative learning for unsupervised video anomaly detection. In *Proceedings of the IEEE/CVF conference on computer vision and pattern recognition*, pages 14744–14754, 2022. [2](#)
- [69] Hang Zhang, Xin Li, and Lidong Bing. Video-llama: An instruction-tuned audio-visual language model for video understanding. *arXiv preprint arXiv:2306.02858*, 2023. [2](#), [7](#)
- [70] Wei Zhao, Maxime Peyrard, Fei Liu, Yang Gao, Christian M. Meyer, and Steffen Eger. MoverScore: Text generation evaluating with contextualized embeddings and earth mover distance. In *Proceedings of the 2019 Conference on Empirical Methods in Natural Language Processing and the 9th International Joint Conference on Natural Language Processing (EMNLP-IJCNLP)*, pages 563–578, Hong Kong, China, 2019. Association for Computational Linguistics. [2](#), [7](#)
- [71] Ming Zhong, Yang Liu, Da Yin, Yuning Mao, Yizhu Jiao, Pengfei Liu, Chenguang Zhu, Heng Ji, and Jiawei Han. Towards a unified multi-dimensional evaluator for text generation. In *Proceedings of the 2022 Conference on Empirical Methods in Natural Language Processing*, pages 2023–2038, Abu Dhabi, United Arab Emirates, 2022. Association for Computational Linguistics. [2](#), [7](#)
- [72] Lanyun Zhu, Tianrun Chen, Jianxiong Yin, Simon See, and Jun Liu. Continual semantic segmentation with automatic memory sample selection. In *Proceedings of the IEEE/CVF Conference on Computer Vision and Pattern Recognition (CVPR)*, pages 3082–3092, 2023. [2](#)



Uncovering What, Why and How: A Comprehensive Benchmark for Causation Understanding of Video Anomaly

Supplementary Material

A. Dataset

A.1. Application of the proposed importance curve

We have presented a novel annotation approach called the importance curve in section 3.1 of the main paper. Such an approach enables us to unify various Video Temporal Grounding labels and tasks under the same framework. Here, we describe how to apply the importance curve to unify various Video Temporal Grounding labels and tasks (e.g. Moment Retrieval, Highlight Detection, Video Summarization) respectively with Figure A1.

Moment Retrieval aims to retrieve time intervals from videos based on textual queries[27]. The importance curve reflects the changing trends in the severity of anomaly. Thus, we first filter out the time intervals (e.g. D_1 , D_2 , and D_3 in Figure A1) through a threshold μ . Second, after post-processing the importance curve in Appendix A.4, we can obtain key sentences (e.g. KS_1 , KS_2 , and KS_3) corresponding to each time interval. Finally, these key sentences are employed as text queries, with corresponding time intervals serving as labels for the moment retrieval task.

Highlight Detection aims to assign a worthiness score to each video segment and then identify the top highest-scoring segment as the highlight [27]. Here, we first locate the absolute maximum point of the curve (e.g. VS in Figure A1), and leverage its corresponding time interval (e.g. D_2) as the top highest-scoring segment to conduct highlight detection task.

Video Summarization aims to summarize the whole video by a set of shots to provide a quick overview[27]. As depicted in Figure A1, t_1 , t_2 , and t_3 are the timestamps of the local maximum point (e.g. S_2 , S_3 and S_4). We leverage these timestamps as a set of shots to provide a quick overview of the whole video.

A.2. Our CUA benchmark

We have shown the statistics of the proposed CUA in the subsection 3.5 of the main paper. Here, we provide some supplementary for the statistics of the proposed CUA. As Figure A2 shows, we present more detailed statistics of video anomaly categories. Figure A3 shows the word cloud of the proposed CUA.

A.3. Ethical consideration

We carefully study the online copyright rules of the websites from YouTube and Bilibili, from which we collect

data, and strictly conform to their requirements during data collection and annotation. We have also adhered to the guidelines provided by the CVPR Code of Ethics to anonymize the parts of the video that may involve personal privacy by applying pixelation. To exclude data that could potentially have ethical implications. We further conduct rigorous reviews at each stage of the annotation, adhering to screening criteria as follows:

1. **Personal Privacy Respect:** Avoid videos that show identifiable personal information (e.g., faces, license plates, home addresses).
2. **Legally Sourced Content:** Prohibit the use of unauthorized or illegally obtained footage.
3. **Viewer Sensitivity Consideration:** Avoid content that is overly graphic, cruel, or likely to cause viewer discomfort.
4. **Child Safety Focus:** Exclude any videos involving children in risky or harmful situations.
5. **Gender Respect and Equality:**
 - Videos should not imply or display acts of sexual violence.
 - Avoid content that contains gender discrimination or negative stereotypes of any gender group.
6. **Avoidance of Illegal Activities:** Do not display or promote videos that clearly show or endorse illegal activities (e.g., drug use, trafficking).
7. **Copyright infringement:** Videos containing copyrighted music, film clips, TV shows, or other media content.

A.4. Post-processing of the importance curve

As the initial sampling frequency of our curves is relatively lower (one frame per second), and we aim to obtain more accurate interval timestamps.^{‡‡} Thus, we incorporate three specific tasks into our optimization strategy to achieve an optimal importance curve. Specifically, we perform tasks such as Video Captioning, Video Entailment, and Video Grounding by VideoChat[24], SEVILA[67], and UniVTG[27], respectively. Each task identifies specific time segments in the video based on the key sentences as shown in Figure 3 of the main paper. We adopt a voting mechanism to select a time segment when at least two models agree that it encapsulates the event represented by the

^{‡‡}We leverage algorithm 1 in the appendix to better illustrate the creation of the importance curve.

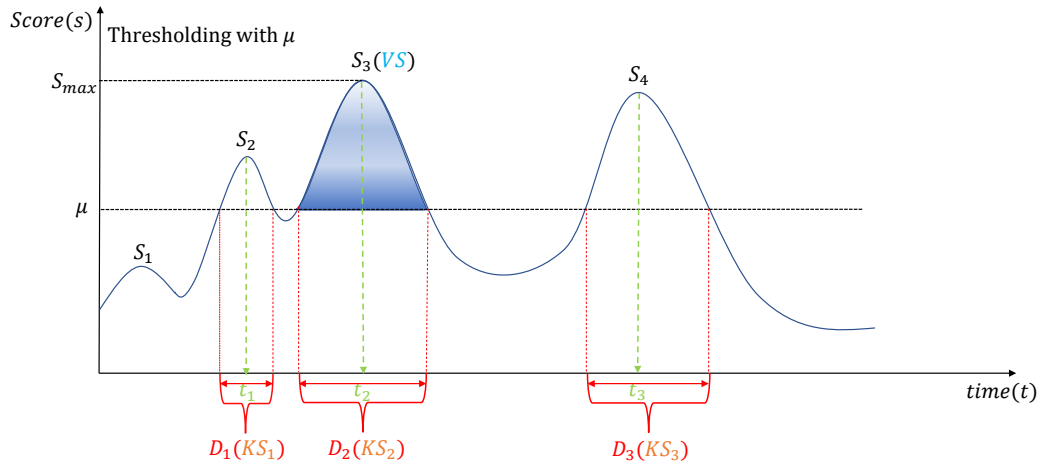


Figure A1. The application of the proposed importance curve, KS_1, KS_2 and KS_3 refer to three different key sentences. VS point is the absolute maximum point in the curve. t_1, t_2 , and t_3 are the timestamps of the local maximum point in the curve.




Figure A2. Anomaly types of the proposed CUVA, CUVA encompasses 11 different scenes and 42 extensive types of anomalies.



Figure A3. Wordcloud of our proposed CUVA.

key sentence annotation. Through the voting mechanism, we precisely identify the time segments in the video that correspond to the current key sentences. Then, we perform dense sampling on the voted segments (ten frames per second) and use wavelet filters to smooth the curve. The comprehensive optimization process is illustrated in Figure A4.

B. The proposed method

We have introduced A-Guardian, a novel prompt-based method that consists of two kinds of prompt design. Here,

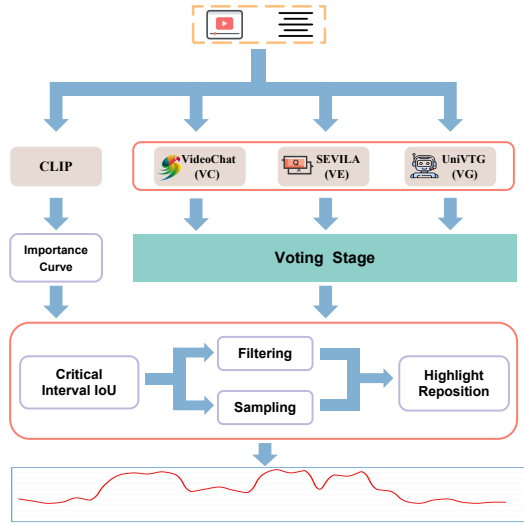


Figure A4. Overview of the curve optimization pipeline

Algorithm 1 Generating importance curve

Input parameters: video, prompt

Output: importance curve

```

video_clip, timestamp = sparse_sampling(video)
prompt → txt_gpt_weight
txt_emb, vid_emb = Clip(video_clip, prompt)
txt_norm_emb, vid_norm_emb = normalization(txt_emb, vid_emb)
similarity = cosine_similarity(txt_norm_emb, vid_norm_emb)
similiar_score = normalization(similarity)
imp_value = similiar_score * txt_gpt_weight
timestamp, imp_value → importance curve

```

we detail the design of the hard prompts. Moreover, we illustrate the details of the answer prediction in this section.

B.1. Hard prompts in A-Guardian

First, A-guardian leverages different newly designed system messages for different tasks, which can be found in Figure A5. After the VLM gives the answer based on the user message, the user’s question and the VLM’s answer will be input into ChatGPT to generate a new round of questions, Then, we re-input the question of ChatGPT[40] into VLM, and the final answer will be obtained after several rounds of loops. Figure A7 and A6 illustrate an A-Guardian hard prompt example which includes three rounds of dialog with ChatGPT.

B.2. Answer prediction

We denote the candidate answers as A , we leverage BERT to generate the contextualized representations of each candidate answers X_a . We follow the previous work [65] to calculate the similarity between X_k and the feature of all candidate answers $X_A = \{x_a | a \in A\}$ obtained by using

the pre-trained model. Finally, the candidate answer with the maximal similarity is considered as the final prediction \tilde{y} .

$$\tilde{y} = \arg \max_{y \in A} (X_k (X_A)^T) \quad (5)$$

During training, we optimize the softmax cross-entropy loss between the predicted similarity scores and ground truth.

C. Experiment

C.1. Prompts of MMEval

In MMEval, we have different scoring criteria for different tasks, which are translated into the system message of the VLM. Details can be found in Figure A8.

C.2. Case study of A-Guardian

We have already shown the case study in section 5.6 of the main paper. Here, we further validate the effectiveness of the proposed model A-Guardian by the case study as follows: Figure A9 shows the results from Video-ChatGPT with and without A-Guardian for the Description, Cause, and Effect tasks related to the same anomalous video. It can be observed that A-Guardian possesses the following abilities:

- **Capturing key cues in the long video:** In the Description task, A-Guardian assists the VLM in identifying crucial moments and events in the anomalous video. For example, *punching another man in the face and holding a gun and pointing it at another man*. Whereas Video-ChatGPT without A-Guardian can only provide vague responses about the anomaly event.
- **Building a logic chain of cause and effect:** In the Cause and Effect tasks, A-Guardian guides the model in logical reasoning. In the example, the model with A-Guardian infers that the gun is the fundamental cause of the anomaly, leading to multiple injuries and people falling, followed by the perpetrator leaving. In contrast, the VLM without A-Guardian generates answers that are ambiguous and irrelevant to the events. The result emphasizes the potential results and societal impacts of the anomaly, lacking inference and summarization based on the video content.

VLM System Message (What)

You are CUVA, an anomaly detection assistant. You possess advanced image and video analysis capabilities, enabling you to **identify and describe unconventional events** in videos. When asked about the content of a video, your task is to carefully observe the events within the video, particularly those that deviate from the norm.

VLM System Message (Why - Cause)

You are the Anomaly Detection Assistant CUVA. You have advanced image and video analysis capabilities, allow you to **understand and reason about anomalous events** in videos. When asked about the content of a video, your task is to scrutinize the **cause** of anomalous events in the video, especially those that deviate from the norm.

VLM System Message (Why - Effect)

You are the Anomaly Detection Assistant CUVA. you have advanced image and video analysis capabilities, allow you to **understand and reason about anomalous events** in videos. When asked about the content of a video, your task is to summarize the **effect** of anomalous events in a video, especially the severe effect caused by anomalies.

Figure A5. System message for VLMs. To guide the model for a description or answer, A-guardian uses different designed system messages for different tasks.

VLM System Message (What)

You are CVUA, an anomaly detection assistant. You possess advanced image and video analysis capabilities, enabling you to identify and describe unconventional events in videos. When asked about the content of a video, your task is to carefully observe the events within the video, particularly those that deviate from the norm.

User Message for VLM (Round 1)

Please **describe the anomalous segment** in the video.

Unclear capture of anomalous events, lack of detail

VLM Response (Round 1)

In the video, **a man is being held down by two other men, which can be considered a robbery or theft**. The incident takes place at the 1:00 mark, which is the first minute of the video. This is an unusual event as it is not common to see people **being held down in such a manner**. The **specific details of the incident are not provided**, but it is clear that the situation is not a typical occurrence in the video.

GPT-4 System Message

You are a prompt optimization assistant. We now show a visual model an anomaly video and ask questions, but we are not satisfied with the answers it gives. I can't give you the video information, but I'll tell you what we want the answer to look like. You need to generate a new question for this visual model.

The name of this visual model is CUVA. we have categorized the anomalies into the following categories, which may help you come up with a better prompt.

Categories for Anomaly Detection:

- | | | | |
|----------------------|---------------------------|-----------------------|-------------------------|
| 1) Fighting | 2) Animals Hurting People | 3) Water Incidents | 4) Vandalism |
| 5) Traffic Accidents | 6) Robbery | 7) Theft | 8) Pedestrian Incidents |
| 9) Fire | 10) Traffic Violations | 11) Forbidden to Burn | |

User Message for GPT (Round 1)

Here's the Q&A we got from VLM:

{“Question”: “Please describe the anomalous segment in the video.”,

“Answer: “In the video, a man is being held down by two other men, which can be considered a robbery or theft. The incident takes place at the 1:00 mark, which is the first minute of the video. This is an unusual event as it is not common to see people being held down in such a manner. The specific details of the incident are not provided, but it is clear that the situation is not a typical occurrence in the video.”}

Now you need to focus this model on recognizing anomalies, tell it that it's not enough to just recognize the events in the video, go ahead and reinforce the question.

Figure A6. An example of hard prompt in A-Guardian. After three rounds of dialog, the Video-ChatGPT model gives a more detailed, accurate, and focused description of the anomalous events in the video.

GPT Response and User Message for VLM (Round 2)

CUVA, your expertise in anomaly detection is crucial. Please go beyond describing events in the video and **specifically focus on recognizing and detailing any anomalies or unusual occurrences**. Highlight segments that deviate from normal behavior or situations. **Provide insights into the nature of these anomalies**, and if possible, mention the potential implications or reasons behind their abnormality. Your attention to anomalous behavior will greatly enhance our understanding of the video content.

The model captures key clues in the anomalous video, but gives explanations that aren't needed.

VLM Response (Round 2)

In the video, there are several instances of unusual behavior that deviate from normal situations. One of the most notable instances is **the man in the yellow jacket who pulls out a gun and threatens the man with cigarettes**. This is an abnormal situation because guns are typically associated with violence and criminal activity, and **using a gun to intimidate someone is not a common occurrence in everyday life**. Another instance of unusual behavior is the man who is seen **holding a knife in his hand**. This is also an abnormal situation because knives are not typically used for everyday activities, and holding a knife in public can be perceived as dangerous or threatening.

In addition, there are instances of **people fighting in the video**, which is not a typical occurrence in everyday life. These fights can be seen as a manifestation of the tension and conflict between the characters in the video.

Overall, the video showcases a series of unusual situations and abnormal behaviors that deviate from normal life. These instances can be attributed to the actions of the characters in the video, who are portrayed as engaging in criminal activities or participating in fights.

User Message for GPT (Round 2)

Here's the Q&A we got from VLM:

{“Question”: “**GPT Response and User Message for VLM (Round 2)**”,

“Answer: “**VLM Response (Round 2)**” }

This model now needs to focus on describing the anomalies in the video rather than interpreting the anomalies, please emphasize this in the new prompt.

GPT Response and User Message for VLM (Round 3)

You are CVUA, an anomaly detection assistant. You possess advanced image and video analysis capabilities, enabling you to identify and describe unconventional events in videos. When asked about the content of a video, your task is to carefully observe the events within the video, particularly those that deviate from the norm.

In responding to questions, you should **focus on describing the abnormal behaviors, objects, or situations observed, rather than providing reasons or background explanations for these anomalies**. Ensure that your responses are **detailed, accurate, and directly related to the specific details** observed in the video. You need to consider the following categories of anomalies,

Categories for Anomaly Detection:

- | | | | |
|----------------------|---------------------------|-----------------------|-------------------------|
| 1) Fighting | 2) Animals Hurting People | 3) Water Incidents | 4) Vandalism |
| 5) Traffic Accidents | 6) Robbery | 7) Theft | 8) Pedestrian Incidents |
| 9) Fire | 10) Traffic Violations | 11) Forbidden to Burn | |

The model captures key clues in the anomalous video and gives a description with refined information.

VLM Response (Round 3)

In the video, a man is seen **punching another man in the face**. This is an unusual event as it is not common for people to engage in physical altercations in public places. The man who is punched is seen **falling to the ground**, and the man who punched him is seen walking away. Next, a man is seen **throwing a bottle at another man**, who is seen falling to the ground. This is another unusual event as throwing a bottle at someone is not a typical way to resolve conflicts. In the next scene, a man is seen **holding a gun and pointing it at another man**. This is a dangerous and potentially life-threatening situation, as pointing a gun at someone is a serious offense.

In the final scene, a man is seen holding a knife and stabbing another man. This is a violent and unsettling event, as stabbing someone with a knife is a serious crime. In summary, the video **contains several unusual events**, including **a man punching another man in the face, a man throwing a bottle at another man, a man holding a gun and pointing it at another man, and a man stabbing another man with a knife**. These events are not typical in everyday life and raise concerns about the safety and well-being of the individuals involved.

Figure A7. An example of Hard Prompts in A-Guardian (Extension of Figure A6)

MMEval System Message (What)

You are MMEval, a large vision-language model Evaluation assistant.

You are able to understand the video content, the video showcases the entire process of an anomaly event. Also you can understand the model answer and the reference answer and give a score to evaluate the correctness of the model answer.

Here will be an [model's answer] which is a **description of an anomaly event**. Please compare it with the [reference answer] and refer to the events in the video, then give the [model's answer] a score in 0 to 10 to evaluate the correctness.

You need to evaluate the answer to this model in several ways, with 2 marks for each: **[Consistency]**, **[Details]**, **[Relevance]**, **[Temporal Coherence]**, **[Anomaly recognition]**.

1. **[Consistency]**: If the subject of the event **matches exactly**.
2. **[Details]**: Description of the **details** and correct
3. **[Relevance]**: Description of the information are helpful to **understand the event**
4. **[Temporal Coherence]**: Answer describes events **in chronological order**, does not jump or confuse, and is not fully integrated.
5. **[Anomaly recognition]**: The model is describing **an anomalous event**. rather than an unimportant event in the video.

If the subject of the event is just wrong, then the score should be lowered from the standard base.

You need to give marks after evaluating the five areas in the following format: **Score: x/10**

MMEval System Message (Why - Cause)

You are MMEval, a large vision-language model Evaluation assistant.

You are able to understand the video content, the video showcases the entire process of an anomaly event. Also you can understand the model answer and the reference answer and give a score to evaluate the correctness of the model answer.

Here will be an [model's answer] which are the **cause** of an anomaly event. Please compare it with the [reference answer] and refer to the events in the video, then give the [model's answer] a score in 0 to 10 to evaluate the correctness of this causal reasoning.

You need to evaluate the answer to this model in several ways, with 2 marks for each: **[Consistency]**, **[Causal Explanation]**, **[Evidence Support]**, **[Logical Structure]**, **[Clarity]**.

1. **[Consistency]**: The cause described are **accurately aligned** with the video and reference answers
2. **[Causal Explanation]**: The answer **explains clearly and in detail** the cause of the anomaly event, contains **common sense reasoning**.
3. **[Evidence Support]**: The answer is based on **strong evidence or sound reasoning** that allows for a convincing acceptance of the reasons given.
4. **[Logical Structure]**: Answers are presented **in a clear logical structure** so that the reasons for the occurrence of unusual events are presented in a logical order.
5. **[Clarity]**: **Reasoning** should be **concise and strong**, not long-winded assumptions.

Marks should be reduced appropriately if the answer is very lengthy and heavily speculative.

You need to give marks after evaluating the five areas in the following format: **Score: x/10**

MMEval System Message (Why - Effect)

You are MMEval, a large vision-language model Evaluation assistant.

You are able to understand the video content, the video showcases the entire process of an anomaly event. Also you can understand the model answer and the reference answer and give a score to evaluate the correctness of the model answer. "

Here will be an [model's answer] which is the **effect** of an anomaly event. Please compare it with the [reference answer] and refer to the events in the video, then give the [model's answer] a score in 0 to 10 to evaluate the correctness of the reasoning and summarization of the results of this anomaly event.

You need to evaluate the answer to this model in several ways, with 2 marks for each: **[Consistency]**, **[Causal Explanation]**, **[Evidence Support]**, **[Logical Structure]**, **[Clarity]**.

1. **[Consistency]**: The effect described are **accurately aligned** with the video and reference answers
2. **[Causal Explanation]**: The answer explains clearly and in detail the final result of the anomaly event, covering of all serious consequences of accidents.
3. **[Evidence Support]**: The answers refer to some of the results and impacts that have actually occurred.
4. **[Logical Structure]**: Answers are presented in a clear logical structure so that the results of the anomalous event are presented in a logical sequence.
5. **[Clarity]**: Outcomes and effect should be **clear, not generalized**.

You need to give marks after evaluating the five areas in the following format: **Score: x/10**

Figure A8. System Messages for MMEval. In the design of the proposed MMEval metric, we apply different criteria for tasks involved in the proposed CUVA by different system messages, and the model is guided for scoring through different system messages.

| Video-ChatGPT | Video-ChatGPT with A-Guardian |
|--|--|
| What | |
| <p>In the video, a man is being held down by two other men, which can be considered a robbery or theft. The incident takes place at the 1:00 mark, which is the first minute of the video. This is an unusual event as it is not common to see people being held down in such a manner. The specific details of the incident are not provided, but it is clear that the situation is not a typical occurrence in the video.</p> | <p>In the video, a man is seen punching another man in the face. This is an unusual event as it is not common for people to engage in physical altercations in public places. The man who is punched is seen falling to the ground, and the man who punched him is seen walking away. Next, a man is seen throwing a bottle at another man, who is seen falling to the ground. This is another unusual event as throwing a bottle at someone is not a typical way to resolve conflicts. In the next scene, a man is seen holding a gun and pointing it at another man. This is a dangerous and potentially life-threatening situation, as pointing a gun at someone is a serious offense. In the final scene, a man is seen holding a knife and stabbing another man. This is a violent and unsettling event, as stabbing someone with a knife is a serious crime. In summary, the video contains several unusual events, including a man punching another man in the face, a man throwing a bottle at another man, a man holding a gun and pointing it at another man, and a man stabbing another man with a knife. (Capturing key cues in the long video) These events are not typical in everyday life and raise concerns about the safety and well-being of the individuals involved.</p> |
| Why - Cause | |
| <p>The root cause of the anomalies in the video can be attributed to the actions of the individuals involved in the incident. The man being held down by two other men suggests that the individuals are attempting to steal something from him, which is a clear violation of the law and a dangerous act. The fact that this incident is taking place in a public space, such as a street or a park, also adds to the unusual nature of the situation. The presence of the anomalies in the video can be attributed to the actions of the individuals involved, who are engaging in criminal behavior. This behavior is not only against the law but also poses a threat to the safety of the individuals involved and the public at large. In conclusion, the root cause of the anomalies in the video is the actions of the individuals involved in the incident, who are attempting to steal something from the man being held down. This behavior is not only illegal but also poses a significant risk to the safety of the individuals involved and the public.</p> | <p>The anomalies in the video are likely caused by the presence of a gun in the scene. The gun is not a typical element in a martial arts scene, and its presence can lead to unconventional events and actions. (Building a logic chain of cause) The gun may have been used as a prop or a part of a staged fight, which could explain the unusual behavior of the characters in the video. The presence of the gun may have also influenced the outcome of the fight, leading to the unconventional events captured in the video. (Building a logic chain of cause and effect)</p> |
| Why - Effect | |
| <p>The final outcome of the unusual events in the video can be attributed to the actions of the individuals involved in the incident. The man being held down by two other men suggests that the individuals are attempting to steal something from him, which is a clear violation of the law and a dangerous act. The fact that this incident is taking place in a public space, such as a street or a park, also adds to the unusual nature of the situation. The presence of the anomalies in the video can lead to several potential outcomes, depending on the specific circumstances and the actions taken by the individuals involved. Some possible outcomes include:</p> <ol style="list-style-type: none"> 1. The individuals involved in the incident may successfully steal something from the man being held down, and they may escape without being caught. 2. The individuals may be caught by the authorities, leading to their arrest and potential prosecution for theft and assault. 3. The individuals may be able to escape before the authorities arrive, and they may not be caught. 4. The man being held down may be able to defend himself or call for help, leading to the individuals being forced to flee without stealing anything. <p>In any case, the final outcome of the unusual events in the video will depend on the actions taken by the individuals involved, the response of the authorities, and the overall circumstances of the incident.</p> | <p>In the video, a man is seen punching another man in the face, causing him to fall to the ground. The man who was punched is seen lying on the ground, possibly injured. The man who punched him is seen walking away. This scene demonstrates the immediate consequences of violence, as it can lead to injuries and potential harm to the individuals involved. (Building a logic chain of cause and effect) In another scene, a man is seen throwing a chair at another man, who is lying on the ground. The man who threw the chair is seen walking away. This scene also demonstrates the immediate consequences of violence, as it can cause physical harm to the individuals involved. (Building a logic chain of cause and effect)</p> |

Figure A9. Case study of A-Guardian. We test the Video-ChatGPT model with and without the proposed A-Guardian. Equipped with A-Guardian, Video-ChatGPT can generate a more accurate and detailed description of the anomalies as well as reasonable causes and effects. In the Description task, VLM with A-Guardian could generate *punching another man in the face* and *holding a gun and pointing it at another man*, whereas Video-ChatGPT without A-Guardian can only provide vague responses about the anomaly event, which proves that the proposed A-Guardian assists the VLM in capturing key cues in the long video. In the Cause task, the model with A-Guardian infers that the gun is the fundamental cause of the anomaly, leading to multiple injuries and people falling.