

Fairness Without Demographics in Human-Centered Federated Learning

Shaily Roy* , Harshit Sharma* , Asif Salekin

Syracuse University

{sroy15, hsharm04, asalekin}@syr.edu

Abstract

Federated learning (FL) enables collaborative model training while preserving data privacy, making it suitable for decentralized human-centered AI applications. However, a significant research gap remains in ensuring fairness in these systems. Current fairness strategies in FL require knowledge of bias-creating/sensitive attributes, clashing with FL's privacy principles. Moreover, in human-centered datasets, sensitive attributes may remain latent. To tackle these challenges, we present a novel bias mitigation approach inspired by "Fairness without Demographics" in machine learning. The presented approach achieves fairness without needing knowledge of sensitive attributes by minimizing the top eigenvalue of the Hessian matrix during training, ensuring equitable loss landscapes across FL participants. Notably, we introduce a novel FL aggregation scheme that promotes participating models based on error rates and loss landscape curvature attributes, fostering fairness across the FL system. This work represents the first approach to attaining "Fairness without Demographics" in human-centered FL. Through comprehensive evaluation, our approach demonstrates effectiveness in balancing fairness and efficacy across various real-world applications, FL setups, and scenarios involving single and multiple bias-inducing factors, representing a significant advancement in human-centered FL.

1 Introduction

The integration of advanced machine learning (ML) algorithms with ubiquitous sensing technologies has revolutionized human-centered computing [1; 2], enabling everyday devices, like smartphones and wearables in collecting rich sensory data, fueling myriad AI-driven applications from gesture recognition [3] to stress detection [4].

Edge and distributed computing have emerged as pivotal paradigms in this landscape [5], with federated learning (FL) gaining prominence as a decentralized training approach [6].

FL facilitates model training across multiple edge devices while maintaining data localization, thereby respecting user privacy [7] and mitigating risks associated with centralized data repositories. This aligns with regulatory constraints such as the European General Data Protection Regulation (GDPR), California Consumer Privacy Act (CCPA), or the Health Insurance Portability and Accountability Act (HIPAA) [8]. FL's suitability for practical human-centered AI applications has led to its adoption in various domains, including health monitoring [9], productivity tracking [10], and activity recognition [11] via wearable devices and smartphones.

Recent literature has drawn attention to the inadequate consideration of fairness in human-centered AI and sensing methodologies [12; 13; 14]. Notably, FL presents unique challenges in achieving fairness. The decentralized nature of data can result in varying data distributions across devices, potentially amplifying biases [15]. State-of-the-art FL fairness approaches encounter a significant challenge due to the inherent trade-off between fairness and privacy [16]. These approaches often necessitate access to individuals' sensitive information, whether at the client or server level, thus contradicting FL's privacy-preserving nature [17; 18; 15; 7; 19]. Consequently, there arises a pressing need to enhance fairness in FL without explicitly requiring knowledge of sensitive or bias-creating attributes.

Moreover, human-centered FL may inadvertently perpetuate biased treatment of factors that are not explicitly recognized as requiring fairness protection during model training. For example, indoor sensing using Wi-Fi channel state information (CSI) is affected by environmental variables like building materials. In FL-based Wi-Fi CSI activity detection training, bias may arise if most users reside in concrete buildings. Since building material information is absent from most datasets, addressing such biases without explicit knowledge of the influencing attribute, such as building materials, is essential, a concept termed "Fairness without Demographics" [20]. Moreover, conventional human-centered sensing datasets typically lack individuals' sensitive information, further underscoring the necessity of such fairness in human-centered FL [12; 21; 14].

While recent literature has explored "Fairness without Demographics" in centralized AI training [20; 22; 23], its compatibility with the decentralized FL paradigm has been deemed challenging due to the absence of knowledge re-

*These authors contributed equally to this work.

garding global data distributions during the local edge model training as discussed in Section 3. To our knowledge, this paper is the first to tackle the “Fairness without Demographics” challenge within the context of human-centered FL. The contributions of the paper are:

- Since centralized-based Fairness without Demographics methodologies are incompatible with FL due to non-shareable training instances, disjoint models, and loss landscapes, the paper addresses the challenge by introducing a novel approach, named *Hessian-Aware Federated Learning* (**HA-FL**). **HA-FL** leverages recent literature on loss-landscape curvature attributes, specifically sharpness, to promote fairness [24; 25]. Unlike prior works, **HA-FL** not only utilizes loss-landscape sharpness to ensure fairness in locally trained models but also introduces a local models’ sharpness aware aggregation phase, attaining an improved fairness and efficacy balance. **HA-FL** offers a robust alternative to traditional bias mitigation schemes in FL, preserves privacy, and addresses challenges posed by human-centered data, requiring no knowledge of the bias-creating attribute that requires fairness protection.
- In human-centered FL, it’s typical for a single individual to use an edge platform like a smartphone. However, state-of-the-art (SOTA) FL approaches that achieve fairness by leveraging known sensitive information encounter challenges in such scenarios. Nonetheless, **HA-FL** exhibits equitable performance across FL systems with single individuals, multiple-person setups, or a combination of both on-edge platforms (referred to as clients in FL terms), thereby enhancing its practicality in real-world human-centered AI applications (Section 6.2, RQ3).
- Human-centered data may have multiple sensitive attributes at the same time, creating bias. Where SOTA FL approaches that achieve fairness by leveraging known sensitive information face challenges in improving fairness for multiple sensitive attributes simultaneously, **HA-FL** excels in attaining fairness for all, making it highly impactful. (Section 6.2, RQ4)
- We demonstrate the effectiveness of **HA-FL** using three real-world human sensing datasets, each involving distinct sensing technologies, applications, and sensitive attribute information. Our comprehensive assessments establish **HA-FL**’s superior performance in enhancing fairness and efficacy balance in human-centered AI, even without knowing the bias-creating factors.

A detailed background on FL and Fairness is provided in Appendix A, and common Biases in Human-centered data are discussed in Appendix B.4.

2 Problem Statement

In the FL context, let’s consider a scenario with q edge platforms participating in the decentralized training. Such edge platforms are termed ‘clients’, where each may possess one or more individuals’ data. The overall FL system comprises n individuals, with the t ’th individual’s data denoted as $P_t = \{x_t, y_t\}_{t=1}^n$ where x and y are data instances and corresponding labels, and $P_t \in Q_l$, where Q_l is the data for

l th client. This study focuses on the challenging scenario where no central server can access client data or where no pre-existing datasets are available to serve as a proxy for the overall client data distribution.

Assume k bias-creating factors, i.e., sensitive attributes exist, and each has k_b discrete value, $k, k_b \in \mathbb{N}$. E.g., for the sensitive attribute ‘sex,’ there can be two discrete values $k_b \in \{0, 1\}$ corresponding to male (0) or female (1). Each data instance x_t conveys traits of its membership to one of the categories of each sensitive attribute. For example, if sex, age, and sensor locations are the $k = 3$ sensitive attributes, an individual’s sensor data sample conveys the traits of the respective user’s sensitive attributes’ categories, i.e., the individual’s respective age, sex, and location, concerning the sensor. This paper’s fairness-attaining goal is, for each of the sensitive attributes k , the model’s performance across the distributions, i.e., groups $D_j^k := \{(x_i, y_i) : x_i \in j\text{th-category of } k\}_{j=1}^{k_b}$ are as close as possible. E.g., for the sensitive attribute ‘sex,’ there are two distributions, i.e., groups: $D_{\text{male}}^{\text{sex}}$ and $D_{\text{female}}^{\text{sex}}$, and the model’s performance across them needs to be equitable. This means that overall, the ML model performance will be equitable among all individuals participating in the FL system, irrespective of their membership in the categories of the sensitive attributes. Most importantly, this study’s challenge is that the k sensitive attributes and their k_b categories are unknown during training, i.e., the ‘fairness without demographics’ setting.

3 Background and Related Work

Fairness in ML has gained significant attention [26; 27; 28], initially focusing on removing or obfuscating sensitive attributes in raw data before training [28], but resulting in sub-optimal solutions [7]. Recent studies explore manipulating the loss function to enforce fairness constraints during model training [26]. However, these strategies face challenges in FL due to privacy constraints [29; 15].

Recent research has attempted to address bias mitigation in FL by) by incorporating fairness constraints at the client side [17; 18]. However, achieving fairness solely on the client side does not ensure overall fairness [19; 15]. Newer approaches propose bias mitigation during aggregation [15; 19; 30; 7] or a hybrid approach combining client-side and aggregation-side bias mitigation [8; 31; 32; 33]. Further details on them are in Appendix B.1. Notably, **HA-FL**, follows the hybrid framework.

Recent literature outside of FL explores fairness strategies without explicitly considering sensitive attribute information, known as ‘Fairness without Demographics’ [20; 23; 34]. One approach [20] identifies and boosts instances that are relatively less addressed without considering sensitive attributes. However, in FL, each client operates with its own training instances, making it challenging to identify such instances and apply this approach directly. Another approach [23; 34] involves knowledge distillation to enhance fairness starting from pre-trained biased models. However, in FL, models are not centrally shared, hindering the application of knowledge distillation approaches. Additionally, another recent study [35] introduced an approach requiring users’ private

information as model input, conflicting with FL’s privacy-preserving nature. Further details are in Appendix B.2.

Hence, none of these approaches serve as true baselines for FL, and achieving ‘Fairness without Demographics’ in FL remains an unaddressed research question.

4 Motivation behind the Approach

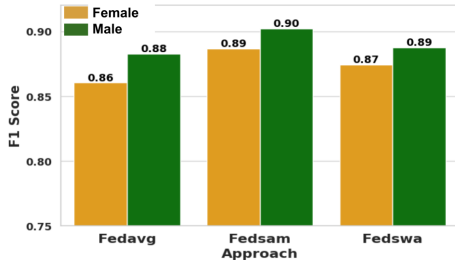


Figure 1: sex-wise disparity for different FL approaches

First, this section presents a preliminary study investigating bias among FL clients based on various factors/attributes. We utilized recent FL approaches without fairness-awareness or constraints, such as FedAvg, FedSAM, and FedSWA, employing an off-the-shelf gesture recognition model on the WIDAR dataset [3]. Our analysis revealed bias in F1 scores based on sex across all approaches, as depicted in Figure 1.

As outlined in Section 3, current Fairness without Demographics methodologies are incompatible with FL due to the distinct characteristics of FL systems, including non-shareable training instances, disjoint models, and loss landscapes. To address this challenge, this paper draws upon recent literature examining the impact of loss curvature attributes, specifically its sharpness during model training/optimization on fairness [24; 25].

The maximum eigenvalue of the Hessian matrix H , associated with the classification loss during model training, indicates the steepest direction on the loss surface [36]. A higher top eigenvalue implies a sharper minimum in the loss landscape, while a lower top eigenvalue suggests a flatter minimum, often preferred for the stability and generalizability of neural networks [32]. Recent literature suggests that minimizing disparity in the top eigenvalue of H across distributions/groups of sensitive attributes D_j^k mitigates unfairness due to these factors.

This section investigates whether FL training conforms to the literature discussed above. Figure 2 displays the top eigenvalues for the sensitive attribute ‘sex’ across two distributions, $D_{\text{male}}^{\text{sex}}$ and $D_{\text{female}}^{\text{sex}}$, for three above-discussed non-fairness-aware FL approaches using the WIDAR dataset. The visualization exposes a disparity in the top eigenvalue between the two distributions for all FL approaches, indicating that the relationship between fairness and loss landscape attributes observed in the literature extends to FL systems.

This observation inspired the development of our loss-landscape sharpness aware **HA-FL** strategy, which utilizes the top eigenvalue of the Hessian to attain flatter and equitable loss-landscapes for all local client models, leading to achieving Fairness without Demographics.

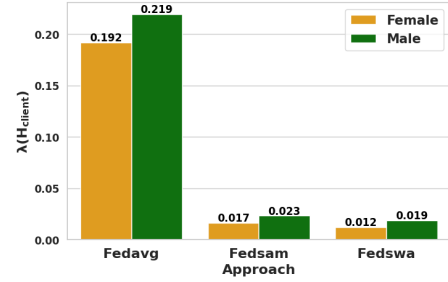


Figure 2: Disparity in the top eigen-value $\lambda(H_{\text{client}})$ between group for different FL approaches.

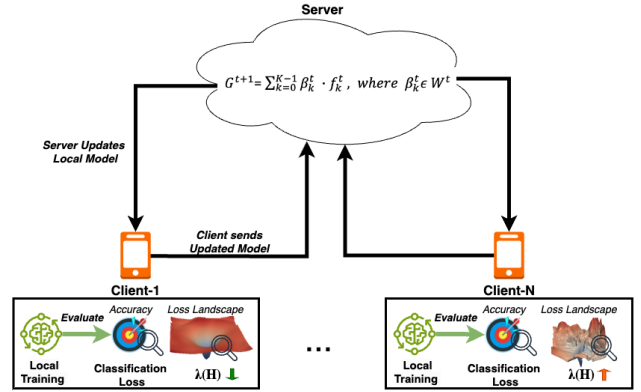


Figure 3: Approach overview

5 Approach

Figure 3 provides an overview of **HA-FL**. At each round of the FL process, every client utilizes its own individuals’ data to train local models, aiming to optimize accuracy and ensure fairness. Subsequent to local training in each round, the server aggregates the individual client models, promoting increased fairness and accuracy, guided by our *Sharpness-aware aggregation* strategy. The aggregated global model is then redistributed to the clients for the next round of the FL process. The following sections discuss the design choices and details of the **HA-FL** approach.

5.1 Design Choices

Our design choices for client-side local training and aggregation steps to ensure fairness without demographics are below.

Fair Local Training Objective

In the FL context, each client learns a model, denoted as f_{client} . We have two objectives on client side: (1) maximizing accuracy and (2) attaining fairness in decision making.

We introduce a regularization term in the client’s loss function to promote fairness at the client level. This term is derived from the Hessian matrix $H_{l_{\text{client}}}$ of the client’s classification loss function l_{client} . The learning objective at the client level can be expressed as follows:

$$\begin{aligned} \text{argmin Loss}_{\text{client}} = & \alpha \times l_{\text{client}}(f_{\text{client}}(x_i)) \\ & + (1 - \alpha) \times \frac{1}{N_{\text{correct}}} \lambda(H_{l_{\text{client}}})_{\text{correct}} \end{aligned} \quad (1)$$

Here, the maximization of accuracy is attained by minimizing the loss: $l_{\text{client}}(f_{\text{client}}(x_i))$.

The regularization term penalizes the top eigenvalue of the Hessian matrix: $\lambda(H_{l_{\text{client}}})_{\text{correct}}$, associated with the loss for correctly classified samples. This term is informed by prior research [24], indicating a direct relationship between the top eigenvalue of the Hessian matrix and the maximum uncertainty in prediction or proximity to the decision boundary for various input samples x_i . By decreasing the top eigenvalue for accurately classified samples, we enhance certainty across all correctly classified samples, indirectly mitigating potential disparities among them. The relation is explained in detail in Appendix C.

We introduce α , a hyper-parameter that acts as a balancing factor between the two objectives. α is identified using a grid search. We will use $\lambda(H_{\text{client}})$ instead of $\lambda(H_{l_{\text{client}}})_{\text{correct}}$ for simplicity for the rest of the section.

Recent literature shows that only attaining fairness at the client’s level results in sub-optimal performance globally [19; 37]. The next section focuses on the measures taken at the aggregation stage to address the challenge.

Sharpness-aware Aggregation to Promote Fairness

After completing local training, each client’s model possesses its own accuracy and maximum uncertainty in predictions, as depicted in Figure 3. Consequently, not all client models should equally contribute to deriving the aggregated global model to achieve the above-discussed dual objective.

To tackle this, the **HA-FL** approach’s *Sharpness-aware Aggregation* prioritizes clients with (1) low error rates and (2) lower maximal uncertainty to promote fairness.

Following the weighted aggregation scheme [6] for deriving the FL global model, the **HA-FL** approach computes the aggregated global model G for a specific round r with total N clients by following:

$$G^{r+1} = \sum_{n=1}^N \beta_n^r \cdot f_n^r, \text{ where } \beta_n^r \in W^r \quad (2)$$

Here, f_n^r represents the model of the client n , $W^r = \{\beta_n^r \mid \forall n \in \{1, \dots, N\}\}$ denotes the set of weighting factors for clients. To calculate the weights, at each round r , the server collects each n^{th} client’s classification error $\text{loss}_n^{\text{eval}}$ and the top eigenvalue λ_n^{eval} calculated from its respective evaluation set as a proxy of maximum uncertainty. Combining this information, the weighting factors are calculated following the equation:

$$W^r = S(S(L) \cdot S(T)) \quad (3)$$

Here, we use the Softmax operator denoted as S for simplicity. Notably, $L = \left\{ \epsilon + \frac{1}{\text{loss}_n^{\text{eval}}} \right\}_{n=1}^N$ and $T = \left\{ \epsilon + \frac{1}{\lambda_n^{\text{eval}}} \right\}_{n=1}^N$ and ϵ is a small constant added to prevent division by zero during weight calculation.

5.2 Hessian-aware Federated Learning Approach

Algorithm 1 outlines **HA-FL** approach, which begins with the following inputs: a randomly initialized global model de-

noted as G^0 , the number of clients participating in FL process represented by N , the total number of rounds for the FL process indicated by R , the number of epochs E for conducting local training on each client’s side, the cycle length c for implementing the stochastic weight averaging (SWA) protocol[32], the weighting factor α used to balance the client loss, and the batch size B utilized by the clients during training. Different modules of **HA-FL** are detailed below:

Algorithm 1 Hessian-aware Federated Learning (**HA-FL**)

Input: $\diamond G^0$: Initial random model, $\diamond N$: Number of Clients, $\diamond R$: Total rounds, $\diamond E$: local training epochs, $\diamond c$: cycle length, $\diamond \eta$: SWA starting threshold, $\diamond \alpha$: client loss weighting factor, $\diamond B$: Client batch size

Parameter: $\diamond L[]$: Array to store classification loss of clients, $\diamond T[]$: Array to store top eigenvalues of clients Hessian, $\diamond S$: Softmax operator

Returns: G_{SWA} : Global model

```

1: for each round r=0 to R-1 do
2:   if r = η × R then
3:     GSWA ← Gr
4:   end if
5:   if n ≥ η × R then
6:     γ = γ(r)
7:   end if
8:   for each Clientn n=0 to N-1 do
9:     params ← Gr, Clientn, E, B, α, γ
10:    fnr, lossnr, λnr ← TrainClient(params)
11:    L[n] ← ε + 1/lossnr
12:    T[k] ← ε + 1/λnr
13:  end for
14:  Wr = S(S(L) · S(T))
15:  Gr+1 = ∑n=1N βnr · fnr  ∀βnr ∈ Wr
16:  if r ≥ η × R and mod(r, c) = 0 then
17:    nmodels ← n/c
18:    GSWA ← (nmodel × GSWA + Gr) / (nmodels + 1)
19:  end if
20: end for
21: return GSWA

```

Local Client Training:

Following the standard FL protocol [6], the process begins at the server level by distributing a randomly initialized global model G^0 and other training parameters to the clients for local training through the *TrainClient* module (line 9-10).

TrainClient Module, as shown in Algorithm 2, receives the global model, along with training configurations such as the number of local training epochs E , batch size B , learning rate γ , and the client loss weighting factor α from the server. On the client side, data is divided into a training set D_{train} and an evaluation set D_{eval} . The model is trained on D_{train} (line-7), where we utilized the Sharpness-Aware Minimization (SAM) optimizer for model training[38]. The choice of the model optimizer is influenced by prior works in FL, which claim that using SAM optimizer at the client level helps with convergence and promotes local flatness [32] to achieve better

generalizability for the clients.

The client-local training follows the dual objective discussed in Section 5.1, as per equation 1. The model performance is assessed on the disjoint D_{eval} (line-9) to identify the best-performing model. For this model, the evaluation loss $eval_loss_n$ and the top eigenvalue of the Hessian matrix $eval_lambda_n$ are calculated. The optimal model’s evaluation loss and top eigenvalue are stored in $Loss_{eval,n}^r$ and $lambda_{eval,n}^r$, respectively (Lines 10,11). These metrics and the weights of the selected model are then sent back to the server (line-13).

Sharpness-aware aggregation:

Upon receipt of the clients’ local training returns, as per Algorithm 1, the server starts the model aggregation phase. Our *Sharpness-aware aggregation* method calculates weights for each client based on their classification loss and the top eigenvalue of the Hessian matrix related to their loss (lines 13,14). Clients with lower classification loss and lower top eigenvalues are assigned higher weights (lines 10,11).

Stochastic Weight Averaging (SWA): On the server side, we also use SWA [39], a technique shown to enhance generalization in FL systems [32]. The significance of generalization in fair models is underscored by research [40; 41] focusing on improving their robustness and ability to perform fairly across unseen data. This addresses the challenge of fairness constraint overfitting [41], where models fair on training data may still exhibit unfairness on unseen data. In human-centered FL, ensuring fairness and robustness across unseen instances is critical; hence, the adoption of SWA is crucial in **HA-FL**. SWA averages the global models at regular intervals, i.e., cycles c (line 17), and adjusts the learning rate throughout the FL process (line 6) to achieve flatter minima, thereby preventing overfitting as the process advances. The SWA process begins after a threshold (η) number of the rounds are complete (lines 1-4); for our evaluations, this threshold is set to $\eta = 20\%$. The early start threshold was chosen due to the limited data size, which allows for quicker convergence in our setting.

6 Experimental Evaluation

In this section, we analyze the performance of **HA-FL** approach under different configurations and datasets.

6.1 Datasets, Models, and Metrics

Only a few human-sensing datasets encompass data from diverse demographic groups. This section performs comprehensive evaluations on three such human-centered datasets: EDA [42] with 48 participants, WIDAR [3] with 16 participants, and HAR (HugaDB) [43] with 18 participants (details in Appendix D.1). Each dataset comprises known specific bias contributing factors: ‘orientation’ relative to the sensor and ‘sex’ for WIDAR; the ‘hand’ in which the smartwatch is worn and ‘sex’ of the participant for EDA; and ‘sex’ alone for HugaDB. Although **HA-FL** does not require knowledge of sensitive attributes during training, we leveraged the aforementioned factors from each dataset as proxies for all unknown factors to evaluate the effectiveness of **HA-FL**.

The data partitioning for training and testing maintains a consistent 80:20 ratio across each client participant, ensuring

Algorithm 2 $TrainClient(G^t, Client_k, E, B, \alpha, \gamma)$

Parameter: $\diamond G^t$: Initial model sent from Server side, $\diamond E$: local training epochs at Client side, $\diamond Client_k$: Client ID $\diamond B$: Client Batch size, $\diamond \alpha$: client loss weighting factor, $\diamond \gamma$: client learning rate

Returns: $f_n^r, Loss_{eval,n}^r, lambda_{eval,n}^r$

```

1: Initialize:  $f_n^r \leftarrow G^r$  {Server-side global model}
2: Initialize:  $l_n$  {Client Classification loss}
3: Initialize: SAM optimizer
4: Split:  $Client_n$  data  $D_n$  into  $D_{train}$  and  $D_{eval}$ 
5: for each epoch e=0 to E-1 do
6:   for each batch i=0 to B in  $D_{train}$  do
7:     argmin  $Loss_n$ 
8:   end for
9:   Evaluate  $f_n$  on  $D_{eval}$  get:  $eval\_loss_n, eval\_lambda_n$ 
10:   $Loss_{eval,n}^r \leftarrow eval\_loss_n$ 
11:   $lambda_{eval,n}^r \leftarrow eval\_lambda_n$ 
12: end for
13: return  $f_n^r, Loss_{eval,n}^r, lambda_{eval,n}^r$ 

```

balanced representation in our assessments. Each dataset is paired with its dedicated neural network model (detailed in Appendix D.3), adapted from off-the-shelf benchmark models in the literature [44; 45; 46], tailored for FL classification tasks. Specifically, we conducted gesture recognition using WiFi signals on WIDAR, human activity recognition using accelerometer and gyroscope readings for HugaDB, and stress detection based on physiological parameters and accelerometer readings for the EDA dataset. We have meticulously selected and tuned multiple hyperparameters for each of the employed models, as detailed in Appendix D.4.

Evaluation Metrics: To measure the effectiveness of FL, we utilized F1 Scores and Accuracy, while for assessing fairness, we employed Equal Opportunity Gap (EO gap) metrics, in line with existing literature [19; 15]. Further details can be found in Appendix A.

6.2 Evaluation on **HA-FL**’s Effectiveness

To establish the effectiveness of **HA-FL**, we have investigated specific research questions (RQ) discussed below.

RQ1: Could **HA-FL improve the fairness and efficacy balance than the contemporary benign (i.e., non-fairness aware) FL approaches?**

To investigate, we compare **HA-FL** with benign FL models (Fedavg, FedSam, and FedSwa) across three datasets, examining fairness by evaluating the EO gap between ‘sex.’ Results in Table 1 show a notable decrease in the EO gap with **HA-FL**, indicating enhanced fairness compared to conventional FL methods. While a performance-fairness tradeoff was observed in the WIDAR dataset, which is consistent with prior literature [37], our approach maintained accuracy in the other two datasets, showcasing its improved efficacy and fairness balance over benign approaches without using sensitive attribute information during training.

Dataset	Model	F1 Score	Accuracy	EO Gap
WIDAR	Fedavg	0.8648	87.08%	0.4135
	Fedsam	0.8896	89.72%	0.4212
	Fedswa	0.8703	88.35%	0.3930
	HA-FL	0.8012	82.92%	0.3457
EDA	Fedavg	0.8064	74.82%	0.3421
	Fedsam	0.8280	82.82%	0.2980
	Fedswa	0.8161	82.90%	0.2945
	HA-FL	0.7946	81.38%	0.2592
HAR	Fedavg	0.8424	83.78%	0.4630
	Fedsam	0.8894	88.60%	0.4178
	Fedswa	0.8431	83.66%	0.4142
	HA-FL	0.8347	82.75%	0.4015

Table 1: Performance Metrics on Different Datasets for benign approaches Fedavg, Fedsam, Fedswa vs Proposed (**HA-FL**) Approach.

Dataset	Model	F1 Score	Accuracy	EO Gap
WIDAR	EO-Fedavg	0.8358	85.21%	0.3725
	FB-Fedavg	0.8134	82.39%	0.3892
	HA-FL	0.8012	82.92%	0.3457
EDA	EO-Fedavg	0.7705	74.57%	0.2574
	FB-Fedavg	0.7611	72.11%	0.2627
	HA-FL	0.7946	81.38%	0.2592
HAR	EO-Fedavg	0.8357	82.89%	0.4178
	FB-Fedavg	0.8315	83.01%	0.3761
	HA-FL	0.8347	82.75%	0.4015

Table 2: Comparison of **HA-FL** with the ‘Equalized Odds (EO) Loss with Fedavg’ and ‘Fairbatch (FB) with Fedavg’ models

RQ2: Could **HA-FL** attain fairness comparable to the existing SOTA known-fairness-aware strategies in FL?

To investigate, we compared **HA-FL** with SOTA fairness-aware FL methods like ‘Fairbatch with Fedavg’ [47] and ‘Equalized odds loss with Fedavg’ [48]. Details of these methods are in Appendix B.3. These methods ensure fairness by considering specific known factors/attributes during FL training. However, the former method [47] compromises FL’s privacy-preserving nature as clients share such information with servers. The evaluation results are shown in Table 2, where the known fairness attaining factor/attribute during training for the two fairness-aware methods is ‘sex,’ and the EO gap in respect to ‘sex’ is computed for fairness comparisons. **HA-FL**, without prior knowledge during training, achieves comparable fairness. Notably, observing the lowest EO gaps for WIDAR, EDA, and HAR (0.34, 0.24, and 0.37, respectively), our approach matches the best gaps in WIDAR and EDA and is comparable to the best-performing approach in the HAR dataset. This outcome represents a significant advancement and introduces a more privacy-preserving and adaptable solution for fairness in FL.

RQ3: Can fairness be achieved in FL with single and multiple individuals comprising clients?

Conventional fairness-enhancing FL methods often require clients with diverse groups of individuals, necessitating data instances from all targeted sensitive attribute groups to attain fairness. For example, to attain sex-wise fairness, these methods require that each client includes both male and female individuals. Notably, **HA-FL** eliminates this requirement,

Model	F1 Score	Accuracy	EO Gap
Fedavg	0.8616	86.33%	0.4199
Fedsam	0.8799	88.31%	0.4327
Fedswa	0.8694	87.29%	0.4225
HA-FL	0.8542	86.14%	0.3879

Table 3: Comparison of unfair FL and **HA-FL** Model Performance Metrics on WIDAR Datasets for **single and multi-person client distribution**.

achieving fairness even with single-person clients by regulating the loss landscape characteristics instead of directly optimizing for fairness-loss during training. Table 3 showcases **HA-FL**’s performance across the WIDAR dataset, encompassing both single and multi-person data without guaranteed inclusion of all group data instances for sensitive attributes. Client distribution details are available in Appendix D.2. Despite a modest 1% accuracy sacrifice compared to Table 1, **HA-FL** notably reduces the EO Gap, demonstrating its effectiveness in achieving fairness without imposing strict inclusion requirements.

RQ4: Could **HA-FL** improve fairness for multiple sensitive attributes simultaneously?

In FL applications, human-centered data frequently involves multiple sensitive attributes such as sex, race, age, region, and socioeconomic status. Despite attempts to mitigate bias in FL, most methods concentrate on addressing one sensitive attribute at a time [19; 31], which presents challenges in comprehensively addressing bias across multiple attributes. While some researchers considered the presence of multiple sensitive attributes, they struggle to effectively reduce bias for each sensitive attribute [7]. **HA-FL** does not utilize any sensitive attribute information during training, thereby improving fairness across multiple sensitive attributes simultaneously and addresses this research gap.

To assess its effectiveness, we computed fairness regarding other sensitive attributes besides ‘sex’: ‘hands’ and ‘orientation’ concerning the sensor, for the same models evaluated in Table 1 for the EDA and WIDAR datasets, respectively. HAR has only one sensitive attribute, ‘sex,’ hence, this section excludes HAR evaluation. The results, summarized in Table 4, demonstrate notable improvements in fairness across other sensitive attributes as well.

Notably, the EO gap reduction in the EDA dataset was achieved with a modest sacrifice of 1% in F1 score than the Table 1 results when considering the sensitive attribute left and right “hand.” A similar result is observed for the WIDAR dataset, showcasing enhanced fairness across multiple attributes simultaneously

Additionally, there is a discrepancy in F1 scores between the WIDAR dataset results in Tables 1 and 4. This difference stems from deliberate resampling techniques used to induce dataset imbalance during the evaluation of the orientation attribute. The intentional introduction of imbalance served as a test to assess the model’s capability to handle scenarios with unevenly distributed attributes.

Dataset	Sensitive Attribute	F1 Score	Accuracy	EO Gap	Model
EDA	Hand	0.8064	74.82%	0.5714	Fedavg
		0.8016	74.49%	0.4850	Fedsam
		0.8089	82.30%	0.4903	Fedswa
		0.7946	81.38%	0.4744	HA-FL
WIDAR	Orientation	0.8641	86.53%	0.4788	Fedavg
		0.9736	97.56%	0.5194	Fedsam
		0.8759	88.49%	0.4448	Fedswa
		0.8241	84.66%	0.3863	HA-FL

Table 4: Performance Metrics comparison under sensitive attributes other than ‘sex.’



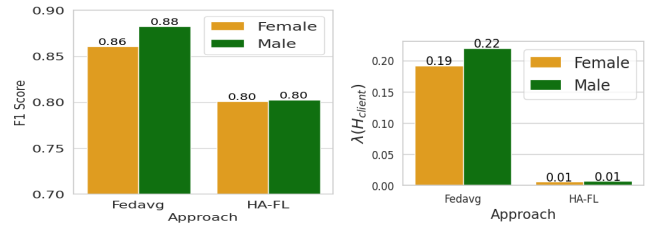
Figure 4: Variation of $\lambda(H_{client})$ for the WIDAR dataset on Fedavg and **HA-FL** models across different client distributions.

6.3 Discussion on **HA-FL**’s Effectiveness

While Section 6.2 confirms the effectiveness of **HA-FL**, this section delves into and discusses the underlying reasons behind its effectiveness. As outlined in Sections 4 and 5.1, **HA-FL** fosters fairness by reducing the top eigenvalue of the Hessian matrix ($\lambda(H_{client})$), resulting in flatter loss landscapes among local client models and thereby ensuring more similar $\lambda(H_{client})$ across them, enabling equitable efficacy overall.

To verify whether **HA-FL** indeed upholds this assumption, we visualize the $\lambda(H_{client})$ among single-person and multi-person client FL systems, as shown in Figure 4. Regardless of the sensitive attributes, **HA-FL** consistently reduces the top eigenvalue of the Hessian matrix and improves the discrepancy of $\lambda(H_{client})$ across clients. *This visualization confirms that **HA-FL** leads to a more similar and flatter loss landscape across clients.*

Furthermore, we investigate *whether similar and flatter loss landscapes, indicated by similar and lower $\lambda(H_{client})$, indeed promote equitable efficacy across groups or distributions of sensitive attributes.* For the aforementioned models, we visualize the F1 scores and differences in $\lambda(H_{client})$ among male and female groups regarding the sensitive attribute ‘sex,’ as depicted in Figure 5. In the **HA-FL** model, the $\lambda(H_{client})$ values for both male and female groups significantly decrease from 0.22 to 0.01 and 0.19 to 0.01, respectively. This reduction and alignment result in identical F1 scores among these groups in the **HA-FL** model. These visualizations affirm that **HA-FL**, consistent with contemporary fairness theories, indeed aligns with our assumption, thereby promoting equitable efficacy across all participants, regardless of their sensitive attributes, and even in the absence of



(a) F1 Score Sex-wise Difference (b) $\lambda(H_{client})$ Sex-wise Difference

Figure 5: Comparison of Sex-wise (a) F1 Score and (b) $\lambda(H_{client})$ values for the selected round of the Fedavg and the **HA-FL** model in the WIDAR Dataset.

such knowledge.

6.4 Ablation study

We conducted a comprehensive ablation study to meticulously guide the choices in our proposed approach. While the study is detailed in Appendix E, a brief summary of the outcomes is outlined below:

- Achieving fairness solely through client-side fair training (Algorithm 2), without incorporating the Sharpness-aware Aggregation (Algorithm 1 lines 14-15), or vice versa, yields sub-optimal outcomes, underscoring the significance of the introduced **HA-FL**’s hybrid approach.
- Thorough assessment of the aggregation strategy confirms that integrating both classification and top eigenvalue loss and favoring clients with lower loss, as described in Section 5.1, enhances the balance between efficacy and fairness.

7 Broader Impact and Limitation

This first of its kind paper addresses an important research gap lies at the *intersection of fairness and federated learning in the context of human-centered applications* and sets the stage for a more equitable and responsible future in decentralized human-centered computing, ensuring that the benefits of technological advancements are accessible and fair to all.

Limitation: Achieving fairness in FL systems requires attaining a balance between fairness and model performance [37]. The quest to ensure fairness for individual clients of ten results in reduced performance across the board, an issue highlighted in literature [19; 7; 49; 50]. Although **HA-FL** demonstrates significant effectiveness in achieving this balance, as discussed in Section 6.2, **RQ1**, it exhibits minor performance degradation in the WIDAR dataset. This could be attributed to our aggregation scheme, outlined in Section 5.1 Equation 3, which equally weighs low error rates and lower maximal uncertainty, thus limiting the ability to balance accuracy and fairness. The issue could be resolved by introducing a hyper-parameter as the weighting factor.

8 Conclusion

This paper introduces **HA-FL**, a novel bias mitigation strategy and an innovative *Sharpness-aware aggregation* scheme which addresses the challenge of incorporating fairness into

human-centered FL without needing knowledge of sensitive information or bias-inducing attributes thereby upholding the privacy-preserving trait of FL. Through thorough evaluation, **HA-FL** proves its effectiveness in striking a balance between fairness and performance across a variety of real-world applications and FL setups, addressing both single and multiple bias factors without the need for knowledge of sensitive attributes. **HA-FL** paves the way for equitable and privacy-preserving decentralized human-centered AI learning, showcasing its potential for substantial impact.

References

- [1] C. Li, Z. Cao, and Y. Liu, "Deep ai enabled ubiquitous wireless sensing: A survey," *ACM Computing Surveys (CSUR)*, vol. 54, no. 2, pp. 1–35, 2021.
- [2] D. Puccinelli and M. Haenggi, "Wireless sensor networks: applications and challenges of ubiquitous sensing," *IEEE Circuits and systems magazine*, vol. 5, no. 3, pp. 19–31, 2005.
- [3] Y. Zhang, Y. Zheng, K. Qian, G. Zhang, Y. Liu, C. Wu, and Z. Yang, "Widar3. 0: Zero-effort cross-domain gesture recognition with wi-fi," *IEEE Transactions on Pattern Analysis and Machine Intelligence*, vol. 44, no. 11, pp. 8671–8688, 2021.
- [4] G. Vos, K. Trinh, Z. Sarnyai, and M. R. Azghadi, "Generalizable machine learning for stress monitoring from wearable devices: A systematic literature review," *International Journal of Medical Informatics*, p. 105026, 2023.
- [5] Z. Zhou, X. Chen, E. Li, L. Zeng, K. Luo, and J. Zhang, "Edge intelligence: Paving the last mile of artificial intelligence with edge computing," *Proceedings of the IEEE*, vol. 107, no. 8, pp. 1738–1762, 2019.
- [6] B. McMahan, E. Moore, D. Ramage, S. Hampson, and B. A. y Arcas, "Communication-efficient learning of deep networks from decentralized data," in *Artificial intelligence and statistics*, pp. 1273–1282, PMLR, 2017.
- [7] D. Y. Zhang, Z. Kou, and D. Wang, "Fairfl: A fair federated learning approach to reducing demographic bias in privacy-sensitive classification models," in *2020 IEEE International Conference on Big Data (Big Data)*, pp. 1051–1060, IEEE, 2020.
- [8] A. Abay, Y. Zhou, N. Baracaldo, S. Rajamoni, E. Chuba, and H. Ludwig, "Mitigating bias in federated learning," *arXiv preprint arXiv:2012.02447*, 2020.
- [9] D. A. Epstein, C. Caldeira, M. C. Figueiredo, X. Lu, L. M. Silva, L. Williams, J. H. Lee, Q. Li, S. Ahuja, Q. Chen, *et al.*, "Mapping and taking stock of the personal informatics literature," *Proceedings of the ACM on Interactive, Mobile, Wearable and Ubiquitous Technologies*, vol. 4, no. 4, pp. 1–38, 2020.
- [10] Y.-H. Kim, J. H. Jeon, E. K. Choe, B. Lee, K. Kim, and J. Seo, "Timeaware: Leveraging framing effects to enhance personal productivity," in *Proceedings of the 2016 CHI Conference on Human Factors in Computing Systems*, pp. 272–283, 2016.
- [11] T. Shaik, X. Tao, N. Higgins, R. Gururajan, Y. Li, X. Zhou, and U. R. Acharya, "Fedstack: Personalized activity monitoring using stacked federated learning," *Knowledge-Based Systems*, vol. 257, p. 109929, 2022.
- [12] S. Yfantidou, M. Constantinides, D. Spathis, A. Vakali, D. Quercia, and F. Kawsar, "Beyond accuracy: A critical review of fairness in machine learning for mobile and wearable computing," *arXiv preprint arXiv:2303.15585*, 2023.
- [13] X. Xu, X. Liu, H. Zhang, W. Wang, S. Nepal, Y. Seifidgar, W. Seo, K. S. Kuehn, J. F. Huckins, M. E. Morris, *et al.*, "Globem: Cross-dataset generalization of longitudinal human behavior modeling," *Proceedings of the ACM on Interactive, Mobile, Wearable and Ubiquitous Technologies*, vol. 6, no. 4, pp. 1–34, 2023.
- [14] H. Zhang, L. Wang, Y. Sheng, X. Xu, J. Mankoff, and A. K. Dey, "A framework for designing fair ubiquitous computing systems," in *Adjunct Proceedings of the 2023 ACM International Joint Conference on Pervasive and Ubiquitous Computing & the 2023 ACM International Symposium on Wearable Computing*, pp. 366–373, 2023.
- [15] Y. Djebrouni, N. Benarba, O. Touat, P. De Rosa, S. Bouchenak, A. Bonifati, P. Felber, V. Marangozova, and V. Schiavoni, "Bias mitigation in federated learning for edge computing," *Proceedings of the ACM on Interactive, Mobile, Wearable and Ubiquitous Technologies*, vol. 7, no. 4, pp. 1–35, 2024.
- [16] H. Chen, T. Zhu, T. Zhang, W. Zhou, and P. S. Yu, "Privacy and fairness in federated learning: on the perspective of trade-off," *ACM Computing Surveys*, 2023.
- [17] Y. Zeng, H. Chen, and K. Lee, "Improving fairness via federated learning," *arXiv preprint arXiv:2110.15545*, 2021.
- [18] A. Papadaki, N. Martinez, M. Bertran, G. Sapiro, and M. Rodrigues, "Minimax demographic group fairness in federated learning," in *Proceedings of the 2022 ACM Conference on Fairness, Accountability, and Transparency*, pp. 142–159, 2022.
- [19] Y. H. Ezzeldin, S. Yan, C. He, E. Ferrara, and A. S. Avestimehr, "Fairfed: Enabling group fairness in federated learning," in *Proceedings of the AAAI Conference on Artificial Intelligence*, vol. 37, pp. 7494–7502, 2023.
- [20] P. Lahoti, A. Beutel, J. Chen, K. Lee, F. Prost, N. Thain, X. Wang, and E. Chi, "Fairness without demographics through adversarially reweighted learning," *Advances in neural information processing systems*, vol. 33, pp. 728–740, 2020.
- [21] N. Mehrabi, F. Morstatter, N. Saxena, K. Lerman, and A. Galstyan, "A survey on bias and fairness in machine learning," *ACM computing surveys (CSUR)*, vol. 54, no. 6, pp. 1–35, 2021.
- [22] T. Hashimoto, M. Srivastava, H. Namkoong, and P. Liang, "Fairness without demographics in repeated loss minimization," in *International Conference on Machine Learning*, pp. 1929–1938, PMLR, 2018.
- [23] J. Chai, T. Jang, and X. Wang, "Fairness without demographics through knowledge distillation," *Advances in Neural Information Processing Systems*, vol. 35, pp. 19152–19164, 2022.
- [24] C. Tran, F. Fioretto, J.-E. Kim, and R. Naidu, "Pruning has a disparate impact on model accuracy," *Advances in Neural Information Processing Systems*, vol. 35, pp. 17652–17664, 2022.

- [25] H. Wang, J. Hong, J. Zhou, and Z. Wang, “How robust is your fairness? evaluating and sustaining fairness under unseen distribution shifts,” *Transactions on machine learning research*, vol. 2023, 2023.
- [26] W. Zhang and E. Ntoutsis, “Faht: an adaptive fairness-aware decision tree classifier,” *arXiv preprint arXiv:1907.07237*, 2019.
- [27] D. Y. Zhang, Y. Huang, Y. Zhang, and D. Wang, “Crowd-assisted disaster scene assessment with human-ai interactive attention,” in *Proceedings of the AAAI Conference on Artificial Intelligence*, vol. 34, pp. 2717–2724, 2020.
- [28] C. Dwork, M. Hardt, T. Pitassi, O. Reingold, and R. Zemel, “Fairness through awareness,” in *Proceedings of the 3rd innovations in theoretical computer science conference*, pp. 214–226, 2012.
- [29] D. Pessach and E. Shmueli, “A review on fairness in machine learning,” *ACM Computing Surveys (CSUR)*, vol. 55, no. 3, pp. 1–44, 2022.
- [30] T. Li, M. Sanjabi, A. Beirami, and V. Smith, “Fair resource allocation in federated learning,” *arXiv preprint arXiv:1905.10497*, 2019.
- [31] S. Cui, W. Pan, J. Liang, C. Zhang, and F. Wang, “Addressing algorithmic disparity and performance inconsistency in federated learning,” *Advances in Neural Information Processing Systems*, vol. 34, pp. 26091–26102, 2021.
- [32] D. Caldarola, B. Caputo, and M. Ciccone, “Improving generalization in federated learning by seeking flat minima,” in *European Conference on Computer Vision*, pp. 654–672, Springer, 2022.
- [33] S. I. A. Meerza, L. Liu, J. Zhang, and J. Liu, “Glocalfair: Jointly improving global and local group fairness in federated learning,” *arXiv preprint arXiv:2401.03562*, 2024.
- [34] J. Chai and X. Wang, “Self-supervised fair representation learning without demographics,” *Advances in Neural Information Processing Systems*, vol. 35, pp. 27100–27113, 2022.
- [35] Q. Liu, H. Jiang, F. Wang, Y. Zhuang, L. Wu, W. Gao, E. Chen, *et al.*, “Fairlisa: Fair user modeling with limited sensitive attributes information,” *Advances in Neural Information Processing Systems*, vol. 36, 2024.
- [36] S. Jastrzębski, Z. Kenton, N. Ballas, A. Fischer, Y. Bengio, and A. Storkey, “On the relation between the sharpest directions of dnn loss and the sgd step length,” *arXiv preprint arXiv:1807.05031*, 2018.
- [37] X. Gu, Z. Tianqing, J. Li, T. Zhang, W. Ren, and K.-K. R. Choo, “Privacy, accuracy, and model fairness trade-offs in federated learning,” *Computers & Security*, vol. 122, p. 102907, 2022.
- [38] P. Foret, A. Kleiner, H. Mobahi, and B. Neyshabur, “Sharpness-aware minimization for efficiently improving generalization,” in *International Conference on Learning Representations*, 2021.
- [39] P. Izmailov, D. Podoprikin, T. Garipov, D. Vetrov, and A. G. Wilson, “Averaging weights leads to wider optima and better generalization,” *arXiv preprint arXiv:1803.05407*, 2018.
- [40] J. Ferry, U. Aivodji, S. Gambs, M.-J. Huguet, and M. Siala, “Improving fairness generalization through a sample-robust optimization method,” *Machine Learning*, vol. 112, no. 6, pp. 2131–2192, 2023.
- [41] A. Cotter, M. Gupta, H. Jiang, N. Srebro, K. Sridharan, S. Wang, B. Woodworth, and S. You, “Training fairness-constrained classifiers to generalize,” in *ICML 2018 workshop: “fairness, accountability, and transparency in machine learning (FAT/ML)*, 2018.
- [42] Y. Xiao, H. Sharma, Z. Zhang, D. Bergen-Cico, T. Rahman, and A. Salekin, “Reading between the heat: Co-teaching body thermal signatures for non-intrusive stress detection,” *Proceedings of the ACM on Interactive, Mobile, Wearable and Ubiquitous Technologies*, vol. 7, no. 4, pp. 1–30, 2024.
- [43] R. Chereshevnev and A. Kertész-Farkas, “Hugadb: Human gait database for activity recognition from wearable inertial sensor networks,” in *Analysis of Images, Social Networks and Texts: 6th International Conference, AIST 2017, Moscow, Russia, July 27–29, 2017, Revised Selected Papers 6*, pp. 131–141, Springer, 2018.
- [44] J. Yang, X. Chen, D. Wang, H. Zou, C. X. Lu, S. Sun, and L. Xie, “Sensefi: A library and benchmark on deep-learning-empowered wifi human sensing,” *Patterns*, vol. 4, no. 3, 2023.
- [45] H. Sharma, Y. Xiao, V. Tumanova, and A. Salekin, “Psychophysiological arousal in young children who stutter: An interpretable ai approach,” *Proceedings of the ACM on interactive, mobile, wearable and ubiquitous technologies*, vol. 6, no. 3, pp. 1–32, 2022.
- [46] S. Pirttikangas, K. Fujinami, and T. Nakajima, “Feature selection and activity recognition from wearable sensors,” in *Ubiquitous Computing Systems: Third International Symposium, UCS 2006, Seoul, Korea, October 11-13, 2006. Proceedings 3*, pp. 516–527, Springer, 2006.
- [47] Y. Roh, K. Lee, S. E. Whang, and C. Suh, “Fairbatch: Batch selection for model fairness,” *arXiv preprint arXiv:2012.01696*, 2020.
- [48] A. Fukuchi, Y. Yabe, and M. Sode, “fairtorch: Pytorch implementation of parity loss as constraints function for fairness in machine learning,” 2020.
- [49] M. T. Al Amin, T. Abdelzaher, D. Wang, and B. Szymanski, “Crowd-sensing with polarized sources,” in *2014 IEEE International Conference on Distributed Computing in Sensor Systems*, pp. 67–74, IEEE, 2014.
- [50] D. Wang, B. K. Szymanski, T. Abdelzaher, H. Ji, and L. Kaplan, “The age of social sensing,” *Computer*, vol. 52, no. 1, pp. 36–45, 2019.

- [51] M. Hall, L. van der Maaten, L. Gustafson, M. Jones, and A. Adcock, "A systematic study of bias amplification," *arXiv preprint arXiv:2201.11706*, 2022.
- [52] A. Castelnovo, R. Crupi, G. Greco, D. Regoli, I. G. Penco, and A. C. Cosentini, "A clarification of the nuances in the fairness metrics landscape," *Scientific Reports*, vol. 12, no. 1, p. 4209, 2022.
- [53] T. R  z, "Group fairness: Independence revisited," in *Proceedings of the 2021 ACM conference on fairness, accountability, and transparency*, pp. 129–137, 2021.
- [54] Y. Djebrouni, "Towards bias mitigation in federated learning," in *16th EuroSys Doctoral Workshop*, 2022.
- [55] L. Chu, L. Wang, Y. Dong, J. Pei, Z. Zhou, and Y. Zhang, "Fedfair: Training fair models in cross-silo federated learning. arxiv 2021," *arXiv preprint arXiv:2109.05662*.
- [56] M. Mohri, G. Sivek, and A. T. Suresh, "Agnostic federated learning," in *International Conference on Machine Learning*, pp. 4615–4625, PMLR, 2019.
- [57] T. Huang, W. Lin, L. Shen, K. Li, and A. Y. Zomaya, "Stochastic client selection for federated learning with volatile clients," *IEEE Internet of Things Journal*, vol. 9, no. 20, pp. 20055–20070, 2022.
- [58] T. Song, Y. Tong, and S. Wei, "Profit allocation for federated learning," in *2019 IEEE International Conference on Big Data (Big Data)*, pp. 2577–2586, IEEE, 2019.
- [59] T. Li, S. Hu, A. Beirami, and V. Smith, "Ditto: Fair and robust federated learning through personalization," in *International Conference on Machine Learning*, pp. 6357–6368, PMLR, 2021.
- [60] W. Du, D. Xu, X. Wu, and H. Tong, "Fairness-aware agnostic federated learning," in *Proceedings of the 2021 SIAM International Conference on Data Mining (SDM)*, pp. 181–189, SIAM, 2021.
- [61] J. Angwin, J. Larson, S. Mattu, and L. Kirchner, "Machine bias," in *Ethics of data and analytics*, pp. 254–264, Auerbach Publications, 2022.
- [62] B. Becker and R. Kohavi, "Adult." UCI Machine Learning Repository, 1996. DOI: <https://doi.org/10.24432/C5XW20>.
- [63] L. F. Wightman, "Lsac national longitudinal bar passage study. Isac research report series.,", 1998.
- [64] S. L. Blodgett, L. Green, and B. O'Connor, "Demographic dialectal variation in social media: A case study of african-american english," *arXiv preprint arXiv:1608.08868*, 2016.
- [65] F. Drago, R. Galbiati, and P. Vertova, "Prison conditions and recidivism," *American law and economics review*, vol. 13, no. 1, pp. 103–130, 2011.
- [66] J. J. Smith, A. Buhayh, A. Kathait, P. Ragothaman, N. Mattei, R. Burke, and A. Volda, "The many faces of fairness: Exploring the institutional logics of multistakeholder microlending recommendation," in *Proceedings of the 2023 ACM Conference on Fairness, Accountability, and Transparency*, pp. 1652–1663, 2023.
- [67] G. Hinton, O. Vinyals, and J. Dean, "Distilling the knowledge in a neural network," *arXiv preprint arXiv:1503.02531*, 2015.
- [68] N. Papernot, P. McDaniel, X. Wu, S. Jha, and A. Swami, "Distillation as a defense to adversarial perturbations against deep neural networks," in *2016 IEEE symposium on security and privacy (SP)*, pp. 582–597, IEEE, 2016.
- [69] F. Ding, M. Hardt, J. Miller, and L. Schmidt, "Retiring adult: New datasets for fair machine learning," *Advances in neural information processing systems*, vol. 34, pp. 6478–6490, 2021.
- [70] S. Yang, P. Luo, C.-C. Loy, and X. Tang, "From facial parts responses to face detection: A deep learning approach," in *Proceedings of the IEEE international conference on computer vision*, pp. 3676–3684, 2015.
- [71] A. Agarwal, A. Beygelzimer, M. Dud  k, J. Langford, and H. Wallach, "A reductions approach to fair classification," in *International conference on machine learning*, pp. 60–69, PMLR, 2018.
- [72] S. Yfantidou, M. Constantinides, D. Spathis, A. Vakali, D. Quercia, and F. Kawsar, "The state of algorithmic fairness in mobile human-computer interaction," in *Proceedings of the 25th International Conference on Mobile Human-Computer Interaction*, pp. 1–7, 2023.
- [73] B. Bent, B. A. Goldstein, W. A. Kibbe, and J. P. Dunn, "Investigating sources of inaccuracy in wearable optical heart rate sensors," *NPJ digital medicine*, vol. 3, no. 1, p. 18, 2020.
- [74] K. Bayoumy, M. Gaber, A. Elshafeey, O. Mhaimeed, E. H. Dineen, F. A. Marvel, S. S. Martin, E. D. Muse, M. P. Turakhia, K. G. Tarakji, *et al.*, "Smart wearable devices in cardiovascular care: where we are and how to move forward," *Nature Reviews Cardiology*, vol. 18, no. 8, pp. 581–599, 2021.
- [75] P. J. Colvonen, P. N. DeYoung, N.-O. A. Bosompra, and R. L. Owens, "Limiting racial disparities and bias for wearable devices in health science research," 2020.
- [76] F. Nikseresht, R. Yan, R. Lew, Y. Liu, R. M. Sebastian, and A. Doryab, "Detection of racial bias from physiological responses," in *Advances in Usability, User Experience, Wearable and Assistive Technology: Proceedings of the AHFE 2021 Virtual Conferences on Usability and User Experience, Human Factors and Wearable Technologies, Human Factors in Virtual Environments and Game Design, and Human Factors and Assistive Technology, July 25-29, 2021, USA*, pp. 59–66, Springer, 2021.
- [77] U. Schimmack, "The implicit association test: A method in search of a construct," *Perspectives on Psychological Science*, vol. 16, no. 2, pp. 396–414, 2021.

- [78] H. Y. Aldosky, "Impact of obesity and gender differences on electrodermal activities.," *General Physiology & Biophysics*, vol. 38, no. 6, 2019.
- [79] M. A. U. Alam, "Ai-fairness towards activity recognition of older adults," in *MobiQuitous 2020-17th EAI International Conference on Mobile and Ubiquitous Systems: Computing, Networking and Services*, pp. 108–117, 2020.
- [80] J. A. Nanzer and R. L. Rogers, "Human presence detection using millimeter-wave radiometry," *IEEE Transactions on Microwave Theory and Techniques*, vol. 55, no. 12, pp. 2727–2733, 2007.
- [81] A. Sengupta, F. Jin, R. Zhang, and S. Cao, "mm-pose: Real-time human skeletal posture estimation using mmwave radars and cnns," *IEEE Sensors Journal*, vol. 20, no. 17, pp. 10032–10044, 2020.
- [82] Y. S. Park, Y.-S. Shin, J. Kim, and A. Kim, "3d ego-motion estimation using low-cost mmwave radars via radar velocity factor for pose-graph slam," *IEEE Robotics and Automation Letters*, vol. 6, no. 4, pp. 7691–7698, 2021.
- [83] M. Kaur, "Wireless sensor networks: Issues & challenges,"
- [84] D. Sathya, V. Chaithra, S. Adiga, G. Srujana, and M. Priyanka, "Systematic review on on-air hand doodle system for the purpose of authentication," in *2023 Third International Conference on Artificial Intelligence and Smart Energy (ICAIS)*, pp. 1460–1467, IEEE, 2023.
- [85] F. Wang, J. Han, S. Zhang, X. He, and D. Huang, "Csinet: Unified human body characterization and pose recognition," *arXiv preprint arXiv:1810.03064*, 2018.
- [86] R. Shahbazian and I. Trubitsyna, "Human sensing by using radio frequency signals: A survey on occupancy and activity detection," *IEEE Access*, 2023.
- [87] C. McCarthy, N. Pradhan, C. Redpath, and A. Adler, "Validation of the empatica e4 wristband," in *2016 IEEE EMBS international student conference (ISC)*, pp. 1–4, IEEE, 2016.

A Appendix

A.1 A Primer on Fairness

This primer provides an overview of the algorithmic fairness [28] in regard to machine learning applications and the commonly used metric for evaluating fairness. In machine learning (ML), where models learn from large datasets, any existing biases in the data can be amplified and perpetuated by the model [51], causing unfair decision-making. There are multiple views of model fairness as per recent literature, like individual [52] and group fairness [53]. In centralized ML, prior works on fairness without demographics [22; 20; 23] ensure group fairness. *Group fairness* is inspired by the intuitive idea of equality [52], meaning that group fairness is focused on the equitable treatment of different groups, often defined by sensitive attributes like race, sex, age, etc. The scope of this work is achieving group fairness for FL systems, as outlined in Section 2, ‘Problem Statement’ of the main paper. The next section discusses a common fairness metric we have employed to measure the fairness of our system.

A.2 Common Fairness metric

There are various evaluation metrics [28; 15] that have been used to quantify the fairness of machine learning approaches. This section introduces one such metric called the Equal opportunity gap, which is used for this work:

Equal Opportunity Gap: Equal opportunity gap is a measure of

$$\Delta_{\text{EO}} = P(\hat{Y} = 1|S = 1, Y = 1) - P(\hat{Y} = 1|S = 0, Y = 1)$$

The equation calculates the difference in the probability of a positive prediction ($\hat{Y} = 1$) given a positive true outcome ($Y = 1$) across the different groups defined by sensitive attribute S .

Prior works on fairness in FL (which require access to sensitive attributes) [19; 54; 55] have used Equal opportunity gap as a fairness metric, which motivated our choice for the fairness evaluation metric for this work.

A.3 A Primer on Federated Learning

Federated learning (FL) [6] represents a paradigm shift in distributed machine learning, focusing on training algorithms across decentralized devices while keeping all the training data local [15; 17]. This method is fundamentally designed to address *privacy concerns* inherent in traditional centralized machine learning approaches [7]. In FL, a global model is initially distributed to all participants (in FL term clients), each of whom possesses a local dataset. These clients independently train the (local) model on their data and then send only the model parameters (or parameter updates), not the actual data, to a central server. The central server aggregates these updates to refine the global model and sends it back to the clients. This iterative process continues until the model achieves satisfactory performance. *This approach ensures that sensitive data remains on the client’s local device [6], thereby significantly mitigating privacy and security risks.*

Mathematically, FL aims to minimize a global objective function, which is typically an aggregation of local objective functions corresponding to each client’s (participating entity’s) dataset. The formulation can be expressed as follows:

$$F(w) = \frac{1}{K} \sum_{k=1}^K F_k(w)$$

Here, $F(w)$ denotes the global objective function, w represents the model parameters, K is the number of clients participating in the learning process, and $F_k(w)$ is the local objective function for the k^{th} client. The model parameters are updated based on the aggregated updates from all clients, reflecting the collaborative nature of learning in federated settings.

This privacy-preserving technique, coupled with its distributed nature, positions FL as a pivotal method in the field of distributed (i.e., de-centralized) machine learning, particularly for applications involving sensitive or personal data.

B Prior works

B.1 Bias Mitigation in FL

Bias in FL systems has been extensively studied by researchers [31; 17; 15; 8] in recent years. Broadly, the bias mitigation for FL systems can be following types:

1. **Performance-Based Fairness:** This approach focuses on equitable decisions across all client models. It involves mechanisms at either the client or server level or both to enhance fairness across all participating entities (in human-centered AI, across all individuals irrespective of which client they belong to), particularly benefiting under-performing groups or clients [8; 17; 31; 56]. This definition of fairness is in line with the focus of this paper.
2. **Contribution Fairness:** In traditional FL, due to bandwidth constraints and budget limitations, only a subset of clients is selected for each training round, leaving out some training data. One significant consequence is the potential for bias in the global model. When certain clients are consistently left out of the training process or have limited opportunities to contribute their data, their specific patterns or characteristics may be underrepresented or entirely absent in the global model. As a result, the global model may not adequately generalize to the data distributions of these excluded clients,

leading to subpar efficacy for them. Several aggregation-time client selection strategies are developed to address such bias [57; 58], which are out of scope of this paper.

Our work focuses on achieving *Performance-based Fairness* for FL systems. The following paragraphs provide a detailed discussion of this.

Client-side Fairness Approaches in FL:

Client-side approaches put constraints on the local client-side model training to attain fairness. In client-based approaches, Li et al. [59] introduced a framework for developing distinct models for each device aimed at enhancing fairness and robustness. This method addresses data heterogeneity at the client level by incorporating a regularization term in the training process. This term aligns the client model with the optimal global model at each training round, guiding each client towards the global model iteratively. Zeng et al. [17] introduced FedFB, a method that integrates FL with the Fair Batch technique [47]. This approach modifies the weight of samples during the client training phase to mitigate imbalances in data distribution among various groups. The objective of FedFB is to prevent the model from disproportionately benefiting one group over others. Du et al. [60] ensured fairness at the client level by incorporating a fairness constraint as a hyperparameter directly in the client loss function. The constraint ensures that the client not only focuses on achieving higher accuracy but also on maintaining fairness across various data distributions. The fairness constraint acts as a regularizer in the optimization process and guides the models to avoid solutions that work well on average but perform poorly for specific groups or data distributions it encounters during the deployment. Agnostic FL [56] also works by regularization at the client level. It uses min-max optimization to minimize the worst-case client loss. Another work [18] used the min-max optimization strategy where each client calculates an empirical risk factor based on the sensitive attributes at the client level, which is then sent to the server where the server calculates an importance score based on client risk in order to reduce the worst-case risk. The Fairness-aware Agnostic FL [60] also works on the min-max principle, where fairness is achieved by incorporating a fairness constraint in the client loss function. The fairness constraint acts as a regularizer in the optimization process, guiding the model to avoid solutions that would perform well on average but poorly for specific groups or distributions.

Notably, all the current state-of-the-art client-side fairness approaches in FL need knowledge of sensitive attributes [59; 17; 60; 18; 60] or works under the assumption of clients having access to data from all sensitive attributes [15; 56]. Moreover, access to sensitive attributes might not be available due to *privacy and ethical obligations* [8] in FL.

Server-side Fairness Approaches in FL:

Server-side approaches focus on the aggregation step in the FL process to promote system-wide fairness. Ezzeldin et al. [19] propose an aggregation scheme for FL systems. Their approach, FairFed, which is agnostic to the local debiasing mechanism, works by each client performing local debiasing on its own local dataset, thus maintaining data decentralization and avoiding the exchange of any explicit information about its local data composition. To amplify the local debiasing performance, the clients evaluate the fairness of the global model on their local datasets in each FL round and collectively collaborate with the server to adjust its model aggregation weights. However, during their local debiasing mechanism and calculation of aggregation weights, FairFed requires access to information about the data distribution, such as sensitive group membership. FairFL [7] is another server-side fairness approach for FL systems that uses multi-agent reinforcement learning to optimize both fairness and accuracy under privacy constraints. They propose a client selection scheme based on team Markov game theory [7]. FairFL requires the calculation of an estimated Shapley value for different demographic groups, which represents the sensitivity of the model accuracy to different demographic groups in the client data distributions and requires access to sensitive information about the data. More recently, Djebrouni. et al. [15] propose Astral, which is an aggregation approach that selects clients for aggregation weights using mutation and crossover operators from the Differential Evolution algorithm. This process generates a diverse range of candidate solutions for aggregation weights, which are then used to compute global aggregated models. However, during the selection and aggregation of clients, Astral requires access to information about sensitive attributes of the data. Hence conflicting with the *privacy-preserving* nature of FL.

Hybrid (Client+Server) Fairness Approaches in FL:

There are several works that provide a hybrid bias mitigation strategy for FL systems that works at both the client and server side. Abay et al. [8] proposed that the local fair training at the client level and local model re-weighting based on the knowledge of local sensitive attributes improves fairness at the client level. They also propose a global model re-weighting scheme if the client shares the data with the server. Cui et al. [31] proposed that each client maintains a fairness budget and local model weights are updated (by multiplying by factor alpha) such that the worst-case loss is minimized during aggregation. In the aggregation, they prioritize the worst-performing clients in order to minimize the worst-case performance.

We have compared the efficacy of **HA-FL** with FedSAM and FedSWA models, which were presented by a recent study [32] that aims to improve the generalizability of FL systems by promoting optimal clients model by using Sharpness-aware minimization (SAM) at the client level and Stochastic-weight averaging (SWA) at the server level. They analyze the Hessian eigenvalues and show that using this training protocol in FL systems helps improve convergence and generalizability, specifically in cases of heterogeneous data distributions. Notably, we compared **HA-FL** to this approach as it improves model performance on different distributions in overall client data by enhancing model generalizability without accessing any sensitive information at the client or server level. During our evaluations, we observed that FedSAM and FedSWA did provide

improvements to the model fairness as well. However, **HA-FL** outperforms both of these models consistently for all three datasets

B.2 Unknown Demographic Fairness

This section discusses prior works in machine learning aimed at enhancing fairness and reducing bias, particularly in scenarios where protected or unknown subgroups are involved. This means that the bias-creating factors or sensitive attributes are unknown. It highlights various methodologies and their implications in achieving equitable outcomes in diverse data-driven contexts.

Lahoti et al. [20] explored Rawlsian fairness by leveraging correlations between observed and protected attributes to safeguard fairness for unidentified protected subgroups. They employed adversarially reweighted learning (ARL) to minimize the disparity of hypothesized subgroups, enhancing classifier performance in three fairness datasets [61; 62; 63]. ARL uniquely assigns individual weights to each training sample, influencing their impact on the learner’s loss based on inferred subgroup membership.

Hashimoto et al. [22] investigated the short and long-term effects of empirical risk management (ERM) on fairness regarding unknown subgroups. They showed that user attrition from disadvantaged groups leads to unfair models. To counteract this, they used distributionally robust optimization (DRO), which slowed disadvantaged user attrition and improved model performance post-attrition [64]. However, this approach assumes that users can opt-out, limiting its applicability in certain fairness contexts [65; 66].

Chai et al. [23] addressed the fairness issue for unknown protected subgroups differently, using distillation. This method trains an efficient model from a more complex one, using soft labels to encode class information [67; 68]. Applied to three fairness datasets [69; 61; 70], this approach showed enhanced accuracy and fairness compared to other methods.

B.3 SOTA known-fairness aware strategies - Approaches we compared in the main paper

To compare the efficacy of **HA-FL** with SOTA known-fairness aware strategies (under **RQ-2**), we adapted an evaluations framework similar to the prior work by Zheng et al. [17]. Their work modified the standard Fedavg protocol to incorporate fairness directly into the FL process by introducing fair training mechanisms at the client level, like fairbatch [47]. Along with fairbatch [47], we incorporate another fair training mechanism like Equalized-odds (EO) loss [48; 71], which is another SOTA framework for centralized fair training. The integration of the SOTA known-fairness mechanisms at the client level did improve fairness compared to the conventional Fedavg but came at the cost of privacy in line with the prior findings [17]. **HA-FL**, however, has the advantage of being privacy-preserving and providing better or equivalent fairness benefits without significant performance trade-offs, as illustrated in Table 2 in the main paper.

B.4 Common Biases in Human-centered data

The issue of data bias and lack of benchmark datasets with sensitive attributes is a significant cause of concern for the human-centered AI and computing community [21; 14]. A recent study by Yfantidou et al. [72] shows that there is a research gap in the study of bias in human-centered AI applications, with merely 5% of the works in the domain meeting current standards for fairness reporting, such as providing detailed demographic analyses. Additionally, recent works have found that measurement inaccuracies and the concept drift phenomena in sensor data lead to performance disparities across different sensitive attributes [12]. The common biases associated with the modalities we evaluated in this work include:

Biases in Physiological Sensor Data : Wearable devices like smartwatches use sensors like photoplethysmography (PPG) to measure heart rate and other vital signs, but their accuracy can be influenced by device type, placement, skin tone, and individual differences [73; 74; 75; 45]. Studies have shown that physiological signals, notably electrodermal activity (EDA), can indicate racial bias [76; 77] and are affected by obesity and sex, with significant differences in EDA responses among obese individuals and between genders [78]. This underscores the complexity and potential biases in physiological state monitoring technologies.

Biases in Inertial/Motion sensor data: A recent study [79] explored biases in inertial measurement unit (IMU) data used for activity recognition in older adults. It identified that biases may arise due to the diverse abilities and functional disabilities among older adults. The study acknowledges that the same activity can present differently among individuals based on age and functional ability, even for the same person over time. These variations could lead to biased activity recognition, highlighting the importance of addressing AI fairness in this domain.

Biases in radar sensor data: Biases have also been in Doppler radars like millimeter-wave (mmWave) sensors, which are popular for tasks like presence detection [80] and pose estimation [81]. The study by Park et al. [82] investigated the use of mmWave radars for 3D motion estimation in robotics. They highlighted the challenges and biases associated with using these sensors, particularly in harsh or feature-poor environments like foggy conditions or uneven terrain, and developed a method to compensate for the limitations and biases of the radar sensors, such as their sensitivity to environmental factors and the casing’s impact on measurement quality.

C Relationship between Fairness and the Hessian

Tran et al. [24] presents a formula that links the top eigenvalue of a sensitive attributes a , denoted as $\lambda(H_{l,a})$, to the behavior of a classifier f :

$$\lambda(H_{l,a}) \leq \frac{1}{|D_a|} \sum_{(x,y) \in D_a} \underbrace{(f(x))(1-f(x))}_{\text{closeness to the decision boundary}} \times \|\nabla f(x)\|^2 + \underbrace{|f(x) - y|}_{\text{Error}} \times \lambda(\nabla^2 f(x)) \quad (4)$$

The equation illustrates the upper-bound of top eigenvalue of a group’s Hessian matrix, $\lambda(H_{l,a})$, and its relationship with two key factors: (1) the group’s proximity to the decision boundary, and (2) the prediction accuracy for the group. It shows that $\lambda(H_{l,a})$ increases with the classifier’s prediction uncertainty ($f(x) \approx 0.5$) and decreases with high prediction certainty ($f(x) \approx 0$ or 1). To ensure fairness in decision-making, the disparity in $\lambda(H_{l,a})$ across sensitive groups in the dataset should be minimized [24]. Intuitively, a classifier that exhibits minimal disparity in the top eigenvalues for different groups, such as males and females, maintains consistent prediction certainty regardless of the group to which sample x belongs.

Intuition behind using correctly classified samples: By only considering the correctly classified samples, the first term in equation 4 becomes the deciding factor and represents a proxy for closeness to the decision boundary or the maximal uncertainty in prediction. In our approach, we aim to reduce the maximal uncertainty in predictions for all correctly classified samples, making these predictions more consistent for different sensitive attributes. Intuitively, this means instances belonging to different sensitive attributes or groups would be closer together in the decision plane as we reduce the maximal prediction uncertainty of all instances without any knowledge about their group affiliations.

D Dataset and Model Description

This section provides a detailed overview of the dataset and the models we utilized in our evaluations.

D.1 Dataset Description

Widar Dataset: The widar3.0 dataset [3] contains WIFI channel state information (CSI) [83] which represents the variation in the Wifi channel portrayed by commodity wifi devices [83; 3]. The WIFI CSI contains fine-grained information about variations in the Wifi channel based on the Doppler phenomenon [3]. These signals have been used by prior researchers for gesture detection [3], presence detection [84], pose estimation [85], human identification and activity detection [86]. The dataset contains data from 16 participants, 4 Females, and 12 Males, with five different orientations (labeled as 1 to 5). We removed a female participant from the dataset due to the absence of ground truth. The selected two gestures, ‘Slide’ and ‘Sweep,’ had data in all orientations for male and female participants in the presence of the wifi sensor. Since all participants had an equal number of samples in different orientations, i.e., orientations 1 to 5, we created a disparity in the dataset based on orientations by randomly sub-sampling 50% of the data belonging to orientations 4 and 5. This was done to create a training imbalance representative of real-life scenarios where some groups have more representation compared to others. We considered labels 1 to 3 as major orientation and the rest as minor orientation. For our work, we have trained a model to perform binary classification to detect Sweep vs. Slide gestures using WIFI-CSI data and fairness on the basis of ‘sex’ and ‘orientation’ as sensitive attributes.

HAR Dataset: We have utilized the HuGaDB (Human Gait Database) dataset [43] for HAR (Human Activity Recognition) purposes, which comprises a diverse array of human activity recordings from 18 participants. The participant group includes 4 females and 14 males. In our work, we trained a binary classification model to distinguish between Standing and other activities from this dataset, with fairness considerations based on ‘sex’ as the sensitive attribute.

EDA Dataset: Xiao et al. [42] collected this dataset. This dataset was obtained from 48 individuals, including 40 females and 8 males, who participated in four different stress-inducing tasks (Arithmetic, Bad Memory, Stress Videos, Pre-condition), each associated with unique stressors. The dataset is not publicly available yet; Access to the dataset has been obtained through proper IRB approvals/extensions. Due to the continuation of data collection by the Xiao et al. [42]’s research group, this paper’s reported dataset has more individuals than reported by the Xiao et al. [42] paper. The dataset has individuals wearing Empatica E4 [87] (collecting EDA sensing data) in their left and/or right hands and individuals’ sex information. Hence, this paper utilized ‘hand’ information and ‘sex’ as sensitive attributes for evaluation. Utilizing this dataset, we performed a binary stress detection classification task.

D.2 Client Distribution:

Distinct client distributions are established for each dataset in our study.

- To benchmark our model against state-of-the-art methodologies that require knowledge of sensitive attributes for model training, we deliberately structured the client distribution to include at least one participant from each sensitive attribute category. Table 5 provides a detailed overview of participant distribution across clients, categorizing them based on the sensitive attributes of males and females.

- Given that our models do not depend on sensitive attribute information during training, we also demonstrate their effectiveness by emulating the approach in clients with either single and/or multiple participants. This intentional diversification, as depicted in Table 6, does not guarantee the presence of both sensitive attributes within each client.

Dataset	Clients	Male	Female
WIDAR	Client 1	4	1
	Client 2	4	1
	Client 3	4	1
HAR	Client 1	4	1
	Client 2	4	1
	Client 3	4	1
	Client 4	2	1
EDA	Client 1	2	4
	Client 2	4	2
	Client 3	1	6
	Client 4	1	6
	Client 5	2	3
	Client 6	1	7
	Client 7	3	6

Table 5: Random distribution of multi-person clients of WIDAR, HAR, and EDA datasets.

Clients	Male	Female
Client 1	1	1
Client 2	2	1
Client 3	1	0
Client 4	2	0
Client 5	2	1
Client 6	1	0
Client 7	1	0
Client 8	2	0

Table 6: Single and multi-person clients distribution of WIDAR dataset

D.3 Model Description

Widar Model: The Widar Model architecture (adapted from [44]) is comprised of two fully connected layers within a sequential module, featuring an input size of $22 * 20 * 20$. A dropout layer with a 40% dropout rate and a Rectified Linear Unit (ReLU) activation function follow the first linear layer, while the second linear layer outputs the classification result. The model reshapes the input tensor during the forward pass and incorporates dropout layers to mitigate over-fitting.

HAR Model: The HAR model architecture (adapted from [46]) is characterized by its complexity, featuring two sequential fully connected layers. The first layer consists of linear transformations with input and output sizes of 792 to 1024, followed by dropout with a 30% probability, Rectified Linear Unit (ReLU) activation, and Instance Normalization. Subsequently, another linear layer reduces the dimensionality to 512, followed by similar dropout, ReLU, and Instance Normalization. The second layer further reduces the dimensionality from 512 to 128, followed by a linear layer with an output size equal to the specified number of classes. The final output is obtained by applying the sigmoid function to the result. During the forward pass, the input tensor is processed through these layers, reshaped when necessary, and the output is returned after applying the sigmoid function.

EDA Model: The EDA model architecture (adapted from [45]) comprises three sequential fully connected layers. The first layer takes input of size 34 and produces an output of size 64, incorporating batch normalization and Rectified Linear Unit (ReLU) activation. The second layer further processes the output, reducing it to size 128 with ReLU activation. The final layer transforms the output to the specified embedding size.

D.4 Hyperparameters

We have produced results from three different seed sets and presented one of them here. The complete set of results for all three seeds can be found in Table 7.

The approach uses several hyperparameters for Benign and **HA-FL** model training. Table 8 and 9 shows the hyperparameter values for benign and **HA-FL** model training, respectively. These values correspond to the best results obtained using a grid

Dataset	F1 Score	Accuracy	EO Gap	Model	Seed
HAR	0.842	0.838	0.463	fedavg	16
	0.835	0.828	0.404	HA-FL	16
	0.849	0.846	0.451	fedavg	17
	0.821	0.812	0.413	HA-FL	17
	0.845	0.841	0.454	fedavg	15
	0.814	0.805	0.412	HA-FL	15
EDA	0.806	0.748	0.342	fedavg	2023
	0.795	0.814	0.259	HA-FL	2023
	0.794	0.755	0.323	fedavg	2024
	0.748	0.782	0.242	HA-FL	2024
	0.796	0.703	0.390	fedavg	2022
	0.763	0.797	0.242	HA-FL	2022
Widar	0.874	0.871	0.414	fedavg	2023
	0.830	0.829	0.346	HA-FL	2023
	0.876	0.874	0.420	fedavg	2024
	0.814	0.818	0.334	HA-FL	2024
	0.873	0.870	0.417	fedavg	2022
	0.806	0.813	0.323	HA-FL	2022

Table 7: Performance metrics for FL models with different seed values

search. Within the context of the **HA-FL** model, the SWA Learning Rate specifically denotes the learning rate at which the SWA model is introduced into the training process. The SWA Start Round is indicative of the round at which the SWA mechanism is initiated. Additionally, the cycle parameter signifies that post the initiation of SWA, the global model and learning rate undergo updates using SWA in a cyclic manner, with each cycle representing a distinct iteration of this process. The term ϵ pertains to the weighting value, which ensures the maintenance of the relative ranks of each client during the aggregation process. Opting for a smaller value of ϵ proved beneficial for better ranking precision.

Hyperparameter	WIDAR	EDA	HAR
Learning Rate	0.1	0.1	0.001
Epochs	3	3	3
Total Round	80	80	100

Table 8: Hyperparameters for benign Fedavg model

E Experiment Details

E.1 Details of ablation study

We conducted a comprehensive ablation study to meticulously guide the choices in our proposed approach. The study consistently demonstrates the effectiveness of our model across all datasets.

The Independent Effect of Sharpness-aware Aggregation and its Ablation Analysis

This section evaluates the effect of Sharpness-aware aggregation to enhance ‘fairness without demographics’ independently.

Hyperparameter	WIDAR	EDA	HAR
Learning Rate	0.01	0.01	0.001
SWA Learning Rate	0.1	0.001	0.001
SWA start round	16	16	16
cycle	5	5	3
Epochs	3	3	3
alpha	0.92	0.92	0.92
ϵ	0.005	0.005	0.005
Total Rounds	80	80	80

Table 9: Hyperparameters for proposed **HA-FL** model

Previous studies have explored benign client-side training, using various weighted aggregation schemes to promote fairness [19]. **HA-FL**, for instance, aligns with Pessimistic Weighted Aggregation (P-W), a method that excludes highly biased (based on known bias-creating factors) models during aggregation. However, **HA-FL** takes a different approach, assigning lower weights to highly biased (based on loss-landscape sharpness; without the knowledge of the bias-creating factors) and low-efficacy local client-side models, thereby promoting fairness without completely excluding them.

To understand the benefits of **HA-FL**'s Sharpness-aware aggregation strategy independently (without client-side local training fairness constraints) in promoting clients with both (1) low error rates and (2) lower maximal uncertainty we evaluated three following variations, while all of them maintaining benign local client-side training without any fairness objectives.

- **HA-FL**'s aggregation strategy as outlined in Equation 3 of the main paper while maintaining benign local client-side training without any fairness objectives.
- **HA-FL**'s aggregation strategy modification, where just selecting clients with lower maximal uncertainty in prediction (Based on T in Equation 3), while maintaining benign local client-side training without any fairness objectives.
- **HA-FL**'s aggregation strategy modification, where just selecting clients with lower error rate (Based on L in Equation 3), while maintaining benign local client-side training without any fairness objectives.

The evaluation results are presented in rows highlighted in 'blue' in Table 10. *First*, these results consistently demonstrate that across all datasets, **HA-FL**'s aggregation strategy, as outlined in Equations 2 and 3, outperforms others. Meaning this evaluation confirms that integrating both classification and top eigenvalue loss and favoring clients with lower loss (as outlined in Equations 2 and 3) enhances the balance between efficacy and fairness.

Furthermore, the fact that fairer models are achieved even without local client-side fairness constraints in these evaluations, compared to the benign baselines presented in rows highlighted in 'red' in Table 10, establishes that **HA-FL**'s Sharpness-aware aggregation independently promotes 'fairness without demographics.'

The Independent Effect of Sharpness-aware Client-side Local Training

This section evaluates the independent effect of Sharpness-aware client-side local training as outlined in Equation 1 to enhance 'fairness without demographics.' To conduct this evaluation, we implemented a variant where client-side local training incorporates fairness constraints based on Equation 1, while employing a benign aggregation scheme where all weights in Equation 2 are set to '1.' To ensure a fair comparison, the SWA aggregation strategy, outlined in Algorithm 1, remains employed in this approach. The evaluation results are showcased in rows highlighted in 'yellow' in Table 10, indicating its superior enhancement of fairness compared to the benign approaches depicted in 'red' highlighted rows across all datasets. This underscores the independent influence of client-side sharpness-aware local training in enhancing 'fairness without demographics.'

Importance of Integrating Sharpness-Aware Client-side Training and Aggregation Strategy for Fairness without Demographics

The evaluations discussed above have demonstrated that both the Sharpness-Aware Aggregation Strategy, outlined in Equations 2 and 3, and the Sharpness-Aware client-side local training, depicted by Equation 1 in the main paper, independently contribute to promoting fairness. However, these individual strategies exhibit less effectiveness (fairness and efficacy balance) compared to the presented **HA-FL** approach, which incorporates both strategies, as indicated by the 'green' highlighted rows across all datasets in Table 10. This underscores the effectiveness of Algorithm 1 in attaining 'fairness without demographics.'

Dataset	Client-Side Training	Aggregation Strategy	F1 Score	Accuracy	EO Gap	Δ Gap
WIDAR	Benign	Fedavg	0.8648	87.08%	0.4135	-
	SAM	Fedavg	0.8896	89.72%	0.4212	\uparrow 0.0077
	SAM	Fedswa	0.8703	88.35%	0.3930	\downarrow 0.0205
	SAM+ $\lambda(H_{client})$ (Eq1)	Fedswa	0.7932	82.61%	0.3546	\downarrow 0.0589
	SAM	Fedswa+S(L) (Eq3)	0.6253	72.54%	0.2701	\downarrow 0.1434
	SAM	Fedswa+S(T) (Eq3)	0.8413	85.60%	0.3597	\downarrow 0.0538
	SAM	Sharpness Aware aggregation	0.7977	82.62%	0.3597	\downarrow 0.0538
	SAM+ $\lambda(H_{client})$ (Eq1)	Sharpness Aware aggregation	0.8012	82.92%	0.3457	\downarrow 0.0678
EDA	Benign	Fedavg	0.8064	74.82%	0.3421	-
	SAM	Fedavg	0.8280	82.82%	0.2980	\downarrow 0.0441
	SAM	Fedswa	0.8161	82.90%	0.2945	\downarrow 0.0476
	SAM+ $\lambda(H_{client})$ (Eq1)	Fedswa	0.7992	81.82%	0.2962	\downarrow 0.0459
	SAM	Fedswa+S(L) (Eq3)	0.5874	64.93%	0.2292	\downarrow 0.1129
	SAM	Fedswa+S(T) (Eq3)	0.7793	77.83%	0.2557	\downarrow 0.0864
	SAM	Sharpness Aware aggregation	0.7841	81.24%	0.2645	\downarrow 0.0776
	SAM+ $\lambda(H_{client})$ (Eq1)	Sharpness Aware aggregation	0.7946	81.38%	0.2592	\downarrow 0.0829
HAR	Benign	Fedavg	0.8424	83.78%	0.4630	-
	SAM	Fedavg	0.8894	88.60%	0.4178	\downarrow 0.0452
	SAM	Fedswa	0.8431	83.66%	0.4142	\downarrow 0.0488
	SAM+ $\lambda(H_{client})$ (Eq1)	Fedswa	0.8431	83.66%	0.4107	\downarrow 0.0523
	SAM	Fedswa+ S(L) (Eq3)	0.7585	82.96%	0.4103	\downarrow 0.0527
	SAM	Fedswa+S(T) (Eq3)	0.8321	82.48%	0.4023	\downarrow 0.0607
	SAM	Sharpness Aware aggregation	0.8287	82.44%	0.4190	\downarrow 0.0440
	SAM+ $\lambda(H_{client})$ (Eq1)	Sharpness Aware aggregation	0.8347	82.75%	0.4015	\downarrow 0.0615

Table 10: Performance metrics on the different datasets for different FL strategies and model configurations.