

# How to define the Unruh-DeWitt detector on manifolds

Tomohiro Matsuda <sup>1</sup>

*Laboratory of Physics, Saitama Institute of Technology,  
Fusaiji, Okabe-machi, Saitama 369-0293, Japan*

## Abstract

The vacuum of an accelerating observer is defined on the local inertial frame, which is called a “moving frame”. However, in the discussion of the Unruh-deWitt detector, many papers define the vacuum on a fixed frame. This paper discusses the Unruh-deWitt detector by defining the vacuum directly on the local inertial frame, showing that the problem of the Stokes phenomenon can be solved by using the exact WKB.

arXiv:2404.19160v1 [hep-th] 29 Apr 2024

---

<sup>1</sup>matsuda@sit.ac.jp

# 1 Introduction

It is known that the vacuum seen by an accelerated observer is defined by the local inertial system at a given time[1]. The local inertial system is chosen so that the observer's velocity is zero at that moment. Therefore, the vacuum seen by an observer in accelerated motion appears to traverse layers of local inertial frames. As shown in Fig.1, the degrees of freedom of the "frame" can be understood by treating them as if they were real spaces. In

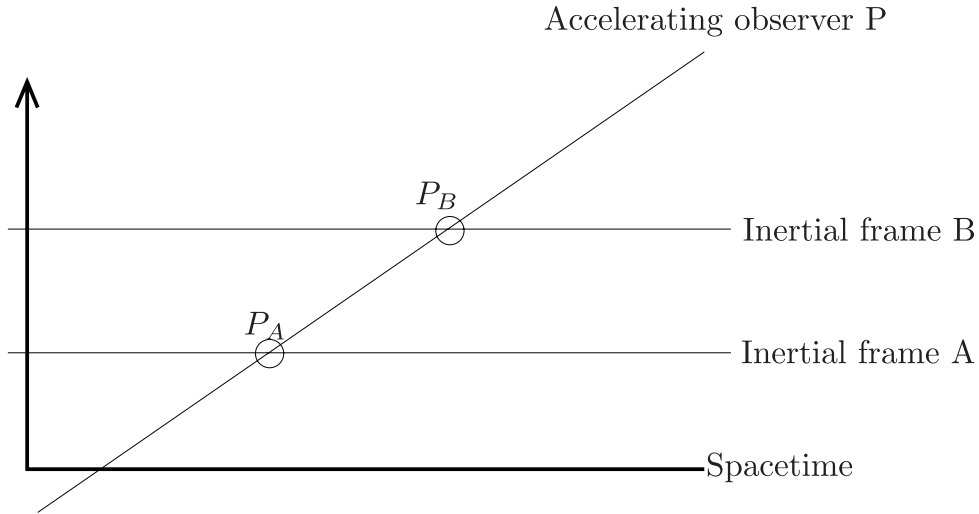


Figure 1: The vacuum seen by an accelerating observer is shown. The observer traverses layers of local inertial systems. The vacuum seen by the observer at  $P_A$  must be defined for the inertial frame A, while at  $P_B$  it must be defined for the inertial frame B. The vertical axis denotes the freedom of the frame, and the horizontal axis is the spacetime.

mathematics, such degrees of freedom are naturally treated on manifolds. It is important to note that in mathematics there is no need for "observers" in the description of the spacetime, while physics always uses an observer, so we normally see a "section" of the mathematically described manifold. The reason for the difficulty of this story is that the equations can only be defined locally if the observer traverses the frames as shown in Fig.1.<sup>2</sup> For example, for observers in the accelerating system in Fig.1, the vacuum equation defined for the inertial system A is only correct in the vicinity of  $P_A$ . If one

---

<sup>2</sup>A similar problem was widely recognised first in the Dirac monopole solution[2]: when constructing the Dirac monopole solution, the equation must be solved on at least two open sets[3], and the two solutions are laminated by using the gauge transformation.

wants to integrate the effect of the vacuum felt by the observer in a mathematically correct way, one has to laminate open sets in which the local inertial systems are defined. To construct a whole from what can only be defined locally, knowledge of differential geometry can be used.<sup>3</sup> As we have discussed above, the vacuum of the Unruh-deWitt detector[5, 6, 7] has to be discussed in terms of local inertial systems, not for a global (or fixed) frame. The mathematics required for this argument is summarised below. To avoid confusion, our mathematical definitions follow Nakahara’s textbook[4] as far as possible.

The base space  $M$  is an  $m$ -dimensional differentiable manifold with a family of pairs (called chart<sup>4</sup>)  $\{(U_i, \varphi_i)\}$ , where  $\{U_i\}$  is a family of open sets (coordinate neighbourhoods) which covers  $M$  as  $\bigcup_i U_i = M$ , and  $\varphi_i$  (coordinate function  $\{x^1(p), \dots, x^m(p)\}$  at  $p \in U_i$ ) is a homeomorphism from  $U_i$  onto an open subset of  $\mathbb{R}^m$ . A tangent bundle  $TM$  over  $M$  is a collection of all tangent spaces of  $M$ :

$$TM \equiv \bigcup_{p \in M} T_p M. \quad (1.1)$$

Suppose that  $\varphi_i(p)$  is the coordinate function  $\{x^\mu(p)\}$ . Note that the mathematical argument becomes trivial if the base space is flat, but the section of the fibre that the observer cuts is non-trivial<sup>5</sup> in the following arguments. In the “coordinate basis”,  $T_p M$  is spanned by  $\{e_\mu\} = \{\partial/\partial x^\mu\}$ , while the “non-coordinate bases” is explained as

$$\hat{e}_\alpha = e_\alpha^\mu \frac{\partial}{\partial x^\mu}, \quad e_\alpha^\mu \in GL(m, \mathbb{R}), \quad (1.2)$$

where the coefficients  $e_\alpha^\mu$  are called vierbeins (or more generally called vielbeins if it is many dimensional). The Lie bracket can be introduced only for the non-coordinate bases. There exists a dual vector space to  $T_p M$ , whose element is a linear function from  $T_p M$  to  $\mathbb{R}$ . The dual space is called the cotangent space at  $p$ , denoted by  $T_p^* M$ . Since  $U_i$  is homeomorphic to an open subset  $\varphi(U_i)$  of  $\mathbb{R}^m$  and each  $T_p M$  is homeomorphic to  $\mathbb{R}^m$ ,  $TU_i \equiv \bigcup_{p \in U_i} T_p M$  is a  $2m$ -dimensional manifold, which can be (always) decomposed into a direct product  $U_i \times \mathbb{R}^m$ . Given a principal fibre bundle  $P(M, G)$ , one can define an

---

<sup>3</sup>The textbook by Misner et al.[1] provides a detailed description of the vacuum seen by an accelerating observer in section 6. However, the mathematical ideas in defining such a vacuum, such as fibre and bundle, are not discussed explicitly in the text. Ref.[4] will complement the missing parts.

<sup>4</sup>The Rindler coordinates give a coordinate chart representing part of flat Minkowski spacetime.

<sup>5</sup>The term “non-trivial” here needs to be distinguished from the mathematical term “trivial”.

associated fibre bundle as follows. For  $G$  acting on a manifold  $F$  on the left, one can define an action of  $g \in G$  on  $P \times F$  by

$$(u, f) \rightarrow (ug, g^{-1}f) \quad (1.3)$$

where  $u \in P$  and  $f \in F$ . Now the associated fibre bundle is an equivalence class  $P \times F/G$  in which  $(u, f)$  and  $(ug, g^{-1}f)$  are identified.

For a point  $u \in TU_i$ , one can systematically decompose the information of  $u$  into  $p \in M$  and  $V \in T_pM$ . This leads to the projection  $\pi : TU_i \rightarrow U_i$ , for which the information about the vector  $V$  is completely lost. Inversely,  $\pi^{-1}(p) = T_pM$  is what is called the fibre at  $p$ .

Normally, one requires that  $\hat{e}_\alpha$  be orthonormal with respect to  $g$ ;

$$g(\hat{e}_\alpha, \hat{e}_\beta) = e_\alpha^\mu e_\beta^\nu g_{\mu\nu} = \delta_{\alpha\beta}, \quad (1.4)$$

where  $\delta_{\alpha\beta}$  must be replaced by  $\eta_{\alpha\beta}$  for the Lorentzian manifold. The metric is obtained by reversing the equation;

$$g_{\mu\nu} = e_\mu^\alpha e_\nu^\beta \delta_{\alpha\beta}. \quad (1.5)$$

In an  $m$ -dimensional Riemannian manifold, the metric tensor  $g_{\mu\nu}$  has  $m(m+1)/2$  degrees of freedom while the vielbein has  $m^2$  degrees of freedom. Each of the bases can be related to the other by the local orthogonal rotation  $SO(m)$ , while for Lorentzian manifold it becomes  $SO(m-1, 1)$ . The dimension of these Lie groups is given by the difference between the degrees of freedom of the vielbein and the metric. Therefore, there are many non-coordinate bases that yield the identical metric. This point will be very important when one looks at the Unruh effect[5, 6, 7]. The local inertial frame and the Lorentz frame have the same metric and are sometimes used as if they are interchangeable and define the same vacuum, but they must be distinguished by the vierbein. The difference is crucial when covariant derivatives are defined since the vierbein must be diagonalized (i.e, twists and rotations must be removed) to define the covariant derivatives. This indicates that the field equation (i.e, covariant derivatives) on a curved spacetime may not see (at least directly) the ‘‘inertial vacuum’’. The difference is important in the search for Stokes phenomena in the Unruh effect[8]. In this paper, we are focusing on the Stokes phenomenon of the Unruh-DeWitt detector, which is defined on a flat spacetime.

For a more detailed understanding of the meaning of Fig.1, we describe the frame bundle below. Associated with a tangent bundle  $TM$  over  $M$  is a principal bundle called the frame bundle  $LM \equiv \bigcup_{p \in M} L_p M$  where  $L_p M$  is the set of frames at  $p$ . Since the bundle  $T_p M$  has a natural coordinate basis  $\{\partial/\partial x^\mu\}$  on  $U_i$ , a “frame”  $u = \{X_1, \dots, X_m\}$  at  $p$  is expressed by the non-coordinate basis

$$X_\alpha = X_\alpha^\mu \frac{\partial}{\partial x^\mu} \Big|_p \quad (1.6)$$

where  $(X_\alpha^\mu) \in GL(m, \mathbb{R})$ . If  $\{X_\alpha\}$  is normalized by introducing a metric, the matrix  $(X_\alpha^\mu)$  becomes the vielbein. Then the local trivialization is  $\phi_i : U_i \times GL(m, \mathbb{R}) \rightarrow \pi^{-1}(U_i)$  by  $\phi_i^{-1}(u) = (p, (X_\alpha^\mu))$ .

Now that the mathematics is ready, we will have a look at the content of Fig.1 with the help of the mathematics. Typically, a natural coordinate basis is prepared on the surface of  $M$  and the inertial system is defined using a non-coordinate basis. This procedure naturally gives a “moving frame” explained in Ref.[1]. However, since Fig.1 describes an observer in accelerated motion on a flat spacetime, one tends to define a “global (fixed) inertial system” on the Cartesian chart and define an accelerating observer on it. This is the reverse sequence of the standard mathematical procedure. Then, the definition of the frame bundle discussed above cannot be used naively, if one continues with such definition. The “moving frame” is fixed in this formalism. Therefore, to avoid confusion, we first define the inertial system using a non-coordinate basis, as we have done for defining the frame bundle. In this case, the inertial system A is defined on the tangent space at  $P_A$  in Fig.1, and the inertial system B is defined on the tangent space at  $P_B$  using the vielbeins  $(e_A)^\mu_\alpha$  and  $(e_B)^\mu_\alpha$ , respectively. To be more specific, the vielbeins for constant acceleration ( $a$ ) in the two-dimensional spacetime can be described as

$$(e_A)^\mu_\alpha = \begin{pmatrix} \cosh a(\tau - \tau_A) & \sinh a(\tau - \tau_A) \\ \sinh a(\tau - \tau_A) & \cosh a(\tau - \tau_A) \end{pmatrix} \quad (1.7)$$

$$(e_B)^\mu_\alpha = \begin{pmatrix} \cosh a(\tau - \tau_B) & \sinh a(\tau - \tau_B) \\ \sinh a(\tau - \tau_B) & \cosh a(\tau - \tau_B) \end{pmatrix}, \quad (1.8)$$

and the transformation between them is

$$L_{AB} = \begin{pmatrix} \cosh a(\tau_B - \tau_A) & -\sinh a(\tau_B - \tau_A) \\ -\sinh a(\tau_B - \tau_A) & \cosh a(\tau_B - \tau_A) \end{pmatrix}, \quad (1.9)$$

for which we have  $e_A L_{AB} = e_B$ . As we have described above, these relations and the definition of the vacuum are obvious in terms of the frame bundle. As is shown in Fig.2, the detector (observer) in physics determines its local inertial frame. As we have seen above, the mathematical description of the frame bundle does not require an observer, while physics inevitably introduces an observer, which defines a section of the bundle. Although the mathematical description of the frame bundle in the flat spacetime is quite trivial and only one chart is enough for an accelerating observer, in this paper the chart is segmented to describe the local inertial vacuum (the moving frame). The above vielbeins

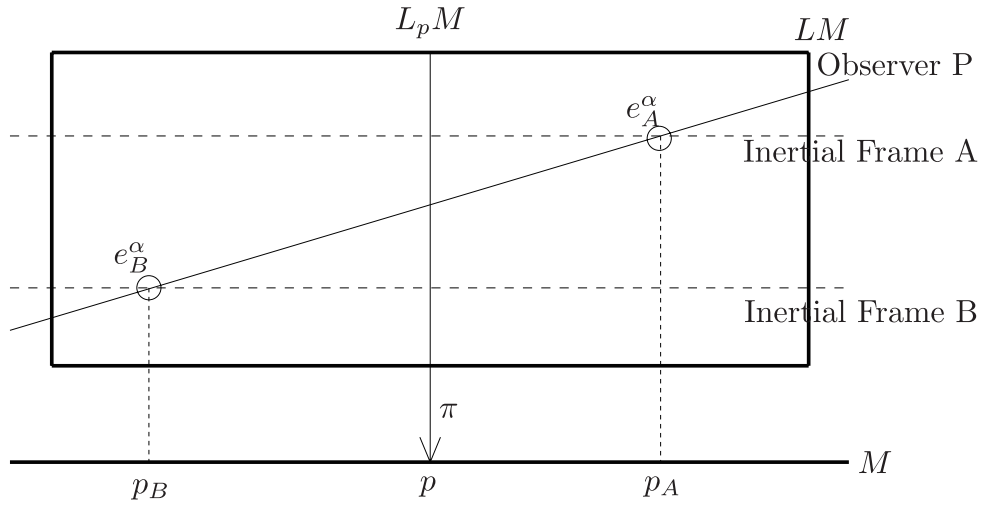


Figure 2: The situation is shown for the frame bundle  $LM$ . The mathematical description does not require observers, while physics requires an observer, which defines a section of the bundle. The small circles are written on the frame bundle for illustration but should be written on  $M$  as they correspond to  $U_i$ .

are not for the mathematical Lorentz frame because they have a twist. As the covariant derivatives are defined for the Lorentz frame, this makes it difficult to examine the Stokes phenomena of the Unruh effect directly in terms of the field equations[8]. Note that the Stokes phenomenon of the Unruh effect is very different from the Schwinger effect[9] in the sense that the Stokes phenomenon of the Schwinger effect can be obtained very easily from the field equations. In contrast to the simplicity of the Stokes phenomenon, the mathematical structure of the Schwinger effect is more complex than that of the Unruh effect in the sense that the Schwinger effect requires both the frame bundle and the gauge bundle at the same time[8]. (The Schwinger effect requires the “moving frame”

for particles and the “moving gauge” at the same time.)

Next, we mention semiclassical approximation and singular perturbations in quantum mechanics as a preparation for further mathematics to describe the Stokes phenomenon on the manifold. In most textbooks of quantum mechanics, it is said that the limit of  $\hbar \rightarrow 0$  is a “semiclassical” limit, but in reality, the story has to be more complicated. Since the equations of quantum mechanics have  $\hbar$  in the coefficients of the derivatives,  $\hbar \rightarrow 0$  is the “singular perturbation” where the rank of the differential equation changes. Very naively, if the wavefunction (solutions of the field equation) is given by analytic functions  $\psi_i(z) = e^{S_i(z)}$ , the mapping could be discontinuous at  $\Im[S_i] = 2\pi n$ , where  $n$  is an integer. When one studies the Stokes phenomenon of such solutions, one has to study the behaviour of the solutions at such discontinuity line (called the Stokes line), paying attention to singular perturbations. Technically, a technique called resurgence[10, 11, 12, 13] is used in this analysis. Investigation of this behaviour shows that the singularity at the turning point is related to the discontinuity on the Stokes lines and the Stokes phenomenon. The basic form of the current exact WKB was mostly designed by Pham et. al in Ref.[14, 15, 16, 17] and then extended by many people including the group of the authors of the textbooks[18, 19].

Although “WKB” is used in the name, the actual analysis of the exact WKB is more concerned with singular perturbations than with the semi-classical approximation. In this paper, exact WKB is used for the Stokes phenomena, following the textbook[18] by Kawai and Takei and Ref.[19] by Honda, Kawai and Takei. We will not go into the details of mathematics and will use only the fruitful results of the exact WKB, which should be supplemented by these textbooks. We believe that those who may not be convinced of the local description of the Stokes phenomenon will find these textbooks very useful. In addition, if one might question the special role of  $\eta = \hbar^{-1}$ , it would be helpful to read the references regarding that  $\hbar \rightarrow 0$  is a singular perturbation. In that respect,  $\hbar$  is already special.

## 2 How to define the Unruh-DeWitt detector on manifolds

Let us first take a look at the calculations of the Unruh-DeWitt detector[6, 7] in the textbook[20] by Birrell and Davies and then examine it using the frame bundle[4]. It is not possible to cover everything here. For other calculations and approaches please refer to the review paper[21].

Following Ref.[20], let us introduce a particle detector that moves along the worldline described by the functions  $x^\mu(\tau)$ , where  $\tau$  is the detector's proper time. The detector-field interaction is described by  $\mathcal{L}_{\text{int}} = c m(\tau)\phi[x^\mu(\tau)]$ , where  $c$  is a small coupling constant and  $m$  is the detector's operator. Suppose that the scalar field  $\phi$  describes the vacuum state as

$$\begin{aligned}\phi(t, \mathbf{x}) &= \sum_{\mathbf{k}} \left[ a_{\mathbf{k}} u_{\mathbf{k}}(t, \mathbf{x}) + a_{\mathbf{k}}^\dagger u_{\mathbf{k}}^*(t, \mathbf{x}) \right] \\ a_{\mathbf{k}}|0\rangle &= 0.\end{aligned}\tag{2.1}$$

We assume that  $\sum_{\mathbf{k}}$  can be replaced by integration. For sufficiently small  $c$ , the amplitude from  $|0\rangle$  to an excited state  $|\psi\rangle$  may be given by the first-order perturbation as

$$ic\langle E, \psi | \int_{-\infty}^{\infty} m(\tau)\phi[x^\mu(\tau)]d\tau |0, E_0\rangle.\tag{2.2}$$

Then, using the Hamiltonian  $H_0$ , one has  $m(\tau) = e^{iH_0\tau}m(0)e^{-iH_0\tau}$ , where  $H_0|E\rangle = E|E\rangle$ . One can factorize the amplitude as

$$ic\langle E|m(0)|E_0\rangle \int_{-\infty}^{\infty} e^{(E-E_0)\tau} \langle \psi|\phi(x)|0\rangle d\tau.\tag{2.3}$$

As we are considering only the first-order transition, the excited state is the state  $|\psi\rangle = |1_{\mathbf{k}}\rangle$ , which contains only one quantum. Then, one has

$$\langle \psi|\phi(x)|0\rangle = \langle 1_{\mathbf{k}}|\phi(x)|0\rangle\tag{2.4}$$

$$= \int d^3k' (16\pi^3\omega')^{-1/2} \langle 1_{\mathbf{k}}|a_{\mathbf{k}'}^\dagger|0\rangle e^{-i\mathbf{k}'\cdot\mathbf{x}+i\omega't}.\tag{2.5}$$

For an inertial detector, they introduced an ‘‘inertial worldline’’ as

$$\mathbf{x} = \mathbf{x}_0 + \mathbf{v}t\tag{2.6}$$

$$= \mathbf{x}_0 + \mathbf{v}\tau(1 - v^2)^{-1/2},\tag{2.7}$$



where  $v$  is constant, and claims that

$$\begin{aligned} & (16\pi^3\omega)^{-1/2}e^{-i\mathbf{k}\cdot\mathbf{x}_0} \int_{-\infty}^{\infty} e^{i(E-E_0)\tau} e^{i\tau(\omega-\mathbf{k}\cdot\mathbf{v})(1-v^2)^{-1/2}} d\tau \\ = & (4\pi\omega)^{1/2}e^{-i\mathbf{k}\cdot\mathbf{x}_0} \delta(E-E_0 + (\omega-\mathbf{k}\cdot\mathbf{v})(1-v^2)^{-1/2}) \end{aligned} \quad (2.8)$$

vanishes as expected because  $(E-E_0 + (\omega-\mathbf{k}\cdot\mathbf{v})(1-v^2)^{-1/2}) > 0$ . Surprisingly, the vacuum is *not* defined for the inertial frame of the detector. We show the situation in Fig.3.

This calculation is *wrong*, or at least quite *misleading* even if the result coincides with the correct calculation. As is shown in Fig.3, the vacuum defined for a wrong frame cannot be projected to the observer’s true vacuum by using the “inertial worldline” of Eq.(2.6). Many might think it is pointless to bother with such trivial calculation in the textbook,

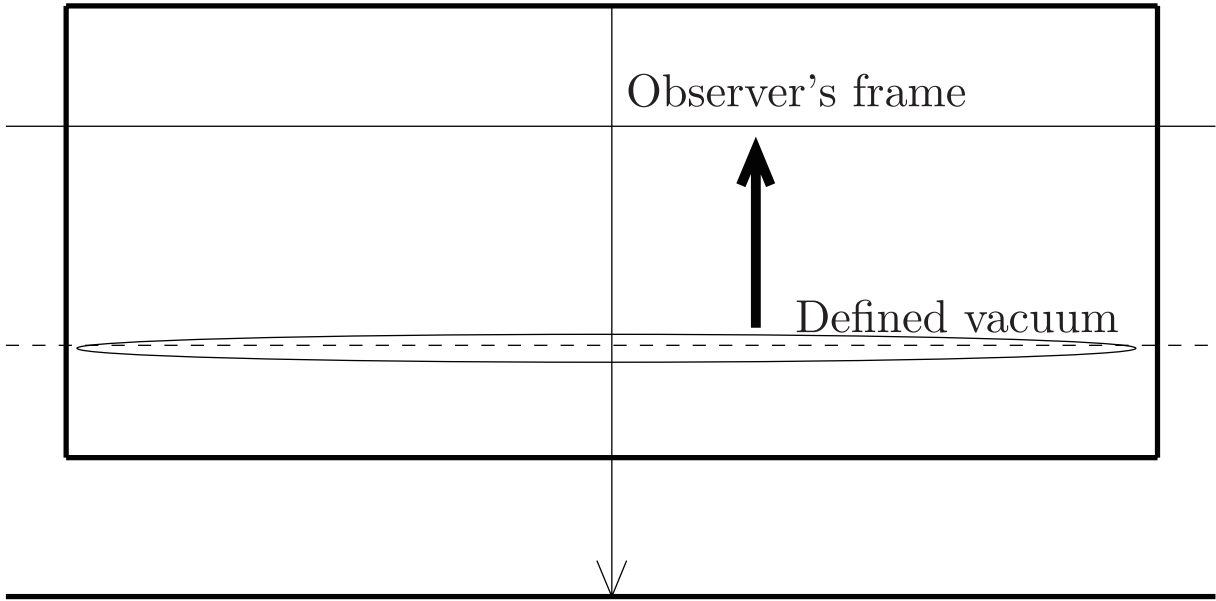


Figure 3: The definition of the “vacuum” in Eq.(3.51) of Ref.[20] is misleading. As is shown in this figure, the vacuum must be defined for the observer’s frame, which must not have velocity if it is seen by the observer.

but it is explained later that by making this worldline (or trajectory) more complex, the excitation can be seen in this formalism, and in fact, many papers citing this textbook actually define the vacuum using the same concept and perform similar calculations. Therefore, this is a problem that cannot be overlooked. As mentioned above, the reverse sequence of definitions is at the root of the confusion. The correct calculation is that one

has

$$\langle 1_{\mathbf{k}} | \phi(x) | 0 \rangle = \int d^3 k' (16\pi^3 \omega')^{-1/2} \langle 1_{\mathbf{k}} | a_{\mathbf{k}'}^\dagger | 0 \rangle e^{-i\mathbf{k}' \cdot \mathbf{x} + i\omega' \tau} \quad (2.9)$$

for the detector's inertial coordinates  $(\mathbf{x}, \tau)$ . This simply gives instead of Eq.(2.8),

$$(16\pi^3 \omega)^{-1/2} e^{-i\mathbf{k} \cdot \mathbf{x}} \int_{-\infty}^{\infty} e^{i(E-E_0)\tau} e^{i\tau\omega} d\tau. \quad (2.10)$$

The amplitude of transition must vanish because  $E - E_0 + \omega > 0$ . The point is that one cannot introduce  $v \neq 0$  when the vacuum is defined (or chosen) properly for the observer. For an accelerating observer, this point can be rephrased that one cannot introduce  $v \neq 0$  for the local inertial frame in the  $U_i$  on  $M$ . Also,  $H_0$  is normally defined on the inertial frame(vacuum), not directly for the proper time of an observer. In the above formulation,  $E, E_0$  and  $\omega$  are defined for the observer's inertial frame. It would be helpful to compare these quantities with the previous calculation in Eq.(2.8). To avoid confusion, we note that  $\tau$  in the above formulation is identical to  $t$  in the observer's inertial system.

Next, paying careful attention to the above calculation, let us consider the case where the detector is moving in a constant accelerating motion. In this case, the vacuum can only be defined locally as the observer traverses the frame bundle, as is shown in the right panel of Fig.4. In differential geometry, the integral in such cases is often written as follows;

$$\int_M \omega = \sum_i \int_{U_i} \rho_i \omega, \quad (2.11)$$

where  $\omega$  is normally a  $m$ -form and  $\rho_i$  is required for lamination. In our case, the integral with respect to the proper time  $\tau$  must be segmented since the vierbein and the vacuum are defined only locally. When performing (*wrong, or misleading*) calculations such as those in the left panel of Fig.4, it might be predicted that non-trivial phenomena will only be seen at the intersection, since the only place where the vacuum is actually seen is at the intersection of the two lines. Indeed, the calculation in Ref.[20] shows poles on the imaginary axis only at that point. Even if the calculation shows symmetry regarding time translations, integrating over the wrong vacuum is not justified. It should be noted that the calculation of the pole contribution[20] considers integration on the other parts of the vacuum where the wrong vacuum is defined.

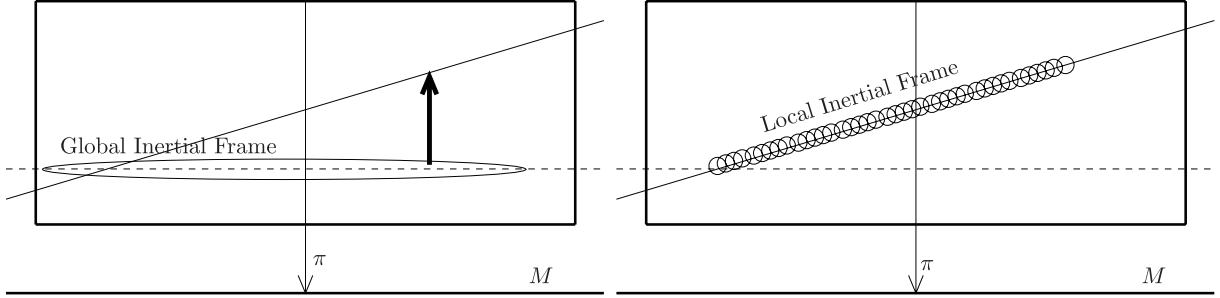


Figure 4: These figures show the different definitions of the vacuum. On the left panel, the vacuum is defined on the global inertial frame. On the right panel, the vacuum is defined for the local inertial frame in the open set  $U_i$ , where the vierbein is defined locally. The small circles on the frame bundle correspond to the open sets  $(U_i)$  on  $M$ . The local inertial frame is what is called a “moving frame” in Ref.[1].

Noting that the vierbein connects the inertial frame (vacuum) and the observer, we rewrite  $\phi$  as

$$\phi(t, \mathbf{x}) = \sum_{\mathbf{k}} e^{-i\mathbf{k}\cdot\mathbf{x}} \left[ a_{\mathbf{k}} e^{-i \int \omega dt} + a_{-\mathbf{k}}^\dagger e^{+i \int \omega dt} \right]. \quad (2.12)$$

Obviously, the transition amplitude of Eq.(2.3) does not vanish if  $e^{\pm i \int \omega dt}$  are mixed since the amplitude for  $E - E_0 - \omega = 0$  is possible after the mixing. We expect that the mixing can be observed when they are seen by the detector. To be more specific, if the vierbein gives  $dt = (b(\tau))_\tau^\dagger d\tau$ , mixing of the solutions after crossing the Stokes line can be written as

$$e^{\pm i \omega \int^\tau (b(\tau'))_\tau^\dagger d\tau'} \rightarrow \alpha_\pm e^{\pm i \omega \int^\tau (b(\tau'))_\tau^\dagger d\tau'} + \beta_\pm e^{\mp i \omega \int^\tau (b(\tau'))_\tau^\dagger d\tau'}. \quad (2.13)$$

Now we have

$$\begin{aligned} \phi(t, \mathbf{x}) = \sum_{\mathbf{k}} e^{-i\mathbf{k}\cdot\mathbf{x}} \left[ a_{\mathbf{k}} \left( \alpha_- e^{-i \omega \int^\tau (b(\tau'))_\tau^\dagger d\tau'} + \beta_- e^{+i \omega \int^\tau (b(\tau'))_\tau^\dagger d\tau'} \right) \right. \\ \left. + a_{-\mathbf{k}}^\dagger \left( \alpha_+ e^{+i \omega \int^\tau (b(\tau'))_\tau^\dagger d\tau'} + \beta_+ e^{-i \omega \int^\tau (b(\tau'))_\tau^\dagger d\tau'} \right) \right], \end{aligned} \quad (2.14)$$

which suggests that the amplitude is proportional to  $\beta_+$ .

The  $\tau$ -integration in Eq.(2.3) must be considered carefully since it must be segmented and requires lamination. We will be back to this issue later after explaining the Stokes phenomenon. Now it is obvious that the Stokes phenomenon of function  $e^{\pm i \omega \int^\tau (b(\tau'))_\tau^\dagger d\tau'}$

needs to be investigated. In this case, the Stokes phenomenon is not thought to change the definition of the vacuum, but rather to make the coupled field of the detector appears to be mixed. To show that such a Stokes phenomenon does occur for an accelerating observer, an analysis using the exact WKB will be presented in the following section.

### 3 The Stokes phenomenon of the Unruh-DeWitt detector

Typically, the exact WKB uses  $\eta \equiv \hbar^{-1} \gg 1$ , instead of the Planck constant  $\hbar$ . Following Ref.[18, 19], our starting point is the second-order ordinary differential equation given by

$$\left[ -\frac{d^2}{dx^2} + \eta^2 Q(x, \eta) \right] \psi(x, \eta) = 0. \quad (3.1)$$

This equation is called the ‘‘Schrödinger equation’’ by mathematicians. If the solution  $\psi$  is written as  $\psi(x, \eta) = e^{R(x, \eta)}$ , we have

$$\psi = e^{\int_{x_0}^x S(x', \eta) dx'} \quad (3.2)$$

for  $S(x, \eta) \equiv \partial R / \partial x$ . Just for simplicity of the argument, we choose  $Q(x, \eta) = Q(x)$ . For  $S(x, \eta)$ , we have

$$-\left( S^2 + \frac{\partial S}{\partial x} \right) + \eta^2 Q = 0. \quad (3.3)$$

If one expands  $S$  as  $S(x, \eta) = \sum_{n=-1}^{n=\infty} \eta^{-n} S_n$ , one will find

$$S = \eta S_{-1}(x) + S_0(x) + \eta^{-1} S_1(x) + \dots, \quad (3.4)$$

which leads to

$$S_{-1}^2 = Q \quad (3.5)$$

$$2S_{-1}S_j = - \left[ \sum_{k+l=j-1, k \geq 0, l \geq 0} S_k S_l + \frac{dS_{j-1}}{dx} \right] \quad (3.6)$$

$(j \geq 0).$

The above calculation is nothing but the conventional WKB expansion. Note however that since  $\eta$  will be analytically continued, the expansion considered here is not only for small real  $\eta$  but will be considered on the complex  $\eta$ -plane.

Using the relation between the odd and the even power series of  $\eta$ , one will have

$$\psi = \frac{1}{\sqrt{S_{odd}}} e^{\int_{x_0}^x S_{odd}(x') dx'} \quad (3.7)$$

$$S_{odd} \equiv \sum_{j \geq 0} \eta^{1-2j} S_{2j-1}. \quad (3.8)$$

Depending on the sign of the first  $S_{-1} = \pm\sqrt{Q(x)}$ , there are two solutions  $\psi_{\pm}$ , which are given by

$$\psi_{\pm} = \frac{1}{\sqrt{S_{odd}}} \exp\left(\pm \int_{x_0}^x S_{odd}(x') dx'\right). \quad (3.9)$$

As far as there is no discontinuity (the Stokes line) in a domain, these solutions are not mixed. The domain is called the Stokes domain.

The above WKB expansion is usually divergent but is Borel-summable. Namely, one may consider

$$\psi_{\pm} \rightarrow \Psi_{\pm} \equiv \int_{\mp s(x)}^{\infty} e^{-y\eta} \psi_{\pm}^B(x, y) dy, \quad (3.10)$$

$$s(x) \equiv \int_{x_0}^x S_{-1}(x') dx', \quad (3.11)$$

where the  $y$ -integral is parallel to the real axis.<sup>6</sup> The easiest way of explaining the Stokes phenomenon is to use the Airy function ( $Q(x) = x$ ) near the turning points. If one defines the Stokes line starting from the turning point at  $x = 0$  as

$$\Im[s(x)] = 0, \quad (3.12)$$

The Stokes lines are the solutions of

$$\begin{aligned} \Im[s(x)] &= \Im\left[\int_0^x (x')^{1/2} dx'\right] \\ &= \Im\left[\frac{2}{3}x^{3/2}\right] = 0, \end{aligned} \quad (3.13)$$

which can be written as “three straight lines coming out of the turning point placed at the origin”. The paths of integration on the  $y$ -plane, which explains the Stokes phenomenon when the end-points ( $\pm s(x)$ ) cross the integration contour, are shown in Fig.5. Note that the integration paths overlap on the Stokes line since the Stokes lines are defined as the solutions of  $\Im[s(x)] = 0$ . From Fig.5, one can understand why additional contributions

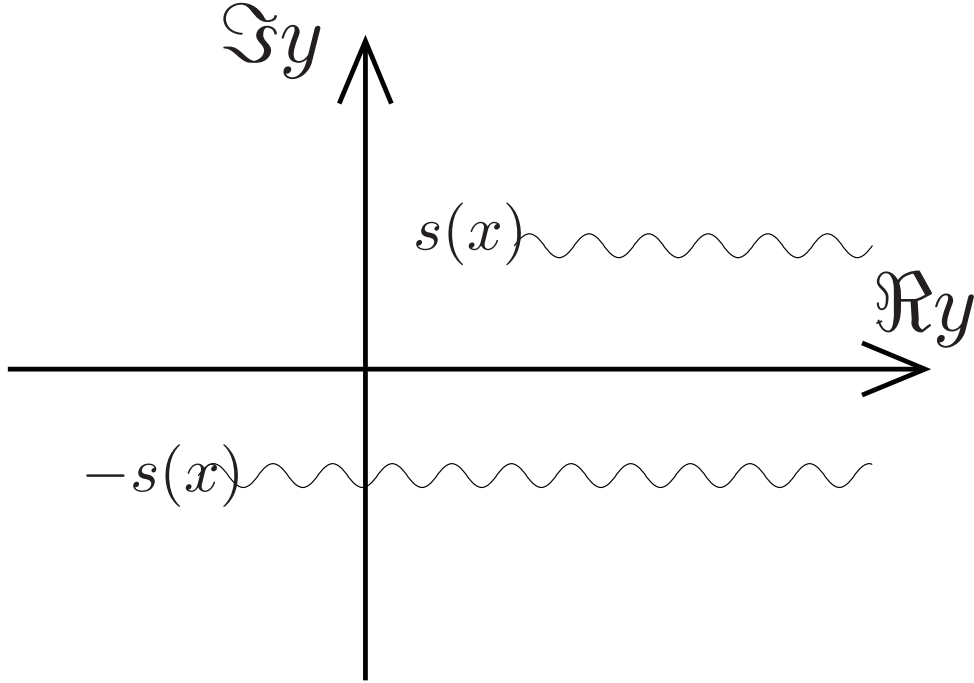


Figure 5: The wavy lines are the paths of integration of the Borel summation. The complex  $y$ -plane is called the Borel panel. One can see that the paths overlap when  $\Im[s] = 0$ .

(mixing of the solutions) can appear after crossing the Stokes line at  $\Im[s(x)] = 0$ . This is called the Stokes phenomenon.

Although physics involves various forms of approximation and expansion, it can be said that any approximation that completely changes the nature of the Stokes line is not an appropriate approximation. In Ref.[22, 23], we found that such “improper approximation” does exist in past studies, and showed explicitly that such approximation can spoil discussion of cosmological particle-antiparticle asymmetry. We stress that when dealing with a complex Stokes phenomenon, the original Stokes lines should be checked before considering approximations.

For the consideration of the Stokes phenomenon of the Unruh effect, we make use of a very characteristic property of the exact WKB: as we have described above, the Stokes lines are determined by  $\Im[s(x)] = 0$ , where  $s(x)$  is defined only by using  $S_{-1}$ . This is not the result of a mere approximation, but the result of considering singular

---

<sup>6</sup>Normally one can choose the integration on the steepest descent path.

perturbations. If a higher-order term were important in the determination of the Stokes line, analyses using the Stokes line would always have run the risk that corrections by the higher-order terms would alter the fundamental properties obtained from the lower-order terms. Specific examples can be found in Ref.[23]. In the following, we will investigate the Stokes phenomenon of the “solutions in the inertial system when they are seen by an accelerating observer”. Such an analysis would not have been possible without the characteristic properties of the exact WKB, for the reasons we have described above and below.

Let us see how the Stokes phenomenon of the Unruh-DeWitt detector appears. In the open set  $U_i$  defined for  $\tau = \tau_i$ , an accelerating observer is looking at the local inertial vacuum using the local vierbein  $(e_i)^\mu_\alpha$ . Here we consider only the time-dependent part and use  $dt = \cosh a(\tau - \tau_i)d\tau$  with  $\tau_i = 0$  to rewrite the local inertial vacuum solutions. We also introduce explicit  $\eta$  as

$$e^{\pm i \int^t \omega dt'} \rightarrow e^{\pm i \eta \int^\tau \omega \cosh(a\tau) d\tau'}. \quad (3.14)$$

Normally, it is quite difficult to recognize the Stokes phenomenon of such solutions. However, using the characteristic properties of the exact WKB mentioned above, one can reconstruct the Stokes phenomenon. Let us first introduce  $Q_0(\tau) \equiv -\omega^2 \cosh^2(a\tau)$  and consider the following equation

$$\left( -\frac{d^2}{d\tau^2} + \eta^2 Q(\tau, \eta) \right) \psi(\tau, \eta) = 0, \quad (3.15)$$

where  $\eta \gg 1$  and  $Q(\tau, \eta)$  is expanded as

$$Q(\tau, \eta) = Q_0(\tau) + \eta^{-1}Q_1(\tau) + \eta^{-2}Q_2(\tau) + \dots. \quad (3.16)$$

As we have done before, the solution of this equation can be written as  $\psi(\tau, \eta) \equiv e^{\int^\tau S(\tau', \eta) d\tau'}$ , where  $S(\tau, \eta)$  can be expanded as

$$S = S_{-1}(\tau)\eta + S_0(\tau) + S_1(\tau)\eta^{-1} + \dots. \quad (3.17)$$

The point of the above argument is that after introducing  $\eta$  in Eq.(3.14), one can choose  $Q_i(\tau), i = 1, 2, \dots$  to reconstruct the equation that gives the solutions Eq.(3.14). Here,  $Q_i, (i \geq 1)$  are chosen so that  $S_i, (i \geq 0)$  does not appear.

As we have mentioned above, this procedure allows us to make use of a powerful analysis of the exact WKB. After drawing the Stokes lines, one can see that a Stokes line crosses on the real axis at the origin[24]. The Stokes lines of the Unruh effect are shown in Fig.6. This allowed us to expand  $Q(\tau)_0$  near the origin without changing the crossing

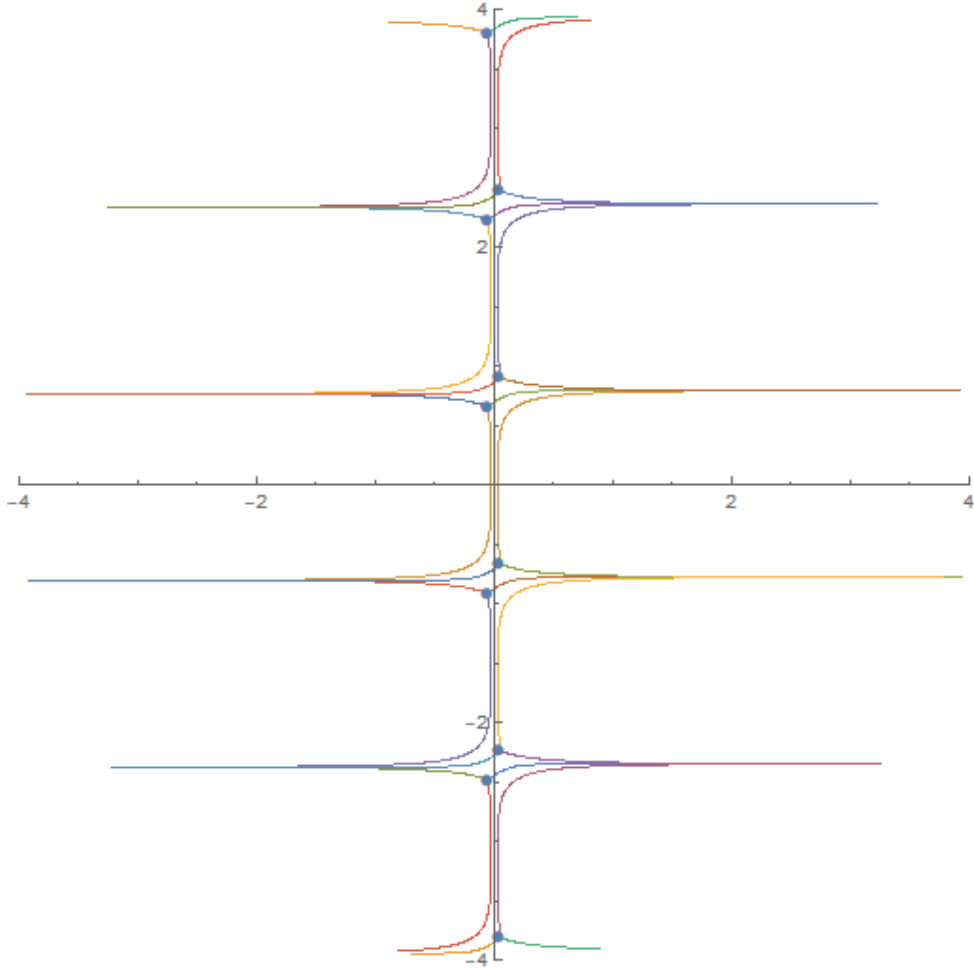


Figure 6: The Stokes lines of the Unruh effect are shown for  $Q(\tau) = -(\cosh^2(2\tau) + 0.05i - 0.05)(1 - 0.05i)$ . The degenerated Stokes lines are separated introducing small parameters.

point. The approximation gives

$$\begin{aligned} Q(\tau)_0 &= -\omega^2 \cosh(a\tau) \\ &\simeq -\omega^2 - a^2\omega^2\tau^2, \end{aligned} \tag{3.18}$$

whose Stokes lines are the same as the familiar Schrödinger equation of scattering by an inverted quadratic potential. The equation can be solved using the parabolic cylinder



functions or the Weber functions, giving a very characteristic structure of the Stokes lines[24, 25].<sup>7</sup>

The Stokes phenomenon occurs at  $\tau = 0$  in the above calculation, which corresponds to the point where the local inertial vacuum is defined. (The Stokes phenomenon occurs at  $\tau = \tau_i$  for  $U_i$  defined for  $\tau_i$ ) Therefore, the same Stokes phenomenon can be seen in each  $U_i$ . Laminating such  $U_i$  on  $M$  using the frame transformation, one will find that stationary (continuous) excitation should be observed by the detector.

Now we can define the Unruh-deWitt detector on the manifold. Our starting point is the detector defined on the local inertial frame of an open set  $U_i$ . For sufficiently small  $c$ , the amplitude from  $|0\rangle$  to an excited state  $|\psi\rangle$  may be given by the first-order perturbation as

$$ic\langle E, \psi | \int_{U_i} m(t)\phi d\tau | 0, E_0 \rangle. \quad (3.19)$$

Then, using the Hamiltonian  $H_0$ , one has  $m(t) = e^{iH_0 t} m(0) e^{-iH_0 t}$ , where  $H_0 |E\rangle = E |E\rangle$ . These quantities are defined for the local inertial frame on  $U_i$ . One can factorize the amplitude as

$$ic\langle E | m(0) | E_0 \rangle \int_{U_i} e^{(E-E_0)t} \langle \psi | \phi | 0 \rangle d\tau, \quad (3.20)$$

where  $t$  is used because  $H_0$  is originally defined for the inertial frame. As we are considering only the first-order transition, the excited state is the state  $|\psi\rangle = |1_{\mathbf{k}}\rangle$ , which contains only one quantum. Then, one has<sup>8</sup>

$$\langle \psi | \phi(x) | 0 \rangle = \langle 1_{\mathbf{k}} | \phi(x) | 0 \rangle \quad (3.21)$$

$$= \int d^3 k' (16\pi^3 \omega')^{-1/2} \langle 1_{\mathbf{k}} | a_{\mathbf{k}'}^\dagger | 0 \rangle e^{-i\mathbf{k}' \cdot \mathbf{x} + i \int^t \omega' dt'}. \quad (3.22)$$

As we have described above,  $e^{i \int^t \omega dt'}$  experiences the Stokes phenomena on each  $U_i$  when it is seen by an accelerating observer. The Stokes phenomenon is described by the connection matrix[25];

$$\begin{pmatrix} \alpha_+ & \beta_+ \\ \beta_- & \alpha_- \end{pmatrix} = \begin{pmatrix} \sqrt{1 + e^{-2K_{ud}}} & -ie^{-K_{ud}} \\ ie^{-K_{ud}} & \sqrt{1 + e^{-2K_{ud}}} \end{pmatrix}, \quad (3.23)$$

---

<sup>7</sup>To be more precise, there is no confirmation that such special functions solve the equation when the higher terms  $Q_i(\tau)$ , ( $i \geq 1$ ) are introduced. The main advantage of the exact WKB is that it shows that the structure of the Stokes line remains unchanged for such ‘‘perturbation’’.

<sup>8</sup>The Fourier transformation is considered on the inertial space.

where the integration factor  $K_{ud} = \int_d^u S_{odd} d\tau'$  is the integration connecting the two turning points (i.e, two solutions of  $Q_0 = 0$ ) on the imaginary axis. The phases are omitted for simplicity. These two turning points are calculated after the approximation of Eq.(3.18). Finally, we obtain the amplitude of the transition caused by the Stokes phenomenon in  $U_i$ . We have  $|\beta_+|^2 \simeq e^{-\frac{\omega}{a}\pi}$ .

## 4 Conclusions and Discussions

In this paper, we described how to define the Unruh-deWitt detector on local inertial frame. In defining the vacuum, we were particularly careful not to introduce relative velocities with the observer. Since such a definition can only be made locally as the observer accelerates, a locally defined Stokes phenomenon was inevitable. The situation seems to be similar to the monopole solution. The first solution (the Dirac monopole solution) was given by Dirac in 1931, but a singularity remained until Wu and Yang solved it using differential geometry in 1975. For the Unruh effect, the recent development of the exact WKB was inevitable for finding the local Stokes phenomenon on the local inertial frame.

This paper discusses details of how the Unruh-deWitt detector can be defined for the local inertial frame, but the relationship between the Stokes phenomena obtained here and thermal equilibrium remains open to debate. In this paper, we saw that continuous Stokes phenomenon can occur in principle, but in reality, the Stokes phenomena do not continue to occur indefinitely due to the timescale of the events.<sup>9</sup> For this reason, we do not believe that the equilibrium and the temperature of the Unruh-deWitt detector can be derived simply from the Stokes phenomenon alone. The aim of this paper is to perform the Unruh-deWitt detector on a local inertial system using the local Stokes phenomena explained by the exact WKB. The discussion of thermal equilibrium should therefore be dealt with in detail in another publication.

Finally, we note an important difference from the Unruh effect. In the Unruh-deWitt detector, the detector was the observer, whereas in the Unruh effect, the particles pro-

---

<sup>9</sup>In ref.[1] there is an argument that a region within a distance  $a^{-1}$  of the observer can be used for the local coordinate system.

duced are the observers. Since each particle has a different momentum, the local inertial system is defined by the inertial system of each particle. At first sight, this may not seem to make much sense, at least as far as the Unruh effect is concerned. However, when it comes to the Schwinger effect, the local Stokes phenomena cannot be defined on the open set without taking into account the local inertial system of the generated particles[8]. The fact that the particles produced are looking at different vacua makes sense in physics.

We hope that the new perspectives presented in this paper will help us to understand and improve the physics of the Unruh-deWitt detector.

## 5 Acknowledgment

The author would like to thank all the participants and the organizers of the Third Hermann Minkowski Meeting on the Foundations of Spacetime Physics in 2023.

## References

- [1] C. W. Misner, K. S. Thorne and J. A. Wheeler, “Gravitation,” W. H. Freeman, 1973, ISBN 978-0-7167-0344-0, 978-0-691-17779-3
- [2] P. A. M. Dirac, “Quantised singularities in the electromagnetic field,,” Proc. Roy. Soc. Lond. A **133** (1931) no.821, 60-72
- [3] T. T. Wu and C. N. Yang, “Concept of Nonintegrable Phase Factors and Global Formulation of Gauge Fields,” Phys. Rev. D **12** (1975), 3845-3857
- [4] M. Nakahara, “Geometry, Topology and Physics,” CRC Press, 2003, ISBN 978-0-7503-0606-5, 978-0-7503-0606-5
- [5] S. A. Fulling, “Nonuniqueness of canonical field quantization in Riemannian spacetime,” Phys. Rev. D **7** (1973), 2850-2862
- [6] P. C. W. Davies, “Scalar particle production in Schwarzschild and Rindler metrics,” J. Phys. A **8** (1975), 609-616
- [7] W. G. Unruh, “Notes on black hole evaporation,” Phys. Rev. D **14** (1976), 870

- [8] T. Matsuda, “Nonperturbative particle production and differential geometry,” *Int. J. Mod. Phys. A* **38** (2023) no.28, 2350158 [arXiv:2303.11521 [hep-th]].
- [9] J. S. Schwinger, “On gauge invariance and vacuum polarization,” *Phys. Rev.* **82** (1951), 664-679
- [10] “Resurgence, Physics and Numbers” edited by F. Fauvet, D. Manchon, S. Marmi and D. Sauzin, Publications of the Scuola Normale Superiore, 978-88-7642-613-1
- [11] A. Voros, “The return of the quartic oscillator – The complex WKB method”, *Ann. Inst. Henri Poincare*, 39 (1983), 211-338.
- [12] E. Delabaere, H. Dillinger and F. Pham: Resurgence de Voros et periodes des courbes hyperelliptique. *Annales de l’Institut Fourier*, 43 (1993), 163- 199.
- [13] H. Shen and H. J. Silverstone, “Observations on the JWKB treatment of the quadratic barrier, Algebraic analysis of differential equations from microlocal analysis to exponential asymptotics”, Springer, 2008, pp. 237 - 250.
- [14] F. Pham, “Resurgence, quantized canonical transformations, and multiinstanton expansions,” *Algebraic Analysis*, Vol. II, Academie Press, 1988, pp. 699-726
- [15] B. Candelpergher, J. G. Nositicls and F. Pham, “Approche de la Resurgence,” Hermann, 1993.
- [16] E. Delabaere, H. Dillinger and F. Pham, “Resurgence de Voros et periodes des courbes hyper elliptiques,” *Ann. Inst. Fourier (Grenoble)* 4 3 (1993), 163-199.
- [17] E. Delabaere, H. Dillinger and F. Pham, “Exact semi-classical expansions for one dimensional quantum oscillators,” *J. Math. Phys.* 38 (1997), 6126-6184.
- [18] T. Kawai and Y. Takei, “Algebraic Analysis of Singular Perturbation Theory,” Iwanami Series in Modern Mathematics, 2005, ISBN 978-0-8218-3547-0
- [19] N. Honda, T. Kawai and Y. Takei, “Virtual Turning Points”, Springer (2015), ISBN 978-4-431-55702-9.

- [20] N. D. Birrell and P. C. W. Davies, Cambridge University Press, 1984, ISBN 978-0-5212-7858-4 “Quantum Fields in Curved Space,”
- [21] L. C. B. Crispino, A. Higuchi and G. E. A. Matsas, “The Unruh effect and its applications,” *Rev. Mod. Phys.* **80** (2008), 787-838 [arXiv:0710.5373 [gr-qc]].
- [22] S. Enomoto and T. Matsuda, “The Exact WKB analysis for asymmetric scalar preheating,” *JHEP* **01** (2023), 088 [arXiv:2203.04497 [hep-th]].
- [23] S. Enomoto and T. Matsuda, “The exact WKB and the Landau-Zener transition for asymmetry in cosmological particle production,” *JHEP* **02** (2022), 131 [arXiv:2104.02312 [hep-th]].
- [24] S. Enomoto and T. Matsuda, “The Exact WKB analysis and the Stokes phenomena of the Unruh effect and Hawking radiation,” *JHEP* **12** (2022), 037 [arXiv:2203.04501 [hep-th]].
- [25] S. Enomoto and T. Matsuda, “The exact WKB for cosmological particle production,” *JHEP* **03** (2021), 090 [arXiv:2010.14835 [hep-ph]].