

# Time Machine GPT

Felix Drinkall\*, Eghbal Rahimikia §, Janet B. Pierrehumbert\*‡, Stefan Zohren\*†

\*Department of Engineering Science, University of Oxford

§ Alliance Manchester Business School, University of Manchester

†The Alan Turing Institute

‡Faculty of Linguistics, University of Oxford

felix.drinkall@eng.ox.ac.uk

## Abstract

Large language models (LLMs) are often trained on extensive, temporally indiscriminate text corpora, reflecting the lack of datasets with temporal metadata. This approach is not aligned with the evolving nature of language. Conventional methods for creating temporally adapted language models often depend on further pre-training static models on time-specific data. This paper presents a new approach: a series of point-in-time LLMs called **TimeMachineGPT** (TiMaGPT), specifically designed to be nonprognosticative. This ensures they remain uninformed about future factual information and linguistic changes. This strategy is beneficial for understanding language evolution and is of critical importance when applying models in dynamic contexts, such as time-series forecasting, where foresight of future information can prove problematic. We provide access to both the models and training datasets.<sup>1</sup>

## 1 Introduction

Time-series forecasting and event prediction aim to infer a future state of the world from past data. When evaluating models for these purposes through historical data analysis, often referred to as "back-testing", it is crucial to maintain strict data partitioning. This ensures that no future information influences the model's predictions. Whilst strict data partitioning is standard in most fields that use time-series information, time-series forecasting methods that use transformer-based LLMs have tended to make an assumption that the language model itself cannot be the vector for information leakage from a future state to a past state. However, within a language model, implicit associations, such as linking "Enron" with "bankrupt" or possessing knowledge of terms like "COVID-19" might exist (Figure 1). This poses a challenge for models tested on data

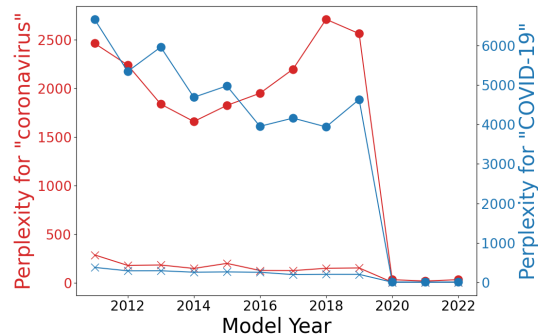


Figure 1: The perplexity of **coronavirus** and **COVID-19**, using TiMaGPT models (●) and Conventional Temporally Adapted (CTA) models (×). The calculation for perplexity is outlined in Appendix H and the methodology for temporally adapting models is explained in Section 5. The CTA models have significant knowledge of these words before the pandemic.

predating such events, as their presence could lead to an overestimate in model performance within the validation stage, which could lead to disappointing results when a system is used in a live setting.

The evolution of language models in recent years has been shaped by increases in both the size of these models and their training datasets (Wei et al., 2022). The trend towards larger and more complex datasets has made in-depth analysis of their content increasingly difficult. A significant challenge is the contamination of training datasets, which can include the accidental inclusion of benchmark datasets (Dodge et al., 2021) and private data (Xu et al., 2020). To tackle the issue of temporal data contamination, this paper introduces language models that have been pre-trained on data exclusively published before specified cutoff dates. These models serve two key purposes: analyzing diachronic embeddings over time and facilitating the use of language models in dynamic tasks that demand strict separation of temporal data. Language models are capable of learning both factual information

<sup>1</sup>Models and Datasets: <https://huggingface.co/Ti-Ma>

and linguistic patterns (Petroni et al., 2019; Mahowald et al., 2023), which could influence their performance in predictive tasks. The primary application for our TiMaGPT models is in evaluating a system that uses generative language models for dynamic downstream tasks. The yearly models, developed uniformly, display similar performances on well-established benchmarks, meaning that the main difference between the models is the information in the training datasets.

## 1.1 Research Contributions

**Contribution 1** - To our knowledge, the models released in conjunction with this paper are the first series of temporally correct pre-trained LLMs exclusively pre-trained on historical data.

**Contribution 2** - Identification of an unacceptable level of foresight in conventional temporally adapted models.

## 2 Related Work

### 2.1 Diachronic Embeddings

The meaning of words change subject to the context in which they appear, a fact that initiated the adoption of contextualized embeddings over static embeddings within LLMs (Mikolov et al., 2013a,b; Devlin et al., 2019). This contextual dependency extends beyond the surrounding tokens, as words can change meaning according to the venue (Zeng et al., 2018), domain (Lee et al., 2019a; Yang et al., 2020), time (Pierrehumbert, 2012; Bybee, 2015), location (Dunn, 2023; Hofmann et al., 2023), or task (Gururangan et al., 2020).

Consequently, there has been significant research focused on understanding how embeddings shift through time. Procrustean alignments enabled Kutuzov et al. (2017) to assess the way in which word meaning shifted by diachronically training static embeddings. Some have tried to incorporate these temporal dynamics into LLMs by dynamically adapting word embeddings (Rudolph and Blei, 2017; Hofmann et al., 2021a). Numerous studies have investigated how these embeddings evolve over time (Hamilton et al., 2016; Kutuzov et al., 2018), with practical applications such as detecting change points in language use (Goutte et al., 2018). These studies demonstrate that embeddings can reveal the temporal context of data, underscoring the importance of carefully selecting the data included in training datasets.

### 2.2 Temporal Adaptation of Language Models

Efforts to temporally adapt language models to date have primarily involved modifying existing statically trained models (Lazaridou et al., 2021; Röttger and Pierrehumbert, 2021; Dhingra et al., 2022). Given that transformer-based LLMs have been predominantly trained since 2017, following the seminal work of Vaswani et al. (2023), and largely on data from post-2017, temporal adaptation has generally involved either further training these models with newer data (Jang et al., 2022) or adjusting them to represent a past state by training on historical data for a fixed number of steps (hereafter "CTA models" - Conventional Temporally Adapted) (Wenjun Qiu and Xu, 2022a; Martinc et al., 2020). Both methods have significant limitations, since either any resultant downstream analysis is limited to the very short time after the models were trained, or the temporally adapted models have seen future data within the pre-training stage. This paper restores language models to a prior state in time by pre-training a series of models on data that has strict temporal inclusion criteria.

## 3 Training Process

### 3.1 Training Datasets

The lack of temporal metadata in natural language processing (NLP) presented a challenge in selecting datasets for training our models. However, news data and Wikipedia version history emerged as valuable resources. Detailed token counts for each year's deduplicated datasets are provided in Appendix B. Each year from 2011 to 2022 contained sufficient data to train a GPT-2 small model.

**Wikipedia:** By utilizing the revision information from Wikipedia XML dumps provided by Wikimedia<sup>2</sup>, we reconstructed every existing Wikipedia page as they would have appeared on 31/12 of each year from 2004 to 2023. This reconstruction accounted for changes in page titles. The identified revisions were then processed to remove links, HTML, and other non-standard stylistic elements, using the following code repository<sup>3</sup>.

**WMT News:** The WMT News dataset, typically used in machine translation (Kocmi et al., 2022), was processed in its monolingual, document-split English version. We applied deduplication to this dataset, eliminating repeated articles via an

<sup>2</sup><https://dumps.wikimedia.org>

<sup>3</sup><http://tinyurl.com/2exawtkf>

SHA-256 hashing function (Mou et al., 2023). The dataset ranges from 2007 to 2022.

### 3.2 Dataset Aggregation

Several studies have demonstrated that the data types used in training an LLM significantly influence its performance in downstream tasks. This insight led to the development of domain-specific language models such as BioBERT (Lee et al., 2019b), SciBERT (Beltagy et al., 2019), FinBERT (Yang et al., 2020), and more recent models like BloombergGPT (Wu et al., 2023). Acknowledging this, we maintained a consistent token allocation from each domain in our annual datasets. This approach ensured that the language models’ performance wasn’t skewed by shifts in the relative size of different data domains over time. Consequently, the only differences among the various training datasets are the new information and time-specific stylistic changes unique to each period.

#### 3.2.1 Sampling

To maintain a predetermined domain allocation ratio of 0.6:0.4 (WMT News to Wikipedia), a ratio that was determined by model tuning outlined in Appendix F, we employed specific sampling strategies for each dataset.

We randomly sampled Wikipedia articles from each year, ensuring articles were not chosen twice. Additionally, we included the "Vital Level 4" pages – the top 10,000 most important Wikipedia articles<sup>4</sup> – in each training dataset. The Level 4 articles changed slightly over time, so our selection was based on the list available at the end of each year.

For the WMT News dataset, ordered as a text stream, we have included data according to a negative exponential probability function over a 5-year period to prioritize recent data over older data. We first identify the start date of the 5-year window and calculate the number of days from the cutoff date, represented as  $\tau$ . For each entry  $e_i$  with an age of  $D_i$  days in the dataset, we compute a weight that is assigned to each entry based on its age, given by:

$$W_i = \exp\left(-\frac{D_{\max} - D_i}{\tau}\right) \quad (1)$$

The probability of selecting each entry,  $P_i$ , is inversely proportional to its weight, such that:

$$P_i = \frac{1/W_i}{\sum_{j=1}^N \frac{1}{W_j}} \quad (2)$$

<sup>4</sup>Level 4 Vital Articles: <https://tinyurl.com/532uaexs>

where  $N$  is the number of entries in the dataset.

In the process of sampling, our goal is to accumulate a certain number of tokens, denoted as  $T_{\text{needed}}$ . Starting with an initial token count of  $T_{\text{current}} = 0$ , we repeatedly sample with probability  $P_i$  until:

$$T_{\text{current}} \geq T_{\text{needed}} \quad (3)$$

If adding the tokens of a chosen entry does not exceed  $T_{\text{needed}}$ , we add the entry to the training dataset and update the token count  $T_{\text{current}}$ .

### 3.3 Pre-training Details

The full training details for replicating our work are provided in Appendix C. In line with the Chinchilla ratio, which recommends a 1:20 parameter-to-token ratio for efficient training (Hoffmann et al., 2022), a GPT-2 model with 117 million parameters requires 2.34 billion tokens for optimal training. We trained each of our models on 2.5 billion tokens and used a BPE tokenizer as was used in the original GPT-2 paper Radford et al. (2019). To confirm that this amount of data was sufficient, we performed a comparative analysis of models trained with varying token counts, detailed in Appendix B. Considering the numerous models we had to train, we optimized our training framework for computational efficiency. Therefore when two samples could be combined into the 1024 token sequence we concatenated them. A similar methodology only saw a marginal reduction in performance when training RoBERTa (Liu et al., 2019).

## 4 Model Verification

Verifying that each of our models achieves an adequate level of performance is essential. To conduct meaningful analysis on downstream tasks, it is vital to ensure consistent performance on static benchmarks from models from different years. This consistency means that we can assume that the majority of any observed changes are due to variations in the information within the training datasets, not fluctuations in model efficacy. When selecting candidate benchmarks, we observed that for some newer and more complex benchmarks models of this size have a performance similar to the random baseline. This is due to the rapid progress in language model performance in recent years, and the need to create new benchmarks to match that progress. A more detailed description of the tasks that were included is in Appendix E. Table 3 demonstrates that while our models are far from the state-of-the-art, they

Model	Benchmark Performance					
	Av.	HellaSwag	PIQA	TruthfulQA	Winogrande	WSC
Baseline	39.5	25	50	22.5	50	50
GPT-2 Small	45.85	31.14	62.51	40.69	51.62	43.27
OPT 125m	44.60	31.34	62.02	42.87	50.20	36.54
GPT-Neo 125m	45.08	30.26	62.46	45.58	50.43	36.54
TiMaGPT <sub>'11</sub>	48.74	25.14	50.87	52.83	51.38	63.46
TiMaGPT <sub>'12</sub>	48.69	25.26	50.98	53.30	50.99	63.46
TiMaGPT <sub>'13</sub>	48.62	25.12	50.82	53.11	50.36	63.46
TiMaGPT <sub>'14</sub>	48.61	25.04	50.27	52.88	50.04	63.46
TiMaGPT <sub>'15</sub>	48.75	24.98	50.76	52.74	50.59	63.46
TiMaGPT <sub>'16</sub>	48.99	25.00	50.27	52.60	51.62	63.46
TiMaGPT <sub>'17</sub>	48.98	25.09	50.76	52.25	51.62	63.46
TiMaGPT <sub>'18</sub>	48.43	25.13	51.31	52.41	49.64	63.46
TiMaGPT <sub>'19</sub>	48.66	25.30	50.98	52.30	50.83	63.46
TiMaGPT <sub>'20</sub>	48.65	25.07	50.77	52.88	51.14	63.46
TiMaGPT <sub>'21</sub>	48.58	25.38	51.52	52.55	50.67	63.46
TiMaGPT <sub>'22</sub>	48.52	25.34	51.47	52.90	50.04	63.46

Table 1: Performance of the models on static benchmarks to validate performance. HellaSwag, TruthfulQA, PIQA, Winogrande, WSC (Appendix E). Comparison models: GPT-2 (Radford et al., 2019), OPT (Zhang et al., 2022), GPT-Neo (Black et al., 2021)

perform in line with other similarly-sized models like GPT-2, OPT-125m and GPT-Neo 125m on several established benchmarks but crucially also maintain this performance over time. TiMaGPT has a slightly different performance profile to the comparison models, with better performance on the WSC and TruthfulQA benchmarks and worse performance on the HellaSwag and PIQA datasets. Interestingly, both of the benchmarks that TiMaGPT performed badly on were challenging common-sense reasoning datasets. Perhaps the factual bias and lack of diversity of our training data led to poor performance on these benchmarks. All of the models perform just slightly above random for the Winogrande benchmark, indicating that this benchmark is too challenging for models of this type and size. The lack of variance of the TiMaGPT results on the WSC benchmark can be attributed to the dataset’s size - only 273 samples in total.

## 5 Temporal Evaluation

Previously, models were adapted by further training a statically trained model on period-specific data (Wenjun Qiu and Xu, 2022b; Dhingra et al., 2022), giving them foresight from the pre-training stage, which could be problematic for tasks where temporal segregation is important. We compared our models with Conventionally Temporally Adapted (CTA) models to show the extent of the informa-

tion leakage when adopting the traditional methodology, by assessing their perplexity in recognizing the names of country leaders around their inauguration. The perplexity measurement is outlined in Appendix H and the dataset identifies leaders that came into power between 2013 and 2020 (Herre, 2023). 310 leaders are considered, corresponding to 154 countries.

We contrasted our TiMaGPT models with CTA models, which are versions of the TiMaGPT<sub>2022</sub> model further pre-trained on 1 billion tokens from the same datasets used for pre-training the yearly TiMaGPT models. Figure 2 shows the differences in methodologies, with CTA models retaining un-

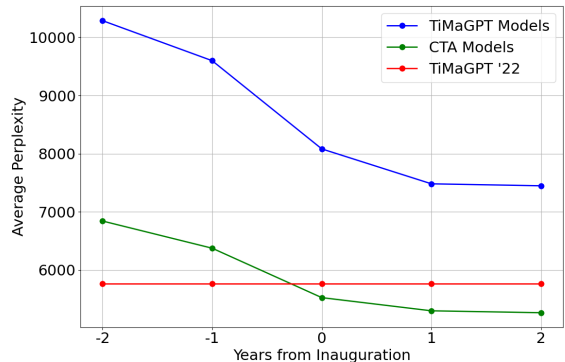


Figure 2: Average perplexity of the names of country leaders around their year of inauguration, as measured using CTA models (Section 2.2) and TiMaGPT models.

realistic knowledge of the leaders well in advance of their inauguration. The lower CTA perplexity scores come from seeing the leaders in the pre-training dataset that trained TiMaGPT<sub>2022</sub>, providing the CTA models with information that would not have been available to models that were trained at the time. The relatively low perplexity from TiMaGPT<sub>2022</sub> supports this claim. It is clear from the performance delta between the CTA models and the TiMaGPT<sub>2022</sub> model two years before inauguration that whilst temporal adaptation does shift the model’s perplexity distribution closer to that of the TiMaGPT models, some information is preserved post-adaptation.

Beyond named entities, we show that CTA models have an unrealistic knowledge of concepts like "COVID-19" or "coronavirus"; Figure 1 exposes a very significant difference between our models and traditional adaptation methods. The CTA model perplexity scores are lower than our TiMaGPT models, which reflect what could have been produced at the time. The TiMaGPT dataset partitioning means that the information leakage seen in Figure 1 and 2 does not occur.

## 6 Discussion

This paper provides a tool for researchers focused on tracking knowledge and association shifts in language, and also in evaluating the performance of temporally dynamic models. The recent trend of using GPT-2 as a backbone for time-series forecasting, as highlighted in recent literature (Cao et al., 2023; Chang et al., 2023; Zhou et al., 2023; Liu et al., 2024), underscores the growing interest in integrating language models and textual features to enhance forecast accuracy (Drinkall et al., 2022; Cao et al., 2023). The models developed in conjunction with this paper are particularly valuable in this context. They serve as an effective means to minimize look-ahead bias in time-series models that concurrently process textual and time-series data. By ensuring these models are devoid of future linguistic information, they enable a more accurate and authentic assessment of a model’s forecasting ability, crucial for applications where current data must be interpreted without the influence of future events. Further work could explore the magnitude of the effect of this look-ahead bias by measuring the performance delta between models that have and have not seen future information in their pre-training.

## 7 Limitations

The paper uses the small GPT-2 architecture, which is outperformed by many newer language models. To create larger TiMa models, it is necessary to expand the size and number of datasets with temporal metadata. This expansion is crucial because each parameter in these models requires around 20 tokens for optimal pre-training (Hoffmann et al., 2022). In addition, we have only explored generative models in this paper, but a significant amount of research still relies on encoder-based LLMs which limits the scope of this paper.

To scale to even larger models, processing the annual Common Crawl datasets is a necessary step, though the dataset has proved problematic due to its scale and lack of consistent formatting (Luccioni and Viviano, 2021). These problems prompted the C4 dataset (Dodge et al., 2021), but replicating that consistent quality over several partitioned years would be a significant challenge. Aside from this, cleaning Common Crawl would also demand significant computational resources.

## Acknowledgements

We are grateful to Graphcore, and their team, for their support in providing us with compute for this project. The first author was funded by the Economic and Social Research Council of the UK via the Grand Union DTP. This work was supported in part by a grant from the Engineering and Physical Sciences Research Council (EP/T023333/1). We are also grateful to the Oxford-Man Institute of Quantitative Finance and the Oxford e-Research Centre for their support.

## References

- Iz Beltagy, Kyle Lo, and Arman Cohan. 2019. [SciBERT: A pretrained language model for scientific text](#). In *Proceedings of the 2019 Conference on Empirical Methods in Natural Language Processing and the 9th International Joint Conference on Natural Language Processing (EMNLP-IJCNLP)*, pages 3615–3620, Hong Kong, China. Association for Computational Linguistics.
- Yonatan Bisk, Rowan Zellers, Ronan Le Bras, Jianfeng Gao, and Yejin Choi. 2019. [Piqa: Reasoning about physical commonsense in natural language](#).
- Sid Black, Gao Leo, Phil Wang, Connor Leahy, and Stella Biderman. 2021. [GPT-Neo: Large Scale Autoregressive Language Modeling with Mesh-Tensorflow](#). If you use this software, please cite it using these metadata.

- Joan Bybee. 2015. *Language Change*. Cambridge Textbooks in Linguistics. Cambridge University Press.
- Defu Cao, Furong Jia, Sercan O Arik, Tomas Pfister, Yixiang Zheng, Wen Ye, and Yan Liu. 2023. [Tempo: Prompt-based generative pre-trained transformer for time series forecasting](#).
- Ching Chang, Wen-Chih Peng, and Tien-Fu Chen. 2023. [Llm4ts: Two-stage fine-tuning for time-series forecasting with pre-trained llms](#).
- Jacob Devlin, Ming-Wei Chang, Kenton Lee, and Kristina Toutanova. 2019. [BERT: Pre-training of deep bidirectional transformers for language understanding](#). In *Proceedings of the 2019 Conference of the North American Chapter of the Association for Computational Linguistics: Human Language Technologies, Volume 1 (Long and Short Papers)*, pages 4171–4186, Minneapolis, Minnesota. Association for Computational Linguistics.
- Bhuvan Dhingra, Jeremy R. Cole, Julian Martin Eisenschlos, Daniel Gillick, Jacob Eisenstein, and William W. Cohen. 2022. [Time-aware language models as temporal knowledge bases](#). *Transactions of the Association for Computational Linguistics*, 10:257–273.
- Jesse Dodge, Maarten Sap, Ana Marasović, William Agnew, Gabriel Ilharco, Dirk Groeneveld, Margaret Mitchell, and Matt Gardner. 2021. [Documenting large webtext corpora: A case study on the colossal clean crawled corpus](#). In *Proceedings of the 2021 Conference on Empirical Methods in Natural Language Processing*, pages 1286–1305, Online and Punta Cana, Dominican Republic. Association for Computational Linguistics.
- Felix Drinkall, Stefan Zohren, and Janet Pierrehumbert. 2022. [Forecasting COVID-19 caseloads using unsupervised embedding clusters of social media posts](#). In *Proceedings of the 2022 Conference of the North American Chapter of the Association for Computational Linguistics: Human Language Technologies*, pages 1471–1484, Seattle, United States. Association for Computational Linguistics.
- Jonathan Dunn. 2023. [Variation and instability in dialect-based embedding spaces](#). In *Tenth Workshop on NLP for Similar Languages, Varieties and Dialects (VarDial 2023)*, pages 67–77, Dubrovnik, Croatia. Association for Computational Linguistics.
- Cyril Goutte, Yunli Wang, Fangming Liao, Zachary Zanussi, Samuel Larkin, and Yuri Grinberg. 2018. [EuroGames16: Evaluating change detection in online conversation](#). In *Proceedings of the Eleventh International Conference on Language Resources and Evaluation (LREC 2018)*, Miyazaki, Japan. European Language Resources Association (ELRA).
- Graphcore. [Ipu-pod16 product description](#). Accessed: 2023-11-25.
- Suchin Gururangan, Ana Marasović, Swabha Swayamdipta, Kyle Lo, Iz Beltagy, Doug Downey, and Noah A. Smith. 2020. [Don't stop pretraining: Adapt language models to domains and tasks](#). In *Proceedings of the 58th Annual Meeting of the Association for Computational Linguistics*, pages 8342–8360, Online. Association for Computational Linguistics.
- William L. Hamilton, Jure Leskovec, and Dan Jurafsky. 2016. [Diachronic word embeddings reveal statistical laws of semantic change](#). In *Proceedings of the 54th Annual Meeting of the Association for Computational Linguistics (Volume 1: Long Papers)*, pages 1489–1501, Berlin, Germany. Association for Computational Linguistics.
- Bastian Herre. 2023. [Identifying ideologues: A global dataset on political leaders, 1945–2020](#). *British Journal of Political Science*, 53(2):740–748.
- Jordan Hoffmann, Sebastian Borgeaud, Arthur Mensch, Elena Buchatskaya, Trevor Cai, Eliza Rutherford, Diego de Las Casas, Lisa Anne Hendricks, Johannes Welbl, Aidan Clark, Tom Hennigan, Eric Noland, Katie Millican, George van den Driessche, Bogdan Damoc, Aurelia Guy, Simon Osindero, Karen Simonyan, Erich Elsen, Jack W. Rae, Oriol Vinyals, and Laurent Sifre. 2022. [Training compute-optimal large language models](#).
- Valentin Hofmann, Goran Glavaš, Nikola Ljubešić, Janet B. Pierrehumbert, and Hinrich Schütze. 2023. [Geographic adaptation of pretrained language models](#).
- Valentin Hofmann, Janet Pierrehumbert, and Hinrich Schütze. 2021a. [Dynamic contextualized word embeddings](#). In *Proceedings of the 59th Annual Meeting of the Association for Computational Linguistics and the 11th International Joint Conference on Natural Language Processing (Volume 1: Long Papers)*, pages 6970–6984, Online. Association for Computational Linguistics.
- Valentin Hofmann, Janet Pierrehumbert, and Hinrich Schütze. 2021b. [Superbizarre is not superb: Derivational morphology improves BERT's interpretation of complex words](#). In *Proceedings of the 59th Annual Meeting of the Association for Computational Linguistics and the 11th International Joint Conference on Natural Language Processing (Volume 1: Long Papers)*, pages 3594–3608, Online. Association for Computational Linguistics.
- Joel Jang, Seonghyeon Ye, Sohee Yang, Joongbo Shin, Janghoon Han, Gyeonghun Kim, Stanley Jungkyu Choi, and Minjoon Seo. 2022. [Towards continual knowledge learning of language models](#).
- Tom Kocmi, Rachel Bawden, Ondřej Bojar, Anton Dvorkovich, Christian Federmann, Mark Fishel, Thamme Gowda, Yvette Graham, Roman Grundkiewicz, Barry Haddow, Rebecca Knowles, Philipp Koehn, Christof Monz, Makoto Morishita, Masaaki

- Nagata, Toshiaki Nakazawa, Michal Novák, Martin Popel, and Maja Popović. 2022. [Findings of the 2022 conference on machine translation \(WMT22\)](#). In *Proceedings of the Seventh Conference on Machine Translation (WMT)*, pages 1–45, Abu Dhabi, United Arab Emirates (Hybrid). Association for Computational Linguistics.
- Jona Kräenbring, Tika Monzon Penza, Joanna Gutmann, Susanne Mühlich, Oliver Zolk, Leszek Wojnowski, Renke Maas, Stefan Engelhardt, and Antonio Sarikas. 2014. [Accuracy and completeness of drug information in wikipedia: A comparison with standard textbooks of pharmacology](#). *PLoS ONE*, 9:e106930.
- Andrey Kutuzov, Lilja Øvrelid, Terrence Szymanski, and Erik Velldal. 2018. [Diachronic word embeddings and semantic shifts: a survey](#). In *Proceedings of the 27th International Conference on Computational Linguistics*, pages 1384–1397, Santa Fe, New Mexico, USA. Association for Computational Linguistics.
- Andrey Kutuzov, Erik Velldal, and Lilja Øvrelid. 2017. [Tracing armed conflicts with diachronic word embedding models](#). In *Proceedings of the Events and Stories in the News Workshop*, pages 31–36, Vancouver, Canada. Association for Computational Linguistics.
- Angeliki Lazaridou, Adhiguna Kuncoro, Elena Gribovskaya, Devang Agrawal, Adam Liska, Tayfun Terzi, Mai Gimenez, Cyprien de Masson d’Autume, Tomas Kocisky, Sebastian Ruder, Dani Yogatama, Kris Cao, Susannah Young, and Phil Blunsom. 2021. [Mind the gap: Assessing temporal generalization in neural language models](#).
- Jinhyuk Lee, Wonjin Yoon, Sungdong Kim, Donghyeon Kim, Sunkyu Kim, Chan Ho So, and Jaewoo Kang. 2019a. [BioBERT: a pre-trained biomedical language representation model for biomedical text mining](#). *Bioinformatics*, 36(4):1234–1240.
- Jinhyuk Lee, Wonjin Yoon, Sungdong Kim, Donghyeon Kim, Sunkyu Kim, Chan Ho So, and Jaewoo Kang. 2019b. [Biobert: a pre-trained biomedical language representation model for biomedical text mining](#). *Bioinformatics*, 36(4):1234–1240.
- Hector Levesque, Ernest Davis, and Leora Morgenstern. 2012. [The winograd schema challenge](#). In *Thirteenth international conference on the principles of knowledge representation and reasoning*.
- Stephanie Lin, Jacob Hilton, and Owain Evans. 2022. [Truthfulqa: Measuring how models mimic human falsehoods](#).
- Xu Liu, Junfeng Hu, Yuan Li, Shizhe Diao, Yuxuan Liang, Bryan Hooi, and Roger Zimmermann. 2024. [Unitime: A language-empowered unified model for cross-domain time series forecasting](#).
- Yinhan Liu, Myle Ott, Naman Goyal, Jingfei Du, Mandar Joshi, Danqi Chen, Omer Levy, Mike Lewis, Luke Zettlemoyer, and Veselin Stoyanov. 2019. [Roberta: A robustly optimized bert pretraining approach](#).
- Alexandra Luccioni and Joseph Viviano. 2021. [What’s in the box? an analysis of undesirable content in the Common Crawl corpus](#). In *Proceedings of the 59th Annual Meeting of the Association for Computational Linguistics and the 11th International Joint Conference on Natural Language Processing (Volume 2: Short Papers)*, pages 182–189, Online. Association for Computational Linguistics.
- Kyle Mahowald, Anna A. Ivanova, Idan A. Blank, Nancy Kanwisher, Joshua B. Tenenbaum, and Evelina Fedorenko. 2023. [Dissociating language and thought in large language models](#).
- Matej Martinc, Petra Kralj Novak, and Senja Pollak. 2020. [Leveraging contextual embeddings for detecting diachronic semantic shift](#). In *Proceedings of the Twelfth Language Resources and Evaluation Conference*, pages 4811–4819, Marseille, France. European Language Resources Association.
- E. Mazareanu. 2020. [Co2 emissions of prominent passenger flight routes](#). Statista. Retrieved August 23, 2021.
- Tomas Mikolov, Kai Chen, Greg Corrado, and Jeffrey Dean. 2013a. [Efficient estimation of word representations in vector space](#).
- Tomas Mikolov, Ilya Sutskever, Kai Chen, Greg S Corrado, and Jeff Dean. 2013b. [Distributed representations of words and phrases and their compositionality](#). In *Advances in Neural Information Processing Systems*, volume 26. Curran Associates, Inc.
- Chenghao Mou, Chris Ha, Kenneth Enevoldsen, and Peiyuan Liu. 2023. [Chenghaomou/text-dedup: Reference snapshot](#).
- Fabio Petroni, Tim Rocktäschel, Sebastian Riedel, Patrick Lewis, Anton Bakhtin, Yuxiang Wu, and Alexander Miller. 2019. [Language models as knowledge bases?](#) In *Proceedings of the 2019 Conference on Empirical Methods in Natural Language Processing and the 9th International Joint Conference on Natural Language Processing (EMNLP-IJCNLP)*, pages 2463–2473, Hong Kong, China. Association for Computational Linguistics.
- Janet B Pierrehumbert. 2012. [The dynamic lexicon](#). *Handbook of laboratory phonology*, pages 173–183.
- Alec Radford, Jeff Wu, Rewon Child, David Luan, Dario Amodei, and Ilya Sutskever. 2019. [Language models are unsupervised multitask learners](#).
- Paul Röttger and Janet Pierrehumbert. 2021. [Temporal adaptation of BERT and performance on downstream document classification: Insights from social media](#). In *Findings of the Association for Computational Linguistics: EMNLP 2021*, pages 2400–2412, Punta Cana, Dominican Republic. Association for Computational Linguistics.
- Maja Rudolph and David Blei. 2017. [Dynamic bernoulli embeddings for language evolution](#).

Keisuke Sakaguchi, Ronan Le Bras, Chandra Bhagavatula, and Yejin Choi. 2019. [Winogrande: An adversarial winograd schema challenge at scale](#).

Ashish Vaswani, Noam Shazeer, Niki Parmar, Jakob Uszkoreit, Llion Jones, Aidan N. Gomez, Lukasz Kaiser, and Illia Polosukhin. 2023. [Attention is all you need](#).

Jason Wei, Yi Tay, Rishi Bommasani, Colin Raffel, Barret Zoph, Sebastian Borgeaud, Dani Yogatama, Maarten Bosma, Denny Zhou, Donald Metzler, Ed H. Chi, Tatsunori Hashimoto, Oriol Vinyals, Percy Liang, Jeff Dean, and William Fedus. 2022. [Emergent abilities of large language models](#).

Wenjun Qiu and Yang Xu. 2022a. [Histbert: A pre-trained language model for diachronic lexical semantic analysis](#).

Wenjun Qiu and Yang Xu. 2022b. [Histbert: A pre-trained language model for diachronic lexical semantic analysis](#).

Shijie Wu, Ozan Irsoy, Steven Lu, Vadim Dabravolski, Mark Dredze, Sebastian Gehrmann, Prabhjanan Kamradur, David Rosenberg, and Gideon Mann. 2023. [Bloomberggpt: A large language model for finance](#).

Qionikai Xu, Lizhen Qu, Zeyu Gao, and Gholamreza Haffari. 2020. [Personal information leakage detection in conversations](#). In *Proceedings of the 2020 Conference on Empirical Methods in Natural Language Processing (EMNLP)*, pages 6567–6580, Online. Association for Computational Linguistics.

Yi Yang, Mark Christopher Siy UY, and Allen Huang. 2020. [Finbert: A pretrained language model for financial communications](#).

Rowan Zellers, Ari Holtzman, Yonatan Bisk, Ali Farhadi, and Yejin Choi. 2019. [Hellaswag: Can a machine really finish your sentence?](#)

Ziqian Zeng, Xin Liu, and Yangqiu Song. 2018. Biased random walk based social regularization for word embeddings. In *International Joint Conference on Artificial Intelligence (IJCAI)*, volume 27.

Susan Zhang, Stephen Roller, Naman Goyal, Mikel Artetxe, Moya Chen, Shuohui Chen, Christopher Dewan, Mona Diab, Xian Li, Xi Victoria Lin, Todor Mihaylov, Myle Ott, Sam Shleifer, Kurt Shuster, Daniel Simig, Punit Singh Koura, Anjali Sridhar, Tianlu Wang, and Luke Zettlemoyer. 2022. [Opt: Open pre-trained transformer language models](#).

Tian Zhou, PeiSong Niu, Xue Wang, Liang Sun, and Rong Jin. 2023. [One fits all: power general time series analysis by pretrained lm](#).

## A Risks

The risks associated with this paper are not that significant due to the type of data used. The datasets and benchmarks in this paper are all open source. Long-term use of the WMT News datasets minimizes the chance of persisting errors. However, Wikipedia data, editable by anyone, could be less reliable. The selected December 31st revision may have inaccuracies. We haven't taken additional measures to verify the truthfulness of the content. A study by [Kräenbring et al. \(2014\)](#) found Wikipedia's pharmacology information 99.7% accurate, but this may not hold true for other subjects.

## B Token counts

The base datasets grow and shrink over time. Our sampling method from Section 3.2.1 means that the domain split of the data stays static across our models. Table 2 tabulates the overall token counts of the cleaned deduplicated datasets from which the training datasets are made.

## C Training details

All models are trained on a Graphcore IPU-POD16 using the gpt2-small-ipu config, which employs tensor sharding for efficient distribution across multiple IPUs. We use the AdamW optimizer with  $\beta_1 = 0.9$ ,  $\beta_2 = 0.95$ ,  $\epsilon = 10^{-8}$ , and a weight decay of 0.1. We adopt a linear warm up from  $0.1 * LR_{max}$  to  $LR_{max} = 31 * 10^{-5}$  over 10 percent of the training data. The subsequent learning rate was determined by a linear scheduler from  $LR_{max}$  to  $0.1 * LR_{max}$  over the rest of the training data.

The models were designed with a context span of 1024 and configured to generate sequences of up to 50 tokens. We adopted the GPT2LMHeadModel with the GELU new activation function, comprised of 12 layers and 12 attention heads, and an embedding dimension of 768. A single seed was used to initialise the training of all of the models.

## D Wikipedia Processing

In conjunction with this paper, we are releasing the yearly partitions of Wikipedia that were instrumental in creating our training datasets<sup>5</sup>. WikiMedia routinely publishes dumps of Wikipedia, each containing the revision history of articles. With approximately 60 million articles on Wikipedia,

<sup>5</sup><https://huggingface.co/Ti-Ma>



Year	WMT	WMT Cumulative	WMT 5-MS	Wiki	Wiki Core
2007	115,072,991	115,072,991	115,072,991	2,683,520,653	11,867,169
2008	413,793,002	528,865,993	528,865,993	3,736,056,257	19,044,576
2009	504,632,842	1,033,498,835	1,033,498,835	4,581,675,532	27,362,228
2010	233,111,988	1,266,610,823	1,266,610,823	5,311,904,669	35,398,949
2011	505,374,950	1,771,985,773	1,771,985,773	6,146,126,877	78,283,040
2012	427,188,977	2,199,174,750	2,084,101,759	6,782,268,690	88,187,713
2013	727,323,818	2,926,498,568	2,397,632,575	7,105,210,758	86,770,551
2014	724,859,204	3,651,357,772	2,617,858,937	7,662,142,757	94,680,128
2015	725,113,377	4,376,471,149	3,109,860,326	8,407,835,670	95,613,538
2016	558,931,038	4,935,402,187	3,163,416,414	8,801,952,709	97,948,198
2017	928,705,556	5,864,107,743	3,664,932,993	9,449,623,447	103,278,211
2018	559,133,658	6,423,241,401	3,496,742,833	9,699,735,445	76,140,734
2019	799,069,641	7,222,311,042	3,570,953,270	9,868,604,683	71,284,359
2020	1,049,834,674	8,272,145,716	3,895,674,567	10,105,269,307	90,346,479
2021	1,016,847,474	9,288,993,190	4,353,591,003	10,208,296,406	74,019,900
2022	1,067,806,539	10,356,799,729	4,492,691,986	8,543,710,700	73,433,918

Table 2: Token counts of the base domain datasets after cleaning and deduplication; WMT: the token count of the articles from that year; WMT Cumulative: represents the token count of all WMT articles before each cut-off date; WMT 5-MS: the moving sum of the preceding 5 years of WMT data, which is all the data that we sample from for each year; Wiki: the token count from the whole Wikipedia yearly partition; Wiki Core: the token count of the Level 4 Vital Wikipedia pages.

many having thousands of revisions, processing these revisions demands substantial computational resources. To streamline this process, we first defined the relevant revision before extracting the article information. Specifically, we select the most recent revision as of December 31st for each year. Consequently, some revisions in our datasets, such as those in the 2020 training set, date back to before 2006, as illustrated in Figure 3. While this inclusion of older revisions might initially appear problematic, it is important to note that these are the existing versions of Wikipedia pages as of the cut-off date. The content of these pages was considered current enough at that time, implying that a more recent revision was not necessary. This approach ensures that our training datasets reflect the most up-to-date information available on Wikipedia at each year’s end, providing a realistic snapshot of knowledge for that specific point in time.

Once each revision has been identified we clean the page using the code from *wiki-dump-reader*<sup>6</sup>, which parses the page and outputs clean text. During the cleaning phase a number of unwanted features and attributes are removed: file links, emphasises, comments, indents, HTML, references etc.

<sup>6</sup><https://github.com/CyberZHG/wiki-dump-reader/tree/master>

## E Benchmarks

**HellaSwag** (Zellers et al., 2019) (10-shot, acc\_norm, 10,042 samples) - a commonsense inference task that has very high human performance (>95%) yet challenges LLMs.

**TruthfulQA** (Lin et al., 2022) (0-shot, mc2, 817 samples) - a task that measures whether models give truthful answers and do not reproduce human falsehoods.

**PIQA** (Bisk et al., 2019) (1-shot, acc\_norm, 1,838 samples) - a physical commonsense reasoning task designed to test models’ knowledge of the real world. This is another dataset that humans find very easy (95% accuracy).

**WSC** (Levesque et al., 2012) (5-shot, acc, 273 samples) - a binary QA problem that requires world knowledge and reasoning skills.

**Winogrande** (Sakaguchi et al., 2019) (5-shot, acc, 44,000 samples) - a larger, harder version of the WSC dataset (Levesque et al., 2012).

Model	Tokens	Tokenizer	Ratio	Benchmark Performance				
			WMT:Wiki	Av.	HellaSwag	TruthfulQA	PIQA	WSC
GPT-2	1.5B	BPE	-:-	0.4199	0.3114	0.4069	0.6251	0.4327
Dia_2020	2.5B	BPE	0.4:0.6	0.4820	0.2545	0.5289	0.5098	0.6346
	5B	BPE	0.4:0.6	0.4817	0.2573	0.5251	0.5098	0.6346
	10B	BPE	0.4:0.6	0.4639	0.2560	0.5022	0.5299	0.5673
Dia_2020	2.5B	BPE	0.4:0.6	0.4820	0.2545	0.5289	0.5098	0.6346
	2.5B	SP	0.4:0.6	0.4773	0.2550	0.5255	0.5131	0.6154
2011	2.5B	BPE	0.2:0.8	0.4787	0.2535	0.5227	0.5038	0.6346
	2.5B	BPE	0.3:0.7	0.4785	0.2517	0.5266	0.5011	0.6346
	2.5B	BPE	0.4:0.6	0.4792	0.2525	0.5259	0.5038	0.6346
	2.5B	BPE	0.5:0.5	0.4794	0.2517	0.5262	0.5049	0.6346
	2.5B	BPE	0.6:0.4	<b>0.4808</b>	0.2514	0.5283	0.5087	0.6346
	2.5B	BPE	0.7:0.3	<u>0.4808</u>	0.2489	0.5269	0.5126	0.6346
	2.5B	BPE	0.8:0.2	0.4788	0.2489	0.5262	0.5049	0.6346
2020	2.5B	BPE	0.2:0.8	0.4786	0.2522	0.5233	0.5044	0.6346
	2.5B	BPE	0.3:0.7	0.4798	0.2526	0.5242	0.5076	0.6346
	2.5B	BPE	0.4:0.6	<b>0.4820</b>	0.2545	0.5289	0.5098	0.6346
	2.5B	BPE	0.5:0.5	0.4781	0.2513	0.5212	0.5054	0.6346
	2.5B	BPE	0.6:0.4	<u>0.4805</u>	0.2507	0.5288	0.5077	0.6346
	2.5B	BPE	0.7:0.3	0.4799	0.2509	0.5193	0.5147	0.6346
	2.5B	BPE	0.8:0.2	0.4795	0.2505	0.5220	0.5109	0.6346

Table 3: Performance comparison of different models trained, including GPT-2 for reference. Benchmarks: HellaSwag, TruthfulQA, PIQA, and WSC.

## F Model Tuning

The following section outlines the process for deciding which assumptions to make and parameters to use in the creation of our training datasets and models. We used the 2020 for the majority of the tuning and tested the tokenizer, dataset size, and data domain split ratio. The tuning was not rigorous since training every configuration of the models would have been computationally prohibitive and unproductive.

### F.1 Tokenizer

(Radford et al., 2019) used a BPE tokenizer to originally train GPT-2. However there have been many papers that have shown that BPE is problematic in the way it segments words (Hofmann et al., 2021b). As a result, we tested the BPE tokenizer against a Sentence Piece tokenizer. The search for the optimal tokenizer was far from extensive, but from the two tokenizers BPE performed better so it was selected to train the rest of the models.

### F.2 Dataset Size

Although (Hoffmann et al., 2022) showed that the ratio of tokens to parameters should be 20:1 for complete pre-training, we wanted to test the effect of adding more data than the required amount. Therefore we tested the performance of using a 5B

and 10B token training dataset and ran the training for 1 epoch. The datasets were constructed in exactly the same way as the 2.5B token dataset and were just sampled for longer until the required token count was met. Table 3 shows clearly that dataset size does not effect the downstream performance on our benchmark datasets.

### F.3 Domain Split

We also fine-tuned the proportion of each data domain within the training dataset. Previous research, as noted in Section 3.2, has shown that the type of domain in the training data can influence downstream performance. Therefore, we determined the optimal proportion of each dataset that yielded the best results for both the 2011 and 2020 data. The comparison between two models at different extremes of our time period meant that we could feel more confident that the optimal ratio split was consistent across time. Given that the 0.6:0.4 ratio of WMT to Wiki data was the best performing in 2011 and the second best in 2020 we went with this domain split for all of our models.

## G Dataset Histogram

The two base datasets, WMT and Wikipedia, used to create the training dataset used different timestamp formats. For Wikipedia, the most recent revi-

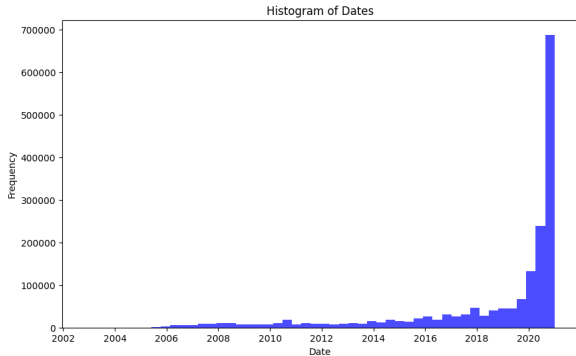


Figure 3: Histogram of the publication of each Wikipedia article revision in the 2020 training dataset.

sion to the cut off date was the version used in creating the yearly datasets. This meant that although Wikipedia was treated as a snapshot in time and was accordingly randomly sampled, some revision versions were older than others. The histogram in Figure 3 outlines the revision publication dates of each of the samples in the 2020 dataset, with the maximum date 2020-12-31. The WMT dataset only exists in yearly buckets, which limits the granularity of the dataset. There is no data used past the cutoff date but the exact distribution across the months and weeks is not possible to know.

## H Perplexity Calculation

In our perplexity calculations, we deviate from the conventional methodology of computing perplexity (PPL) of a language model, where some preceding context is usually considered. Instead, we calculate the PPL with zero context.

Formally, the perplexity of a sequence  $X = (x_0, x_1, \dots, x_t)$  without considering any preceding tokens is given by:

$$\text{PPL}(X) = \exp \left\{ -\frac{1}{t} \sum_{i=0}^t \log p(x_i) \right\} \quad (4)$$

where  $p(x_i)$  is the model’s estimated probability of the token  $x_i$ , independent of any preceding sequence.

This zero-context perplexity enables us to understand the models’ comprehension of an individual word, without being biased by the context that precedes it.

To visualise the effect that the training data has on the model, Figure 1 shows the perplexity of the words "COVID-19" and "coronavirus" using the TiMaGPT models. We would expect the model

to have no real knowledge of what COVID-19 is before 2020 and then a significant understanding during and after. Figure 1 shows that this is the case for TiMaGPT models, as the models all have very high perplexity before the pandemic and very low perplexity after. This is due to the differences in the training datasets. Figure 4 shows the different exposures the models had to the words "COVID-19" and "coronavirus".

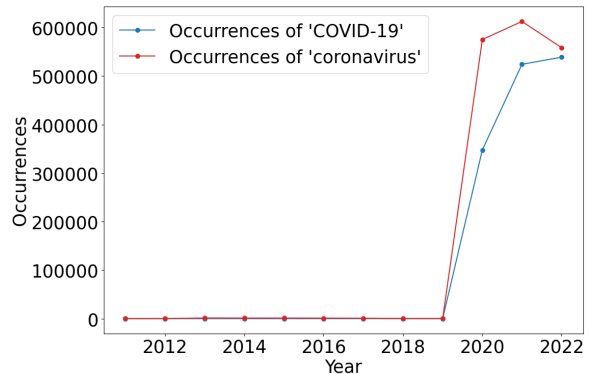


Figure 4: Number of occurrences of the words **coronavirus** and **COVID-19** in the training datasets.

## I Licenses

### I.1 External Licenses

In the making of our training datasets and training of our models we used data and code that were licensed in ways that might be of interest to the reader. The **Wikipedia** dump data is licensed under a *GNU Free Documentation License (GFDL)* and the *Creative Commons Attribution-Share-Alike 3.0 License*, two very permissive licenses. The **WMT News** data is released under the same terms as the ParaCrawl dataset <sup>7</sup>, meaning that WMT claim no ownership over the text and that the packaging of the data is released under a *Creative Commons CC0 Licence*, which means that they do not reserve any rights over the way the data is assembled. There is however some copyrighted material in the dataset, which we use under Fair Use <sup>8</sup> and Fair Dealing <sup>9</sup> principles.

We have also used various software packages when creating these models, which can all be accessed under permissive licenses. The *lm-eval-harness* package, which was used to evaluate the models, is released under an MIT License <sup>10</sup>. The

<sup>7</sup><https://www.paracrawl.eu>

<sup>8</sup>Fair Use (US): <http://tinyurl.com/497jze9m>

<sup>9</sup>Fair Dealing (UK): <http://tinyurl.com/5f7nw4tu>

<sup>10</sup><http://tinyurl.com/bdeapaze>

*transformers* and *optimum-graphcore* packages, which were used to train the models, are released under and Apache 2.0 License <sup>11 12</sup>.

efficient which means that the emissions associated with the training of the models are less than the average transatlantic flight (Mazareanu, 2020).

## I.2 Our Licenses

We release our models and datasets in accordance with the licenses of the original works. We do not claim ownership over any of the material used. We license the packaging of the data and models under a Creative Commons CC0 license ("no rights reserved"). The datasets for the models are of academic interest and therefore fall under Fair Use/Dealing principles. However we will comply with any legal requests pertaining to our data if we are legally compelled to do so.

## J Emissions

Training models has both computational and environmental implications. The energy consumption of training large language models can be substantial. To quantify this, we calculated the energy consumption of training all of our models and the associated carbon emissions. The computational costs for cleaning the datasets are not considered but are significant: the Wikipedia datasets took several days to extract and clean. The computational costs for evaluation are also not considered but are significant: each model was evaluated extensively.

Our models were trained using a GraphCore Pod with 16 IPU-M2000 chips, which each consumes a maximum of 6kW of power (Graphcore). To train all of the models in this paper the POD-16 was consumed 388.40 kWh.

The IPU POD-16 is situated in Charlotte, North Carolina. Given the carbon emissions from this grid is 328gCO<sub>2</sub>eq/kWh <sup>13</sup>, the carbon emissions associated with the energy used for a single model training can be deduced:

$$\text{Emissions} = E \times \text{Carbon Intensity} \quad (5)$$

$$= 388.40\text{kWh} \times 342\text{gCO}_2\text{eq/kWh} \quad (6)$$

$$= 132,832.80\text{gCO}_2\text{eq} \quad (7)$$

or equivalently, 132.83kgCO<sub>2</sub>eq.

Whilst this is significant, the emissions are significantly reduced by the hardware that the models were trained on. The Graphcore POD-16 is very

<sup>11</sup><http://tinyurl.com/yc7mvkny>

<sup>12</sup><http://tinyurl.com/mspzm9jp>

<sup>13</sup><http://tinyurl.com/2bnsv8yh>