

Solving Partial Differential Equations with Equivariant Extreme Learning Machines

Hans Harder¹, Jean Rabault², Ricardo Vinuesa³, Mikael Mortensen⁴, and Sebastian Peitz¹

¹ Department of Computer Science, Paderborn University, Paderborn, Germany
Contact: hans.harder@uni-paderborn.de

² Independent Researcher, Oslo, Norway

³ FLOW, Engineering Mechanics, KTH, Stockholm, Sweden

⁴ Department of Mathematics, University of Oslo, Oslo, Norway

Abstract. We utilize extreme-learning machines for the prediction of partial differential equations (PDEs). Our method splits the state space into multiple windows that are predicted individually using a single model. Despite requiring only few data points (in some cases, our method can learn from a single full-state snapshot), it still achieves high accuracy and can predict the flow of PDEs over long time horizons. Moreover, we show how additional symmetries can be exploited to increase sample efficiency and to enforce equivariance.

Keywords: extreme learning machines, partial differential equations, data-driven prediction, high-dimensional systems

1 Introduction

The efficient modeling, prediction, and control of complex systems governed by partial differential equations (PDEs) via data-driven and machine-learning-based techniques has received massive attention in recent years. PDEs are an extremely important class of equations that govern the physics of many applications such as heat transfer, continuum mechanics, fluid dynamics, or quantum mechanics. Classical approaches such as finite differences or finite elements transform the problem into a (potentially very high-dimensional) set of coupled ordinary differential equations. The cost of these solution methods increases drastically with the complexity of the dynamics, and it is the goal of data-driven methods to automatically identify underlying low-dimensional structures and thereby mitigate the curse of dimensionality [9].

In the past decades, we have seen a plethora of various surrogate-modeling techniques for PDEs. Popular examples are the proper-orthogonal decomposition [33,12,26]—where we project the known equations onto a low-dimensional subspace spanned by basis functions learned from data—as well as many non-intrusive methods such as the dynamic-mode decomposition [32], i.e., the Koopman operator framework [31,19,17,24,25]. Quite unsurprisingly, deep learning plays a central role as well, see refs. [41,21,43,39].

More recently, the notion of physics-informed machine learning [11,?] has become increasingly popular. There—instead of treating the system as a black box—one encodes system knowledge into the training process, for instance in the form of the governing equations [7,14,38,16,29]. This significantly reduces the amount of required training data, while at the same time improving robustness. Alternatively, one may also enforce symmetries—also referred to as geometric deep learning [1] in the machine-learning community—to increase the efficiency, see, for instance, [3,6] for translational and rotational symmetries in image classification. In reinforcement-learning-based control of PDEs, the exploitation of translational symmetries gives rise to efficient multi-agent concepts [42,8,35,27].

When it comes to symmetry exploitation in data-driven modeling of PDEs, only translational equivariance has been exploited until now [23,28,22,36]. These works are based on reservoir computing, i.e., recurrent architectures, and it is well-known that these can be challenging to train and require a substantial initialization phase to adjust the latent variables before they can make useful predictions. The goal of this paper is to increase the sample efficiency while avoiding recurrence. To this end, we are going to make use of extreme-learning machines (ELMs) [37,4,10,5] to learn the flow map of chaotic PDEs. ELMs are two-layer networks that can be trained using simple linear regression. We demonstrate that when exploiting translational equivariance similarly to ref. [23], ELMs can be trained from few time steps and make accurate predictions over long time horizons (Section 3). In some instances, a *single* time step suffices to learn a precise approximation of the PDE (Section 4). Including additional symmetries (i.e., rotations) further increases the efficiency (also Section 4).

All the simulations have been performed using the spectral PDE solver *Shenfun* [18]. Our `python` code for the experiments is freely available under <https://github.com/graps1/ELM-PDEs>.

2 Preliminaries

2.1 Partial Differential Equations

Consider a function space (e.g., Sobolev space) \mathcal{F} containing state functions of the form $v : \mathbb{R}^n \rightarrow \mathbb{R}$ for $v \in \mathcal{F}$, where n is the number of spatial dimensions. We are interested in PDEs where the temporal derivative is given by

$$\partial_t u(\cdot, t) = f(u(\cdot, t)),$$

where $u(\cdot, t) \in \mathcal{F}$ is the state at time $t \geq 0$ and $f : \mathcal{F} \rightarrow \mathcal{F}$ is such that $f(v)(x)$ for $v \in \mathcal{F}$, $x \in \mathbb{R}^n$ depends only on the coordinate x and the (spatial) derivatives of v evaluated at x . We assume that there is a unique flow

$$\Phi : \mathcal{F} \times [0, \infty) \rightarrow \mathcal{F}, (v, t) \mapsto \Phi_t(v)$$

associated with the PDE so that $f(\Phi_t(v)) = \partial_t \Phi_t(v)$. In other words, we must have $u(\cdot, t) = \Phi_t(u(\cdot, 0))$ for any $u(0) \in \mathcal{F}$ and $t \geq 0$. Since our method serves

as an approximation to the flow and not the temporal derivative, the time step Δt will be fixed depending on the context, allowing us to drop the Δt from $\Phi_{\Delta t}(v) =: \Phi(v)$.

In this regard, we will study three variants of the Kuramoto–Sivashinsky (KS) equation under periodic boundary conditions. The first one is used for the case of two spatial dimensions, defined by

$$f(v)(x) = -\Delta v(x) - \Delta^2 v(x) - \frac{1}{2} |\nabla v(x)|^2, \quad (1)$$

where Δ , Δ^2 and ∇ are the Laplace, biharmonic and gradient operators. Another variant is given for one spatial dimension by

$$f(v)(x) = -\partial_{xx}^2 v(x) - \partial_{xxxx}^4 v(x) - \partial_x v(x) v(x), \quad (2)$$

which is obtained by taking (1) for the case of one spatial dimension, differentiating with respect to x and then substituting $\partial_x u$ by u . This form is popular in fluid dynamics, and, due to its simplicity but still chaotic behavior, often used as a test bed for learning algorithms [23,28,36]. Finally, we consider a variant of (2) studied by [23] that introduces an explicit dependence on the spatial coordinate:

$$f(v)(x) = -\partial_{xx}^2 v(x) - \partial_{xxxx}^4 v(x) - \partial_x v(x) v(x) + \mu \cos(2\pi x/\lambda), \quad (3)$$

where μ and λ are real-valued parameters.

There are multiple ways to handle the spatial dimensions of a PDE, but one common approach is to discretize the space into a grid in which every node stores an estimate of the PDE’s state at that coordinate. For a one-dimensional system like (2), the state function is approximated by a vector, in the case of two dimensions by a matrix, etc. To obtain spatial derivatives, one approach is to use finite-difference coefficients (or stencils) that linearly aggregate the values of neighboring nodes. In our setting, this means that the value of the temporal derivative at a node’s position only depends on a local neighborhood and spatial coordinate. (When it comes to *learning* these PDEs, this is commonly exploited using CNN-based architectures [29,39,15].)

To give an example, eq. (3) can be defined on $x \in (0, L)$ with periodic boundary conditions, so we may assume that its domain is all of \mathbb{R} . Discretizing $v \in \mathcal{F}$ near a center $\bar{x} \in \mathbb{R}$ gives a k -dimensional slice

$$\mathbf{s1}(v; \bar{x}, k) = (v(\bar{x} - (k-1)/2), v(\bar{x} - (k-1)/2 + 1), \dots, v(\bar{x} + (k-1)/2))^T \in \mathbb{R}^k,$$

where $\bar{x}_i = \bar{x} + i\Delta x$, with $\Delta x > 0$ being a step size. Finite-difference coefficients [13,34] are k -dimensional vectors¹ used to estimate spatial derivatives by taking inner products with $\mathbf{s1}(v; \bar{x}, k)$. That is, for $i \geq 1$, there is $c_i \in \mathbb{R}^k$ so that

$$\partial_x v(\bar{x}) \approx c_1^T \mathbf{s1}(v; \bar{x}, k), \quad \partial_{xx}^2 v(\bar{x}) \approx c_2^T \mathbf{s1}(v; \bar{x}, k), \dots$$

¹ We assume here that there is one universal k for all finite-difference vectors. This is justified since we use only finitely many.

Hence, for the system (3),

$$f(v)(\bar{x}) \approx -c_2^T \mathbf{s}1(v; \bar{x}, k) - c_4^T \mathbf{s}1(v; \bar{x}, k) - c_1^T \mathbf{s}1(v; \bar{x}, k)v(\bar{x}) + \mu \cos(2\pi\bar{x}/\lambda).$$

Notice that the right-hand side describes a function that depends only on $v(\bar{x})$'s immediate neighbors $v(\bar{x} - \Delta x(k-1)/2), \dots, v(\bar{x} + \Delta x(k-1)/2)$ and \bar{x} .

The simplest way to achieve discretization in time is to use the explicit Euler method, defined by the approximation $\Phi_{\Delta t}(v) \approx v + \Delta t f(v)$. Combining this with the spatial discretization, notice that $\Phi_{\Delta t}(v)(\bar{x})$ is also approximated by a function of $v(\bar{x})$'s neighbors and \bar{x} .

This justifies our approach, which is similar to that of ref. [23]: we learn a mapping that approximates $\Phi_{\Delta t}(v)(\bar{x})$ from \bar{x} and $\mathbf{s}1(v; \bar{x}, k)$. For more than one spatial dimension, this approach can be generalized in a straightforward manner: In two dimensions, the discretization is a matrix, and the value at a certain location is approximated by a function accepting a two-dimensional window as its input.

2.2 Extreme-learning machines

Extreme-learning machines (ELMs) [37,4,10] are two-layered neural networks. The first layer's weights are chosen randomly, and only the second layer is trained with its bias set to zero. In contrast to the usual gradient-based methods, this is done by directly solving a least-squares problem. Given a pair of random variables (\mathbf{x}, \mathbf{y}) modeling the input-output relationship with values in $\mathbb{R}^{l_{\text{in}}}$ and $\mathbb{R}^{l_{\text{out}}}$ respectively, extreme-learning machines solve the problem

$$\min_{\Theta \in \mathbb{R}^{l_{\text{out}} \times l_{\text{hid}}}} \mathbb{E}[\|\Theta \phi(\mathbf{x}) - \mathbf{y}\|_2^2],$$

where H is the hidden dimension and $\phi : \mathbb{R}^{l_{\text{in}}} \rightarrow \mathbb{R}^{l_{\text{hid}}}$ composes the first layer with the activation function. Therefore, only the linear output layer, parameterized by Θ , is learned. Setting the derivative of the loss with respect to Θ to zero, we may express the optimal solution as

$$\Theta^* = \mathbb{E}[\mathbf{y}\phi(\mathbf{x})^T] \mathbb{E}[\phi(\mathbf{x})\phi(\mathbf{x})^T]^{-1} = CD^{-1}. \quad (4)$$

The $l_{\text{out}} \times l_{\text{hid}}$ and $l_{\text{hid}} \times l_{\text{hid}}$ -matrices C and D are estimated by averaging over known input-output pairs. Technically, it is not necessary to frame C and D as expectations, but we found it useful since it allows us to flexibly stop the training process when the estimates stop changing.

The mapping ϕ can be seen as a random l_{hid} -dimensional dictionary of observables. That is, it takes the data and maps it into a potentially higher dimension, making it easier to learn a linear mapping from embedded input to output. This training procedure is shared by, or at least similar to, many other approaches such as sparse-identification of nonlinear dynamics (SINDy) [2], radial-basis function networks [20] or extended dynamic mode decomposition [40]. Due to the random initialization, an advantage of ELMs is that the hyperparameter tuning

is omitted up to choosing an activation function and an initialization strategy for the first layer. Its advantage over gradient-based methods is that the optimal solution is recovered instantaneously and with high precision.

We show how one can construct ELMs that approximate solutions to PDEs. The simplest case is the one-dimensional KS system, which comes in both spatially-inhomogeneous and homogeneous variants. In the former case, i.e., in the face of an explicit dependence on the spatial coordinate, we show how one can use positional encodings to effectively train an ELM. More complex systems such as (1) for two spatial dimensions are shown to be learnable; moreover, we demonstrate the exploitability of multiple inherent symmetries. Due to the small number of parameters and the used training method, training is fast. As we will show, this does not effect the prediction quality, which is high and comparable to state-of-the-art algorithms based on recurrent networks [23,28,36]. Moreover, since ELMs are non-recurrent, we do not need to select a proper reservoir and can omit the initialization phase.

Let us also stress that what we propose is not the same as convolutional extreme-learning machines [30]. These models initialize the convolution kernels of CNNs in a certain way (e.g., randomly or with Gabor filters) and only train the last layer in an ELM-style fashion.

3 Predicting (in)homogeneous PDEs

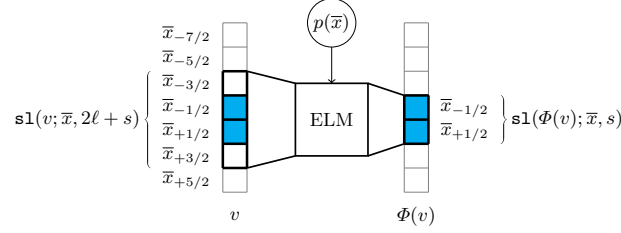


Fig. 1. Sliding-window approach with an extent of $\ell = 1$ and a stride of $s = 2$. Because of the even window sizes, the centering coordinate \bar{x} is exactly between two grid nodes. These nodes can be obtained by adding resp. subtracting $\Delta x/2$ from \bar{x} .

As mentioned above, the KS system is often used to test learning algorithms. Most approaches are based on recurrent neural networks or reservoir computing [23,28,36]. Falling into the latter category, the method by ref. [23] trains one (in case of spatial homogeneity) or multiple (in case of spatial inhomogeneity) reservoirs that handle different parts of the space. We employ a similar approach but always train a single ELM that is applied everywhere. Our implementation iterates over windows centering around different spatial coordinates $\bar{x} \in \mathbb{R}$ and predicts the PDE's state at the succeeding and smaller window. The stride s denotes the size of the output window, and the extent ℓ denotes the number of

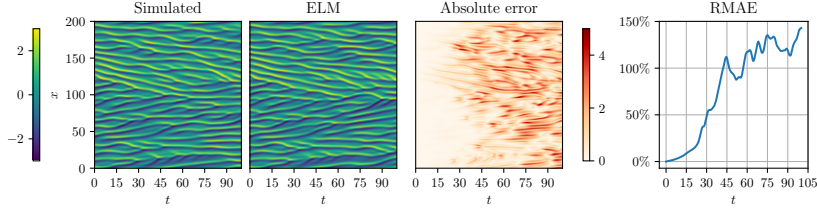


Fig. 2. Simulation of the homogeneous KS system compared to the ELM’s prediction.

nodes that the input window additionally takes into account on the left and on the right. The ELM $E : \mathbb{R}^{2\ell+s} \rightarrow \mathbb{R}^s$ then computes the approximation

$$E(\mathbf{s}1(v; \bar{x}, 2\ell + s)) \approx \mathbf{s}1(\Phi(v); \bar{x}, s),$$

see Figure 1 for an illustration. If the PDE is spatially inhomogeneous, we found it best to work with an additional binary-like encoding of the position:

$$p(x) = (\cos(\pi x/L), \cos(2\pi x/L), \cos(4\pi x/L), \dots, \cos(2^k \pi x/L)),$$

with the idea that the model could “branch” on the components of $p(x)$ whenever it needs to know its current location. The ELM then accepts a concatenation of the positional encoding with the input window.

Error quantification. To quantify prediction quality, we use the absolute error between simulated (u) and predicted (\hat{u}) trajectory. When averaging over the spatial domain and dividing by the average absolute value of the state, we get the relative mean absolute error (RMAE) as a function of time:

$$\frac{\mathbb{E}[|u(\mathbf{x}, t) - \hat{u}(\mathbf{x}, t)|]}{\mathbb{E}[|u(\mathbf{x}, t)|]}.$$

The homogeneous variant. The homogeneous KS system (2) is simulated on a state-space of size $L = 200$ and a grid with 512 nodes. After simulating the PDE in steps of 0.05 time units until it settles onto its attractor, we continued the simulation for another 200 time units. We then trained an ELM without positional encoding, a hidden dimension of $H = 150$, softplus nonlinearity, an extent of $\ell = 7$ and a stride of $s = 4$ on the first 20 snapshots (i.e., the first time unit). (This implies that the ELM’s input dimension is $2\ell + s = 18$ and its output dimension is 4.) We iteratively pick a random snapshot and a window of input-dimensional size, compute its embedding and the target window, and improve the estimates of C and D from (4) using running averages. Additionally, we found that adding zero-mean Gaussian noise with a standard deviation of 10^{-4} to the input window substantially improved the model’s stability. The prediction error on a separate test set is not substantially reduced after 200 iterations, i.e., samples. Finally, we used the model to predict the PDE’s trajectory—which means that we apply the same ELM to $512/4 = 128$ windows—and compared it to the true trajectory. The results are depicted in Figure 2. The ELM accurately predicts the first few time units. The error increases with time, which is expected for chaotic systems.

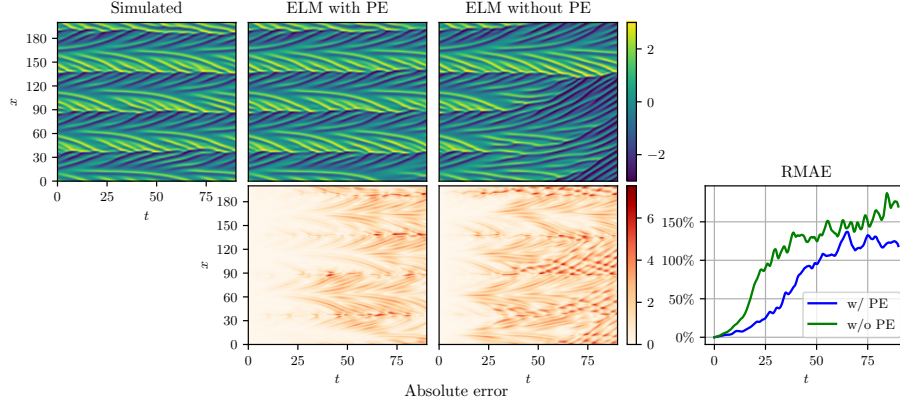


Fig. 3. Simulation of the inhomogeneous KS system compared to the ELM’s prediction with and without positional encoding (PE).

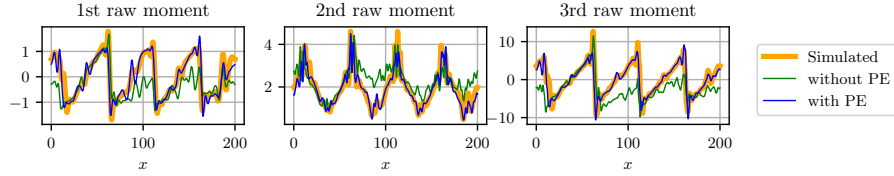


Fig. 4. Statistics from the inhomogeneous KS system. The k -th raw moment of a trajectory u (simulated or predicted by one of the ELMs) is $\mathbb{E}[u(x, t)^k]$, where t is sampled uniformly from the time interval. Similar flow statistics were used by ref. [?].

The inhomogeneous variant. The parameters of the simulation are as in the previous section, only the spatially inhomogeneous term of (3) is introduced with $\lambda = 50$ and $\mu = 0.05$. This additional term causes the typical worm-like patterns of the KS system to concentrate around and merge with four equidistant points located approximately at 10, 60, 110 and 160 spatial units. We train one ELM with positional encodings, where $p(x) = (\cos(\pi x/L), \cos(2\pi x/L), \cos(4\pi x/L))$, and one ELM without positional encodings on the first 200 snapshots (i.e., the first 10 time units). The remaining parameters stay the same when compared to the previous section.

Figure 3 shows that positional encodings significantly improve the prediction quality and allow the ELM to recover typical patterns. In contrast, if there are no positional encodings, then the “peaks” eventually collapse. This is also supported by Figure 4, in which we estimate the first three raw moments of the predicted trajectories as functions of x by averaging over time. (Intuitively, these moments are related to the mean, variance and skewness of the PDE state at some location x .) Comparing the resulting graphs, the statistics generated by the ELM with positional encodings closely resemble those of the simulated trajectory.

4 Sample-efficient learning in multiple spatial dimensions

We consider (1) in two spatial dimensions. To predict $\Phi(v)$ from v , our algorithm uses windows of side length $2\ell + s$ to predict windows of side length s . If $\bar{x} \in \mathbb{R}^2$ is the window center, the coordinates of the input window take the form $\bar{x}_{i,j} := \bar{x} + \Delta x \binom{i}{j}$, where both i and j range from $-(\ell + (s-1)/2)$ to $\ell + (s-1)/2$ in unit steps. The output window contains the coordinates where i and j range from $-(s-1)/2$ to $+(s-1)/2$ instead. (Note that i, j might not be integers.) More formally, we introduce the square of length k centered around \bar{x} for a $v \in \mathcal{F}$ as

$$\text{sq}(v; \bar{x}, k) = \begin{bmatrix} v(\bar{x}_{-(k-1)/2, +(k-1)/2}) \cdots v(\bar{x}_{+(k-1)/2, +(k-1)/2}) \\ \vdots \quad \ddots \quad \vdots \\ v(\bar{x}_{-(k-1)/2, -(k-1)/2}) \cdots v(\bar{x}_{+(k-1)/2, -(k-1)/2}) \end{bmatrix} \in \mathbb{R}^{k \times k}.$$

The ELM $E : \mathbb{R}^{(2\ell+s) \times (2\ell+s)} \rightarrow \mathbb{R}^{s \times s}$ is trained to give the approximation

$$E(\text{sq}(v; \bar{x}, 2\ell + s)) \approx \text{sq}(\Phi(v); \bar{x}, s). \quad (5)$$

The system is simulated on a grid of size 256×256 with a periodic domain defined on $(0, 60\pi) \times (0, 60\pi)$ in steps of $\Delta t = 0.01$ time units until it settled onto its attractor. We then recorded the trajectory for another step, which gave rise to a *single* input-output pair that is used to train the ELM. The model has an extent of $\ell = 2$, stride of $s = 4$, 400 hidden units with softplus activation

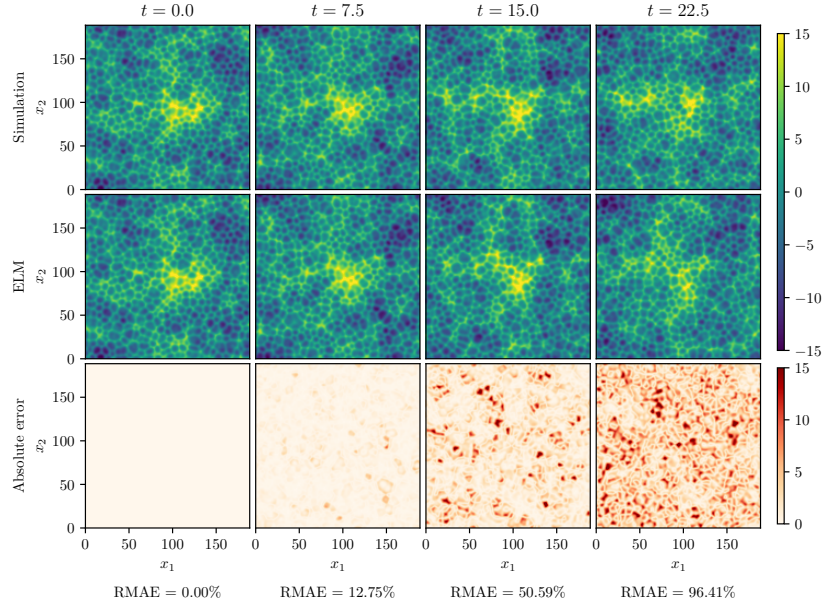


Fig. 5. Simulation of the 2d KS system compared to the ELM's prediction.

function, and is trained by uniformly selecting random windows and updating the matrices in (4) using running averages. For evaluation purposes, we ran a second simulation that recorded the trajectory for another 30 time units.

The ELM's prediction together with the simulated trajectory and their deviation is shown in Figure 5. The model performs well and achieves high prediction accuracy. Notice that there are 750 frames between 0 and 7.5 time units, so it can make accurate predictions even if frequently bootstrapped on itself.

4.1 Exploiting symmetries and enforcing equivariance

The KS system (1) for two spatial dimensions admits many symmetries that can be exploited. For $x \in \mathbb{R}^2$, we introduce transformations of the form

$$R(x) = \bar{x} + A(x - \bar{x}), \quad R^{-1}(x) = \bar{x} + A^{-1}(x - \bar{x}),$$

where $A \in \mathbb{R}^{2 \times 2}$ is an orthogonal matrix and $\bar{x} \in \mathbb{R}^2$ the center of a window. Orthogonality essentially restricts A to rotations and reflections, so R rotates or reflects points across the center coordinate. Additionally, we take A to be one of the matrices representing the symmetry group of the square. This particular group consists of eight elements: The identity element, rotations of 90, 180 and 270 degrees, and finally reflections along the horizontal, vertical and two diagonal axes; we denote them as elements of $G = \{A_1, \dots, A_8\}$. This restriction on A is convenient to work with since it simply permutes the neighboring coordinates around \bar{x} : One can implement a transformation \mathcal{K}_A taking one square of neighbors to the other using axis-flips and transpositions:

$$\mathbf{sq}(v \circ R; \bar{x}, k) = \mathcal{K}_A \mathbf{sq}(v; \bar{x}, k). \quad (6)$$

For example, if A is the 90-degree rotation matrix, we have $R(\bar{x}_{i,j}) = \bar{x}_{-j,i}$. So $\mathbf{sq}(v; \bar{x}, k)$ can be transformed into $\mathbf{sq}(v \circ R; \bar{x}, k)$ by transposing and then inverting the first axis (cf. [3]).

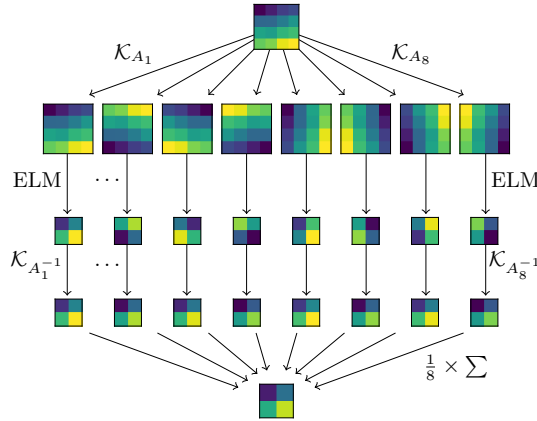


Fig. 6. Using multiple symmetries to get robust predictions.

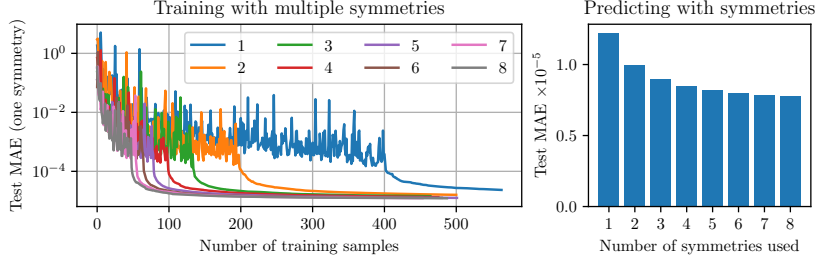


Fig. 7. Symmetries can be used to increase data efficiency (left) and to improve the prediction quality (right). In the left figure, a sample is one input-output window pair.

When it comes to the KS system, notice that Δ , Δ^2 and $|\nabla(\cdot)|$ are invariant with respect to R (appendix, Lemma 2). Consequently, we have $f(v) \circ R = f(v \circ R)$ for $v \in \mathcal{F}$. If the explicit Euler method converges for smaller and smaller time steps, this argument extends to the PDE’s solution (appendix, Lemma 3):

$$\Phi(v \circ R) = \Phi(v) \circ R. \quad (7)$$

Intuitively, this establishes that transforming a state (rotating, reflecting, translating, etc.) and evolving it forward in time is the same as first evolving it and then applying the transformation.

Putting (5), (6) and (7) together, we see that for $A \in G$:

$$\mathbf{sq}(\Phi(v); \bar{x}, s) = \mathbf{sq}(\Phi(v \circ R) \circ R^{-1}; \bar{x}, s) \quad (7)$$

$$= \mathcal{K}_{A^{-1}} \mathbf{sq}(\Phi(v \circ R); \bar{x}, s) \quad (6)$$

$$\approx \mathcal{K}_{A^{-1}} E(\mathbf{sq}(v \circ R; \bar{x}, 2\ell + s)) \quad (5)$$

$$= \mathcal{K}_{A^{-1}} E(\mathcal{K}_A \mathbf{sq}(v; \bar{x}, 2\ell + s)). \quad (6)$$

Is is possible to get some practical use out of this in two ways: First, we can artificially add new samples by mapping known input-output pairs ($\mathbf{sq}_{\text{in}}, \mathbf{sq}_{\text{out}}$) to artificial samples ($\mathcal{K}_A \mathbf{sq}_{\text{in}}, \mathcal{K}_A \mathbf{sq}_{\text{out}}$). This decreases the overall number of real samples needed. Second, we can use multiple symmetries of one sample to generate a single output and therefore improve the prediction quality. That is, we predict \mathbf{sq}_{out} by averaging over $\mathcal{K}_{A^{-1}} E(\mathcal{K}_A \mathbf{sq}_{\text{in}})$, where A ranges over a subset of elements in G . If A ranges over all eight, this enforces full equivariance. This averaging procedure is shown in Figure 6.

Figure 7 shows that both approaches work well. Adding artificially altered training samples significantly reduces the overall number of necessary samples, and using multiple symmetries for prediction improves the model’s accuracy. Notice that both steps can be executed separately: It is possible to train a model on multiple symmetries but to make predictions using less, and vice versa.

5 Conclusion

Our proposed approach appears to be highly promising for the task of modeling PDEs. This is due to several reasons. First, it has low data requirements because a single ELM is used to predict all parts of the state space using only local information. In the case of spatial inhomogeneities, we have shown how to keep the sliding-window approach by including additional positional information. Second, it is not recurrent like previous state-of-the-art approaches, a fact that significantly simplifies the setup including training process and prediction. Third, we have shown that it is possible to exploit system-inherent symmetries to decrease the number of necessary training samples and to improve the prediction quality.

Acknowledgement. HH and SP acknowledge financial support by the project “SAIL: SustAInable Life-cycle of Intelligent Socio-Technical Systems” (Grant ID NW21-059D), which is funded by the program “Netzwerke 2021” of the Ministry of Culture and Science of the State of Northrhine Westphalia, Germany.

Data and implementation:
<https://github.com/graps1/ELM-PDEs>.

A Appendix

Let $A \in \mathbb{R}^{n \times n}$, $d \in \mathbb{R}^n$ and define $R(x) = Ax + d$ for $x \in \mathbb{R}^n$. Set $J = \{1, \dots, n\}$. For $v : \mathbb{R}^n \rightarrow \mathbb{R}$ and $\mathbf{i} \in J^m$, denote $\partial_{\mathbf{i}}^m v := \partial_{\mathbf{i}_1, \dots, \mathbf{i}_m}^m v$ and $|\nabla v|(x) := |\nabla v(x)|$.

Lemma 1. *If $v : \mathbb{R}^n \rightarrow \mathbb{R}$ is m -times differentiable and $\mathbf{i} \in J^m$, we have*

$$\partial_{\mathbf{i}}^m (v \circ R)(x) = \sum_{\mathbf{k} \in J^m} (\partial_{\mathbf{k}}^m v \circ R)(x) \prod_{s=1}^m A_{\mathbf{k}_s, \mathbf{i}_s}. \quad (8)$$

Proof. This is done by induction on m . For $m = 1$, notice that

$$\begin{aligned} \partial_{\mathbf{i}} (v \circ R)(x) &= \lim_{\delta \rightarrow 0} \frac{1}{\delta} (v(R(x + \delta \mathbf{1}_i)) - v(R(x))) \\ &= \lim_{\delta \rightarrow 0} \frac{1}{\delta} (v((Ax + d) + \delta A \mathbf{1}_i) - v(Ax + d)) \\ &= \nabla_{A \mathbf{1}_i} v(Ax + d) = (A \mathbf{1}_i)^T \nabla v(Ax + d) = \sum_{j=1}^n A_{ji} (\partial_j v \circ R)(x), \end{aligned}$$

where $\mathbf{1}_i \in \mathbb{R}^n$ is the indicator vector for index i and $\nabla_{(\cdot)}$ the directional derivative. For $m \geq 1$, we have inductively for $\mathbf{i} \in J^{m+1}$, $\mathbf{i}' = (\mathbf{i}_1, \dots, \mathbf{i}_m)$, $i = \mathbf{i}_{m+1}$:

$$\begin{aligned} \partial_{\mathbf{i}}^{m+1} (v \circ R)(x) &= \partial_{\mathbf{i}} \partial_{\mathbf{i}'}^m (v \circ R)(x) \\ &= \partial_{\mathbf{i}} \sum_{\mathbf{k} \in J^m} (\partial_{\mathbf{k}}^m v \circ R)(x) \prod_{s=1}^m A_{\mathbf{k}_s, \mathbf{i}'_s} \\ &= \sum_{\mathbf{k} \in J^m} \left(\sum_{k=1}^n A_{k,i} (\partial_{\mathbf{k},k}^{m+1} v \circ R)(x) \right) \prod_{s=1}^m A_{\mathbf{k}_s, \mathbf{i}'_s} \\ &= \sum_{\mathbf{k} \in J^{m+1}} (\partial_{\mathbf{k}}^{m+1} v \circ R)(x) \prod_{s=1}^{m+1} A_{\mathbf{k}_s, \mathbf{i}_s}. \end{aligned}$$

Lemma 2. *If $v : \mathbb{R}^n \rightarrow \mathbb{R}$ is four times differentiable and $AA^T = I$, we have*

$$|\nabla(v \circ R)| = |\nabla v \circ R|, \quad \Delta(v \circ R) = \Delta v \circ R, \quad \Delta^2(v \circ R) = \Delta^2 v \circ R.$$

Proof. Notice that $AA^T = I$ implies $\sum_{i=1}^n A_{k,i}A_{j,i} = 1$ if $k = j$ and 0 otherwise. Denote this fact by $(*)$. Then:

$$\begin{aligned} |\nabla(v \circ R)(x)|^2 &= \sum_{i=1}^n (\partial_i(v \circ R)(x))^2 \\ &= \sum_{i=1}^n (\sum_{j=1}^n A_{ji}(\partial_j v \circ R)(x))^2 \\ &= \sum_{i=1}^n \sum_{j_1, j_2=1}^n A_{j_1, i} A_{j_2, i} (\partial_{j_1} v \circ R)(x) (\partial_{j_2} v \circ R)(x) \\ &= \sum_{j_1, j_2=1}^n (\partial_{j_1} v \circ R)(x) (\partial_{j_2} v \circ R)(x) \sum_{i=1}^n A_{j_1, i} A_{j_2, i} \\ &= \sum_{j=1}^n (\partial_j v \circ R)(x)^2 = |\nabla v \circ R(x)|^2. \end{aligned} \quad (8) \quad (*)$$

$$\begin{aligned} \Delta(v \circ R)(x) &= \sum_{i=1}^n \partial_{i,i}^2(v \circ R)(x) \\ &= \sum_{i=1}^n \sum_{j_1, j_2=1}^n A_{j_1, i} A_{j_2, i} (\partial_{j_1, j_2}^2 v \circ R)(x) \\ &= \sum_{j_1, j_2=1}^n (\partial_{j_1, j_2}^2 v \circ R)(x) \sum_{i=1}^n A_{j_1, i} A_{j_2, i} \\ &= \sum_{j=1}^n (\partial_{j,j}^2 v \circ R)(x) = (\Delta v \circ R)(x). \end{aligned} \quad (8) \quad (*)$$

$$\begin{aligned} \Delta^2(v \circ R)(x) &= \sum_{i=1}^n \sum_{j=1}^n \partial_{i,i,j,j}^4(v \circ R)(x) \\ &= \sum_{i=1}^n \sum_{j=1}^n \sum_{\mathbf{k} \in J^4} A_{\mathbf{k}_1, i} A_{\mathbf{k}_2, i} A_{\mathbf{k}_3, j} A_{\mathbf{k}_4, j} (\partial_{\mathbf{k}}^4 v \circ R)(x) \\ &= \sum_{\mathbf{k} \in J^4} (\partial_{\mathbf{k}}^4 v \circ R)(x) \sum_{i=1}^n A_{\mathbf{k}_1, i} A_{\mathbf{k}_2, i} \sum_{j=1}^n A_{\mathbf{k}_3, j} A_{\mathbf{k}_4, j} \\ &= \sum_{k_1=1}^n \sum_{k_3=1}^n (\partial_{k_1, k_1, k_3, k_3}^4 v \circ R)(x) = (\Delta^2 v \circ R)(x). \end{aligned} \quad (8) \quad (*)$$

Lemma 3. *Define the explicit Euler method for $v \in \mathcal{F}$, $t \geq 0$, $\delta > 0$ by:*

$$\Phi_t^\delta(v) := \begin{cases} v + tf(v) & t \leq \delta \\ \Phi_{t-\delta}^\delta(v) + \delta f(\Phi_{t-\delta}^\delta(v)) & t > \delta, \end{cases}$$

and assume that $\lim_{\delta \rightarrow +0} \Phi_t^\delta(v) = \Phi_t(v)$ pointwise for $v \in \mathcal{F}$ and $t \geq 0$. Suppose moreover that $f(v \circ R) = f(v) \circ R$ for $v \in \mathcal{F}$. Then

$$\Phi_t(v \circ R) = \Phi_t(v) \circ R. \quad (9)$$

Proof. We show $\Phi_t^\delta(v \circ R) = \Phi_t^\delta(v) \circ R$ by induction on $M = \lceil t/\delta \rceil$. For $M \leq 1$, we have $\delta \geq t$. Using invariance of f and linearity of the composition operator,

$$\Phi_t^\delta(v \circ R) = (v \circ R) + tf(v \circ R) = (v + tf(v)) \circ R = \Phi_t^\delta(v) \circ R.$$

For the induction hypothesis, fix an $M \geq 1$ such that $\Phi_t^\delta(v \circ R) = \Phi_t^\delta(v) \circ R$ for all $\delta > 0, t \geq 0$ with $\lceil t/\delta \rceil \leq M$. For the induction step, let $\lceil t/\delta \rceil = M + 1$. Then

$$2 \leq M + 1 = \lceil t/\delta \rceil < t/\delta + 1,$$

and therefore $\delta < t$. Thus,

$$\Phi_t^\delta(v \circ R) = \Phi_{t-\delta}^\delta(v \circ R) + \delta f(\Phi_{t-\delta}^\delta(v \circ R)).$$

Since

$$\lceil (t - \delta)/\delta \rceil = \lceil t/\delta - 1 \rceil = \lceil t/\delta \rceil - 1 = M,$$

we can use the induction hypothesis: $\Phi_{t-\delta}^\delta(v \circ R) = \Phi_{t-\delta}^\delta(v) \circ R$. Using invariance of f and linearity of the composition operator, we obtain:

$$\Phi_t^\delta(v \circ R) = (\Phi_{t-\delta}^\delta(v) + \delta f(\Phi_{t-\delta}^\delta(v))) \circ R = \Phi_t^\delta(v) \circ R.$$

This concludes the induction. Taking δ to zero, we finally have

$$\begin{aligned} \Phi_t(v \circ R) &= \lim_{\delta \rightarrow +0} \Phi_t^\delta(v \circ R) \\ &= \lim_{\delta \rightarrow +0} (\Phi_t^\delta(v) \circ R) \\ &= (\lim_{\delta \rightarrow +0} \Phi_t^\delta(v)) \circ R = \Phi_t(v) \circ R. \end{aligned}$$

References

1. M. M. Bronstein, J. Bruna, T. S. Cohen, and Veličković. P. Geometric deep learning: Grids, groups, graphs, geodesics, and gauges. *arXiv:2104.13478*, 2021.
2. Steven L. Brunton, Joshua L. Proctor, and J. Nathan Kutz. Discovering governing equations from data by sparse identification of nonlinear dynamical systems. *Proceedings of the National Academy of Sciences*, 113(15):3932–3937, April 2016.
3. T. S. Cohen and M. Welling. Group equivariant convolutional networks. In *International Conference on International Conference on Machine Learning*, volume 33, pages 2990–2999, 2016.
4. Shifei Ding, Xinzhen Xu, and Ru Nie. Extreme learning machine and its applications. *Neural Computing and Applications*, 25(3-4):549–556, September 2014.
5. V. Dwivedi and B. Srinivasan. Physics Informed Extreme Learning Machine (PIELM)—A rapid method for the numerical solution of partial differential equations. *Neurocomputing*, 391:96–118, 2020.
6. C. Esteves, C. Allen-Blanchette, A. Makadia, and K. Daniilidis. Learning SO(3) Equivariant Representations with Spherical CNNs. In *Proceedings of the European Conference on Computer Vision (ECCV)*, 2018.
7. N. Geneva and N. Zabaras. Modeling the dynamics of PDE systems with physics-constrained deep auto-regressive networks. *Journal of Computational Physics*, 403:109056, 2020.
8. L. Guastoni, J. Rabault, P. Schlatter, H. Azizpour, and R. Vinuesa. Deep reinforcement learning for turbulent drag reduction in channel flows. *The European Physical Journal E*, 46(4), 2023.
9. J. Han, A. Jentzen, and W. E. Solving high-dimensional partial differential equations using deep learning. *Proceedings of the National Academy of Sciences*, 115(34):8505–8510, 2018.
10. Guang-Bin Huang, Qin-Yu Zhu, and Chee-Kheong Siew. Extreme learning machine: Theory and applications. *Neurocomputing*, 70(1-3):489–501, 2006.
11. G. E. Karniadakis, I. G. Kevrekidis, L. Lu, P. Perdikaris, S. Wang, and L. Yang. Physics-informed machine learning. *Nature Reviews Physics*, 3(6):422–440, 2021.
12. K. Kunisch and S. Volkwein. Control of the burgers equation by a reduced-order approach using proper orthogonal decomposition. *Journal of Optimization Theory and Applications*, 102(2):345–371, 1999.

13. Randall J. LeVeque. *Finite Difference Methods for Ordinary and Partial Differential Equations: Steady-State and Time-Dependent Problems*. Society for Industrial and Applied Mathematics, January 2007.
14. Z. Li, N. Kovachki, K. Azizzadenesheli, B. Liu, K. Bhattacharya, A. Stuart, and A. Anandkumar. Fourier neural operator for parametric partial differential equations. *arXiv:2010.08895*, 2020.
15. Zichao Long, Yiping Lu, Xianzhong Ma, and Bin Dong. Pde-net: Learning pdes from data. In *International Conference on Machine Learning*, pages 3208–3216. PMLR, 2018.
16. L. Lu, P. Jin, G. Pang, Z. Zhang, and G. E. Karniadakis. Learning nonlinear operators via DeepONet based on the universal approximation theorem of operators. *Nature Machine Intelligence*, 3(3):218–229, 2021.
17. A. Mauroy. Koopman operator framework for spectral analysis and identification of infinite-dimensional systems. *Mathematics*, 9(2495), 2021.
18. Mikael Mortensen. Shenfun: High performance spectral Galerkin computing platform. *Journal of Open Source Software*, 3(31):1071, November 2018.
19. H. Nakao and I. Mezić. Spectral analysis of the Koopman operator for partial differential equations. *Chaos: An Interdisciplinary Journal of Nonlinear Science*, 30(11), 2020.
20. Mark JL Orr et al. Introduction to radial basis function networks, 1996.
21. S. Pandey, P. Teutsch, P. Mäder, and J. Schumacher. Direct data-driven forecast of local turbulent heat flux in Rayleigh–Bénard convection. *Physics of Fluids*, 34(4):045106, 2022.
22. Sandeep Pandey and Jörg Schumacher. Reservoir computing model of two-dimensional turbulent convection. *Physical Review Fluids*, 5(11):113506, November 2020.
23. Jaideep Pathak, Brian Hunt, Michelle Girvan, Zhixin Lu, and Edward Ott. Model-Free Prediction of Large Spatiotemporally Chaotic Systems from Data: A Reservoir Computing Approach. *Physical Review Letters*, 120(2):024102, January 2018.
24. S. Peitz, H. Harder, F. Nüske, F. Philipp, M. Schaller, and K. Worthmann. Partial observations, coarse graining and equivariance in Koopman operator theory for large-scale dynamical systems. *arXiv:2307.15325*, 2023.
25. S. Peitz and S. Klus. Koopman operator-based model reduction for switched-system control of PDEs. *Automatica*, 106:184–191, 2019.
26. S. Peitz, S. Ober-Blöbaum, and M. Dellnitz. Multiobjective optimal control methods for the navier-stokes equations using reduced order modeling. *Acta Applicandae Mathematicae*, 161(1):171–199, 2019.
27. S. Peitz, J. Stenner, V. Chidananda, O. Wallscheid, S. L. Brunton, and K. Taira. Distributed control of partial differential equations using convolutional reinforcement learning. *Physica D: Nonlinear Phenomena*, 461:134096, 2024.
28. Mushegh Rafayelyan, Jonathan Dong, Yongqi Tan, Florent Krzakala, and Sylvain Gigan. Large-Scale Optical Reservoir Computing for Spatiotemporal Chaotic Systems Prediction. *Physical Review X*, 10(4):041037, November 2020.
29. Pu Ren, Chengping Rao, Yang Liu, Jian-Xun Wang, and Hao Sun. PhyCR-Net: Physics-informed convolutional-recurrent network for solving spatiotemporal PDEs. *Computer Methods in Applied Mechanics and Engineering*, 389:114399, 2022.
30. Iago Richard Rodrigues, Sebastião Rogério Da Silva Neto, Judith Kelner, Djamel Sadok, and Patricia Takako Endo. Convolutional Extreme Learning Machines: A Systematic Review. *Informatics*, 8(2):33, May 2021.

31. C. W. Rowley, I. Mezić, S. Bagheri, P. Schlatter, and D. S. Henningson. Spectral analysis of nonlinear flows. *Journal of Fluid Mechanics*, 641:115–127, 2009.
32. P. J. Schmid. Dynamic mode decomposition of numerical and experimental data. *Journal of Fluid Mechanics*, 656:5–28, 2010.
33. L. Sirovich. Turbulence and the dynamics of coherent structures Part I: Coherent structures. *Quarterly of Applied Mathematics*, XLV(3):561–571, 1987.
34. John C. Strikwerda. *Finite Difference Schemes and Partial Differential Equations, Second Edition*. Society for Industrial and Applied Mathematics, January 2004.
35. C. Vignon, J. Rabault, J. Vasanth, F. Alcántara-Ávila, M. Mortensen, and R. Vinuesa. Effective control of two-dimensional Rayleigh–Bénard convection: Invariant multi-agent reinforcement learning is all you need. *Physics of Fluids*, 35(6):065146, 2023.
36. P.R. Vlachas, J. Pathak, B.R. Hunt, T.P. Sapsis, M. Girvan, E. Ott, and P. Koumoutsakos. Backpropagation algorithms and Reservoir Computing in Recurrent Neural Networks for the forecasting of complex spatiotemporal dynamics. *Neural Networks*, 126:191–217, June 2020.
37. Jian Wang, Siyuan Lu, Shui-Hua Wang, and Yu-Dong Zhang. A review on extreme learning machine. *Multimedia Tools and Applications*, 81(29):41611–41660, December 2022.
38. Rui Wang, Karthik Kashinath, Mustafa Mustafa, Adrian Albert, and Rose Yu. Towards Physics-informed Deep Learning for Turbulent Flow Prediction. In *Proceedings of the 26th ACM SIGKDD International Conference on Knowledge Discovery & Data Mining*, pages 1457–1466, Virtual Event CA USA, August 2020. ACM.
39. S. Werner and S. Peitz. Learning a model is paramount for sample efficiency in reinforcement learning control of PDEs. *European Control Conference (preprint: arXiv:2302.07160)*, 2024.
40. Matthew O Williams, Ioannis G Kevrekidis, and Clarence W Rowley. A data-driven approximation of the koopman operator: Extending dynamic mode decomposition. *Journal of Nonlinear Science*, 25:1307–1346, 2015.
41. N. Winovich, K. Ramani, and G. Lin. ConvPDE-UQ: Convolutional neural networks with quantified uncertainty for heterogeneous elliptic partial differential equations on varied domains. *Journal of Computational Physics*, 394:263–279, 2019.
42. K. Zeng and M. D. Graham. Symmetry reduction for deep reinforcement learning active control of chaotic spatiotemporal dynamics. *Physical Review E: Statistical Physics, Plasmas, Fluids, and Related Interdisciplinary Topics*, 104(1):04210, 2021.
43. K. Zeng, A. J. Linot, and M. D. Graham. Data-driven control of spatiotemporal chaos with reduced-order neural ODE-based models and reinforcement learning. *Proceedings of the Royal Society A: Mathematical, Physical and Engineering Sciences*, 478(2267):20220297, November 2022.