

---

# HFT: Half Fine-Tuning for Large Language Models

---

Tingfeng Hui<sup>1,2\*</sup>, Zhenyu Zhang<sup>2\*</sup>, Shuohuan Wang<sup>2</sup>, Weiran Xu<sup>1</sup>, Yu Sun<sup>2</sup>, Hua Wu<sup>2</sup>

<sup>1</sup>School of Artificial Intelligence, Beijing University of Posts and Telecommunications.

<sup>2</sup>Baidu Inc.

{huitingfeng, xuweiran}@bupt.edu.cn,  
{zhangzhenyu07, wangshuohuan}@baidu.com

## Abstract

Large language models (LLMs) with one or more fine-tuning phases have become a necessary step to unlock various capabilities, enabling LLMs to follow natural language instructions or align with human preferences. However, it carries the risk of catastrophic forgetting during sequential training, the parametric knowledge or the ability learned in previous stages may be overwhelmed by incoming training data. In this paper, we find that by regularly resetting partial parameters, LLMs can restore some of the original knowledge. Inspired by this, we introduce Half Fine-Tuning (HFT) for LLMs, as a substitute for full fine-tuning (FFT), to mitigate the forgetting issues, where half of the parameters are selected to learn new tasks while the other half are frozen to remain previous knowledge. We provide a feasibility analysis from the perspective of optimization and interpret the parameter selection operation as a regularization term. Without changing the model architecture, HFT could be seamlessly integrated into existing fine-tuning frameworks. Extensive experiments and analysis on supervised fine-tuning, direct preference optimization, and continual learning consistently demonstrate the effectiveness, robustness, and efficiency of HFT. Compared with FFT, HFT not only significantly alleviates the forgetting problem, but also achieves the best performance in a series of downstream benchmarks, with an approximately 30% reduction in training time.

## 1 Introduction

Large language models (LLMs) bring immense revolutions to various natural language processing applications with powerful language understanding and generation capabilities. Unsupervised large-scale pre-training for learning basic world knowledge (hereinafter referred to as basic knowledge), followed by one or more fine-tuning phases with supervised data or human feedback, is becoming a new training paradigm in the era of LLMs [Ouyang et al., 2022, Achiam et al., 2023, Touvron et al., 2023]. As the fine-tuning phase proceeds, the enormous potential of LLMs is gradually unleashed to handle various downstream tasks, while the parametric knowledge previously learned and stored in the pre-trained model might face a considerable risk of *catastrophic forgetting* [Lin et al., 2024, Neeman et al., 2023, Dong et al., 2024]. To maintain intrinsic basic knowledge, the most straightforward idea is to keep the pre-trained parameters unchanged and include extra modules to learn task-specific abilities [Dou et al., 2023, Wu et al., 2024a]. However, such modifications to the architecture pose significant obstacles to model deployment and continual fine-tuning.

Without changing model architecture, vanilla full fine-tuning (FFT) methods update all parameters to improve the performance of downstream tasks [Zhang et al., 2023a], in which the element-wise parameter difference between fine-tuned and pre-trained models (i.e., task vector) represents the knowledge shift during fine-tuning [Ilharco et al., 2023]. Herein, a desirable task vector is expected

---

\*denotes equal contribution. Work done during Hui’s internship at Baidu Inc.

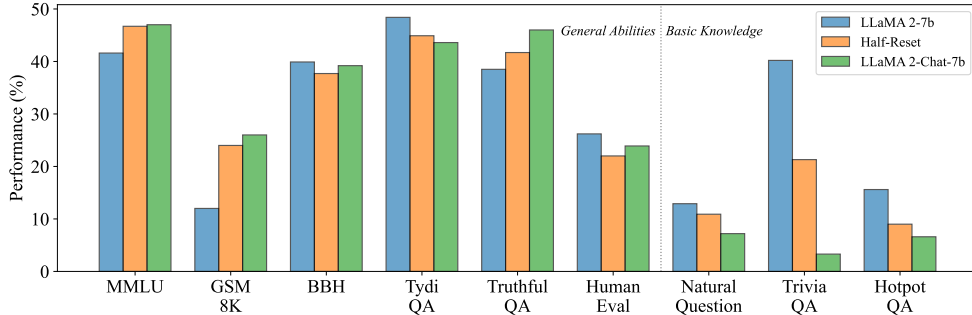


Figure 1: Performance of LLaMA 2-7B, LLaMA 2-CHAT-7B, and the *Half-Reset* model on six general abilities and three basic knowledge benchmarks. It is interesting that simply resetting half of the parameters of the chat-model to the pre-trained model could roughly restore a significant amount of forgotten basic knowledge while maintaining high-level general abilities performance.

to keep basic knowledge of the pre-trained model and learn new specialized knowledge. Interestingly, recent work shows that partial dropping or trimming of the task vector has only milder impacts on target task [Yadav et al., 2023, Yu et al., 2023]. In other words, partial new parameters are sufficient for the learning of new abilities, so the upcoming question is, *is it possible that a portion of old parameters could maintain the capabilities of the pre-trained model?*

To answer this question, we start with LLaMA 2-7B and LLaMA 2-CHAT-7B, and attempt to reset partial parameters of the chat-model to the pre-trained model, then prob the general abilities and basic knowledge of these models (see Figure 1). As a representative general-purpose fine-tuning practice, there is some improvement in the general abilities of LLaMA 2-CHAT-7B, while the basic knowledge falls off a cliff. It is consistent with previous observations, indicating the destruction of parametric knowledge stored in LLaMA 2-7B [Dou et al., 2023]. To balance the emerging general abilities and the inherent basic knowledge, we intuitively select and reset *half of the parameters*<sup>1</sup> of LLaMA 2-CHAT-7B and are pleasantly surprised to find that the *Half-Reset* model greatly resumes the basic knowledge in LLaMA 2-7B while remaining the excellent general abilities of LLaMA 2-CHAT-7B (More details in Section 2).

Inspired by these above observations, we propose Half Fine-Tuning (HFT), a simple yet effective approach for the training of LLMs and further extrapolate it to the continual fine-tuning scenarios. Specifically, in each round of fine-tuning, we randomly select and freeze half of the parameters, and only update the other half, which allows the model to retain the ability of startup point while learning downstream tasks. Note that HFT does not change the model architecture or traditional fine-tuning paradigm, thus theoretically it can be applied to any setting where the standard full fine-tuning is previously applicable, including but not limited to supervised fine-tuning (SFT), direct preference optimization (DPO), continual learning (CL), etc.

To evaluate the effectiveness of HFT in instruction fine-tuning settings, we conduct extensive experiments with TULU V2 for SFT and UltraFeedback [Cui et al., 2023] for DPO. Simultaneously, we also extend experiments on TRACE [Wang et al., 2023a] for multi-round fine-tuning (i.e. continual learning), to validate the proposed method in a more extreme scenario. Experimental results demonstrate that HFT not only exhibits excellent talent in alleviating catastrophic forgetting, but also achieves comparable or even better performance in learning new abilities compared to FFT. Further analysis reveals that regardless of which half (or even only about half) of the parameters are selected, HFT is capable of attaining tolerable performance gains and impressive efficiency improvements, which brings considerable competition to the routine fine-tuning paradigm.

In summary, the main contributions of this paper are as follows:

- We reveal that by resetting half of the fine-tuned parameters to the startup state, it is possible to preliminary restore the primeval ability while maintaining new learning ability, which poses new opportunities to alleviate catastrophic forgetting and obtain an all-around LLM.

<sup>1</sup>Here, we keep the embedding and lm\_head layers unchanged as LLaMA 2-CHAT-7B, and select 50% of the parameters in transformer layers. The parameter ratios in this paper all follow this statistical calibre.

- We propose Half Fine-Tuning (HFT), which entails freezing half of the parameters while training the other half. It allows LLMs to acquire new abilities while retaining and utilizing previously learned knowledge in various training settings.
- Extensive experiments and analysis demonstrate the effectiveness and efficiency of HFT. Without any alterations to the model architecture, HFT, as a plug-and-play solution with only a few lines of code, exhibits the potential to supersede FFT in the era of LLMs.

## 2 Pilot Experiments

Considering that the partial task vector is capable of maintaining new abilities [Yadav et al., 2023, Yu et al., 2023], we attempt to roll back the primeval abilities of pre-trained models by resetting the remaining part of the task vector, thereby alleviating the catastrophic forgetting problem caused by fine-tuning. In this section, We employ the representative well-aligned LLM, LLAMA 2-CHAT-7B, and the corresponding pre-trained backbone, LLAMA 2-7B, as models for analysis.

**Setup.** To balance the original abilities and the enhanced capabilities gained through instruction tuning, we simply choose to reset 50% of the parameters in LLAMA 2-CHAT-7B to LLAMA 2-7B, so that half of the parameters are hoped to align with the new tasks, while the other half is intended to restore the old capabilities. In implementation, we randomly select half of each transformer layer according to the category of parameter matrix. Specifically, we choose two from four self-attention matrices (i.e.,  $\mathbf{W}_Q, \mathbf{W}_K, \mathbf{W}_V, \mathbf{W}_O$ ), and for the odd parameter number in LLAMA’s feed-forward layers (i.e.,  $\mathbf{W}_{up}, \mathbf{W}_{down}, \mathbf{W}_{gate}$ ), we randomly select half of the transformer layers to choose two matrices and the other half to choose one. Such a fine-grained selection strategy ensures that the *Half-Reset* operation rolls back exactly 50% of the parameters.

To assess the performance of the pre-trained, chat, and half-reset models on both new and old capabilities, we follow Ivison et al. [2023] and Dou et al. [2023] to introduce two categories of evaluation benchmarks: (1) **General Abilities**, including MMLU, GSM8K, BBH, TyDiQA, TruthfulQA, and HumanEval, which measure the LLMs’ newly enhanced abilities of performing specific downstream tasks like examination, reasoning, and coding. (2) **Basic Knowledge**, including NaturalQuestion, TriviaQA, and HotpotQA, which reflect the parametric world knowledge in the pre-trained model and could be used to evaluate retention of the primeval capabilities. For more details about the datasets and evaluation metrics, please refer to Appendix A.1 and A.2

**Results.** From Figure 1, it is intuitive to observe significant improvement of LLAMA 2-CHAT-7B on several general ability benchmarks, as well as the comprehensive decline on the basic knowledge benchmarks. When selectively restoring half parameters to the pre-trained LLAMA 2-7B model, although there is a slight performance loss in the average performance of general abilities, we witness the remarkable recovery of basic knowledge. In Appendix B.1, we attempt other possible half-reset solutions and provide more numerical results, all of which exhibit similar phenomena.

As a conclusion, the pilot experiments demonstrate that (1) full parameter fine-tuning with large-scale instruction data disrupts the basic knowledge stored within pre-trained LLMs. (2) Through a simple half-reset operation, it is possible to partially restore the forgotten knowledge. *Take another step forward, these findings open a new door for model merging, inspiring us to preserve some mastered abilities of the startup point by freezing partial parameters during fine-tuning.*

## 3 Methodology

Without loss of generality, we consider a sequential (continual) learning setting with multiple tasks  $\mathcal{T}$ , in which each task corresponds to a set of input-output pairs  $\mathcal{D}^t = \{x_n^t, y_n^t\}_{n=1}^{\mathcal{N}^t}$ . In the training process, a single model aligns all the tasks sequentially, with only access to the specific dataset  $\mathcal{D}^t$  at  $t$ -th round. Formerly, given a LLM parameterized by  $\theta$ , the entire process aims to optimize the following objective, which encompasses all the tasks,

$$\mathcal{J}(\theta) = \max_{\theta} \sum_{t \in \{1, |\mathcal{T}|\}} \sum_{(x_n^t, y_n^t) \in \mathcal{D}^t} \log \mathbf{P}_{\theta^t}(y_n^t | x_n^t), \quad (1)$$

where  $\log \mathbf{P}(\cdot)$  represents the probability distribution of the model’s output. When there is only one task, the learning process degenerates into the standard supervised fine-tuning (SFT) form.

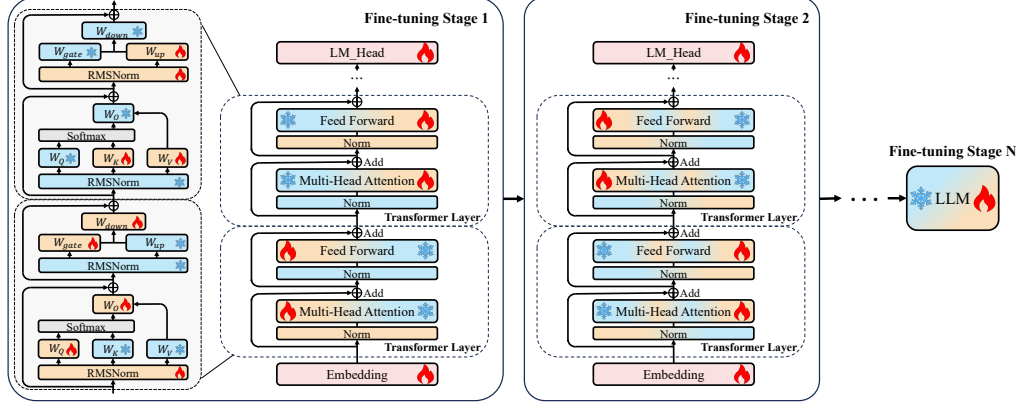


Figure 2: The schematic procedure of HFT with LLAMA 2’s architecture. In each stage, we selectively freeze half of the parameters at the category-level and update the other half. Best viewed in color.

**Half Fine-Tuning.** Next, we accordingly propose Half Fine-Tuning (HFT) to learn the upcoming new task while maintaining and utilizing old abilities. Figure 2 illustrates the overall workflow of HFT, regarding the intermediate repetitive transformer layers, we divide each layer into three blocks: self-attention, feed-forward, and layernorm, so as half of each block is selected for updating in this round, while the remaining half is frozen. Note that the frozen and updated parameters vary among each training round. In this way, HFT is more conducive to maintaining relative knowledge parity across different rounds during the sequential alignment process, thus exhibiting significant scalability in successive training. From the formula perspective, we define the parameters that remain unchanged during the  $t$ -th round as  $\psi^t$ , and correspondingly, the parameters that align to the upcoming tasks as  $\vartheta^t$  (i.e.,  $\theta^t = \{\vartheta^t, \psi^t\}$ ). The training objective in Equation 1 thus changes to

$$\begin{aligned} \mathcal{J}(\theta) = \max_{\theta} \sum_{t \in \{1, |\mathcal{T}|\}} \sum_{(x_n^t, y_n^t) \in \mathcal{D}^t} \log \mathbf{P}_{\{\vartheta^t, \psi^t\}}(y_n^t | x_n^t), \\ \text{s.t. } \vartheta^t \leftarrow \vartheta^{t-1} - \eta \nabla_{\vartheta} \mathcal{L}(\theta^{t-1}), \quad \psi^t \leftarrow \psi^{t-1}, \end{aligned} \quad (2)$$

where  $\eta$  and  $\mathcal{L}(\cdot)$  represent the learning rate and loss function,  $\nabla_{\vartheta}$  indicates that we only consider the gradients of selected parameters in fine-tuning.

**Why Half Fine-Tuning Works.** Excluding heuristic motivations, we are also interested in the theoretical principles behind HFT. Theoretically, HFT could be regarded as exerting a parameter-level mask to vanilla FFT. In this part, we borrow the thread in Fu et al. [2022] to interpret why HFT works from the perspective of optimization. Given a pre-trained model  $\mathcal{M}^0$  with parameters  $\theta^0$ , the fine-tuned model  $\mathcal{M}$  with parameters  $\theta$  has the same structure as  $\mathcal{M}^0$  such that  $\|\theta - \theta^0\|_0 \leq p \dim(\theta)$ , where  $p = 0.5$  in HFT. Next, we denote  $M \in \{0, 1\}^{m \times m}$  as a mask diagonal matrix on the parameter, in which the diagonal is equal to 1 if the parameter is selected, thus the fine-tuning procedure can be formulated as  $\theta = \theta^0 + M\Delta\theta$ , where  $\Delta\theta$  is the task vector. In that case, HFT solves an optimization problem with constraints  $\min_{\Delta\theta, M} \mathcal{L}(\theta^0 + M\Delta\theta)$  such that  $\|M\|_0 = \lfloor mp \rfloor$ ;  $M_{ij} = 0, \forall i \neq j$ ;  $M_{ii} \in \{0, 1\}$ . where  $\mathcal{L}$  is the loss function,  $\lfloor \cdot \rfloor$  is the floor function,  $m$  is the parameter numbers. By integrating previous conditions, the optimization procedure of HFT can be reformulated as

$$\mathcal{O} = \min_{\theta} \mathcal{L}(\theta) \quad \text{s.t.} \quad \|(I - M)(\theta - \theta^0)\|^2 = 0, \quad (3)$$

With Lagrangian duality, solving the constrained optimization problem is equivalent to solving the following unconstrained optimization problem

$$\mathcal{O}_L = \min_{\theta} \max_{\lambda} \mathcal{L}(\theta) + \lambda \|(I - M)(\theta - \theta^0)\|^2, \quad (4)$$

where  $\lambda$  is the Lagrange multiplier. Based on the Minimax inequality, it is intuitive to derive that  $\min_{\theta} \max_{\lambda} \mathcal{L}(\theta) + \lambda \|(I - M)(\theta - \theta^0)\|^2 \geq \max_{\lambda} \min_{\theta} \mathcal{L}(\theta) + \lambda \|(I - M)(\theta - \theta^0)\|^2 \geq \min_{\theta} \mathcal{L}(\theta) + \|(I - M)(\theta - \theta^0)\|^2$ . In conclusion, the optimization process of HFT is equivalent to optimizing the upper bound of the FFT loss function  $\mathcal{L}(\theta)$  with a regularization term  $\|(I - M)(\theta - \theta^0)\|^2$ . From the optimization perspective, such regularization (with an appropriate sparsity  $M$ ) contributes to the stability of the sparse fine-tuned model [Radiya-Dixit and Wang, 2020, Fu et al., 2022], meaning that HFT has the opportunity to achieve results comparable to or even better than FFT, theoretically.

Table 1: Results on general ability benchmarks of various models with instruction tuning (SFT, DPO), in which the default setting is FFT, R and H refer to the proposed Half-Reset and Half Fine-Tuning methods, respectively. Bold text denotes the best result in each group.

	<b>MMLU</b> (factuality)	<b>GSM8K</b> (reasoning)	<b>BBH</b> (reasoning)	<b>TyDiQA</b> (multilingual)	<b>TruthfulQA</b> (truthful)	<b>HumanEval</b> (coding)	<b>Average</b>
	<b>EM</b> (0-shot)	<b>EM</b> (8-shot, CoT)	<b>EM</b> (3-shot, CoT)	<b>F1</b> (1-shot, GP)	<b>MC2</b> (0-shot)	<b>Pass@10</b> (0-shot)	
<i>Pre-trained models</i>							
LLAMA 2-7B	41.6	12.0	39.9	48.4	38.5	26.2	34.4
LLAMA 2-13B	52.2	34.5	50.7	50.3	49.8	32.7	45.0
<i>Supervised Fine-Tuning (SFT) on TüLU V2</i>							
LLAMA 2-7B-SFT	48.5	25.0	42.2	51.2	41.7	<b>36.9</b>	41.0
LLAMA 2-7B-SFT (R)	48.4	23.0	43.4	<b>52.4</b>	42.5	32.5	40.4
LLAMA 2-7B-SFT (H)	<b>50.8</b>	<b>30.5</b>	<b>43.6</b>	52.3	<b>45.4</b>	34.6	<b>42.9 (+1.9)</b>
LLAMA 2-13B-SFT	50.6	45.0	47.8	55.0	42.6	42.4	47.2
LLAMA 2-13B-SFT (R)	52.7	46.0	52.8	55.5	<b>46.8</b>	41.4	49.2
LLAMA 2-13B-SFT (H)	<b>54.5</b>	<b>46.5</b>	<b>53.7</b>	<b>56.7</b>	45.7	<b>43.5</b>	<b>50.1 (+2.9)</b>
<i>Direct Preference Optimization (DPO) on UltraFeedback</i>							
LLAMA 2-7B-DPO	48.9	28.0	42.9	50.2	<b>45.7</b>	35.6	<b>41.9</b>
LLAMA 2-7B-DPO (R)	<b>49.0</b>	<b>28.5</b>	<b>43.1</b>	50.3	43.3	34.8	41.5
LLAMA 2-7B-DPO (H)	48.8	25.5	42.8	<b>51.1</b>	45.5	<b>36.7</b>	41.7 (+0.2)
LLAMA 2-13B-DPO	<b>52.0</b>	44.0	47.1	51.5	<b>45.5</b>	<b>44.3</b>	47.4
LLAMA 2-13B-DPO (R)	51.5	46.5	48.2	<b>53.7</b>	43.7	42.7	47.7
LLAMA 2-13B-DPO (H)	51.8	<b>48.5</b>	<b>49.9</b>	52.9	45.3	41.0	<b>48.2 (+0.8)</b>

## 4 Experiments

In this section, we primarily report the experimental results of full fine-tuning (FFT) and the proposed half fine-tuning (HFT) on supervised fine-tuning (with TüLU V2 [Iverson et al., 2023] as training set), human preference alignment (with UltraFeedback [Cui et al., 2023]), and continual learning (with TRACE [Wang et al., 2023a]) scenarios, in which direct preference optimization (DPO) [Rafailov et al., 2023] is used to learn human preferences. Following Iverson et al. [2023] and Wang et al. [2023a], we employ LLAMA 2 and LLAMA 2-CHAT as the backbone model, respectively. For more comprehensive understanding of implementation details, please refer to Appendix A.

### 4.1 Experiments on Instruction Tuning

**Setup.** We employ the general abilities and basic knowledge benchmarks mentioned in Section 2 to evaluate various models under the instruction tuning settings. To assess the conversation ability, we also compare these models on AlpacaEval 2.0 (see also Appendix B.2).

**Results on Improving General Abilities.** Results in Table 1 demonstrate the effectiveness of our proposed HFT method, which simultaneously improves different specialized abilities by selectively fine-tuning half of the parameters. Specifically, compared to FFT under the SFT setting, HFT leads to an average performance improvement of 1.9% on LLAMA 2-7B and 2.9% when scaling to LLAMA 2-13B. Furthermore, as we continue to perform DPO on SFT models, we observe that updating the policy model with HFT does not hinder the model from learning human preferences. *In sum, the HFT method has strong robustness to adapt to different fine-tuning algorithms.* Besides, we also attempt to review the *Half-Reset* method in Section 2, but the benefits of this approach are not robust, and we attribute it to the randomness of parameter operations. In comparison, HFT achieves a more stable performance improvement through the learning process, while avoiding the complexity of the two-stage process of fully updating followed by partially resetting.

**Results on Preserving Basic Knowledge.** For the basic knowledge benchmarks, as depicted in Table 2, both SFT and DPO exhibit a significant decline across all three benchmarks. In contrast, our proposed HFT method consistently outperforms both fine-tuning and alignment processes in the evaluation of basic knowledge. *Notably, HFT demonstrates excellent talent in preserving basic knowledge, consistently outperforming fully updating parameters during SFT and DPO.* For example, in the SFT stage, HFT achieves improvements of 3.4% and 2.9% with LLAMA 2-7B and LLAMA

Table 2: Results on basic knowledge benchmarks of various models with instruction tuning.

	NaturalQuestion (EM, 0-shot)	TriviaQA (EM, 0-shot)	HotpotQA (EM, 0-shot)	Average
<i>Pre-trained models</i>				
LLAMA 2-7B	12.9	40.2	15.6	22.9
LLAMA 2-13B	9.6	24.0	13.4	15.7
<i>Supervised Fine-Tuning (SFT) on TüLU V2</i>				
LLAMA 2-7B-SFT	3.2	26.4	14.5	14.7
LLAMA 2-7B-SFT (R)	<b>7.3</b>	26.4	14.4	16.0
LLAMA 2-7B-SFT (H)	6.2	<b>32.8</b>	<b>15.4</b>	<b>18.1 (+3.4)</b>
LLAMA 2-13B-SFT	0.7	9.2	4.9	4.9
LLAMA 2-13B-SFT (R)	1.8	13.5	5.3	6.9
LLAMA 2-13B-SFT (H)	2.7	12.4	8.2	<b>7.8 (+2.9)</b>
<i>Direct Preference Optimization (DPO) on UltraFeedback</i>				
LLAMA 2-7B-DPO	1.4	20.8	10.0	10.7
LLAMA 2-7B-DPO (R)	<b>2.0</b>	<b>23.6</b>	12.1	<b>12.6</b>
LLAMA 2-7B-DPO (H)	1.9	22.9	<b>12.8</b>	12.5 (+1.8)
LLAMA 2-13B-DPO	0.1	4.4	2.4	2.3
LLAMA 2-13B-DPO (R)	<b>0.3</b>	<b>6.5</b>	<b>3.8</b>	<b>3.5</b>
LLAMA 2-13B-DPO (H)	0.2	5.5	3.0	2.9 (+0.6)

2-13B compared to FFT, respectively. Besides, it is also worth mentioning that the Half-Reset method shows a relatively stable performance in alleviating knowledge forgetting.

*Remark.* HFT not only effectively preserves a certain degree of basic knowledge of the pre-trained model, but also utilizes this knowledge to achieve better learning of new abilities.

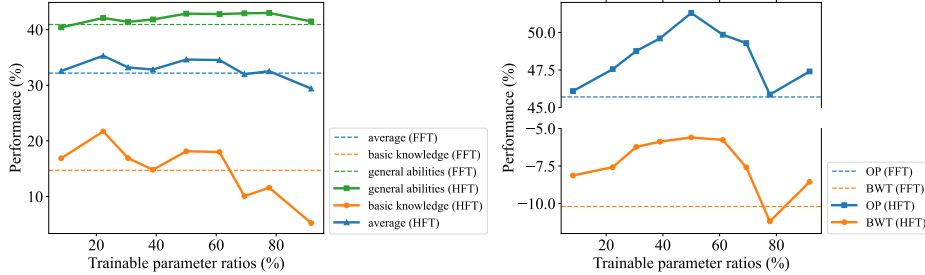
## 4.2 Experiments on Continual Learning

**Setup.** We assess the performance in the continual learning scenario (with TRACE [Wang et al., 2023a]), using four representative approaches and attempt to replace FFT with HFT. (1) **SeqFT**: It is a standard for sequentially learning all parameters of downstream tasks. (2) **GEM** [Lopez-Paz and Ranzato, 2017]: It leverages episode memories to avoid forgetting, but it consumes extra computation time like other regularization-based methods. (3) **Replay**: It is a common continual learning strategy, here we integrate alignment data from LIMA [Zhou et al., 2023] into the replay memory and replaying 10% of historical data. (4) **LoraSeqFT** [Hu et al., 2022]: It sequentially updates the low-rank matrices while keeping the backbone fixed. Note that the LoRA-based method modifies the model architecture and is not suitable for combination with HFT. Following [Wang et al., 2023a], we start with LLAMA 2-CHAT-7B/13B, adopt **Overall Performance (OP)** and **Backward Transfer (BWT)** as the evaluation metrics (Appendix A.2 details the calculation process). Besides, we also report the general abilities and basic knowledge of various models after the final round of learning (see Appendix B.4).

**Results.** Table 3 shows that the *three FFT approaches could all benefit from equipping HFT*. Specifically, HFT brings performance improvements of 5.7% and 2.0% on the OP metric in the SeqFT and GEM settings, respectively. It also boosts the performance with 4.6%, 0.7%, and 2.0% on the BWT metric based on the LLAMA 2-CHAT-7B. When scaling the model to 13B, HFT could also achieve superior performances. Further, fine-tuning with full parameters often suffers from severe catastrophic forgetting in the 5-th round (see Appendix B.8), while HFT does not experience such a problem in any of the rounds, making the learning process more stable. Besides, LoraSeqFT exhibits notably suboptimal performance in this setting. We assume that the knowledge capacity of LoRA parameter is

Table 3: OP and BWT on TRACE with different strategies, OP measures the learning of new tasks and BWT measures the forgetting of old tasks.

	FFT		HFT	
	OP	BWT	OP	BWT
LLAMA 2-CHAT-7B				
LoraSeqFT	6.4	-45.2%	-	-
SeqFT	45.7	-10.2%	51.3 (+5.6)	-5.6% (+4.6)
GEM	48.2	-7.9%	50.2 (+2.0)	-5.9% (+2.0)
Replay	54.3	1.4%	54.1 (-0.2)	+2.1% (+0.7)
LLAMA 2-CHAT-13B				
LoraSeqFT	26.5	-30.0%	-	-
SeqFT	49.0	-9.4%	52.0 (+3.0)	-8.5% (+0.9)
GEM	50.4	-8.9%	53.6 (+3.2)	-6.1% (+2.8)
Replay	54.7	-0.6%	57.4 (+2.7)	+1.6% (+2.2)



(a) Performance of models trained on TULU V2. (b) Performance of models trained on TRACE.

Figure 3: Performance with respect to different trainable parameter ratios. The solid lines mark the performance of HFT with various ratios and the dashed lines mark the FFT baseline.

quite limited, thus resulting in considerable forgetting during the process of sequential training. On the contrary, HFT is based on a full set of parameters and selects half of the parameters to be fine-tuned in each round, which has stronger knowledge tolerance.

**Remark.** HFT is naturally suitable for scenarios with continual fine-tuning, and (almost all) methods with FFT can be further improved by assembling HFT, highlighting the plug-and-play feature.

### 4.3 Impact of Parameter Selection

HFT heuristically selects parameters to be tuned or frozen. We hope to reveal the impact of parameter selection from parameter ratio and selection strategy, to discuss the universality of the methodology.

**Impact of Trainable Parameter Ratio.** Firstly, we traverse the ratio of parameters to be fine-tuned at a granularity of  $\sim 10\%$  and evaluate the impact in both single-round and multi-round fine-tuning scenarios. From Figure 3, we observe that most of the results with only updating partial parameters are superior to FFT, and the performance is quite satisfactory when the trainable parameter ratio is around 50%. In SFT, the performance of basic knowledge shows a clear downward trend with the increase of parameter ratio, while the general abilities slowly rise, which allows updating half or less of the parameters to have good performance. Meanwhile, when selecting half of the parameters during continual learning, the model reaches a balance of abilities between each round of tasks, resulting in a more robust training procedure and optimal performance. This observation again confirms the early conjecture about catastrophic forgetting, especially in continual learning, it is necessary to freeze a portion of parameters in each round to preserve the capabilities of the previous models. Not only that, we also find that fixing partial parameters gradually improves training efficiency (see Table 11), and HFT could shorten the training time by 30% in standard SFT.

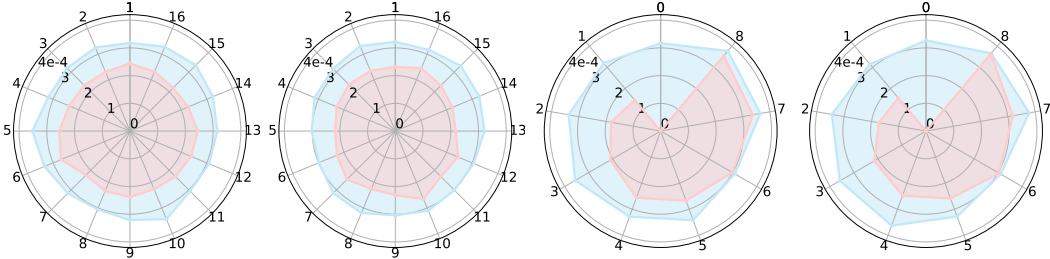
**Impact of Selection Strategy.** Next, we consider other possible strategies for selecting half of the parameters: (1) **Model-level.** It arbitrarily chooses half the number of parameter matrices, which may prevent the parameter ratio from accurately reaching 50%. (2) **Layer-level.** It selects all parameters of a layer every other layer. (3) **Category-level.** It selects based on parameter categories, which is the default strategy used in this paper, and ensures the accurate selection of 50% of the parameters. Table 4 reports the results of performing HFT on TRACE with sequential fine-tuning (SeqFT). The first noteworthy phenomenon is that all three selection strategies outperform the standard FFT, which once again confirms the motivation that freezing some parameters helps balance the old and new abilities in continual fine-tuning. Moreover, the category-level selection wins the best performance, we attribute it to the fine-grained strategy that maximizes the interaction between updated and non-updated parameters. From the perspective of model merging, it minimizes the damage to ready-made capabilities when performing a 50% dropout on the task vector, thereby providing greater possibilities for learning new tasks based on existing knowledge.

Table 4: Different strategies for selecting half of the parameters on TRACE.

	OP	BWT
SeqFT (FFT)	45.7	-10.2%
SeqFT (Model-level HFT)	46.9 (+1.2)	-9.2% (+1.0%)
SeqFT (Layer-level HFT)	47.9 (+2.2)	-8.3% (+1.9%)
SeqFT (Category-level HFT)	<b>51.3 (+5.6)</b>	<b>-5.6% (+4.6%)</b>

Table 5: General abilities and basic knowledge performance of HFT models fine-tuned on TULU V2 without embedding (E) and lm\_head (H) layers. Specially, the subscript indicates the proportion of selected parameters to the *total* model parameters.

	MMLU	GSM 8K	BBH	TyDi QA	Truthful QA	Human Eval	Natural Questions	Trivia QA	Hotpot QA	Average
HFT <sub>41.2%</sub> (freeze E,H)	49.9	26.0	44.6	52.3	45.0	33.2	6.3	24.0	14.1	32.8
HFT <sub>51.9%</sub> (freeze E,H)	50.8	30.5	43.6	52.3	45.4	34.6	6.2	32.8	15.4	<b>34.6</b>
HFT <sub>48.0%</sub> (update E,H)	51.4	29.0	45.0	50.5	45.2	35.0	3.2	24.1	13.7	33.0



(a) Variations on SAN in (b) Variations on FFN in (c) Variations on SAN with (d) Variations on FFN with various transformer blocks. various transformer blocks. various selected times. various selected times.

Figure 4: Parameters variations of the last round model fine-tuned on TRACE relative to the starting point LLAMA 2-CHAT-7B. The outer blue circle indicates FFT and the inner red circle indicates HFT.

**Remark.** HFT is robust and insensitive to parameter selection, and selecting approximately 50% of the parameters with a reasonable selection strategy could achieve acceptable improvements.

## 5 Discussion

In this section, we further discuss the parameter changes in the fine-tuning process to deepen the understanding of HFT. We review the influence of embedding and lm\_head layers, and visualize the parameter variations during successive training.

**Revisit the Embedding and LM\_head Layers.** HFT defaults to updating the embedding and lm\_head layers. Here, we aim to explore the roles of these two input and output layers. Specifically, we freeze them while maintaining the same selection strategy and report results in supervised fine-tuning and continual learning. Since freezing the embedding and lm\_head layers slightly reduces trainable parameters, we also include another model with similar parameter ratios that only freeze the parameters in transformer layers, to mitigate the impact of parameter ratio. As shown in Table 5, freezing these two layers leads to a substantial decline in knowledge-intensive benchmarks, especially for QA-related tasks. Experimental results in Table 6 witness another phenomenon, where forgetting metric BWT significantly increases while the learning metric OP faces a cliff-like decrease. Detailed results in Appendix B.6 reveal that there is a substantial decline in the performance of ScienceQA. *To this extent, a preliminary conjecture emerges that the embedding and lm\_head store information are highly relevant to world knowledge, so it is crucial to update them during the fine-tuning process.*

Table 6: OP and BWT scores of HFT models fine-tuned on TRACE without embedding and lm\_head layers.

	OP	BWT
HFT <sub>41.2%</sub> (freeze E,H)	49.6	-5.6%
HFT <sub>51.9%</sub> (freeze E,H)	<b>51.3</b>	-5.6%
HFT <sub>48.0%</sub> (update E,H)	46.1	<b>-2.2%</b>

**Parameters Variation Analysis.** To intuitively perceive the difference in model parameters between HFT and FFT, we visualize parameter variations of fine-tuned models relative to the initial model (LLAMA 2-CHAT-7B) during continual learning on TRACE. On the one hand, we group two adjacent layers and calculate the average variation of self-attention and feed-forward blocks, where average



variation refers to the average of all matrix differences in the block of two models. On the other hand, based on the selected number of times in these eight rounds of fine-tuning, we compare the average variation of each block with FFT. Figure 4 shows variations from the perspective of transformer block and selected time, respectively. Interestingly, we find that: (1) The parameter variation of each layer using HFT is fainter than those using FFT. (2) There is no significant difference in parameter variation between shallow and deep transformer layers, which is consistent in both fine-tuning settings. (3) The deviation from pre-trained parameters increases linearly with the time of selection, and the variations of parameters selected eight times are very similar to FFT. *Therefore, excessive offset of task vectors may not necessarily lead to an improvement in downstream performance, but result in forgetting existing capabilities. HFT seeks subtle balance by pulling back the task vector, alleviating catastrophic forgetting when learning subsequent tasks.*

## 6 Related Work

**Sparse Fine-tuning.** With the continuous increase in the number of language model parameters, sparse fine-tuning (a.k.a. parameter-efficient fine-tuning (PEFT)) offers an effective solution by reducing trainable parameters while achieving comparable performance to FFT [Fu et al., 2022, Ding et al., 2023, Han et al., 2024]. Adapter [Houlsby et al., 2019, Mahabadi et al., 2021, Zhang et al., 2023b] and LoRA [Hu et al., 2022, Dou et al., 2023, Dettmers et al., 2024], the two most famous kinds of work, freeze the initial model weight and inject an adapter or a trainable rank decomposition matrices into each layer. However, these approaches change the model architecture and therefore require customized deployment. Keeping the architecture unchanged, DiffPruning [Guo et al., 2021] learns a sparse diff vector for each task and enables PEFT scales well with new tasks. BitFit [Zaken et al., 2021] only fine-tunes the bias terms of BERT and achieves considerably good performance. Unfortunately, these methods designed for specific tasks or networks (e.g., bias) are not suitable for modern general-purpose large-scale models. Recently, some work proposes to fuse various abilities through the arithmetic of task vectors [Ilharco et al., 2023, Xiao et al., 2023, Yu et al., 2023]. Inspired by these findings, HFT further considers how to retain the pre-trained knowledge without adding additional modules, and incorporates the idea of model merging into the training process.

**Continual Learning.** Continual learning aims to develop learning algorithms that can accumulate knowledge on non-stationary data, and vanilla FFT has been proven to lead to severe catastrophic forgetting issues when adapting to incoming streaming tasks [Luo et al., 2023, Wang et al., 2024]. To address this issue, experience replay [Rolnick et al., 2019, Peng et al., 2024] is a widely used technique that incorporates a portion of data from previous rounds into the current training process. Regularization-based models [Kirkpatrick et al., 2017, Lopez-Paz and Ranzato, 2017] introduce additional terms in the loss function to penalize changes in crucial weights. Parameter-allocation approaches [Li et al., 2019, Gurbuz and Dovrolis, 2022] feature an isolated parameter subspace dedicated to each task throughout the network. When LLMs enter the era of billions of parameters, researchers prefer to use progressive prompts [Razdaibiedina et al., 2023] or PEFT [Dou et al., 2023, Wu et al., 2024a] to tune a powerful general backbone for specific tasks or domains [Wu et al., 2024b]. Instead of introducing auxiliary modules or losses, HFT explores a new direction based on the characteristics of LLMs, proving that random parameter selection is sufficient to achieve passable performance and has the potential to become a successor to FFT.

## 7 Conclusion

In this paper, we observe that rolling back half of the fine-tuned parameters to the pre-trained state may recover partial knowledge of the startup model while holding the performance of downstream tasks. Taking inspiration from this observation, we propose Half Fine-tuning (HFT), which adopts a category-level strategy to select half of the parameters for updating in each training round, and the remaining parameters are expected to maintain the learned knowledge. Extensive experiments on the supervised fine-tuning, direct preference optimization, and continual learning scenarios demonstrate the effectiveness of HFT. It not only alleviates the catastrophic forgetting in preceding capabilities but also achieves comparable or even more superior performance than FFT in downstream tasks. Further analysis shows that HFT is robust to selection strategies and selected parameter numbers. Last but not least, HFT does not change the model architecture, making it easy to implement and scale, especially under successive fine-tuning scenarios.

## References

- Long Ouyang, Jeffrey Wu, Xu Jiang, Diogo Almeida, Carroll Wainwright, Pamela Mishkin, Chong Zhang, Sandhini Agarwal, Katarina Slama, Alex Ray, et al. Training language models to follow instructions with human feedback. *Advances in Neural Information Processing Systems*, pages 27730–27744, 2022.
- Josh Achiam, Steven Adler, Sandhini Agarwal, Lama Ahmad, Ilge Akkaya, Florencia Leoni Aleman, Diogo Almeida, Janko Altenschmidt, Sam Altman, Shyamal Anadkat, et al. Gpt-4 technical report. *arXiv preprint arXiv:2303.08774*, 2023.
- Hugo Touvron, Louis Martin, Kevin Stone, Peter Albert, Amjad Almahairi, Yasmine Babaei, Nikolay Bashlykov, Soumya Batra, Prajjwal Bhargava, Shruti Bhosale, et al. Llama 2: Open foundation and fine-tuned chat models. *arXiv preprint arXiv:2307.09288*, 2023.
- Bill Yuchen Lin, Abhilasha Ravichander, Ximing Lu, Nouha Dziri, Melanie Sclar, Khyathi Chandu, Chandra Bhagavatula, and Yejin Choi. The unlocking spell on base LLMs: Rethinking alignment via in-context learning. In *The Twelfth International Conference on Learning Representations*, 2024.
- Ella Neeman, Roei Aharoni, Or Honovich, Leshem Choshen, Idan Szpektor, and Omri Abend. Disentqa: Disentangling parametric and contextual knowledge with counterfactual question answering. In *Proceedings of the 61st Annual Meeting of the Association for Computational Linguistics (Volume 1: Long Papers)*, pages 10056–10070, 2023.
- Guanting Dong, Hongyi Yuan, Keming Lu, Chengpeng Li, Mingfeng Xue, Dayiheng Liu, Wei Wang, Zheng Yuan, Chang Zhou, and Jingren Zhou. How abilities in large language models are affected by supervised fine-tuning data composition, 2024.
- Shihan Dou, Enyu Zhou, Yan Liu, Songyang Gao, Jun Zhao, Wei Shen, Yuhao Zhou, Zhiheng Xi, Xiao Wang, Xiaoran Fan, et al. Loramoe: Revolutionizing mixture of experts for maintaining world knowledge in language model alignment. *arXiv preprint arXiv:2312.09979*, 2023.
- Chengyue Wu, Yukang Gan, Yixiao Ge, Zeyu Lu, Jiahao Wang, Ye Feng, Ping Luo, and Ying Shan. Llama pro: Progressive llama with block expansion. *arXiv preprint arXiv:2401.02415*, 2024a.
- Shengyu Zhang, Linfeng Dong, Xiaoya Li, Sen Zhang, Xiaofei Sun, Shuhe Wang, Jiwei Li, Runyi Hu, Tianwei Zhang, Fei Wu, et al. Instruction tuning for large language models: A survey. *arXiv preprint arXiv:2308.10792*, 2023a.
- Gabriel Ilharco, Marco Tulio Ribeiro, Mitchell Wortsman, Ludwig Schmidt, Hannaneh Hajishirzi, and Ali Farhadi. Editing models with task arithmetic. In *The Eleventh International Conference on Learning Representations*, 2023.
- Prateek Yadav, Derek Tam, Leshem Choshen, Colin Raffel, and Mohit Bansal. Ties-merging: Resolving interference when merging models. In *Thirty-seventh Conference on Neural Information Processing Systems*, 2023.
- Le Yu, Bowen Yu, Haiyang Yu, Fei Huang, and Yongbin Li. Language models are super mario: Absorbing abilities from homologous models as a free lunch. *arXiv preprint arXiv:2311.03099*, 2023.
- Ganqu Cui, Lifan Yuan, Ning Ding, Guanming Yao, Wei Zhu, Yuan Ni, Guotong Xie, Zhiyuan Liu, and Maosong Sun. Ultrafeedback: Boosting language models with high-quality feedback. *arXiv preprint arXiv:2310.01377*, 2023.
- Xiao Wang, Yuansen Zhang, Tianze Chen, Songyang Gao, Senjie Jin, Xianjun Yang, Zhiheng Xi, Rui Zheng, Yicheng Zou, Tao Gui, et al. Trace: A comprehensive benchmark for continual learning in large language models. *arXiv preprint arXiv:2310.06762*, 2023a.
- Hamish Ivison, Yizhong Wang, Valentina Pyatkin, Nathan Lambert, Matthew Peters, Pradeep Dasigi, Joel Jang, David Wadden, Noah A Smith, Iz Beltagy, et al. Camels in a changing climate: Enhancing lm adaptation with tulu 2. *arXiv preprint arXiv:2311.10702*, 2023.

- Zihao Fu, Haoran Yang, Anthony Man-Cho So, Wai Lam, Lidong Bing, and Nigel Collier. On the effectiveness of parameter-efficient fine-tuning, 2022.
- Evani Radiya-Dixit and Xin Wang. How fine can fine-tuning be? learning efficient language models. In *International Conference on Artificial Intelligence and Statistics*, pages 2435–2443. PMLR, 2020.
- Rafael Rafailov, Archit Sharma, Eric Mitchell, Christopher D Manning, Stefano Ermon, and Chelsea Finn. Direct preference optimization: Your language model is secretly a reward model. *Advances in Neural Information Processing Systems*, 2023.
- David Lopez-Paz and Marc’Aurelio Ranzato. Gradient episodic memory for continual learning. *Advances in neural information processing systems*, 30, 2017.
- Chunting Zhou, Pengfei Liu, Puxin Xu, Srinu Iyer, Jiao Sun, Yuning Mao, Xuezhe Ma, Avia Efrat, Ping Yu, Lili Yu, Susan Zhang, Gargi Ghosh, Mike Lewis, Luke Zettlemoyer, and Omer Levy. Lima: Less is more for alignment, 2023.
- Edward J Hu, yelong shen, Phillip Wallis, Zeyuan Allen-Zhu, Yanzhi Li, Shean Wang, Lu Wang, and Weizhu Chen. LoRA: Low-rank adaptation of large language models. In *International Conference on Learning Representations*, 2022.
- Ning Ding, Yujia Qin, Guang Yang, Fuchao Wei, Zonghan Yang, Yusheng Su, Shengding Hu, Yulin Chen, Chi-Min Chan, Weize Chen, et al. Parameter-efficient fine-tuning of large-scale pre-trained language models. *Nature Machine Intelligence*, pages 220–235, 2023.
- Zeyu Han, Chao Gao, Jinyang Liu, Sai Qian Zhang, et al. Parameter-efficient fine-tuning for large models: A comprehensive survey. *arXiv preprint arXiv:2403.14608*, 2024.
- Neil Houlsby, Andrei Giurgiu, Stanislaw Jastrzebski, Bruna Morrone, Quentin De Laroussilhe, Andrea Gesmundo, Mona Attariyan, and Sylvain Gelly. Parameter-efficient transfer learning for nlp. In *International conference on machine learning*, pages 2790–2799. PMLR, 2019.
- Rabeeh Karimi Mahabadi, Sebastian Ruder, Mostafa Dehghani, and James Henderson. Parameter-efficient multi-task fine-tuning for transformers via shared hypernetworks. In *Proceedings of the 59th Annual Meeting of the Association for Computational Linguistics and the 11th International Joint Conference on Natural Language Processing (Volume 1: Long Papers)*, pages 565–576, 2021.
- Qingru Zhang, Minshuo Chen, Alexander Bukharin, Pengcheng He, Yu Cheng, Weizhu Chen, and Tuo Zhao. Adaptive budget allocation for parameter-efficient fine-tuning. *arXiv preprint arXiv:2303.10512*, 2023b.
- Tim Dettmers, Artidoro Pagnoni, Ari Holtzman, and Luke Zettlemoyer. Qlora: Efficient finetuning of quantized llms. *Advances in Neural Information Processing Systems*, 36, 2024.
- Demi Guo, Alexander Rush, and Yoon Kim. Parameter-efficient transfer learning with diff pruning. In *Annual Meeting of the Association for Computational Linguistics*, 2021.
- Elad Ben Zaken, Shauli Ravfogel, and Yoav Goldberg. Bitfit: Simple parameter-efficient fine-tuning for transformer-based masked language-models. *arXiv preprint arXiv:2106.10199*, 2021.
- Shitao Xiao, Zheng Liu, Peitian Zhang, and Xingrun Xing. Lm-cocktail: Resilient tuning of language models via model merging. *arXiv preprint arXiv:2311.13534*, 2023.
- Yun Luo, Zhen Yang, Fandong Meng, Yafu Li, Jie Zhou, and Yue Zhang. An empirical study of catastrophic forgetting in large language models during continual fine-tuning. *arXiv preprint arXiv:2308.08747*, 2023.
- Liyuan Wang, Xingxing Zhang, Hang Su, and Jun Zhu. A comprehensive survey of continual learning: Theory, method and application. *IEEE Transactions on Pattern Analysis and Machine Intelligence*, 2024.
- David Rolnick, Arun Ahuja, Jonathan Schwarz, Timothy Lillicrap, and Gregory Wayne. Experience replay for continual learning. *Advances in Neural Information Processing Systems*, 32, 2019.

- Bohao Peng, Zhuotao Tian, Shu Liu, Mingchang Yang, and Jiaya Jia. Scalable language model with generalized continual learning. *arXiv preprint arXiv:2404.07470*, 2024.
- James Kirkpatrick, Razvan Pascanu, Neil Rabinowitz, Joel Veness, Guillaume Desjardins, Andrei A Rusu, Kieran Milan, John Quan, Tiago Ramalho, Agnieszka Grabska-Barwinska, et al. Overcoming catastrophic forgetting in neural networks. *Proceedings of the national academy of sciences*, pages 3521–3526, 2017.
- Xilai Li, Yingbo Zhou, Tianfu Wu, Richard Socher, and Caiming Xiong. Learn to grow: A continual structure learning framework for overcoming catastrophic forgetting. In *International conference on machine learning*, pages 3925–3934. PMLR, 2019.
- Mustafa B Gurbuz and Constantine Dovrolis. Nispa: Neuro-inspired stability-plasticity adaptation for continual learning in sparse networks. In *International Conference on Machine Learning*, pages 8157–8174, 2022.
- Anastasia Razdaibiedina, Yuning Mao, Rui Hou, Madian Khabsa, Mike Lewis, and Amjad Almahairi. Progressive prompts: Continual learning for language models. *arXiv preprint arXiv:2301.12314*, 2023.
- Tongtong Wu, Linhao Luo, Yuan-Fang Li, Shirui Pan, Thuy-Trang Vu, and Gholamreza Haffari. Continual learning for large language models: A survey. *arXiv preprint arXiv:2402.01364*, 2024b.
- Yizhong Wang, Swaroop Mishra, Pegah Alipoormolabashi, Yeganeh Kordi, Amirreza Mirzaei, Atharva Naik, Arjun Ashok, Arut Selvan Dhanasekaran, Anjana Arunkumar, David Stap, Eshaan Pathak, Giannis Karamanolakis, Haizhi Lai, Ishan Purohit, Ishani Mondal, Jacob Anderson, Kirby Kuznia, Krima Doshi, Kuntal Kumar Pal, Maitreya Patel, Mehrad Moradshahi, Mihir Parmar, Mirali Purohit, Neeraj Varshney, Phani Rohitha Kaza, Pulkit Verma, Ravsehaj Singh Puri, Rushang Karia, Savan Doshi, Shailaja Keyur Sapat, Siddhartha Mishra, Sujan Reddy A, Sumanta Patro, Tanay Dixit, and Xudong Shen. Super-NaturalInstructions: Generalization via declarative instructions on 1600+ NLP tasks. In *Proceedings of the 2022 Conference on Empirical Methods in Natural Language Processing*, pages 5085–5109. Association for Computational Linguistics, 2022.
- Mike Conover, Matt Hayes, Ankit Mathur, Xiangrui Meng, Jianwei Xie, Jun Wan, Sam Shah, Ali Ghodsi, Patrick Wendell, Matei Zaharia, et al. Free dolly: Introducing the world’s first truly open instruction-tuned llm, 2023.
- Andreas Köpf, Yannic Kilcher, Dimitri von Rütte, Sotiris Anagnostidis, Zhi Rui Tam, Keith Stevens, Abdullah Barhoum, Duc Nguyen, Oliver Stanley, Richárd Nagyfi, et al. Openassistant conversations-democratizing large language model alignment. *Advances in Neural Information Processing Systems*, 2024.
- Yizhong Wang, Yeganeh Kordi, Swaroop Mishra, Alisa Liu, Noah A. Smith, Daniel Khashabi, and Hannaneh Hajishirzi. Self-instruct: Aligning language models with self-generated instructions. In *Proceedings of the 61st Annual Meeting of the Association for Computational Linguistics (Volume 1: Long Papers)*, pages 13484–13508. Association for Computational Linguistics, 2023b.
- Rohan Taori, Ishaan Gulrajani, Tianyi Zhang, Yann Dubois, Xuechen Li, Carlos Guestrin, Percy Liang, and Tatsunori B Hashimoto. Stanford alpaca: An instruction-following llama model, 2023.
- Canwen Xu, Daya Guo, Nan Duan, and Julian McAuley. Baize: An open-source chat model with parameter-efficient tuning on self-chat data. *arXiv preprint arXiv:2304.01196*, 2023.
- Wei-Lin Chiang, Zhuohan Li, Zi Lin, Ying Sheng, Zhanghao Wu, Hao Zhang, Lianmin Zheng, Siyuan Zhuang, Yonghao Zhuang, Joseph E Gonzalez, et al. Vicuna: An open-source chatbot impressing gpt-4 with 90%\* chatgpt quality. See <https://vicuna.lmsys.org> (accessed 14 April 2023), 2023.
- Jason Wei, Xuezhi Wang, Dale Schuurmans, Maarten Bosma, Fei Xia, Ed Chi, Quoc V Le, Denny Zhou, et al. Chain-of-thought prompting elicits reasoning in large language models. *Advances in Neural Information Processing Systems*, pages 24824–24837, 2022.
- Sahil Chaudhary. Code alpaca: An instruction-following llama model for code generation, 2023.

- Dan Hendrycks, Collin Burns, Steven Basart, Andy Zou, Mantas Mazeika, Dawn Song, and Jacob Steinhardt. Measuring massive multitask language understanding. In *International Conference on Learning Representations*, 2021.
- Karl Cobbe, Vineet Kosaraju, Mohammad Bavarian, Mark Chen, Heewoo Jun, Lukasz Kaiser, Matthias Plappert, Jerry Tworek, Jacob Hilton, Reiichiro Nakano, et al. Training verifiers to solve math word problems. *arXiv preprint arXiv:2110.14168*, 2021.
- Mirac Suzgun, Nathan Scales, Nathanael Schärli, Sebastian Gehrmann, Yi Tay, Hyung Won Chung, Aakanksha Chowdhery, Quoc Le, Ed Chi, Denny Zhou, and Jason Wei. Challenging BIG-bench tasks and whether chain-of-thought can solve them. In *Findings of the Association for Computational Linguistics: ACL 2023*, pages 13003–13051. Association for Computational Linguistics, 2023.
- Jonathan H Clark, Eunsol Choi, Michael Collins, Dan Garrette, Tom Kwiatkowski, Vitaly Nikolaev, and Jennimaria Palomaki. Tydi qa: A benchmark for information-seeking question answering in typologically diverse languages. *Transactions of the Association for Computational Linguistics*, pages 454–470, 2020.
- Mark Chen, Jerry Tworek, Heewoo Jun, Qiming Yuan, Henrique Ponde de Oliveira Pinto, Jared Kaplan, Harri Edwards, Yuri Burda, Nicholas Joseph, Greg Brockman, et al. Evaluating large language models trained on code. *arXiv preprint arXiv:2107.03374*, 2021.
- Stephanie Lin, Jacob Hilton, and Owain Evans. TruthfulQA: Measuring how models mimic human falsehoods. In *Proceedings of the 60th Annual Meeting of the Association for Computational Linguistics (Volume 1: Long Papers)*, pages 3214–3252. Association for Computational Linguistics, 2022.
- Xuechen Li, Tianyi Zhang, Yann Dubois, Rohan Taori, Ishaan Gulrajani, Carlos Guestrin, Percy Liang, and Tatsunori B. Hashimoto. AlpacaEval: An automatic evaluator of instruction-following models. [https://github.com/tatsu-lab/alpaca\\_eval](https://github.com/tatsu-lab/alpaca_eval), 2023.
- Tom Kwiatkowski, Jennimaria Palomaki, Olivia Redfield, Michael Collins, Ankur Parikh, Chris Alberti, Danielle Epstein, Illia Polosukhin, Jacob Devlin, Kenton Lee, et al. Natural questions: a benchmark for question answering research. *Transactions of the Association for Computational Linguistics*, pages 453–466, 2019.
- Moonsu Han, Minki Kang, Hyunwoo Jung, and Sung Ju Hwang. Episodic memory reader: Learning what to remember for question answering from streaming data. *arXiv preprint arXiv:1903.06164*, 2019.
- Zhilin Yang, Peng Qi, Saizheng Zhang, Yoshua Bengio, William W Cohen, Ruslan Salakhutdinov, and Christopher D Manning. Hotpotqa: A dataset for diverse, explainable multi-hop question answering. *arXiv preprint arXiv:1809.09600*, 2018.

# Appendix

## A Experimental Setup

### A.1 Datasets

To validate the performance of supervised fine-tuning, we choose **TÜLU V2** [Iverson et al., 2023] which is a combination of high-quality open resources, including datasets (1) created by researchers from existing NLP datasets (e.g. SuperNI [Wang et al., 2022]), (2) written by humans (e.g. Dolly [Conover et al., 2023] and Open Assistant [Köpf et al., 2024]), (3) generated by LLMs (e.g. Self-Instruct [Wang et al., 2023b], Alpaca [Taori et al., 2023] and Baize [Xu et al., 2023]), (4) comprised of user-shared prompts accompanied by model-generated completions (e.g. ShareGPT [Chiang et al., 2023]), and (5) developed for specific abilities (e.g. CoT [Wei et al., 2022] for chain-of-thought and Code-Alpaca [Chaudhary, 2023] for code generation). To examine the capacity for reinstating a fraction of impaired capabilities while adhering to human preferences, we utilize **UltraFeedback** [Cui et al., 2023] which is a large-scale, high-quality, and diversified preference dataset. For continual learning, we select **TRACE** [Wang et al., 2023a], a novel benchmark designed for continual learning (CL) in LLMs, to evaluate catastrophic forgetting in standard CL settings. TRACE consists of 8 distinct datasets spanning challenging tasks, domain-specific tasks, multilingual capabilities, code generation, and mathematical reasoning.

### A.2 Evaluation Metrics

**Supervised Fine-Tuning and Direct Preference Optimization.** To validate the effectiveness of our method, we employ general abilities and basic knowledge benchmarks to assess the performance in learning new tasks and preserving the original capabilities, respectively. Specifically, for the general abilities benchmarks, we include the following evaluation sets to test various abilities. (1) **Factual knowledge:** To assess the LLMs’ factual knowledge, we employ the Massive Multitask Language Understanding dataset (**MMLU**) [Hendrycks et al., 2021]. MMLU comprises a collection of questions across 57 subjects from elementary to professional difficulty levels. We report the 5-shot accuracy based on answer perplexity. (2) **Reasoning:** We utilize the test split of the Grade School Math (**GSM8K**) dataset [Cobbe et al., 2021] and Big-Bench-Hard (**BBH**) [Suzgun et al., 2023] to evaluate the reasoning abilities. We report the 8-shot accuracy and the exact match (EM) rates for GSM8K and BBH, respectively. (3) **Multilingualism:** To evaluate multilingual capabilities, we employ **TyDiQA** [Clark et al., 2020], a multilingual question-answering benchmark that covers 11 typologically diverse languages. We adopt the gold-passage setup, where a passage containing the reference answer is provided, and report the F1 score. (4) **Coding:** To evaluate the LLMs’ ability to generate functionally correct programs from docstrings, we utilize the **HumanEval** dataset [Chen et al., 2021] and report the pass@10 performance. (5) **Truthful:** We incorporate **TruthfulQA** [Lin et al., 2022] to assess the ability to avoid generating known falsehoods resulting from misconceptions or false beliefs while providing informative responses. (6) **LLM-based evaluation:** We use **AlpacaEval 2.0** [Li et al., 2023] to evaluate the instruction-following abilities. AlpacaEval is an LLM-based automatic evaluation metric. In this paper, we calculate the win rates against the GPT-4-preview-1106. We include the following three datasets for basic knowledge benchmarks to validate the basic knowledge preserved in LLMs: (1) **NaturalQuestion** [Kwiatkowski et al., 2019], (2) **TriviaQA** [Han et al., 2019], and (3) **HotpotQA** [Yang et al., 2018]

**Continual Learning.** For continual learning evaluations, following [Wang et al., 2023a], we use Overall Performance (OP) and Backward Transfer (BWT) scores as the main metrics in CL settings. In terms of the formula, after incrementally learning the  $t$ -th task, the performance on the  $i$ -th task (where  $i \leq t$ ) is denoted as  $S_{t,i}$ . The OP and BWT scores can be calculated as

$$\text{OP}_t = \frac{1}{t} \sum_{i=1}^t S_{t,i}, \quad \text{BWT}_t = \frac{1}{t} \sum_{i=1}^{t-1} (S_{t,i} - S_{i,i}). \quad (5)$$

We utilize accuracy as the primary evaluation metric for C-STANCE, FOMC, ScienceQA, NumGLUE-cm, and NumGLUE-ds. In the case of Py150, we employ similarity as the evaluation metric. Moreover, for the evaluation of MeetingBank and 20Minuten, we employ the ROUGE-L metric.

---

**Algorithm 1:** Algorithm of HFT with Category-Level Parameter Selection

---

**Input:** Pre-trained model  $\theta_0$

Initialize sequential training task  $\mathcal{T}$  with data  $\mathcal{D}_t$ , feed-forward block container FFNs=[], self-attention block container SANs=[], and layernorm block container LNs=[].

```
for  $t = 1$  to  $|\mathcal{T}|$  do
  // Set all parameters to retain gradients before each fine-tuning stage
  foreach  $param$  in  $\theta_{t-1}$  do
    |  $param.requires\_grad = True$ 
  // Omit the embedding and lm_head layer
   $mark\_layers = random.sample(transformer\_layers, len(transformer\_layers)//2)$ 
  foreach  $layer$  in  $transformer\_layers$  do
    | foreach  $param$  in  $layer$  do
      | if  $param$  belongs to FFN block then
      | |  $FFNs.append(param)$ 
      | else if  $param$  belongs to SAN block then
      | |  $SANs.append(param)$ 
      | else
      | |  $LNs.append(param)$ 
    | // For FFNs with an odd number of parameters in one layer, the number of selected parameters in
    | // half of the layers is rounded up, while the other half is rounded down.
    | if  $layer$  in  $mark\_layers$  then
    | |  $freeze\_ffn = random.sample(FFNs, \lceil len(FFNs)/2 \rceil)$ 
    | else
    | |  $freeze\_ffn = random.sample(FFNs, \lfloor len(FFNs)/2 \rfloor)$ 
    |  $freeze\_san = random.sample(SANs, len(SANs)//2)$ 
    |  $freeze\_ln = random.sample(LNs, len(LNs)//2)$ 
    | foreach  $param$  in  $freeze\_ffn, freeze\_san$  and  $freeze\_ln$  do
    | |  $param.requires\_grad = False$ 
    |  $Set\ FFNs, SANs\ and\ LNs\ to\ []$ 
  |  $Model\ training\ process\ on\ with\ dataset\ \mathcal{D}_t$ 
```

**Output:** Fine-tuned model  $\theta_{|\mathcal{T}|}$

---

### A.3 Implementation Details

Following [Iverson et al., 2023], in the SFT phase on TüLU V2, we adopt a linear-decreasing learning rate of  $2e-5$  with a 0.3 warmup ratio and train for 2 epochs. For the human preference alignment phase on UltraFeedback, we use direct preference optimization [Rafailov et al., 2023] to align the fine-tuned LLMs on TüLU V2. We use a learning rate of  $5e-7$  and a global batch size of 32. Due to the context length of 4096 used during LLAMA 2 pre-training, as referenced in the [Iverson et al., 2023] code repository issues, we set a maximum sequence length of 4096 during the SFT stage. However, due to hardware resource limitations, the maximum sequence length is reduced to 1024 during the DPO stage under LLAMA 2-13B. During the continual learning phase, following [Wang et al., 2023a], we employ a fixed learning rate of  $1e-5$  and fine-tune the eight sub-datasets for different numbers of epochs: 5, 3, 7, 5, 3, 5, 5, and 7 epochs, respectively. The global batch size for both stages is set to 128. All our experiments are conducted on one machine equipped with 8x80G Nvidia A100. Algorithm 1 introduce the detailed implementations of our proposed fine-grained selecting approach of HFT. Additionally, to evaluate the SFT and DPO models, we employ a chat format, using specialized tokens <user> and <assistant> to mark user utterances and target assistant responses, respectively. However, for HumanEval and the basic knowledge benchmarks, we use a standard language format when evaluating pre-trained models.

## B Additional Experiments

### B.1 Detailed Results of Pilot Experiments

Table 7 presents the detailed results of the experiments conducted in Section 2. We compare two additional parameter selection methods, Random and Alternate. We apply these methods to the reset

Table 7: General abilities and basic knowledge results of LLAMA 2-7B, the well-aligned model LLAMA 2-CHAT-7B, and our proposed three half-reset approaches.

	LLAMA 2-7B	LLAMA 2-CHAT-7B	Model-level Half-Reset	Layer-level Half-Reset	Category-level Half-Reset
MMLU (EM, 0-shot)	41.6	<b>47.0</b>	46.2	45.8	<u>46.7</u>
GSM (ACC, 8-shot)	12.0	<b>26.0</b>	8.0	22.0	<u>24.0</u>
BBH (EM, 0-shot)	39.9	39.2	<b>41.0</b>	39.5	<u>37.7</u>
TyDiQA (F1, 1-shot)	<b>48.4</b>	43.6	46.3	44.2	44.9
TruthfulQA (MC2, 0-shot)	38.5	<b>46.0</b>	41.7	43.1	41.7
HumanEval (Pass@10)	26.2	23.9	<b>26.8</b>	25.0	22.0
<b>General abilities average</b>	34.4	<b>37.6</b>	35.0	36.6	36.2
NaturalQuestion (EM, 0-shot)	<b>12.9</b>	7.2	8.2	11.2	10.9
TriviaQA (EM, 0-shot)	<b>40.2</b>	3.3	18.3	<u>21.3</u>	<u>21.3</u>
HotpotQA (EM, 0-shot)	<b>15.6</b>	6.6	7.4	9.9	9.0
<b>World knowledge average</b>	22.9	5.7	11.3	12.4	13.7
<b>Overall average</b>	<b>30.6</b>	27.0	27.1	28.5	<u>28.7</u>

Table 9: General abilities and basic knowledge performance of DPO stage (with HFT), which is initialized with HFT-based SFT models fine-tuned on TULU V2.

	MMLU	GSM 8K	BBH	TyDi QA	Truthful QA	Human Eval	Natural Question	Trivia QA	Hotpot QA	Average
DPO (FFT-based, 7b)	48.8	25.5	42.8	51.1	45.5	36.7	1.9	22.9	12.8	<b>32.0</b>
DPO (HFT-based, 7b)	50.7	30.5	42.8	43.9	49.8	35.1	1.0	20.4	5.9	31.1
DPO (FFT-based, 13b)	51.8	48.5	49.9	52.9	45.3	41.0	0.2	5.5	3.0	33.1
DPO (HFT-based, 13b)	55.0	45.5	51.4	53.2	49.5	42.9	0.3	4.9	4.7	<b>34.2</b>

process. The results indicate that the category-level selection approach achieves the highest average performance, which is consistent with the conclusion in follow-up training settings.

## B.2 Evaluation on AlpacaEval

As shown in Table 8, we evaluate different models on AlpacaEval 2.0. The results indicate that our method is less effective than FFT on LLAMA 2-7B. However, a reversal occurs when the model size scales up to 13b, where our approach outperforms the FFT models comprehensively. This suggests that our method has greater potential on much larger-scale LLMs, as supported by the experimental results in Table 1, which show a larger improvement of HFT compared to FFT on LLAMA 2-13B compared to LLAMA 2-7B. Interestingly, the Half-Reset method performs well on LLAMA 2-13B but shows completely different results on LLAMA 2-7B. This suggests that simply resetting half of the parameters may not provide consistent performance since the model is trained on the full set of parameters.

Table 8: Evaluation results on AlpacaEval 2.0.

Models	AlpacaEval 2.0
LLAMA 2-7B-SFT	<b>6.96</b>
LLAMA 2-7B-SFT (R)	2.98
LLAMA 2-7B-SFT (H)	5.59
LLAMA 2-7B-DPO	<b>10.68</b>
LLAMA 2-7B-DPO (R)	8.44
LLAMA 2-7B-DPO (H)	9.07
LLAMA 2-13B-SFT	8.32
LLAMA 2-13B-SFT (R)	<b>11.93</b>
LLAMA 2-13B-SFT (H)	10.43
LLAMA 2-13B-DPO	11.55
LLAMA 2-13B-DPO (R)	<b>12.55</b>
LLAMA 2-13B-DPO (H)	11.68

## B.3 Direct Preference Optimization with HFT-based Models

In Section 4.1, we initialize our DPO process with the FFT model. In this section, we investigate the performance of the DPO process when initialized with the HFT model. The experimental results



Table 10: General abilities and basic knowledge performance of the final round models fine-tuned on TRACE. We compare four different fine-tuning methods and our HFT approach on LLAMA 2-CHAT-7B and LLAMA 2-CHAT-13B.

	MMLU	GSM 8K	BBH	TyDi QA	Truthful QA	Human Eval	Natural Question	Trivia QA	Hotpot QA	Average
SeqFT-7b	35.5	3.0	24.3	39.1	42.7	0.3	10.0	23.9	14.0	21.4
GEM-7b	40.1	3.5	17.0	33.4	41.4	2.2	10.0	19.6	14.0	20.1
Replay-7b	45.9	4.5	35.2	41.6	39.6	8.5	11.6	36.1	14.2	26.4
LoraSeqFT-7b	43.3	11.0	30.7	35.5	41.7	8.8	8.7	24.7	13.4	24.2
SeqFT-7b (H)	44.1	3.5	30.8	41.1	41.8	1.6	11.3	38.9	14.4	<b>25.3</b> (+3.9)
GEM-7b (H)	45.1	5.0	32.3	34.9	43.0	2.7	10.4	35.9	13.7	<b>24.8</b> (+4.7)
Replay-7b (H)	47.9	11.0	38.8	42.6	42.5	12.7	10.7	38.4	12.9	<b>28.6</b> (+2.2)
SeqFT-13b	39.7	5.0	27.9	41.0	41.4	0.0	12.7	44.3	16.3	25.4
Replay-13b	49.0	3.5	40.1	37.7	43.1	12.0	12.5	6.7	13.3	24.2
GEM-13b	47.2	4.0	37.6	36.3	43.0	10.0	10.8	10.2	12.1	23.5
LoraSeqFT-13b	43.3	15.0	42.4	43.1	40.5	18.2	10.6	37.6	16.2	29.7
SeqFT-13b (H)	50.0	7.0	46.3	47.2	41.4	11.2	14.7	50.6	18.7	<b>31.9</b> (+6.5)
GEM-13b (H)	49.9	9.5	46.5	38.2	45.1	18.9	9.8	39.7	14.2	<b>30.2</b> (+6.7)
Replay-13b (H)	50.0	10.5	47.1	39.6	45.8	20.1	10.1	41.1	14.0	<b>30.9</b> (+2.3)

Table 11: Efficiency analysis among different ratios of trainable parameters.

Trainable Parameters (%)	8.3%	22.3%	30.6%	38.9%	50.0%	61.1%	69.4%	77.7%	91.7%	100%
Runtime (%)	48.0%	52.2%	56.4%	64.0%	68.5%	72.5%	85.1%	85.2%	89.0%	100%
$\Delta$	-52.0	-47.8	-43.6	-36.0	-31.5	-27.5	-14.9	-14.8	-11.0	0.0

are presented in Table 9. We observe that while the DPO process on the HFT model performs better in certain general abilities, such as TruthfulQA, it experiences minor losses in overall performance under LLAMA 2-7B. However, the situation is reversed in LLAMA 2-13B, where the DPO deployed on the HFT model outperforms the FFT-initialized DPO. Nonetheless, DPO equipped with HFT tends to consistently improve performance compared to DPO with FFT.

#### B.4 General Abilities and Basic Knowledge of Continual Fine-tuned Model

We also evaluate the models mentioned in Section 4.2 on general abilities and basic knowledge benchmarks. The experimental results are presented in Table 10. We observe that after 8 rounds of fine-tuning on consecutive tasks, the models fine-tuned with the HFT method consistently outperform the FFT models in terms of average performance. This further confirms the effectiveness of HFT in preserving the original capabilities of the model and mitigating catastrophic forgetting. Furthermore, although LoRA preserves more layer parameters unchanged, it still performs worse compared to HFT. We believe this may be attributed to the low-rank decomposition resulting in a limited number of trainable parameters. Merging the LoRA weights back into the original model could potentially disrupt the original parameter space to a greater extent.

#### B.5 Efficiency Analysis

We conduct a comparison of the runtime costs for different ratios of trainable parameters. Specifically, we fine-tuned LLAMA 2-7B on TULU V2 and record the total duration from the start to the end of the training program. The results in Table 11 demonstrate that, without specific optimization, all models with varying ratios of trainable parameters can reduce the training time. As expected, as the proportion of trainable parameters increases, the training duration also increases. Notably, our HFT method achieves a 31.5% reduction in training time, significantly decreasing the training cost for extremely large-scale instruction datasets.

### B.6 Detailed Results of Revisiting Embedding and LM\_Head Layers

Table 12 details the results of freezing the input and output layers. Meanwhile, Table 13 and 14 show the detailed results of the two adjacent numbers of parameter settings on TRACE.

Table 12: Detailed results on TRACE without updating embedding and lm\_head layers.

Task\Round	1	2	3	4	5	6	7	8
C-STANCE	50.1	48.0	47.2	45.8	46.4	46.2	46.3	48.0
FOMC	-	69.0	66.1	65.7	65.7	64.7	63.9	66.9
MeetingBank	-	-	37.5	34.5	34.2	32.7	31.9	33.2
Py150	-	-	-	51.2	50.3	49.8	49.2	50.8
ScienceQA	-	-	-	-	58.1	58.0	56.8	56.2
NumGLUE-cm	-	-	-	-	-	33.3	25.9	29.6
NumGLUE-ds	-	-	-	-	-	-	45.8	43.1
20Minuten	-	-	-	-	-	-	-	40.6
<b>Average</b>	<b>50.1</b>	<b>58.5</b>	<b>50.3</b>	<b>49.3</b>	<b>50.9</b>	<b>47.5</b>	<b>45.7</b>	<b>46.1</b>
<b>BWT</b>	-	-	-	-	-	-	-	<b>-2.2%</b>

### B.7 Detailed Results of Different Parameter Selection Strategies

Table 15 and 16 provide the detailed results of model-level and layer-level parameter selection strategies mentioned in Section 4.3.

Table 13: Detailed results on TRACE with 41.24% trainable parameters.

Task\Round	1	2	3	4	5	6	7	8
C-STANCE	49.2	43.7	43.2	44.2	44.2	44.4	43.7	45.1
FOMC	-	71.0	64.3	65.3	60.7	65.9	65.1	63.3
MeetingBank	-	-	46.9	37.7	35.4	39.0	38.5	36.9
Py150	-	-	-	57.9	52.6	53.6	53.6	53.4
ScienceQA	-	-	-	-	85.7	77.5	71.8	74.8
NumGLUE-cm	-	-	-	-	-	33.3	29.6	33.3
NumGLUE-ds	-	-	-	-	-	-	56.6	48.9
20Minuten	-	-	-	-	-	-	-	41.1
<b>Average</b>	<b>49.2</b>	<b>57.4</b>	<b>51.5</b>	<b>51.3</b>	<b>55.7</b>	<b>52.3</b>	<b>51.3</b>	<b>49.6</b>
<b>BWT</b>	-	-	-	-	-	-	-	<b>-5.6%</b>

Table 14: Detailed results on TRACE with 62.65% trainable parameters.

Task\Round	1	2	3	4	5	6	7	8
C-STANCE	45.3	50.8	50.9	51.4	51.3	51.4	51.1	53.3
FOMC	-	72.8	63.7	65.7	6.3	68.3	69.0	67.9
MeetingBank	-	-	48.9	41.1	38.3	41.3	41.1	40.0
Py150	-	-	-	57.3	50.3	52.8	52.9	52.9
ScienceQA	-	-	-	-	88.2	70.6	67.3	69.4
NumGLUE-cm	-	-	-	-	-	30.9	28.4	21.0
NumGLUE-ds	-	-	-	-	-	-	59.4	53.5
20Minuten	-	-	-	-	-	-	-	40.8
<b>Average</b>	<b>45.3</b>	<b>61.8</b>	<b>54.5</b>	<b>53.9</b>	<b>46.9</b>	<b>52.6</b>	<b>52.7</b>	<b>49.9</b>
<b>BWT</b>	-	-	-	-	-	-	-	<b>-5.6%</b>

### B.8 Detailed Results of TRACE

Table 17 to 30 show the detailed results of different models and approaches of each round during the continual learning on TRACE.

Table 15: Detailed results on TRACE with model-level parameter selection.

<b>Task\Round</b>	1	2	3	4	5	6	7	8
C-STANCE	49.3	49.1	48.8	50.2	50.0	48.9	48.1	49.2
FOMC	-	70.6	57.5	53.8	42.7	54.4	58.1	55.2
MeetingBank	-	-	48.9	37.8	36.5	38.2	37.3	38.9
Py150	-	-	-	57.7	55.4	55.9	54.8	55.7
ScienceQA	-	-	-	-	87.7	59.8	54.2	56.4
NumGLUE-cm	-	-	-	-	-	38.3	22.2	25.9
NumGLUE-ds	-	-	-	-	-	-	55.7	53.5
20Minuten	-	-	-	-	-	-	-	40.7
<b>Average</b>	<b>49.3</b>	<b>59.9</b>	<b>51.7</b>	<b>49.9</b>	<b>54.5</b>	<b>49.3</b>	<b>47.2</b>	<b>46.9</b>
<b>BWT</b>	-	-	-	-	-	-	-	<b>-9.2%</b>

Table 16: Detailed results on TRACE with layer-level parameter selection.

<b>Task\Round</b>	1	2	3	4	5	6	7	8
C-STANCE	50.8	41.4	44.6	46.5	47.5	48.6	48.2	49.0
FOMC	-	72.2	58.5	54.6	1.8	46.8	50.2	50.0
MeetingBank	-	-	47.1	34.7	34.5	37.2	38.6	37.1
Py150	-	-	-	56.5	53.3	53.8	54.2	54.1
ScienceQA	-	-	-	-	88.5	84.4	76.2	77.5
NumGLUE-cm	-	-	-	-	-	35.8	28.4	21.0
NumGLUE-ds	-	-	-	-	-	-	57.2	52.9
20Minuten	-	-	-	-	-	-	-	41.5
<b>Average</b>	<b>50.8</b>	<b>56.8</b>	<b>50.1</b>	<b>48.1</b>	<b>45.1</b>	<b>51.1</b>	<b>50.4</b>	<b>47.9</b>
<b>BWT</b>	-	-	-	-	-	-	-	<b>-8.3%</b>

Table 17: Detailed results on TRACE with SeqFT (start from LLAMA 2-CHAT-7B).

<b>Task\Round</b>	1	2	3	4	5	6	7	8
C-STANCE	48.5	49.7	48.5	48.3	6.7	47.4	47.2	48.7
FOMC	-	71.6	46.6	46.4	0.4	43.1	42.9	44.0
MeetingBank	-	-	49.0	39.9	40.8	37.6	34.5	37.9
Py150	-	-	-	57.0	49.2	54.5	54.2	54.0
ScienceQA	-	-	-	-	89.1	71.5	44.6	60.6
NumGLUE-cm	-	-	-	-	-	30.9	24.7	25.9
NumGLUE-ds	-	-	-	-	-	-	59.4	52.6
20Minuten	-	-	-	-	-	-	-	41.5
<b>Average</b>	<b>48.5</b>	<b>60.7</b>	<b>48.0</b>	<b>47.9</b>	<b>37.2</b>	<b>47.5</b>	<b>43.9</b>	<b>45.7</b>
<b>BWT</b>	-	-	-	-	-	-	-	<b>-10.2%</b>

Table 18: Detailed results on TRACE with SeqFT and HFT (start from LLAMA 2-CHAT-7B).

<b>Task\Round</b>	1	2	3	4	5	6	7	8
C-STANCE	49.4	47.6	45.6	46.4	47.8	49.5	49.1	49.3
FOMC	-	71.8	57.7	59.1	46.0	66.5	67.3	66.3
MeetingBank	-	-	47.4	39.1	31.2	38.6	38.4	35.7
Py150	-	-	-	57.4	52.1	54.8	55.0	55.0
ScienceQA	-	-	-	-	87.4	82.1	77.6	75.3
NumGLUE-cm	-	-	-	-	-	42.0	30.9	32.1
NumGLUE-ds	-	-	-	-	-	-	58.5	55.1
20Minuten	-	-	-	-	-	-	-	41.3
<b>Average</b>	<b>49.4</b>	<b>59.7</b>	<b>50.2</b>	<b>50.5</b>	<b>52.9</b>	<b>55.6</b>	<b>53.8</b>	<b>51.3</b>
<b>BWT</b>	-	-	-	-	-	-	-	<b>-5.6%</b>

Table 19: Detailed results on TRACE with GEM (start from LLAMA 2-CHAT-7B).

Task\Round	1	2	3	4	5	6	7	8
C-STANCE	50.0	48.9	48.4	47.7	13.0	46.5	45.7	48.1
FOMC	-	69.4	60.3	59.7	0.4	56.5	57.1	58.5
MeetingBank	-	-	49.0	40.4	38.4	38.8	34.8	39.0
Py150	-	-	-	56.7	51.2	54.0	53.6	53.8
ScienceQA	-	-	-	-	89.5	64.2	29.5	54.5
NumGLUE-cm	-	-	-	-	-	33.3	32.1	33.3
NumGLUE-ds	-	-	-	-	-	-	59.7	57.2
20Minuten	-	-	-	-	-	-	-	40.8
<b>Average</b>	<b>50.0</b>	<b>59.2</b>	<b>52.6</b>	<b>51.1</b>	<b>38.5</b>	<b>48.9</b>	<b>44.6</b>	<b>48.2</b>
<b>BWT</b>	-	-	-	-	-	-	-	<b>-7.9%</b>

Table 20: Detailed results on TRACE with GEM and HFT (start from LLAMA 2-CHAT-7B).

Task\Round	1	2	3	4	5	6	7	8
C-STANCE	50.3	49.0	47.0	48.3	50.0	50.7	50.1	51.3
FOMC	-	70.0	58.9	60.1	36.1	63.9	65.9	65.5
MeetingBank	-	-	47.5	40.2	38.2	39.2	39.0	37.9
Py150	-	-	-	57.0	53.0	55.3	55.1	54.6
ScienceQA	-	-	-	-	88.4	76.8	70.1	68.4
NumGLUE-cm	-	-	-	-	-	34.6	24.7	29.6
NumGLUE-ds	-	-	-	-	-	-	60.0	53.6
20Minuten	-	-	-	-	-	-	-	41.0
<b>Average</b>	<b>50.3</b>	<b>59.5</b>	<b>51.1</b>	<b>51.4</b>	<b>53.1</b>	<b>53.4</b>	<b>52.1</b>	<b>50.2</b>
<b>BWT</b>	-	-	-	-	-	-	-	<b>-5.9%</b>

Table 21: Detailed results on TRACE with Replay (start from LLAMA 2-CHAT-7B).

Task\Round	1	2	3	4	5	6	7	8
C-STANCE	51.7	50.1	49.4	48.2	50.6	49.7	49.9	52.0
FOMC	-	64.9	68.1	70.2	70.0	70.0	70.6	70.0
MeetingBank	-	-	43.4	48.0	46.1	46.5	46.4	44.8
Py150	-	-	-	53.9	55.0	54.1	54.0	53.5
ScienceQA	-	-	-	-	81.9	86.0	86.3	87.5
NumGLUE-cm	-	-	-	-	-	30.9	32.1	32.1
NumGLUE-ds	-	-	-	-	-	-	55.7	53.5
20Minuten	-	-	-	-	-	-	-	40.6
<b>Average</b>	<b>51.7</b>	<b>57.5</b>	<b>53.6</b>	<b>55.1</b>	<b>60.7</b>	<b>56.2</b>	<b>56.4</b>	<b>54.3</b>
<b>BWT</b>	-	-	-	-	-	-	-	<b>1.4%</b>

Table 22: Detailed results on TRACE with Replay and HFT (start from LLAMA 2-CHAT-7B).

Task\Round	1	2	3	4	5	6	7	8
C-STANCE	47.7	53.5	50.6	51.0	50.8	50.2	51.1	52.1
FOMC	-	61.1	69.4	70.8	69.8	70.2	69.4	69.8
MeetingBank	-	-	39.3	47.1	47.0	46.0	46.7	47.3
Py150	-	-	-	55.3	56.3	56.3	56.5	55.6
ScienceQA	-	-	-	-	87.3	52.2	85.0	84.8
NumGLUE-cm	-	-	-	-	-	37.0	29.6	32.1
NumGLUE-ds	-	-	-	-	-	-	48.0	50.5
20Minuten	-	-	-	-	-	-	-	40.5
<b>Average</b>	<b>47.7</b>	<b>57.3</b>	<b>53.1</b>	<b>56.1</b>	<b>62.2</b>	<b>52.0</b>	<b>55.2</b>	<b>54.1</b>
<b>BWT</b>	-	-	-	-	-	-	-	<b>+2.1%</b>

Table 23: Detailed results on TRACE with LoRASeqFT (start from LLAMA 2-CHAT-7B).

Task\Round	1	2	3	4	5	6	7	8
C-STANCE	51.6	48.1	47.4	46.9	24.1	12.0	4.1	7.9
FOMC	-	68.8	58.3	52.6	0.0	48.4	44.2	1.4
MeetingBank	-	-	45.7	10.6	5.9	1.1	2.7	3.0
Py150	-	-	-	58.6	20.8	46.8	45.2	0.4
ScienceQA	-	-	-	-	66.1	50.7	41.3	0.0
NumGLUE-cm	-	-	-	-	-	33.3	27.2	0.0
NumGLUE-ds	-	-	-	-	-	-	50.5	0.0
20Minuten	-	-	-	-	-	-	-	38.1
<b>Average</b>	<b>51.6</b>	<b>58.5</b>	<b>50.5</b>	<b>42.2</b>	<b>23.4</b>	<b>32.1</b>	<b>30.7</b>	<b>6.4</b>
<b>BWT</b>	-	-	-	-	-	-	-	<b>-45.2%</b>

Table 24: Detailed results of on TRACE with SeqFT (start from LLAMA 2-CHAT-13B).

Task\Round	1	2	3	4	5	6	7	8
C-STANCE	51.3	34.9	37.6	40.0	41.0	44.2	43.8	44.9
FOMC	-	70.0	57.5	52.6	4.2	49.0	47.2	49.8
MeetingBank	-	-	50.5	44.9	44.4	45.7	44.7	41.9
Py150	-	-	-	56.8	54.9	54.4	53.1	54.6
ScienceQA	-	-	-	-	91.3	73.5	66.1	73.9
NumGLUE-cm	-	-	-	-	-	43.2	28.4	25.9
NumGLUE-ds	-	-	-	-	-	-	62.5	59.4
20Minuten	-	-	-	-	-	-	-	41.4
<b>Average</b>	<b>51.3</b>	<b>52.5</b>	<b>48.5</b>	<b>48.6</b>	<b>47.2</b>	<b>51.7</b>	<b>49.4</b>	<b>49.0</b>
<b>BWT</b>	-	-	-	-	-	-	-	<b>-9.4%</b>

Table 25: Detailed results on TRACE with SeqFT and HFT (start from LLAMA 2-CHAT-13B).

Task\Round	1	2	3	4	5	6	7	8
C-STANCE	54.2	52.2	54.7	55.2	55.3	54.3	54.6	55.5
FOMC	-	73.4	56.7	54.6	38.3	43.1	41.9	50.2
MeetingBank	-	-	48.9	44.4	44.1	45.5	45.9	43.6
Py150	-	-	-	58.9	56.3	56.4	56.7	56.3
ScienceQA	-	-	-	-	89.7	84.3	74.5	74.6
NumGLUE-cm	-	-	-	-	-	54.3	33.3	35.8
NumGLUE-ds	-	-	-	-	-	-	64.0	59.4
20Minuten	-	-	-	-	-	-	-	40.9
<b>Average</b>	<b>54.2</b>	<b>62.8</b>	<b>53.4</b>	<b>53.3</b>	<b>56.7</b>	<b>56.3</b>	<b>53.0</b>	<b>52.0</b>
<b>BWT</b>	-	-	-	-	-	-	-	<b>-8.5%</b>

Table 26: Detailed results on TRACE with GEM (start from LLAMA 2-CHAT-13B).

Task\Round	1	2	3	4	5	6	7	8
C-STANCE	51.5	47.2	46.7	48.1	19.0	47.4	48.3	49.2
FOMC	-	70.5	59.4	60.2	0.0	60.7	58.2	61.2
MeetingBank	-	-	52.3	47.6	40.5	40.6	43.2	41.5
Py150	-	-	-	60.7	60.2	53.6	54.6	55.7
ScienceQA	-	-	-	-	92.7	78.5	30.6	60.5
NumGLUE-cm	-	-	-	-	-	43.7	33.3	33.3
NumGLUE-ds	-	-	-	-	-	-	61.7	60.2
20Minuten	-	-	-	-	-	-	-	41.8
<b>Average</b>	<b>51.5</b>	<b>58.9</b>	<b>52.8</b>	<b>54.2</b>	<b>42.5</b>	<b>54.1</b>	<b>47.1</b>	<b>50.4</b>
<b>BWT</b>	-	-	-	-	-	-	-	<b>-8.9%</b>

Table 27: Detailed results on TRACE with GEM and HFT (start from LLAMA 2-CHAT-13B).

Task\Round	1	2	3	4	5	6	7	8
C-STANCE	52.4	51.5	48.9	49.6	51.5	51.0	50.2	51.5
FOMC	-	73.4	60.8	61.9	44.4	65.3	68.9	67.2
MeetingBank	-	-	50.2	47.6	41.2	43.3	40.9	41.8
Py150	-	-	-	61.7	60.1	60.3	58.7	57.5
ScienceQA	-	-	-	-	93.0	88.7	78.9	77.7
NumGLUE-cm	-	-	-	-	-	44.4	33.3	36.7
NumGLUE-ds	-	-	-	-	-	-	61.9	55.7
20Minuten	-	-	-	-	-	-	-	40.6
<b>Average</b>	<b>52.4</b>	<b>62.5</b>	<b>53.3</b>	<b>55.2</b>	<b>58.0</b>	<b>58.8</b>	<b>56.1</b>	<b>53.6</b>
<b>BWT</b>	-	-	-	-	-	-	-	<b>-6.1%</b>

Table 28: Detailed results on TRACE with Replay (start from LLAMA 2-CHAT-13B).

Task\Round	1	2	3	4	5	6	7	8
C-STANCE	48.8	51.3	48.5	49.3	49.2	47.5	46.7	51.4
FOMC	-	62.3	70.6	72.4	71.2	71.2	70.8	73.0
MeetingBank	-	-	44.9	48.2	47.4	48.5	47.1	47.5
Py150	-	-	-	53.9	55.1	54.2	47.5	53.3
ScienceQA	-	-	-	-	89.5	91.6	90.7	89.6
NumGLUE-cm	-	-	-	-	-	45.7	29.6	30.9
NumGLUE-ds	-	-	-	-	-	-	57.5	52.3
20Minuten	-	-	-	-	-	-	-	39.7
<b>Average</b>	<b>48.8</b>	<b>56.8</b>	<b>54.7</b>	<b>56.0</b>	<b>62.5</b>	<b>59.8</b>	<b>55.7</b>	<b>54.7</b>
<b>BWT</b>	-	-	-	-	-	-	-	<b>-0.6%</b>

Table 29: Detailed results on TRACE with Replay and HFT (start from LLAMA 2-CHAT-13B).

Task\Round	1	2	3	4	5	6	7	8
C-STANCE	50.2	52.5	53.8	53.0	53.4	52.7	52.4	52.1
FOMC	-	61.3	74.2	71.2	71.8	73.2	72.4	73.6
MeetingBank	-	-	48.5	48.7	47.0	46.9	48.6	47.6
Py150	-	-	-	55.7	58.2	55.4	54.0	54.5
ScienceQA	-	-	-	-	83.3	90.0	90.1	89.7
NumGLUE-cm	-	-	-	-	-	45.7	48.1	43.2
NumGLUE-ds	-	-	-	-	-	-	60.9	57.5
20Minuten	-	-	-	-	-	-	-	41.0
<b>Average</b>	<b>50.2</b>	<b>56.9</b>	<b>58.8</b>	<b>57.2</b>	<b>62.7</b>	<b>60.7</b>	<b>60.9</b>	<b>57.4</b>
<b>BWT</b>	-	-	-	-	-	-	-	<b>+1.6%</b>

Table 30: Detailed results on TRACE with LoRASeqFT (start from LLAMA 2-CHAT-13B).

Task\Round	1	2	3	4	5	6	7	8
C-STANCE	52.4	44.4	45.1	39.0	0.0	41.8	41.1	12.4
FOMC	-	67.1	58.3	43.8	2.2	60.3	57.8	0.0
MeetingBank	-	-	47.3	11.3	18.2	14.6	3.2	12.2
Py150	-	-	-	59.2	40.0	47.7	50.0	23.6
ScienceQA	-	-	-	-	75.4	70.3	71.0	67.7
NumGLUE-cm	-	-	-	-	-	47.5	28.5	25.7
NumGLUE-ds	-	-	-	-	-	-	61.3	28.6
20Minuten	-	-	-	-	-	-	-	41.6
<b>Average</b>	<b>52.4</b>	<b>55.8</b>	<b>50.2</b>	<b>38.3</b>	<b>27.2</b>	<b>47.0</b>	<b>44.7</b>	<b>26.5</b>
<b>BWT</b>	-	-	-	-	-	-	-	<b>-30.0%</b>