

Questioning the Unknown: Optimising Multi-Agent Collaboration in Narrative-Driven Games

Qinglin Zhu^{1*}, Runcong Zhao^{1*}, Jinhua Du², Lin Gui¹, Yulan He^{1,3}

¹King's College London, ²Huawei London Research Centre, ³The Alan Turing Institute
 {qinglin.1.zhu, runcong.zhao}@kcl.ac.uk {jinhua.du}@huawei.com
 {lin.1.gui, yulan.he}@kcl.ac.uk

Abstract

We present *Questum*, a novel framework for Large Language Model (LLM)-based agents in Murder Mystery Games (MMGs). MMGs pose unique challenges, including undefined state spaces, absent intermediate rewards, and the need for strategic interaction in a continuous language domain. *Questum* addresses these complexities through a sensor-based representation of agent states, a question-targeting mechanism guided by information gain, and a pruning strategy to refine suspect lists and enhance decision-making efficiency. To enable systematic evaluation, we propose WellPlay, a dataset comprising 1,482 inferential questions across 12 games, categorised into objectives, reasoning, and relationships. Experiments demonstrate *Questum*'s capacity to achieve superior performance in reasoning accuracy and efficiency compared to existing approaches, while also significantly improving the quality of agent-human interactions in MMGs. This study advances the development of reasoning agents for complex social and interactive scenarios.

1 Introduction

Recent advancements in LLMs capable of generating human-like responses have boosted the development of LLM-based agents (Soni et al., 2023; Cherakara et al., 2023). Building on this progress, a series of studies focusing on multi-agent communications have showcased the emergence of social interactions, including cooperation (Li et al., 2024a; FAIR et al., 2022), trust (Xu et al., 2023a), deception (Wang et al., 2023), and the spread of information (Park et al., 2023). Despite these advances, building agents for Murder Mystery Games (MMGs) that intentionally interact with humans in dynamic environments remains challenging.

As shown in Figure 1, MMGs are strategic games that involve 4-12 players assuming character

*Equal contribution.

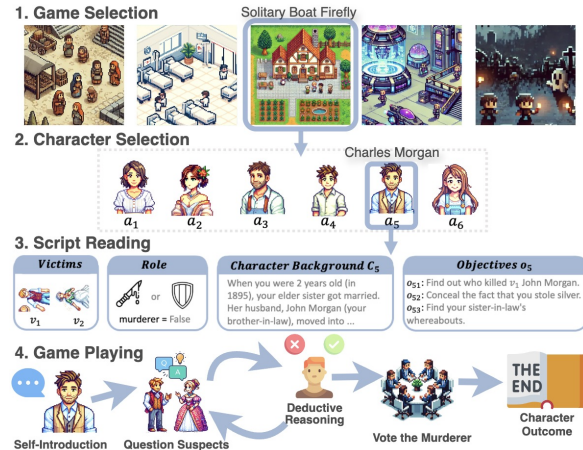


Figure 1: The murder mystery game involves players taking on roles, questioning suspects, and using deduction to identify the killer, all while pursuing their character-specific objectives.

roles with specific scripts and objectives. Gameplay unfolds through language-based negotiation and tactical coordination over n rounds, with players limited to m questions per round. The ultimate goal is to uncover the truth collaboratively while advancing individual objectives. At the end of the game, players vote on the suspected killer and evaluate their objective completion.

MMGs are script-based games in which each script can only be played once. Unlike traditional games such as Go, which have **fixed settings** and **well-defined action spaces** for searching, or Werewolves (e.g., voting results) and Avalon (e.g., mission success), which have **intermediate rewards**, MMGs lack both well-defined searching spaces and intermediate rewards in decision making.

To address these challenges, we first propose using a discrete space, which is called "sensor" to model each character to character states. Since it can be captured or updated by prompting the natural language description, we are able to explore this search space using generative Question-Answering

(**what to ask**) between agents in real time as a regular planning problem (Karaman and Frazzoli, 2011; Gammell et al., 2020). For the issue of intermediate reward in searching, we design an Information Gain (IG) based heuristic objective which aims to balance existing searching results and the expected reward for further questions. After each action, the agent evaluates whether the current information can update the character states and narrow down the range of suspects. Meanwhile, our method focuses on extracting highly suspicious characters, creating a question-target selection framework guided by IG (**who to ask**). Compared to previous work, this framework optimises the information collection path, significantly improving system efficiency.

Furthermore, current evaluation methods either focus solely on the final win/loss outcome or rely heavily on manual evaluation, which significantly limits the scope of analysis due to the high-cost (Xu et al., 2023a; Wang et al., 2023; Wu et al., 2024). For instance, Wu et al. (2024) manually designed only 56 inferential questions for 4 selected MMGs. To address the evaluation problem, we constructed a dataset, WellPlay, containing 1,482 inferential questions across 12 MMGs. These questions are categorised into three types: objective, reasoning, and relation. Including the win rate metric used in previous works, this provides a more diverse evaluation framework. We also recruited human players to interact with the agent. The results revealed that previous agents often overfit to agent-vs-agent interaction environments, exhibiting verbose and repetitive dialogues that detracted from the player experience. By integrating our goal-oriented pruner, these issues were significantly mitigated, resulting in more human-like agent behaviour and greatly enhancing player satisfaction.

In summary, we have made the following contributions: (1) We propose *Questum*, a framework using detective sensors to define and optimise the search in continuous language space. (2) We introduce an IG-based reward to address the lack of intermediate rewards, improving agent behaviour and efficiency. (3) We construct WellPlay, a dataset with 1,482 inferential questions across diverse categories, offering a more robust evaluation framework. (4) By integrating a goal-oriented pruner, we enhance agent-human interaction, reducing verbosity and improving player experience.¹

¹Our code and dataset are available at <https://github.com/alickzhu/Questum>

2 Questum

In this section, we describe the MMG settings and provide an overview of how *Questum* works.

2.1 Problem Setting

In response to the complexities of social interactions in settings such as MMGs, we have developed an innovative interactive framework tailored to such scenarios. This framework entails the creation of a set of agents $\mathcal{A} = \{a_i\}_{i=1}^{N_a}$ and a set of victims $\mathcal{V} = \{v_k\}_{k=1}^{N_v}$, where N_a and N_v denote the numbers of playable characters and victims, respectively. Each agent a_i is assigned to a character and initialised with the following:

- (1) **Role** $\mathbf{r}_i = \{r_{ik}\}_{k=1}^{N_v}$: Whether or not they are the murderer of each victim;
- (2) **Role background script** C_i : Crafted from the unique viewpoint of a_i ;
- (3) **Objectives** $\mathbf{o}_i = \{o_{ij}\}_{j=1}^{N_{o_i}}$: A set of N_{o_i} goals for agent a_i .

Game Rules are also provided to Agents as essential information. The detailed rules and procedures are provided in Appendix A.

2.2 Questum Planning Strategy

Questum approximates the search domain through sampling, and plans the shortest path to the agent’s objective by prioritising searches based on the quality of potential solutions. As illustrated in Figure 2, this framework is fundamentally composed of two key components: (1) *Search based on sensors*: *Questum* searches for the murderer based on their proximity to the ideal murderer in the language space. (2) *Approximation with a pruner*: *Questum* focuses on a subset of characters that are highly suspicious of being a murderer, and decides whom to query based on this suspect list.

In MMGs, the suspect status is $\mathbf{s}_i = [s_{ijk}]_{j=1, k=1, j \neq i}^{N_a, N_v}$, where $s_{ijk} \in [0, 1]$. Here, s_{ijk} encodes agent a_i ’s beliefs about player a_j ’s likelihood of being victim v_k ’s murderer. In our setting, s_{ijk} is set to be discrete ($\in \{0, 1\}$), representing suspect and non-suspect. While our list of suspects is finite, our actual search space $L \in \mathbb{R}^d$ (the language space) is continuous and high-dimensional, where d is potentially very large. It encompasses the dynamics of relationships, perceptions towards the agent, and hidden secrets.

Search based on sensors We map each suspect to a point in the state space L . Our search process operates continuously in the state space L ,

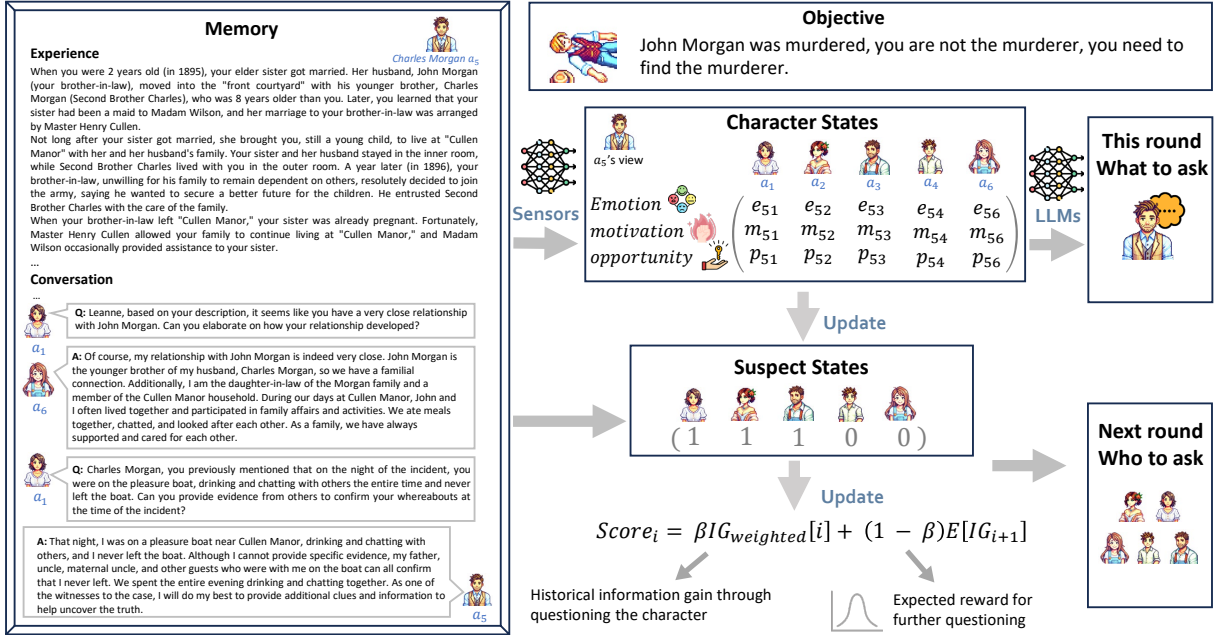


Figure 2: **Search and Approximate.** *Questum* generates questions based on character states, selecting agents to question based on past observations of critical information and the likelihood of uncovering more. The goal is to minimise the suspect list.

where character attributes such as emotions, motivations, and opportunities are represented as vectors $u_i = (e_i, m_i, p_i, \dots)$ in this multi-dimensional space. Character attributes are chosen with domain knowledge, drawing on insights from sociology (Latané, 1981; Zhao et al., 2021; Trope and Liberman, 2010). We use sensors to sample the values of these attributes for two main purposes:

1) Estimating the distance between a given suspect and the hypothetical murderer. The hypothetical murderer is assumed to be a point in the search space. At the beginning of the game, when participants lack additional information, the hypothetical murderer refers to an idealised profile that meets specific criteria across all sensor dimensions: someone with motivation, negative emotions, and the opportunity to commit the crime. As the game progresses and more available information, agents update the criteria defining the hypothetical murderer. For instance, if it is suddenly revealed that the victim's death was accidental, the murderer may no longer be expected to have a motive.

2) Exploration by generating questions. It is modelled as $q = g(u_i, X)$, where q is a newly generated question by language model g . In the inputs, X is the relevant information retrieved from the context by Retrieval-Augmented Generation (RAG) and u_i is the state representation of suspect i .

Approximation with a pruner Following the questioning step, agents receive responses from the questioned agent as well as conversational exchanges among other agents. Each agent then updates its understanding of interpersonal relationships, thereby updating character states. In human gameplay, players often form judgments regarding the scenario and focus on a subset of highly suspicious individuals. This strategic refinement process is crucial for conserving cognitive resources and enhancing the efficacy of inferential reasoning. Inspired by the human thinking process, we also enable agents to consider the suspect list.

In an MMG with N_a players, to find out who is the murderer Y of a given victim v_k , we define the entropy to be $H = -\ln(\frac{1}{n})$, where n is the number of suspects in the agent's suspect list. Based on the size of the suspect list for each round of the game, the agent can calculate the corresponding entropy. The target is to maximise this entropy. The initial entropy is $H_0 = -\ln(\frac{1}{N_a-1})$, where everyone except the agent itself, who aims to find the murderers, are all suspects, representing the uncertainty about who the murderer is at the start of the game. For each character, we have its historical IG being $IG_i = H_{i-1} - H_i$ for round i , which represents the reduction in uncertainty about the murderer's identity after receiving the sensor reading and the corresponding answer. $IG_{1:i} = [IG_1, IG_2, \dots, IG_i]$.

The weighted historical IG is:

$$IG_{weighted}[i] = \frac{\sum_k w_k \times IG_k}{\sum_k w_k} \quad (1)$$

where w_k are weights, set to $e^{-(i-k)}$.

After the search step, the agent acquires more information. However, accessing the conditional probability to update the conditional entropy $H_{i+1} = H(Y|u_i, X)$ might be challenging in closed-source platforms like ChatGPT, and open-source projects such as Llama could introduce strong bias as they usually focus on one suspect (Xu et al., 2023b). Hence, we propose a heuristic estimator based on prompting. First, we ask the LLMs to estimate the expected IG. We then convert the discrete value from the prompt to a numerical value:

$$E[IG_{i+1}] = \begin{cases} 1, & \text{if prompt returns "high"} \\ 0, & \text{if prompt returns "medium"} \\ -1, & \text{if prompt returns "low"} \end{cases} \quad (2)$$

Thus, even closed-source platforms are able to estimate conditional entropy, and the bias in open-source models is reduced by smoothing in the form of multiple-choice questions. We then combine historical and expected gain to determine the highest-scoring character to ask:

$$Score_i = \beta IG_{weighted}[i] + (1 - \beta) E[IG_{i+1}] \quad (3)$$

In addition, we also implement an ϵ -greedy strategy to choose a random character with probability ϵ , and the highest-scoring character with probability $1 - \epsilon$ to balance exploration and exploitation. This approach prevents premature convergence on a suspect and ensures a comprehensive evaluation of all potential leads. Thus, agents systematically converge on the most plausible suspects, thereby expediting the resolution of the mystery and increasing the likelihood of identifying the perpetrator within the designated number of discussion rounds. The detailed procedure is in Algorithm 1.

3 The WellPlay Dataset

Dataset We built an evaluation dataset, *WellPlay*, derived from background narratives created for MMGs (Zhao et al., 2024c). To establish a quantifiable evaluation method, we employ multiple-choice questions focusing on *factual information* to reduce controversial answers. We have recruited four annotators to label inferential questions on:

Algorithm 1: *Questum* Framework

Input: Agents $\mathcal{A} = \{a_i\}_{i=1}^{N_a}$, Victims $\mathcal{V} = \{v_k\}_{k=1}^{N_v}$, Suspicious States s , Max round n .
Output: Evaluation of Results

```

1 current_round = 0
2 while current_round ≤ n do
3     // Search based on sensors
4     for i = 1 to Na do
5         for k = 1 to Nv do
6             suspect_listik =
7                 Suspect_Generation(sik)
8             for aj in suspect_listik do
9                 question =
10                    Action_Generation(ai, aj, vk)
11                answer = Reply(ai)
12
13 // Approximation with a pruner
14 for i = 1 to Na do
15     for k = 1 to Nv do
16         sik =
17             Update_Suspicious_State(ai, aj, vk)
18
19 current_round += 1

```

(1) *Objective*. Including shared objectives, such as identifying the perpetrator(s), and individual objectives, such as determining who steals the wallet, for each character in the game.

(2) *Reasoning*. This entails questions that delve into the reasoning behind provided answers, relating to agents’ objectives, including: Who; What (the nature of the incident, such as murder, theft, or disappearance); When (the time of the incident); Where (the location of the incident); Cause (e.g., shooting, poisoning, stabbing); Motive (e.g., crime of passion, vendetta, or manslaughter).

(3) *Relations*. This includes interpersonal relationships between victims and others, as well as relationships among suspects, with labels adapted from the Conan dataset (Zhao et al., 2024c).

WellPlay encompasses 12 MMGs, comprising a total of 1,482 evaluation questions. On average, each game features 5.67 agents and 1.75 victims (see Table 1). More details of the dataset and annotating schema are in Appendix B.

4 Experiments

4.1 Experimental Setup

We conducted experiments with GPT-3.5 for conversation and the GPT Embedding Model for memory retrieval via the Azure API², using gpt-35-turbo-16k 0613 and text-embedding-ada-002. To minimise randomness, we conducted the evaluation

²<https://learn.microsoft.com/en-us/azure/ai-services/openai/concepts/models>

MMG	#Agents	#Victims	#token(CN)		#token(EN)		Question			
			avg	overall	avg	overall	Objective	Reasoning	Relations	overall
<i>Death Wears White</i>	9	1	3,191	28,716	1,742	15,681	10	102	72	184
<i>Ghost Revenge</i>	7	3	5,488	38,415	3,960	27,723	19	152	69	240
<i>Danshui Villa</i>	7	2	5,111	35,779	3,339	23,370	12	128	63	203
<i>Unfinished Love</i>	7	2	2,501	17,507	1,652	11,562	12	61	72	145
<i>Cruise Incident</i>	5	1	1,263	6,313	808	4,040	4	24	30	58
<i>Sin</i>	4	1	2,121	8,485	1,378	5,512	3	20	21	44
<i>Deadly Fountain</i>	4	1	1,852	7,410	1,194	4,775	3	21	12	36
<i>Unbelievable Incident</i>	5	1	3,182	15,912	2,012	10,062	4	24	15	43
<i>Desperate Sunshine</i>	4	1	3,370	13,481	2,219	8,874	3	18	36	57
<i>Riverside Inn</i>	4	1	1,910	7,638	1,257	5,028	3	18	18	39
<i>Solitary Boat Firefly</i>	6	4	8,894	53,362	6,874	41,244	20	109	69	198
<i>Manna</i>	6	3	9,028	54,169	6,492	38,954	24	123	88	235
Avg	5.67	1.75	3,993	23,932	2,744	16,402	9.75	66.67	47.08	125.50
Sum	68	21	47,911	287,187	32,927	196,825	117	800	565	1482

Table 1: Dataset Statistics. *Agents* is the count of players, *Victims* is the number of victims, *#token(CN)* and *#token(EN)* are the token counts in the Chinese and English dataset versions, respectively. *Avg* shows the average script length per character, *Overall* is the total script token count, and *Question* enumerates the number of questions by types. The number of evaluation questions varies based on script complexity, with more complex scripts generating a larger volume of questions.

experiments 3 times and reported the average and standard deviation. In this paper, we focus on the strategy for the good camp. The murderer agent’s questioning strategy mirrors that of other agents, with an added prompt instructing it to act as if it is not the murderer while questioning others.

4.2 Evaluation Metrics

For evaluation, we adopt the following metrics:

Win Rate: Every player, including the murderer, can vote, and the player with the majority number of votes ($\geq 50\%$) is eliminated. Murderers always vote for others instead of themselves. If the true murderer is voted out, the game is considered a victory for the identifying players.

Question Accuracy: The accuracy of agents’ answers to three types of questions—Objective, Reasoning, and Relations—and Overall, where Overall represents the combined accuracy across all question types to provide a comprehensive evaluation of the agents’ performance. This metric is used in both Agent-vs-Agent and Human-vs-Agent evaluations to measure agents’ ability to answer inferential questions correctly.

4.3 Baselines

For baselines, we compare our approach with other multi-agent algorithms designed for multiplayer deduction games. Although some methods were not designed for MMGs, they are the most relevant and adaptable frameworks in this relatively new area of LLM-based multi-agent games.

(1) *Werewolf* (Xu et al., 2023a). Werewolf is another multi-agent game, where players identify werewolves through group discussion. Questions are chosen from a role-specific predefined list to facilitate game progression, alongside questions generated based on the current scenario. We adapt its pre-set game instructions and role-specific information to MMGs settings. (2) *Objective-Guided Chain of Thought* (O-CoT) (Park et al., 2023; Zhao et al., 2024b). Agents think, reflect, and choose who and what to ask based on their objectives. We use the framework from previous works, only replacing the agents’ objectives with those set in MMGs. (3) *ThinkThrice* (Wu et al., 2024). Designed for MMGs, agents craft questions from retrieved memory and the current scenario. (4) *Personal Perspective* (PP). For a more comprehensive comparison, we also assess the performance of agents who do not actively participate in the game but make their final decisions only based on their script. (5) *Omniscient Perspective* (OP). Agents do not actively participate but make their final decisions based on all agents’ scripts.

To account for the zero-sum nature of MMGs, where it would be hard to tell if agents can identify the murderer due to their good performance or the poor performance of their competitor, we fix the murderer’s framework in all experiments (including baselines and *Questum*). The implementation details, model comparison, information on sensors, method to calculate the Overall, and prompts are provided in Appendix C.

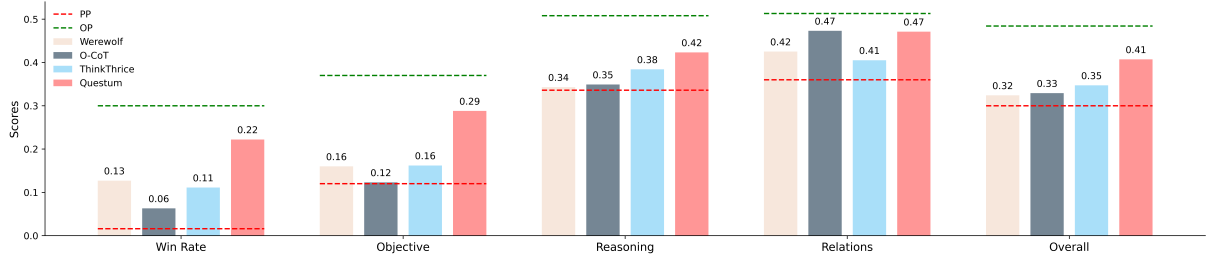


Figure 3: Compare the performance of agents with other multi-agent algorithms designed for multiplayer deduction games. The Personal Perspective (PP) is designed to represent the *starting point* for searching. The Omniscient Perspective (OP) measures performance when agents have access to all agents’ scripts, representing the *ideal search endpoint*.

4.4 Agent-vs-Agent Evaluation

In this section, we evaluate agent performance in an Agent-vs-Agent setting to compare their decision-making processes against competitive baselines. Figure 3 presents the average of agents’ performance across 12 unique games of varying complexity and settings as detailed in our results table (Table 2). *Questum* shows superior performance compared to other baselines across all evaluation questions, demonstrating its enhanced understanding of the search space through interactions with other agents. Notably, *Questum* significantly outperforms others in Objective Questions. The OP setting, where agents have access to the scripts of all agents without interacting with them, generally yields better performance compared to all other methodologies. It represents the ideal “*search*” endpoint. However, in practice, its effectiveness is often limited by the deductive capabilities of the underlying base model, which reflects the upper limit of the “*approximate*” ability of the given base model. This showcases the “*approximate*” ability of *Questum* in refining information and dynamically narrowing down the search domain to achieve the target objective. Since the PP and OP settings do not involve active participation in the game, we consider them as indicators of the *starting point* and *endpoint* that can be achieved through search.

The results demonstrate that *Questum* outperforms all baseline agents in reasoning and relations, showcasing its superior “*search*” ability. The larger performance gap in objective questions for other baselines reveals a critical limitation: an inability to effectively utilise the collected information to reach correct conclusions or achieve game-specific goals. This highlights the importance of not only gathering relevant information but also efficiently processing and applying it to attain the

desired objectives.

We also evaluate the performance of our framework on English scripts and open-source LLMs in Appendix D. The detailed dialogue history and evaluation records are available in the GitHub link provided previously.

4.5 Agent-vs-Human Evaluation

In the Agent-vs-Human Evaluation, we identified significant limitations of traditional evaluation methods used in agent for games, which were primarily designed for Agent-vs-Agent Evaluation and focused solely on achieving victory. While effective in assessing agents’ strategic and reasoning abilities, these methods fall short when considering human players as the end-users of the system. For instance, previous approaches often resulted in repetitive and meaningless conversations, which human players found unengaging and boring. To illustrate these limitations, we provide specific examples in Appendix E, drawn from dialogues that occurred during games involving human participants.

To address this, we extended our evaluation by incorporating a player-centric perspective. In addition to the performance metrics used in Agent-vs-Agent Evaluation, we distributed a survey to human participants to capture their gameplay experience and satisfaction levels. This allowed us to assess *Questum*’s suitability not only as a strategic agent but also as a companion for human players in interactive settings. The metrics include:

Story Advancement: Measures the agent’s effectiveness in gathering relevant information and advancing the game’s plot in a meaningful way. Higher scores indicate that the interactions were productive and kept the game engaging.

Question Quality: Evaluates the relevance and depth of the questions posed by the agent. This met-

Script	Evaluation	Werewolf	O-CoT	ThinkThrice	Questum
<i>Death Wears White</i> (9 players, 1 victim)	Win Rate	.000±.000	.000±.000	.000±.000	.000±.000
	Objective	.033±.047	.067±.047	.067±.047	.033±.047
	Reasoning	.258±.024	.324±.014	.327±.012	.356±.030
	Relations	.421±.024	.458±.041	.384±.026	.435±.017
<i>Ghost Revenge</i> (7 players, 3 victims)	Win Rate	.222±.157	.111±.157	.000±.000	.333±.000
	Objective	.193±.066	.158±.043	.193±.025	.333±.066
	Reasoning	.307±.008	.322±.019	.377±.022	.353±.016
	Relations	.314±.018	.295±.018	.353±.025	.353±.018
<i>Danshui Villa</i> (7 players, 2 victims)	Win Rate	.000±.000	.000±.000	.000±.000	.000±.000
	Objective	.083±.000	.111±.039	.194±.039	.111±.079
	Reasoning	.286±.027	.286±.019	.310±.004	.286±.004
	Relations	.312±.027	.369±.045	.259±.015	.296±.075
<i>Unfinished Love</i> (7 players, 2 victims)	Win Rate	.000±.000	.000±.000	.000±.000	.500±.000
	Objective	.083±.118	.028±.039	.000±.000	.333±.068
	Reasoning	.443±.023	.420±.035	.481±.039	.536±.028
	Relations	.472±.034	.519±.036	.514±.020	.560±.007
<i>Cruise Incident</i> (5 players, 1 victim)	Win Rate	.667±.471	1.000±.000	.667±.471	1.000±.000
	Objective	.417±.118	.500±.000	.583±.312	.667±.236
	Reasoning	.458±.068	.444±.086	.458±.059	.528±.052
	Relations	.367±.082	.422±.042	.411±.016	.422±.016
<i>Sin</i> (4 players, 1 victim)	Win Rate	.333±.471	.000±.000	.000±.000	.667±.471
	Objective	.333±.272	.000±.000	.000±.000	.444±.314
	Reasoning	.650±.108	.467±.024	.533±.047	.550±.041
	Relations	.333±.067	.571±.067	.413±.090	.492±.022
<i>Deadly Fountain</i> (4 players, 1 victim)	Win Rate	.000±.000	.000±.000	.000±.000	.000±.000
	Objective	.000±.000	.000±.000	.000±.000	.000±.000
	Reasoning	.381±.000	.444±.098	.508±.022	.587±.022
	Relations	.250±.068	.194±.039	.222±.039	.333±.068
<i>Unbelievable Incident</i> (5 players, 1 victim)	Win Rate	.000±.000	.000±.000	.000±.000	.000±.000
	Objective	.083±.118	.000±.000	.000±.000	.083±.118
	Reasoning	.431±.052	.278±.071	.194±.071	.472±.020
	Relations	.622±.083	.733±.109	.289±.126	.533±.054
<i>Desperate Sunshine</i> (4 players, 1 victim)	Win Rate	.000±.000	.000±.000	.667±.471	1.000±.000
	Objective	.333±.000	.111±.157	.556±.157	.778±.157
	Reasoning	.537±.026	.630±.094	.759±.052	.741±.069
	Relations	.491±.094	.574±.035	.491±.047	.556±.068
<i>Riverside Inn</i> (4 players, 1 victim)	Win Rate	.083±.118	.000±.000	.083±.118	.250±.204
	Objective	.117±.024	.117±.062	.117±.094	.383±.062
	Reasoning	.248±.013	.312±.022	.281±.011	.373±.017
	Relations	.531±.014	.541±.038	.483±.030	.589±.071
<i>Solitary Boat Firefly</i> (6 players, 4 victims)	Win Rate	.222±.157	.000±.000	.000±.000	.000±.000
	Objective	.250±.090	.181±.039	.181±.039	.250±.034
	Reasoning	.409±.004	.369±.044	.453±.008	.539±.027
	Relations	.473±.028	.568±.048	.439±.033	.542±.027
<i>Manna</i> (6 players, 3 victims)	Win Rate	.000±.000	.000±.000	.667±.471	.333±.471
	Objective	.111±.157	.000±.000	.556±.157	.444±.157
	Reasoning	.463±.052	.420±.026	.593±.026	.648±.069
	Relations	.444±.045	.407±.069	.333±.045	.444±.045
Overall	Win Rate	.127±.059	.063±.022	.111±.045	.222±.081
	Objective	.160±.020	.123±.008	.162±.024	.288±.021
	Reasoning	.343±.006	.349±.012	.384±.002	.423±.009
	Relations	.425±.008	.473±.010	.405±.006	.471±.009
	Overall	.324±.004	.329±.008	.347±.006	.407±.006

Table 2: Results of Agent-vs-Agent Evaluation. An “*” indicates statistical significance under the two-sample t-test with a significance level of $\alpha = 0.05$, comparing it with the second-best model. More detailed data is provided in Table 8.

ric ensures that the questions contribute to the narrative and help uncover critical information, avoiding redundancy or triviality.

Response Quality: Assesses the accuracy and informativeness of the agent’s responses. Higher scores indicate that the agent provided clear and valuable information to the human players.

Response Speed: Represents how quickly the agent interacts, ensuring timely response for a smooth and engaging gameplay experience.

Role Immersion: Assesses how well the agent embodies its character’s personality, emotions, and background to create a believable experience.

All scores are based on discrete 1-5 scales, where

Evaluation	Werewolf	O-CoT	ThinkThrice	Questum
Win Rate	.111±.157	.333±.132	.333±.048	.667±.085
Objective	.222±.091	.333±.045	.296±.052	.556±.091
Reasoning	.678±.028	.644±.028	.684±.008	.723±.035
Relations	.745±.028	.797±.040	.745±.028	.843±.042
Overall	.608±.006	.619±.023	.625±.009	.717±.038

Table 3: Performance comparison of different algorithms against human players.

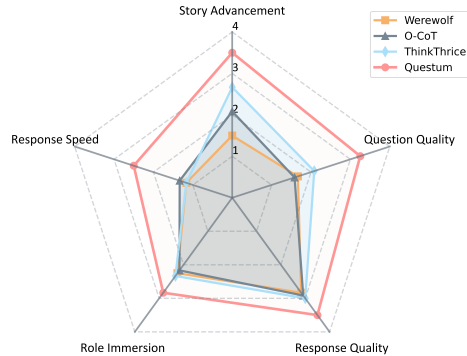


Figure 4: Results of Agent-vs-Human Evaluation using Human-Centric metrics. The detailed data can be found in Table 6.

higher scores are better. The specific scoring criteria can be found in Table 7. Details about the setups (e.g., recruitment of players, gameplay conditions, and tasks) can be found in Appendix B.5.

As shown in Table 3 (results against human players) and Figure 4 (Human-Centric metrics), *Questum* not only surpassed the baseline models in strategic and reasoning-oriented evaluation but also demonstrated superior performance in human-centric dimensions. These results indicate that *Questum* effectively balances tactical prowess with narrative engagement, delivering more satisfying gameplay experiences for human participants.

4.6 Efficiency and Cost Analysis

As shown in Figure 5, we delve into the efficiency and cost analysis across various methodologies for agent interaction in MMGs. The costs are presented in actual monetary values (US Dollars) associated with the use of Azure API, providing a direct measure of the computational expense.³

We can see that Werewolf is relatively efficient to run, as it is partly based on preset instructions, which saves steps. In comparison, O-CoT is the most expensive one, as it needs to think about what to do step by step based on its objectives. *Ques-*

³Billing method details are available on the website <https://azure.microsoft.com/en-gb/pricing/details/cognitive-services/openai-service/>.

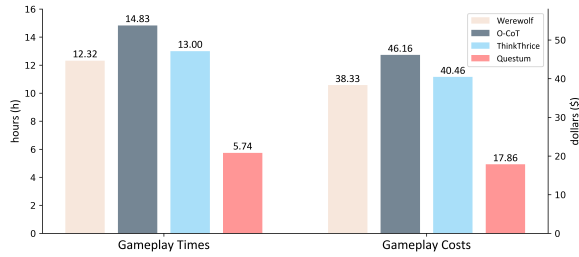


Figure 5: Comparison of time (hours) and costs (\$) for calling OpenAI API across multi-agent algorithms in MMG settings.

tum stands out for its cost-efficiency and performance. By employing the Action Space Refinement strategy, *Questum* minimises unnecessary API calls, concentrating its investigative efforts on the most suspicious characters. This focus significantly reduces the computational resources required, thereby lowering the overall cost of operations. This strategic optimisation is evident across all scripts, with *Questum* consistently registering lower costs in comparison to its counterparts during the Gameplay phase. The trend in time efficiency mirrors that of the monetary cost, with similar patterns observed across the methodologies.

4.7 Ablation Studies

We conducted comprehensive ablation studies to evaluate the effectiveness of the key components of our approach. Removing the Pruner or Sensor modules adversely affected both performance and cost reduction, confirming their utility; results are provided in Table 12. Additionally, we experimented with different sensor configurations and numbers of rounds/questions, results are shown in Figure 7. Our analyses revealed that a carefully chosen subset of three sensors strikes a balance between performance gains and computational costs and that around three rounds of interaction with one question per round is near-optimal. These experimental setups, alongside full performance comparisons and in-depth evaluations, are presented in the Appendix D.3.

5 Related Works

Multi-Agent Interaction Multi-agent reinforcement learning marking significant progress in complex games (Lanctot et al., 2017; Perolat et al., 2022; Bakhtin et al., 2023). However, these methods often require extensive computational resources and lack linguistic communication capabil-

ities. With the emergence of LLMs, there’s a shift of focus towards improving multi-agent language communication, evidenced by advancements in various games and scenarios, such as werewolf (Xu et al., 2023a), avalon (Wang et al., 2023; Shi et al., 2024), interactive narrative (Zhao et al., 2024b), MMGs (Wu et al., 2024), and survival games (Toy et al., 2024). Exemplified by AlphaGo (Silver et al., 2017), self-play learning frameworks (Fu et al., 2023; Chen et al., 2024) are proposed to improve LLMs’ performance. Compared to classic methods (Wang and Shen, 2024), LLMs based methods can perform inference across a wider variety of scenarios (Lin et al., 2023), even with some ability of theory of mind (Zhou et al., 2023) to infer other agent’s mental states. However, the inherit biases that can potentially limit their inferential abilities (Xie et al., 2023; Chuang et al., 2024; Wang et al., 2024). Works have also explored utilising LLMs as the environment (Zhang et al., 2024) or update actions (Zhao et al., 2024a) for agents.

Optimisation for Complicated Tasks Alignment through human feedback offers more consistent training compared to reinforcement learning (Liang et al., 2024), but obtaining this feedback can be expensive. Therefore, approaches like self-instruct (Wang et al., 2022; Liu et al., 2023), self-reflect (Yao et al., 2023), self-alignment (Sun et al., 2023; Li et al., 2024b), and few-shot planning (Song et al., 2023), have been introduced. These approaches was also adapted to search for optimal tools (Du et al., 2024), and interact with grounded environments (Ouyang and Li, 2023; Ismail et al., 2024). We were also inspired by stochastic search methods for robots in planning optimal strategies in complex environments (Gammell et al., 2020; Liang et al., 2024), shares many similarities with optimisation tasks for agents (Singh et al., 2023).

6 Conclusion

This study introduces *Questum*, a framework that tackles the challenges of LLM-driven agents in MMGs through sensor-based modeling, information gain-driven questioning, and suspect pruning. With the WellPlay dataset enabling robust evaluation, *Questum* demonstrates superior reasoning, efficiency, and human-like interaction quality. These advancements pave the way for more effective and engaging AI systems in dynamic multi-agent scenarios.

Limitation

Annotation Scope Murder Mystery Games are built on intricately written human-authored stories, featuring dense plots, complex character relationships, and unexpected twists to enhance gameplay. These characteristics make annotation particularly challenging, explaining the scarcity of labeled datasets for MMGs. Existing resources include only 56 inferential questions across 4 selected MMGs.

While this dataset is still insufficient for training due to the task’s inherent complexity—and the impracticality of creating a large dataset for such scenarios—we believe it adequately demonstrates the effectiveness of our methodology. Future research could explore synthetic data generation with enhanced quality control to further expand the dataset.

Generalisation Across Domains While the proposed framework demonstrates strong performance for MMGs, its generalisability to other multi-agent or language-driven tasks has not been fully explored. Applying this approach to domains with different interaction dynamics or less structured narratives may require substantial modifications.

Future research could extend the framework to other multi-agent scenarios, such as collaborative storytelling, negotiation games, or real-world applications like customer service. Domain adaptation techniques could help refine the framework for broader use cases.

Resource Dependence The framework depends on powerful LLMs for sensor-based reasoning and question generation, which can be resource-intensive. Scaling this approach to larger or real-time systems may require additional computational and memory resources, limiting accessibility for smaller-scale applications.

Efforts to optimise computational efficiency, such as caching mechanisms, or lightweight models for real-time applications, could make the framework more accessible and scalable.

Ethics Statement

Please note that MMGs and our WellPlay dataset, created to assess agents’ behaviors in MMGs, may include descriptions of violent events, actions, or characters. This content is included solely for academic, research, and narrative analysis purposes. It is not meant to glorify or trivialise violence in

any form. We have informed annotators about the potential exposure to violent content. Users or researchers intending to use this dataset should be aware of this potential exposure and are advised to engage with the dataset in a professional and responsible manner. This dataset is unsuitable for minors and those sensitive to such content.

Acknowledgments

This work was supported in part by the UK Engineering and Physical Sciences Research Council through a New Horizons grant (EP/X019063/1) and a Turing AI Fellowship (grant no. EP/V020579/1, EP/V020579/2).

References

- Anton Bakhtin, David J Wu, Adam Lerer, Jonathan Gray, Athul Paul Jacob, Gabriele Farina, Alexander H Miller, and Noam Brown. 2023. [Mastering the game of no-press diplomacy via human-regularized reinforcement learning and planning](#). In *the 11th International Conference on Learning Representations*. ICLR Press.
- Zixiang Chen, Yihe Deng, Huizhuo Yuan, Kaixuan Ji, and Quanquan Gu. 2024. [Self-play fine-tuning converts weak language models to strong language models](#). *CoRR*, abs/2401.01335.
- Neeraj Cherakara, Finny Varghese, Sheena Shabana, Nivan Nelson, Abhiram Karukayil, Rohith Kulothungan, Mohammed Afil Farhan, Birthe Nettet, Meriam Moujahid, Tanvi Dinkar, Verena Rieser, and Oliver Lemon. 2023. [Furchat: An embodied conversational agent using llms, combining open and closed-domain dialogue with facial expressions](#). In *Proceedings of the 24th Annual Meeting of the Special Interest Group on Discourse and Dialogue*, page 588–592. Association for Computational Linguistics.
- Yun-Shiuan Chuang, Agam Goyal, Nikunj Harlalka, Siddharth Suresh, Robert Hawkins, Sijia Yang, Dhavan Shah, Junjie Hu, and Timothy T. Rogers. 2024. [Simulating opinion dynamics with networks of llm-based agents](#). *CoRR*.
- Yu Du, Fangyun Wei, and Hongyang Zhang. 2024. [Any-tool: Self-reflective, hierarchical agents for large-scale api calls](#). *CoRR*, abs/2402.04253.
- Meta Fundamental AI Research Diplomacy Team FAIR, Anton Bakhtin, Noam Brown, Emily Dinan, Gabriele Farina, Colin Flaherty, Daniel Fried, Andrew Goff, Jonathan Gray, Hengyuan Hu, Athul Paul Jacob, Mojtaba Komeili, Karthik Konath, Minae Kwon, Adam Lerer, Mike Lewis, Alexander H. Miller, Sasha Mitts, Adithya Renduchin-tala, Stephen Roller, Dirk Rowe, Weiyang Shi, Joe Spisak, Alexander Wei, David Wu, Hugh Zhang, and Markus Zijlstra. 2022. [Human-level play in the game of diplomacy by combining](#)

- language models with strategic reasoning. *Science*, 378:1067–1074.
- Yao Fu, Hao Peng, Tushar Khot, and Mirella Lapata. 2023. [Improving language model negotiation with self-play and in-context learning from ai feedback](#). In *Advances in Neural Information Processing Systems*, volume 36. Curran Associates, Inc.
- Jonathan D. Gammell, Timothy D. Barfoot, and Siddhartha S. Srinivasa. 2020. [Batch informed trees \(bit*\): Informed asymptotically optimal anytime search](#). *Int. J. Robotics Res.*, 39(5).
- Seif Ismail, Antonio Arbues, Ryan Cotterell, René Zurbügg, and Carmen Amo Alonso. 2024. [Narrate: Versatile language architecture for optimal control in robotics](#). *CoRR*.
- Sertac Karaman and Emilio Frazzoli. 2011. [Sampling-based algorithms for optimal motion planning](#). *Int. J. Robotics Res.*, 30(7):846–894.
- Marc Lanctot, Vinicius Zambaldi, Audrunas Gruslys, Angeliki Lazaridou, Karl Tuyls, Julien Perolat, David Silver, and Thore Graepel. 2017. [A unified game-theoretic approach to multiagent reinforcement learning](#). In *Advances in Neural Information Processing Systems*, volume 30. Curran Associates, Inc.
- Bibb Latané. 1981. [The psychology of social impact](#). *American Psychologist*, 36:343–356.
- Guohao Li, Hasan Abed Al Kader Hammoud, Hani Itani, Dmitrii Khizbullin, and Bernard Ghanem. 2024a. [Camel: Communicative agents for "mind" exploration of large language model society](#). *CoRR*, abs/2303.17760.
- Yuhui Li, Fangyun Wei, Jinjing Zhao, Chao Zhang, and Hongyang Zhang. 2024b. [Rain: Your language models can align themselves without finetuning](#). In *the 12th International Conference on Learning Representations*. ICLR Press.
- Jacky Liang, Fei Xia, Wenhao Yu, Andy Zeng, Montserrat Gonzalez Arenas, Maria Attarian, Maria Bauza, Matthew Bennice, Alex Bewley, Adil Dostmohamed, Chuyuan Kelly Fu, Nimrod Gileadi, Marissa Giustina, Keerthana Gopalakrishnan, Leonard Hasenclever, Jan Humplik, Jasmine Hsu, Nikhil Joshi, Ben Jyenis, Chase Kew, Sean Kirmani, Tsang-Wei Edward Lee, Kuang-Huei Lee, Assaf Hurwitz Michaely, Joss Moore, Ken Oslund, Dushyant Rao, Allen Ren, Baruch Tabanpour, Quan Vuong, Ayzaan Wahid, Ted Xiao, Ying Xu, Vincent Zhuang, Peng Xu, Erik Frey, Ken Caluwaerts, Tingnan Zhang, Brian Ichter, Jonathan Tompson, Leila Takayama, Vincent Vanhoucke, Izhak Shafran, Maja Mataric, Dorsa Sadigh, Nicolas Heess, Kanishka Rao, Nik Stewart, Jie Tan, and Carolina Parada. 2024. [Learning to learn faster from human feedback with language model predictive control](#). *CoRR*.
- Bill Yuchen Lin, Yicheng Fu, Karina Yang, Faeze Brahman, Shiyu Huang, Chandra Bhagavatula, Prithviraj Ammanabrolu, Yejin Choi, and Xiang Ren. 2023. [Swiftsage: A generative agent with fast and slow thinking for complex interactive tasks](#). In *Advances in Neural Information Processing Systems*, volume 36. Curran Associates, Inc.
- Xiao Liu, Hao Yu, Hanchen Zhang, Yifan Xu, Xuanyu Lei, Hanyu Lai, Yu Gu, Hangliang Ding, Kaiwen Men, Kejuan Yang, Shudan Zhang, Xiang Deng, Aohan Zeng, Zhengxiao Du, Chenhui Zhang, Sheng Shen, Tianjun Zhang, Yu Su, Huan Sun, Minlie Huang, Yuxiao Dong, and Jie Tang. 2023. [Agent-bench: Evaluating llms as agents](#). *CoRR*.
- Siqi Ouyang and Lei Li. 2023. [Autoplan: Automatic planning of interactive decision-making tasks with large language models](#). In *Proceedings of the Findings of the Association for Computational Linguistics*, page 3114–3128. Association for Computational Linguistics.
- Joon Sung Park, Joseph C. O’Brien, Carrie J. Cai, Meredith Ringel Morris, Percy Liang, and Michael S. Bernstein. 2023. [Generative agents: Interactive simulacra of human behavior](#). In *the 36th Annual ACM Symposium on User Interface Software and Technology*, page 1–22. Association for Computing Machinery.
- Julien Perolat, Bart de Vylder, Daniel Hennes, Eugene Tarassov, Florian Strub, Vincent de Boer, Paul Muller, Jerome T. Connor, Neil Burch, Thomas Anthony, Stephen McAleer, Romuald Elie, Sarah H. Cen, Zhe Wang, Audrunas Gruslys, Aleksandra Malysheva, Mina Khan, Sherjil Ozair, Finbarr Timbers, Toby Pohlen, Tom Eccles, Mark Rowland, Marc Lanctot, Jean-Baptiste Lespiau, Bilal Piot, Shayegan Omidshafiei, Edward Lockhart, Laurent Sifre, Nathalie Beauguerlange, Remi Munos, David Silver, Satinder Singh, Demis Hassabis, and Karl Tuyls. 2022. [Mastering the game of stratego with model-free multiagent reinforcement learning](#). *Science*, 10.
- Zijing Shi, Meng Fang, Shunfeng Zheng, Shilong Deng, Ling Chen, and Yali Du. 2024. [Cooperation on the fly: Exploring language agents for ad hoc teamwork in the avalon game](#). *CoRR*, abs/2312.17515.
- David Silver, Julian Schrittwieser, Karen Simonyan, Ioannis Antonoglou, Aja Huang, Arthur Guez, Thomas Hubert, Lucas Baker, Matthew Lai, Adrian Bolton, Yutian Chen, Timothy Lillicrap, Fan Hui, Laurent Sifre, George van den Driessche, Thore Graepel, and Demis Hassabis. 2017. [Mastering the game of stratego with model-free multiagent reinforcement learning](#). *Nature*, 550:354–359.
- Ishika Singh, Valts Blukis, Arsalan Mousavian, Ankit Goyal, Danfei Xu, Jonathan Tremblay, Dieter Fox, Jesse Thomason, and Animesh Garg. 2023. [Prog-prompt: program generation for situated robot task planning using large language models](#). *Autonomous Robots*, 47:999–1012.
- Chan Hee Song, Jiaman Wu, Clayton Washington, Brian M. Sadler, Wei-Lun Chao, and Yu Su. 2023.

- Llm-planner: Few-shot grounded planning for embodied agents with large language models. In *Proceedings of the IEEE/CVF International Conference on Computer Vision*. Institute of Electrical and Electronics Engineers Inc.
- Nikita Soni, H. Andrew Schwartz, João Sedoc, and Niranjan Balasubramanian. 2023. Large human language models: A need and the challenges. *CoRR*.
- Zhiqing Sun, Yikang Shen, Qinzhong Zhou, Hongxin Zhang, Zhenfang Chen, David Daniel Cox, Yiming Yang, and Chuang Gan. 2023. Principle-driven self-alignment of language models from scratch with minimal human supervision. In *Advances in Neural Information Processing Systems*, volume 36. Curran Associates, Inc.
- Jason Toy, Josh MacAdam, and Phil Tabor. 2024. Metacognition is all you need? using introspection in generative agents to improve goal-directed behavior. *CoRR*, abs/2401.10910.
- Yaacov Trope and Nira Liberman. 2010. Construal-level theory of psychological distance. *Psychol Rev*, 117:440–463.
- Shenzhi Wang, Chang Liu, Zilong Zheng, Siyuan Qi, Shuo Chen, Qisen Yang, Andrew Zhao, Chaofei Wang, Shiji Song, and Gao Huang. 2023. Avalon’s game of thoughts: Battle against deception through recursive contemplation. *CoRR*, abs/2310.01320.
- Yizhong Wang, Yeganeh Kordi, Swaroop Mishra, Alisa Liu, Noah A. Smith, Daniel Khashabi, and Hannaneh Hajishirzi. 2022. Self-instruct: Aligning language model with self generated instructions. In *the 61st Annual Meeting of the Association for Computational Linguistics*. Association for Computational Linguistics.
- Zezhong Wang, Luyao Ye, Hongru Wang, Boyang Xue, Yiming Du, Bin Liang, and Kam-Fai Wong. 2024. Fine-tuning after prompting: an explainable way for classification. In *Proceedings of the 10th SIGHAN Workshop on Chinese Language Processing*.
- Zongshun Wang and Yuping Shen. 2024. Bilateral gradual semantics for weighted argumentation. In *Proceedings of the AAAI Conference on Artificial Intelligence*. MIT Press.
- Dekun Wu, Haochen Shi, Zhiyuan Sun, and Bang Liu. 2024. Deciphering digital detectives: Understanding llm behaviors and capabilities in multi-agent mystery games. *CoRR*, abs/2312.00746.
- Zhuohan Xie, Trevor Cohn, and Jey Han Lau. 2023. The next chapter: A study of large language models in storytelling. In *Proceedings of the 16th International Natural Language Generation Conference*, page 323–351. Association for Computational Linguistics.
- Yuzhuang Xu, Shuo Wang, Peng Li, Fuwen Luo, Xiaolong Wang, Weidong Liu, and Yang Liu. 2023a. Exploring large language models for communication games: An empirical study on werewolf. *CoRR*, abs/2309.04658.
- Zelai Xu, Chao Yu, Fei Fang, Yu Wang, and Yi Wu. 2023b. Language agents with reinforcement learning for strategic play in the werewolf game. *CoRR*, abs/2310.18940.
- Shunyu Yao, Dian Yu, Jeffrey Zhao, Izhak Shafran, Thomas L. Griffiths, Yuan Cao, and Karthik R Narasimhan. 2023. Tree of thoughts: Deliberate problem solving with large language models. In *Advances in Neural Information Processing Systems*, volume 36. Curran Associates, Inc.
- Alex Zhang, Khanh Nguyen, Jens Tuyls, Albert Lin, and Karthik Narasimhan. 2024. Language-guided world models: A model-based approach to ai control. *CoRR*.
- Haiteng Zhao, Chang Ma, Guoyin Wang, Jing Su, Lingpeng Kong, Jingjing Xu, Zhi-Hong Deng, and Hongxia Yang. 2024a. Empowering large language model agents through action learning. *CoRR*.
- Runcong Zhao, Wenjia Zhang, Jiazheng Li, Lixing Zhu, Yanran Li, Yulan He, and Lin Gui. 2024b. Narrative-play: An automated system for crafting visual worlds in novels for role-playing. In *the 38th Annual AAAI Conference on Artificial Intelligence*. MIT Press.
- Runcong Zhao, Qinglin Zhu, Hainiu Xu, Jiazheng Li, Yuxiang Zhou, Yulan He, and Lin Gui. 2024c. Large language models fall short: Understanding complex relationships in detective narratives. *CoRR*, abs/2402.11051.
- Yihan Zhao, Rong Chen, Mitsuyasu Yabe, Buxin Han, and Pingping Liu. 2021. I am better than others: Waste management policies and self-enhancement bias. *Sustainability*, 13.
- Pei Zhou, Aman Madaan, Srividya Pranavi Potharaju, Aditya Gupta, Kevin R. McKee, Ari Holtzman, Jay Pujara, Xiang Ren, Swaroop Mishra, Aida Nematzadeh, Shyam Upadhyay, and Manaal Faruqui. 2023. How far are large language models from agents with theory-of-mind? *CoRR*.

A MMGs Rules and Procedure

A.1 Detailed Rules

Rule 1: The total number of players participating in the game depends on the script. There may be one or more players who are the murderer(s), while the rest are civilians.

Rule 2: The goal of the game is for civilian players to collaborate and face a meticulously planned murder case together, collecting evidence and reasoning to identify the real murderer among the suspects, all the while ensuring they are not mistaken for the murderer; murderer players must concoct lies to hide their identity and avoid detection, while also achieving other objectives in the game.

Rule 3: Throughout the game, only murderer players are allowed to lie. To conceal their identity, murderers may choose to frame others to absolve themselves of guilt; non-murderer players (civilians) must answer questions from other players and the host honestly and provide as much information as they know about the case to help uncover the truth.

Rule 4: At the start of the game, each player receives their character script from the host, which contains information about their role and identity.

Rule 5: Other players cannot see the content of each player’s character script, so players must and can only collect information about other players through interaction after the game starts.

Rule 6: In the voting phase, each player needs to cast their vote for who they think is the murderer in each case. If the player with over 50% of the votes is the murderer, the civilian players win. Otherwise, the murderer players win.

A.2 Procedure

Stage 1: Distribution of Character Scripts The host distributes character scripts to each player. These scripts contain the player’s name, role (murderer or civilian), and a brief character backstory.

Stage 2: Self-Introduction Session Players introduce their characters to the group, laying the groundwork for the game’s interactions.

Stage 3: Rounds of Open Questioning The game progresses through three rounds of open questioning. Players take turns to ask and answer questions, aiming to gather information about others.

Stage 4: Voting In this stage, players vote anonymously to determine their suspicions regarding the identity of the murderer. Each player has one vote.

Stage 5: Outcome Reveal The game concludes with the announcement of the voting results, revealing whether the civilian players successfully identified the murderer or not.

A.3 Example: Solitary Boat Firefly Script

As an illustrative example, we examine the *Solitary Boat Firefly* murder mystery script, involving six players: [“Tian Chou”, “Zhou Lianyi”, “Xi Yan”, “Yu Sunian”, Yunnan”, and “Zhou Chitong”], along with four victims: [“Zhou Mengdang”, “Bao Liu”, “Cui Shouheng”, and “Wang Xi Rong”]. We model these characters through a set of agents, denoted as $\mathcal{A} = \{a_i\}_{i=1}^{N_a}$, where $N_a = 6$ corresponds to the number of players. In parallel with the four victims, we define a set of victims $\mathcal{V} = \{v_k\}_{k=1}^{N_v}$, where $N_v = 4$, representing the total number of victims in the scenario.

Taking a closer look at “Tian Chou”, depicted as the murderer player a_1 , responsible for the demise of two among the four victims, her characterization unfolds as follows:

- **Character Background (C_1):** "Originating from the Sun lineage, you are endearingly called 'Tian'er'. Your birth year was the twelfth of Guangxu’s reign during the Qing Dynasty (1886), marking the beginning of a life filled with extraordinary episodes..."
- **Suspicion State ($s_{i,jk}$):** The script features four victims, each harbouring suspicions towards the remaining five players. Consequently, s_i is represented as a 4×5 matrix, with each row corresponding to a victim and each column reflecting the suspicions they hold against other players. For example, a first row of [1, 0, 0, 1, 0] signifies that victim “Cui Shouheng” suspects both “Zhou Lianyi” and “Yunnan”. So we can get *suspect_list* of victim “Cui Shouheng” is [“Zhou Lianyi”, “Yunnan”]
- **Individual Objectives (o_i):** The personal objectives for Tian Chou include:
 1. Concealing that you killed “Zhou Mengdang”.
 2. Concealing that you killed “Bao Liu”.
 3. Find out the truth about “Taitai’s death”.
 4. Conceal your relationship with “Zhou Chitong”.
 5. ...

B The WellPlay Dataset

In this work, we leverage the *Conan* dataset, originally constructed by Zhao et al. (2024c), which

comprises scripts from MMGs, including detailed annotations of character relationships. Our bilingual dataset, encompassing both Chinese and English versions, is derived from this foundational work. Our dataset consists of two main components: Scripts and Evaluation questions.

B.1 Scripts

Each script features distinct narratives for individual characters. We have rephrased the original script from the *Conan* dataset into two parts:

1. **Background Script.** For each character, there is a corresponding background script includes all the information from their perspective. For example, for “*Sylvia Costa*” in the script “*Death Wears White*”, it is:

You are the head nurse of the emergency ward. You climbed to this position for your hard work and were proud. You are a very professional person and highly appreciated by colleagues. This job is perfect for you, except for a problem - you have not made enough money. Your salary is actually not enough for you to live a decent life, far from paying enough to take care of Mother’s overhead ...

2. **Personal Objectives.** For each character, there are corresponding objectives that guide their actions. For example, for “*Sylvia Costa*” in the script “*Death Wears White*”, it is:

1. *Ensure that no one will discover your illegal organ trafficking activities;*
2. *Ensure that the kidnappers leave without being injured or killing anyone - you want to ensure that the police do not investigate deeply enough to discover your organ trafficking. The further away you are from the police, the safer you feel;*
3. ...

B.2 Evaluation questions

The evaluation questions are devised based on our annotations and aim to assess the understanding of the intricate relationships and narratives present within the game scripts. These questions are segmented into three categories, with each category of questions and examples shown in Table 4.

1. **Objective:** This category includes common objectives shared among agents, such as finding the perpetrator(s).
2. **Reasoning:** Comprising six types of questions, this section tests the models’ reasoning capabilities across various aspects:
 - **How:** How the murder was committed.
 - **Why:** The motive behind the murder.
 - **Relationship:** The relationship between the murderer and the victim.
 - **Where:** The location where the murder took place.
 - **When:** The time at which the murder occurred.
 - **Suspect:** Identify the two most suspicious individuals. Analogous to human reasoning, it may be challenging to definitively pinpoint the suspect, yet it is possible to determine those who seem most suspect.
3. **Relations:** This segment examines the model’s capacity to comprehend complex narratives by querying about the relationships between characters. Utilizing the relationship annotations from the *Conan* dataset (Zhao et al., 2024c), we approach this analysis through various questioning strategies based on the number of relationships between two characters:
 - For three relationships, we employ the elimination method, asking the model to identify the incorrect relation among the given options.
 - For two relationships, we connect the correct two relationships with “and” and introduce a distractor from other relationship categories.
 - For single relationships, we list the correct option alongside distractors randomly selected from other categories.

For each individual mentioned in the purpose section, we extract three significant relationships associated with them. In this context, “significant” is defined as the characters who have the most complex connections with the individual, that is, the top three characters who share the greatest variety of relationships with them. For instance, in the provided example, Andrew Paloski is Hans Li

Type	Aspects	Examples (The correct answer has been highlighted in bold.)
A (score 10)	Who	Who killed Hans Li Morette? A. Gale Li Morette B. Nurse head [Sylvia Costa] C. Drake Li Morette D. Frank Bijeli
		How did Hans Li Morette die? A. Shot to death B. Beaten to death C. Poisoned to death by poison D. Drowned by water
	Why	What was the motive behind the killer killing Hans Li Morette? A. Love killing B. Vendetta C. Interest D. Accidental killing
		What is the relationship between Murderer and Victim Hans Li Morette? A. Enemies B. Colleague C. Friend D. Wife
B (score 5)	Where	Where was Hans Li Morette killed? A. Emergency room B. Johnson's House C. Laboratory D. Dressing room
		When was Hans Li Morette killed? A. This afternoon from 5:00 to 5:30 B. This afternoon from 6:30 to 7:00 C. Tonight from 7:00 to 7:30 D. This morning from 6:30 to 7:00
	Suspect	Please select the two people you most suspect of killing Hans Li Morette A. Gale Li Morette B. Nurse head [Sylvia Costa] C. Drake Li Morette D. Frank Bijeli
		What is the non-existent relationship between Hans Li Morette and Andrew Paloski? A. Andrew Paloski is colleague of Hans Li Morette, B. Andrew Paloski is mentor of Hans Li Morette, C. Andrew Paloski is jealous of Hans Li Morette, D. Hans Li Morette is future daughter in law of Andrew Paloski
C (score 2)	Two relationships	What is the relationship between Father Tom and Tony? A. Tony is manipulated by x and deceived by x of Father Tom B. Father Tom is authority over x and student of Tony C. Father Tom is student and ex-girlfriend of Tony D. Father Tom is ex-girlfriend and admired by x of Tony
		What is the relationship between Father Tom and Drake Li Morette? A. Drake Li Morette is doctor of Father Tom B. Father Tom is helped by Drake Li Morette C. Father Tom is step-brother of Drake Li Morette D. Father Tom is hate of Drake Li Morette
	One relationships	

Table 4: Examples of Each Type of Our Evaluation Questions

Morette's colleague, mentor, and is also jealous of him.

For various types of questions, we assign differ-

ent weights based on the original scoring system of the script. Specifically, Type A questions are valued at 10 points, Type B questions at 5 points,

Index	Question
1	What was your timeline on the day of the incident?
2	How would you describe your relationship with the victim?
3	When was the last time you saw the victim?
4	Do you know if the victim had any enemies or conflicts with anyone?
5	What details or anomalies did you notice at the scene of the crime?
6	Did the victim mention anything to you or others that made them worried or fearful recently?
7	Did you notice any unusual people or behaviors on the day of the incident?
8	How much do you know about the victim’s secrets or personal life?
9	Were there any items or remains found at the crime scene that could be related to the crime?
10	Do you have any personal opinions or theories about the case?

Table 5: Predefined questions for Werewolf method.

and Type C questions at 2 points.

B.3 Annotation Details

We recruited four human experts to read all the scripts and write the questions and answers. We conducted training sessions for them and organised game sessions to let them play and become familiar with the game flow. They were compensated at an hourly rate of \$31.92, with each narrative estimated to take about 5-20 hours to complete, depending on the complexity of the game.

Due to the cost of human annotation on such a long and complicated corpus, we believe our current dataset is sufficient for evaluation purposes. Our dataset can serve as a starting point to evaluate various strategies and boost investment in larger-scale labelling and training for agents with enhanced inferential capabilities.

B.4 Disclaimers of Risks

Consider that the detective narrative dataset may contain descriptions of violent events, actions, or characters, we warn annotators of such content before the annotation process:

Please be advised that the detective narrative dataset may contain descriptions of violent events, actions, or characters. This content is included solely for academic, research, and narrative analysis purposes. It is not meant to glorify or trivialise violence in any form. Annotators should be aware of potential exposure to violent content and engage with the dataset professionally and responsibly.

B.5 Human Subject Evaluation Setup

Since the same player would know the killer’s identity if they tried different models, we recruited four players to act as the murderer, each playing through three scripts (Sin, Deadly Fountain, Riverside Inn)

across four methods, totalling 49 hours of gameplay. Each human player assumed the role of one character in the game, while the other characters were controlled by *Questum* -powered agents.

Evaluation	Werewolf	O-CoT	ThinkThrice	<i>Questum</i>
Story Advancement	1.50±0.37	2.08±0.14	2.67±0.00	3.50±0.17
Question Quality	1.67±0.41	1.58±0.36	2.08±0.28	3.25±0.28
Response Quality	2.83±0.17	2.92±0.36	3.00±0.33	3.50±0.29
Response Speed	1.17±0.17	1.33±0.41	1.17±0.17	2.50±0.17
Role Immersion	2.25±0.36	2.17±0.5	2.33±0.24	2.83±0.29
overall	1.88±0.59	2.01±0.55	2.25±0.62	3.11±0.39

Table 6: Results of Agent-vs-Human Evaluation using Human-Centric metrics.

To ensure fairness, the human players were given the same information and rules as the agents, maintaining consistent conditions across both evaluation scenarios. Both the human players and the agents shared the same objectives: to achieve victory in the game by fulfilling their individual objectives. This setup allowed for a direct comparison between human-agent and agent-agent interactions, providing insights into *Questum*’s ability to adapt and perform in mixed environments.

C Implementation

C.1 Implementation Details

For retrieval enhancement, we utilized the FAISS⁴ library to construct a vector database, creating FAISS indices using the L2 distance metric. Embeddings were generated using the Azure API’s text-embedding-ada-002 service. Scripts were divided into segments, with each segment having a maximum length of 50 tokens. For dialogue records, a question-and-answer pair was stored as a single segment. During retrieval, the maximum script and dialogue lengths included in the prompt were set to 4000 tokens. For evaluation, these max-

⁴<https://github.com/facebookresearch/faiss>

Score	Story Advancement	Question Quality	Response Quality	Role Immersion	Response Speed
5 points	Actively gathers information and conducts in-depth analyses. Reasoning is rigorous, offering key insights that significantly advance the narrative.	Poses highly relevant, in-depth questions that directly propel the plot and uncover hidden clues.	Provides accurate and comprehensive responses fully aligned with the character’s background and narrative needs. Offers clear, valuable information.	Fully embodies the character. Actions, dialogue, and emotional expressions are authentically aligned with the character’s traits, leaving a strong impression.	Responds promptly with no perceptible delay. The thought process is fluid and maintains a brisk, engaging pace.
4 points	Proactively seeks information and performs reasonable analysis. Reasoning is generally accurate and supports narrative progression.	Most questions are relevant and yield useful information. Occasionally introduces innovative queries.	Generally provides accurate and sufficiently complete answers. Minor omissions occur but do not hinder overall understanding.	Frequently demonstrates character traits. Occasionally shows minor deviations, but emotional expression is largely appropriate.	Responds relatively quickly with brief, occasional delays. The thought process is mostly smooth and well-paced.
3 points	Participates in information gathering but lacks analytical depth. Reasoning may be somewhat biased, offering moderate narrative progression.	Some questions are relevant, but lack depth. Occasional repetition or irrelevant queries occur.	Responses are basically accurate but sometimes incomplete or vague. May require further clarification by others.	Occasionally exhibits character traits, but inconsistently. Emotional expression is average, and immersion is limited.	Moderate response speed with some noticeable pauses. The reasoning process is acceptable but not seamless.
2 points	Shows limited initiative in gathering information, with superficial analysis. Reasoning is frequently flawed, hindering effective plot advancement.	Most questions bear little relevance, often fail to obtain valuable clues, and frequently repeat similar inquiries.	Responses are often inaccurate, incomplete, or misleading. Frequent clarification requests from others are necessary.	Characterization is unclear; actions and dialogue often stray significantly from the intended character profile. Emotional expression is awkward or absent.	Responses are slow with frequent delays. The reasoning process is disjointed, disturbing the overall gameplay flow.
1 point	Does not gather information or attempt analysis. Unable to perform meaningful reasoning, leaving the narrative stagnant.	Poses irrelevant or no questions, providing no support for narrative progression.	Responses are unrelated or outright refusals. Offers no assistance in understanding the narrative.	Demonstrates no character immersion; actions and dialogue contradict character traits. No emotional expression is evident.	Extremely slow responses or prolonged silence. The reasoning process halts, severely impeding the game’s progress.

Table 7: Criteria for each evaluation dimension (Story Advancement, Question Quality, Response Quality, Role Immersion, and Response Speed).

imum lengths were increased to 5000 tokens. Additionally, the hyperparameters were set with ϵ equal to 0.1 and β equal to 0.2.

Experiment Following the results of our ablation studies, the gameplay phase was structured to ask one question per round over three rounds. After the game concluded, the evaluation phase consisted of three separate evaluations, with the final results

being the average of these evaluations.

C.2 Overall Performance Computing

In calculating the overall score for performance, we have employed both the weighted mean and the weighted standard deviation. The weighted mean is computed by considering the count of questions for a specific category across various scripts as the

weight. For the overall score, the total possible score for each script serves as the weight. This method allows us to adjust the influence of each category and script based on its significance and scale, thus providing a more nuanced and accurate reflection of performance.

The weighted mean is calculated as:

$$\bar{x}_w = \frac{\sum_{i=1}^n (w_i \cdot x_i)}{\sum_{i=1}^n w_i}$$

The weighted standard deviation, which measures the spread of the scores, is calculated using the weighted variance:

$$s_w^2 = \frac{\sum_{i=1}^n w_i \cdot (x_i - \bar{x}_w)^2}{\sum_{i=1}^n w_i}$$

And the weighted standard deviation is the square root of the weighted variance:

$$s_w = \sqrt{s_w^2}$$

C.3 Comparison Models

In this section, we provide a detailed overview of the methodologies compared in our study. Given the game’s rules and questioning sequence in our comparisons, we segment the discussion into two phases: the questioning phase and the answering phase.

1. Werewolf(Xu et al., 2023a)

Question Generation:

- a. Selecting questions from a predefined question written by the human specialist, based on the current dialogue and script. The list of expertly devised questions is presented in Table 5.
- b. Formulating questions by the selected predefined questions and the ongoing dialogue and script.

Answering Questions:

- a. Responding based on the current script and dialog history.
- b. Reflecting on the initial response in light of the dialog history.
- c. Generating the final answer after reflection.

2. Objective-Guided Chain of Thought (O-CoT)(Park et al., 2023; Zhao et al., 2024b)

Question Generation: Entails two critical steps:

- a. Sequentially reflecting on whether current objectives have been met, with considerations spanning multiple goals such as identifying the murderer, uncovering hidden relationships, or concealing facts. For example, Who is the murderer?
- b. Crafting questions based on these reflections and the current narrative and dialogue.

Answering Questions:

- a. Answers are formulated leveraging the narrative and dialog history.

3. ThinkThrice(Wu et al., 2024)

Question Generation:

- a. Questions are generated based on the script and dialog history.

Answering Questions:

- a. Extracting timelines relevant to the victim.
- b. Evaluating each timeline’s relevance to answering the question.
- c. Responding based on the dialog history, character relationships, and the relative script.
- d. Ensuring timelines that aid in answering the question are included in the response. If these are initially missed, the model will later augment and clarify the answer with the required timelines.

4. The PP (Personal Perspective)

The PP assesses agents’ performance when limited solely to their scripts, serving as a baseline for initial search efforts.

5. The OP (Omniscient Perspective)

The OP evaluates performance under conditions of unrestricted access to all scripts, representing an ideal search endpoint.

C.4 Sensors

This section provides a detailed explanation of the sensors, which are essential for both the Search by Questioning and Action Space Refinement components.

- **Emotion Sensor:** Assesses emotional inclination towards a character. Used in both Search

by Questioning and Action Space Refinement. It categorises emotional inclination into “Positive”, “Neutral”, or “Negative”.

- **Motivation Sensor:** Evaluates the character’s relationship with the victim and the presence of a motive for the crime. It is active in both phases, with choices being “Yes” or “No”.
- **Suspicion Sensor:** Determines if a character is a suspect by analysing their opportunity to commit the crime. It applies to both stages, with responses “Yes” or “No”.
- **Information Value Sensor:** Exclusive to Action Space Refinement, it estimates the probability of obtaining valuable information from further questioning. The choices are “High”, “Medium”, or “Low”.

```
{
  {
    "name": "emotion",
    "for_Search_by_Questioning": True,
    "for_Action_Space_Refinement": True,
    "sensor_prompt": "What is your emotional inclination towards the character mentioned above?",
    "choices": ["Positive", "Natural", "Negative"],
  }
  {
    "name": "motivation",
    "for_Search_by_Questioning": True,
    "for_Action_Space_Refinement": True,
    "sensor_prompt": "What do you think is the relationship between the character mentioned above and the victim? \n Do you think the character mentioned above has a motive for the crime?",
    "choices": ["Yes", "No"],
  }
  {
    "name": "suspicion",
    "for_Search_by_Questioning": True,
    "for_Action_Space_Refinement": True,
    "sensor_prompt": "Do you think the character mentioned above is a suspect? \n This refers to whether the character objectively had the opportunity to commit the crime, such as if someone saw the character at the scene of the crime.",
    "choices": ["Yes", "No"],
  }
  {
    "name": "information value",
    "for_Search_by_Questioning": False,
    "for_Action_Space_Refinement": True,
    "sensor_prompt": "What do you think is the probability of obtaining valuable information by continuing
```

```
to question the character mentioned above?",
    "choices": ["High", "Medium", "Low"],
  }
}
```

C.5 Prompt

C.5.1 System Prompt

System Prompt designed to introduce the gameplay of the MMG, along with providing essential information about the agents involved. The prompts dynamically adapt to include {character_name}, representing the agent’s character in the game, and {character_name_list}, listing the characters played by other participants.

For Civilian Players:

You are playing a game called “Murder Mystery” with other players, which is based on textual interaction. Here are the game rules:

Rule 1: The total number of players participating in the game depends on the script. There may be one or more players who are the murderer(s), while the rest are civilians.

Rule 2: The goal of the game is for civilian players to collaborate and face a meticulously planned murder case together, collecting evidence and reasoning to identify the real murderer among the suspects, all the while ensuring they are not mistaken for the murderer; murderer players must concoct lies to hide their identity and avoid detection, while also achieving other objectives in the game.

Rule 3 Throughout the game, only murderer players are allowed to lie. To conceal their identity, murderers may choose to frame others to absolve themselves of guilt; non-murderer players (civilians) must answer questions from other players and the host honestly and provide as much information as they know about the case to help uncover the truth.

Rule 4: At the start of the game, each player receives their character script from the host, which contains information about their role and identity.

Rule 5: Other players cannot see the content of each player’s character script, so players must and can only collect information about other players through interaction after the game starts.

Rule 6: In the voting phase, each player needs to cast their vote for who they think is the murderer in each case. If the player with the most votes is the murderer, the civilian players win. Otherwise, the murderer players win.

Gameplay:

The game has one or more acts. At the beginning of the game, players introduce themselves according to the script, and in each act, you will receive more plot information. In each act, you can ask questions, share your observations, or make deductions to help solve the murder case.

The goal is to identify the true murderer and explain their motive. If you are the true murderer, you must hide your identity and avoid detection.

Now, you are playing the role of {character_name}, and the other players are {character_name_list}. You are not the murderer. Please collaborate with the other civilian players to achieve your personal objective while finding the true culprit!

For Killer Players, we replace the last paragraph with:

You are the murderer who kills {victims}, and you haven't killed anyone else. Please hide the fact that you committed the murder by fabricating lies and other information, and accomplish your personal objective!

C.5.2 Gameplay Prompt

Self-Introduction Prompt designed to facilitate introductions based on the agent's script and objectives. Within this prompt, {current_script} represents the character's script, and {goal} represents the objectives of the character within that script.

For Civilian Players:

Your Script is {current_script}.
Your goal is {goal}.
You are not a murderer, so tell more details to help find the murderer.
If you have something to hide, then be sure not to divulge the relevant information! Don't reveal your goals.
Please introduce yourself.

For Killer Players:

Your Script is {current_script}.
Your goal is {goal}.
If you have something to hide, then be sure not to divulge the relevant information!
Please introduce yourself.
You are a murderer, so You can lie to cover yourself!

Sensor Prompt As outlined in sections 2.2 and C.4, the Sensor Prompt is crafted to collect a wide array of crucial information. Within this framework, the placeholders {victim} and {character} are employed to reference the victim's name and the agent being questioned, respectively. Meanwhile, {current_script} and {dialog_history} retrieve the script and dialog logs relevant to both the deceased and the agent under scrutiny, utilising the RAG technique. The constructs {sensor_Prompt} and {choices} have been formulated in C.4 within the Sensor Prompt segment.

For Civilian Players:

{victim} was murdered, you are not the murderer, you need to try to find the murderer.
Your Script is about {character} is {current_script}.
The dialog history about {character} is {dialog_history}.
Be warned, if it's a murderer's word it might deceive you.
Based on the information above, {sensor} Please answer {choices} and explain your reasoning in one or two sentences.

For Killer Players:

{victim} was murdered, you are the murderer, but you need to hide yourself, and pretend you're not the murderer.
Your Script is about {character} is {current_script}.
The dialog history about {character} is {dialog_history}.
Based on the information above, {sensor} Please answer {choices} and explain your reasoning in one or two sentences.

Search by Questioning Prompt As outlined in sections 2.2, the Search by Questioning Prompt is developed based on data acquired from sensors. It includes variables like {victim}, {character}, {current_script}, {dialog_history}. Additionally, it integrates a summary, {summary}, synthesized from the sensor-collected data. The element {question_number} denotes the total questions permitted, with a detailed discussion on the optimal number of questions presented in the D.3 chapter.

For Civilian Players:

{victim} was murdered, you are not the murderer, you need to try to find the murderer.
Your Script is about {character} is {current_script}.
The dialog history about {character} is {dialog_history}.
{summary}
You can ask {character} {question_number} questions. What would you ask? Please

```
include the victim's name in your question when asking, Since the murderer will lie, you can ask questions based on the loopholes and contradictions in what they have previously said. Please respond in the JSON format without any additional comments. For example,
{
  'Question1': 'Your question',
  'Question2': 'Your question'
}
```

For Killer Players:

```
{victim} was murdered, you are the murderer, But you need to hide yourself, pretend you're not a murderer, and ask questions of other people pretending you suspect the other person is a murderer. Your Script is about {character} is {current_script}. The dialog history about {character} is {dialog_history}. {summary} You can ask {character} {question_number} questions. What would you ask? Please include the victim's name in your question when asking. Please respond in the JSON format without any additional comments. For example,
{
  'Question1': 'Your question',
  'Question2': 'Your question'
}
```

Action Space Refinement Prompt As outlined in sections 2.2, the Action Space Refinement prompt serves as a strategic tool for narrowing down the suspect list, effectively reducing the search domain to augment the efficiency and performance of the algorithm. Within this setup, the term {victim} refers to the individual who has been harmed, {summary} synthesised from the sensor-collected data, and {character_suspect} identifies the roster of individuals under suspicion. Initially, this roster includes all participating agents, excluding the itself.

```
{victim} was murdered. You think {character_suspect} are suspected of killing {victim}, and your reasons for suspecting them are respectively: {summary} Please select several people you think are the most suspicious. You can choose one or more, Please try to reduce the number of suspects. Please respond in the JSON format without any additional comments. For example,
{
```

```
'suspicion': ["character_name1", "character_name2"]
}
```

Question Reply Prompt The Question Reply Prompt is designed for responding to inquiries, where {character} denotes the name of the character asking you a question, and {question} is the question itself. {current_script} refers to the script extracted using RAG that pertains to both the deceased and the agent being questioned; {dialog_history} is the dialog log related to the deceased and the interrogated agent, also extracted using RAG.

For Civilian Players:

```
{character} ask you a question: {question} Your Script relative to the question is {current_script}. The dialog history relative to the question is {dialog_history}. What you need to pay attention to is {goal}. Be warned, in the dialog history, if it's a murderer's word it might deceive you . Please answer the question: "{question}" based on the information above. You are not the murderer, and you need to work hard to find the murderer. Therefore, provide as much information as possible, such as clues related to the timeline, emotional information, etc . Please answer the questions from a first-person perspective, rather than saying what someone else said.
```

For Killer Players:

```
{character} ask you a question : {question} Your Script relative to the question is {current_script}. The dialog history relative to the question is {dialog_history}. What you need to pay attention to is {goal}. Be warned, in the dialog history, if it's a murderer's word it might deceive you . Please answer the questions: "{question}" based on the information above. You are the murderer. Please hide the fact that you killed {victim}. You can fabricate lies. Please answer the question from a first-person perspective, rather than saying what someone else said.
```

C.5.3 Evaluation Prompt

Single-Choice Question Template for the Evaluation Stage Prompt This template is utilised

during the evaluation stage for answering single-choice questions. It incorporates {current_script}, the script related to the question extracted using RAG, and {dialog_history}, the dialog log relevant to the question, also extracted via RAG. {question} is the inquiry presented, and {choices} are the available options for that question.

```
Please answer the questions based on the
information in your script and the
content of the dialog
Your Script relative to the question is
{current_script}.
The dialog history relative to the
question is {dialog_history}.
The question is {question}, the choices
is {choices}
Let's think about this problem step by
step, please provide your reasoning and
your choice (only the option number, e.g
., 'a')
You must choose one from the options.
Please respond in the JSON format
without any additional comments.
For example,
{
  "reason": "Your reason",
  "answer": "a"
}
```

Multiple-Choice Question Template for the Evaluation Stage Prompt Similar to the single-choice template, this format is designed for responding to multiple-choice questions during the evaluation stage.

```
Please answer the questions based on the
information in your script and the
content of the dialog
Your Script relative to the question is
{current_script}.
The dialog history relative to the
question is {dialog_history}.
The question is {question}, the choices
is {choices}
That is a multiple-choice question.
Let's think about this problem step by
step, please provide your reasoning and
your choice (only the option number)
You must make a choice from the options.
Please respond in the JSON format
without any additional comments.
For example,
{
  "reason": "Your reason",
  "answer": "a,b"
}
```

Single-Choice Question Template for OP Prompt This template is specifically designed for Omniscient Perspective (OP), distinguishing it from conventional templates by granting access to the scripts of all players. Unlike standard procedures, it leverages the RAG technique to extract

pertinent information from each player's script for comprehensive analysis.

```
Please answer the questions based on the
information in each character's script:
{current_script}
The question is {question}, the choices
is {choices}
Let's think about this problem step by
step, please provide your reasoning and
your choice (only the option number)
You must choose one from the options.
Please respond in the JSON format
without any additional comments.
For example,
{
  "reason": "Your reason",
  "answer": "a,b"
}
```

Multiple-Choice Question Template for OP Prompt Similar to the single-choice version, this template is tailored for answering multiple-choice questions under OP conditions.

```
Please answer the questions based on the
information in each character's script:
{current_script}
The question is {question}, the choices
is {choices}
That is a multiple-choice question.
Let's think about this problem step by
step, please provide your reasoning and
your choice (only the option number)
You must make a choice from the options.
Please respond in the JSON format
without any additional comments.
For example,
{
  "reason": "Your reason",
  "answer": "a,b"
}
```

D Result

D.1 Performance Evaluation Results

For English Dataset Due to budgetary constraints, we only evaluated four scripts from the English dataset, with the performance results reported in Table 9. For the same scripts, we found that the experiments conducted on the English corpus corroborate the results obtained from the Chinese corpus. Additionally, we observed that the performance of agents based on the English corpus surpassed those based on the Chinese corpus, showing the differential inferencing abilities of LLMs across languages. This discrepancy could be attributed to language biases inherent in the training data utilised for these models.

D.2 Experiments with Open-Source LLMs

Each script’s complexity is indicated by the *#Tokens* column, reflecting the narrative depth and the number of characters, suspects, and victims involved. This complexity directly influences the API usage cost, as more intricate scenarios require more processing power for information handling.

In addition to experimenting with GPT-3.5-turbo-16k 0613, we also explored Llama2 (70b, 13b, 7b) and Gemma 7b. These models were tested using the scenario “Solitary Boat Firefly”, and the overall results are reported in Table 10. The findings indicate that all four models scored significantly lower than GPT-3.5, presumably due to the limitations imposed by a 4k context window. This limitation likely hindered the models’ ability to encapsulate sufficient relevant information within such a constrained window. After thorough testing, we observed that despite being evaluated on a Chinese dataset, Llama2 70b primarily resorted to English conversations due to its limited proficiency in Chinese. It responded in English even to Chinese prompts. Other models struggled even more with executing the prompts as required. This limitation greatly hindered their performance in complex gaming situations, such as MMGs. Therefore, we decided to exclusively use GPT-3.5 for future experiments, given its ability to navigate these intricate scenarios.

D.3 Ablation Studies

As shown in Table 12, we can observe that the two main modules “Search with Sensors” and “Approximate with Pruner” in our algorithm both reduced the cost and improved the performance as expected. *Questum* equipped with both modules gives the best performance.

Sensor Selection In practice, sensors may exhibit non-linear relationships, which necessitates careful evaluation to avoid redundancy. So we assess the unique contributions of each new sensor, ensuring that every selected sensor introduces meaningful and distinct information. For MMGs, we initialise 5 sensors with domain knowledge: *Emotion*: This sensor assesses an agent’s disposition towards another character, reflecting one’s willingness to assist the given individual or their intent to uncover as many of their issues as possible. *Motivation*: This sensor evaluates from one’s perspective whether an individual possesses a motive to be the perpetrator. *Opportunity Assessment*: This sensor objectively

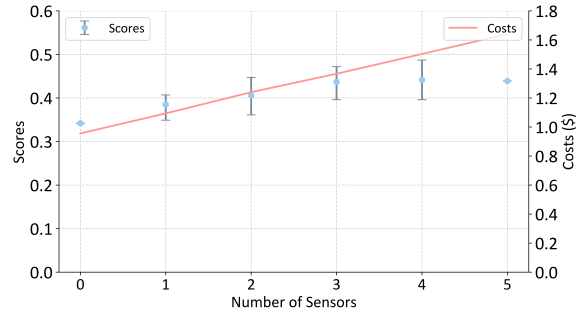


Figure 6: Compare the number of sensors, score, and cost. The chart displays the range of scores for different sensor combinations, with the I-shaped markers representing the score range and the • indicating the average score.

determines whether a character had the opportunity to commit the crime. *Evidence*: This sensor evaluates whether there is evidence that directly links the mentioned character to the crime scene. *Background*: This sensor evaluates whether there is any history of conflict, rivalry, or enmity between the mentioned character and the rests.

As shown in Figure 6, we evaluate the performance gain provided by each sensor. The benefits diminish as additional sensors contribute less new information, while the negative impact from longer input sequences grows. Moreover, adding more sensors increases computational costs. To balance sensor effectiveness with task complexity, we selected three sensors. The final combination—Emotion, Motivation, and Opportunity Assessment—offered the best performance in our experiments. The experiment was run with different combinations of sensors. For example, we ran the experiment $\binom{5}{2}$ times to cover all possible combinations of sensors when the number of sensors is 2.

Optimal Number of Rounds and *Questum* plannings

We compared agents’ behavior across different numbers of rounds and with varying numbers of questions agents can ask per round, as shown in Figure 7. Performance peaks around round 3, after which it shows variability, with some rounds experiencing slight declines or plateauing in scores despite more rounds or questions. This indicates that after a rapid initial learning or adaptation phase, where agents effectively use additional questions to enhance their understanding and strategies, the value of IGED from conversations tends to converge. These results also provide empirical

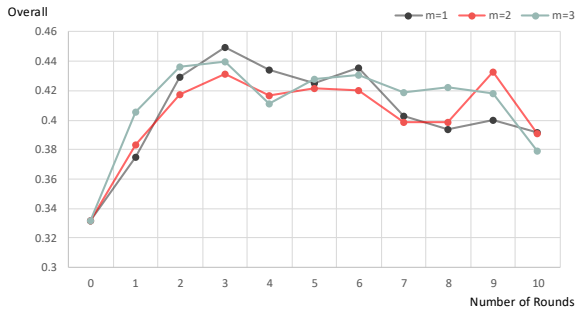


Figure 7: Comparison of agents’ behaviour across different numbers of rounds, where each agent can ask a specific number of questions (denoted as m).

support for the assumption made in our methodology that the more inquiries we pose to an agent, the expected reward associated with questioning the same agent decreases. For the main results we reported, we use the original setting for number of rounds in MMG, which is 3, and based on the outcomes of the ablation studies, we chose the most effective number of questions to ask each round, which is 1 question.

E Agent Interaction Examples

To illustrate the effectiveness of our proposed agent, *Questum*, we present examples of dialogue records showcasing interactions between human players and agent players. Below are four versions in which the agent-character *Inspector Howard* interrogates *Farmer Jack* about eyewitness details concerning the murder of *Merchant Green*. These versions correspond to different models: **Werewolf**, **ThinkThrice**, **O-CoT**, and **Questum**.

E.1 Dialogue Versions

E.1.1 Werewolf

Inspector Howard → *Farmer Jack*:

“Did you notice any unusual interactions between Merchant Green and other villagers?”

Farmer Jack replies:

“No, nothing in particular.”

E.1.2 O-CoT

Inspector Howard → *Farmer Jack*:

“Jack, that night when you went to Merchant Green’s house, did you hear any voices or special sounds?”

Farmer Jack replies:

“I didn’t hear any voices, but I did hear the sound of a door being kicked, which was very loud and abrupt.”

E.1.3 ThinkThrice

Inspector Howard → *Farmer Jack*:

“That night, did you notice any unusual situations around Merchant Green’s house, like arguments or someone leaving?”

Farmer Jack replies:

“I heard some sounds, but couldn’t see who it was.”

E.1.4 Questum

Inspector Howard → *Farmer Jack*:

“Jack, that night you saw someone leaving Merchant Green’s house, can you recall what that person was wearing, their actions, or their general direction?”

Farmer Jack replies:

“Inspector, that night it was very dark, I could only faintly see that the person was wearing dark clothes, moving very quickly towards the back mountain path. I didn’t hear any sounds from him, but his footsteps were very hurried.”

E.2 Analysis of Models

Story Progression: Questum significantly enhances story progression by providing key clues such as the perpetrator’s dark clothing, rapid movement, and the direction towards the back mountain path. This enriches the narrative by introducing specific elements that can be further investigated. In contrast, **Werewolf** offers minimal advancement with a vague response denying any unusual interactions. **ThinkThrice** slightly improves by mentioning heard sounds but lacks actionable details, while **O-CoT** introduces the sound of a door being kicked but does not provide additional directions for the investigation.

Questioning Ability: Questum demonstrates superior questioning ability by targeting specific details—clothing, actions, and direction—thereby guiding Farmer Jack to provide more focused and relevant information. **Werewolf** poses an overly broad question that fails to elicit detailed responses. **ThinkThrice** narrows the focus slightly but remains too general, and **O-CoT** asks a more specific

question but does not explore as many facets as **Questum**.

Answering Ability: Responses in **Questum** are notably detailed, offering observations about the perpetrator's appearance and behavior, which are crucial for the investigation. This contrasts with **Werewolf**, where the answer is too brief and lacks specific observations. **ThinkThrice** provides a partial detail about hearing sounds but fails to elaborate further, while **O-CoT** mentions the sound of a door being kicked but does not add more context or clues.

Role Immersion: **Questum** excels in role immersion by portraying Farmer Jack as a tense and observant witness, recalling specific details under pressure. This adds depth to his character and makes the interaction more engaging. **Werewolf's** response lacks emotional depth, presenting a mechanical denial. **ThinkThrice**, while slightly more descriptive, still does not convey significant emotional or psychological engagement. **O-CoT** includes an abrupt sound but does not enhance the character's emotional state effectively.

Questum outperforms **Werewolf**, **ThinkThrice**, and **O-CoT** across all evaluated dimensions. Its precise and guided questioning prompts comprehensive and relevant answers, thereby advancing the story effectively. Additionally, the detailed responses enhance character immersion, making the narrative more compelling and believable. The comparison underscores the importance of strategic dialogue design in storytelling, where targeted interactions can significantly enrich the narrative experience.

Script	Evaluation	#QA	PP	OP	Agent's Response After Playing the Game			
					Werewolf	O-CoT	ThinkThrice	Questum
<i>Death Wears White</i> (9 players, 1 victim)	Win Rate	-	.000±.000	.667±.471	.000±.000	.000±.000	.000±.000	.000±.000
	Objective	10	.067±.047	.467±.094	.033±.047	.067±.047	.067±.047	.033±.047
	Reasoning	102	.310±.026	.503±.012	.258±.024	.324±.014	.327±.012	.356±.030
	Relations	72	.356±.040	.425±.025	.421±.024	.458±.041	.384±.026	.435±.017
	Overall	184	.287±.017	.480±.009	.260±.007	.315±.006	.303±.014	.328±.026
<i>Ghost Revenge</i> (7 players, 3 victims)	Win Rate	-	.000±.000	.333±.000	.222±.157	.111±.157	.000±.000	.333±.000
	Objective	19	.158±.043	.333±.108	.193±.066	.158±.043	.193±.025	.333±.066
	Reasoning	152	.300±.011	.533±.025	.307±.008	.322±.019	.377±.022	.353±.016
	Relations	69	.222±.025	.411±.084	.314±.018	.295±.018	.353±.025	.353±.018
	Overall	240	.266±.016	.483±.016	.288±.009	.290±.016	.342±.015	.350±.002
<i>Danshui Villa</i> (7 players, 2 victims)	Win Rate	-	.000±.000	.167±.236	.000±.000	.000±.000	.000±.000	.000±.000
	Objective	12	.056±.039	.222±.104	.083±.000	.111±.039	.194±.039	.111±.079
	Reasoning	128	.247±.004	.422±.013	.286±.027	.286±.019	.310±.004	.286±.004
	Relations	63	.254±.047	.476±.022	.312±.027	.365±.045	.259±.015	.296±.075
	Overall	203	.222±.014	.403±.023	.263±.020	.274±.015	.287±.008	.264±.024
<i>Unfinished Love</i> (7 players, 2 victims)	Win Rate	-	.000±.000	.167±.236	.000±.000	.000±.000	.000±.000	.500±.000
	Objective	12	.139±.039	.167±.068	.083±.118	.028±.039	.000±.000	.333±.068
	Reasoning	61	.475±.013	.563±.020	.443±.023	.426±.035	.481±.039	.536±.028
	Relations	72	.421±.026	.546±.017	.472±.034	.519±.036	.514±.020	.560±.007
	Overall	145	.391±.006	.475±.027	.374±.019	.366±.009	.388±.026	.499±.019
<i>Cruise Incident</i> (5 players, 1 victim)	Win Rate	-	.000±.000	.333±.471	.667±.471	1.000±.000	.667±.471	1.000±.000
	Objective	4	.000±.000	.250±.204	.417±.118	.500±.000	.583±.312	.667±.236
	Reasoning	24	.417±.059	.472±.052	.458±.068	.444±.086	.458±.059	.528±.052
	Relations	30	.211±.042	.411±.083	.367±.082	.422±.042	.411±.016	.422±.016
	Overall	58	.285±.022	.415±.065	.426±.031	.448±.050	.468±.068	.524±.015
<i>Sin</i> (4 players, 1 victim)	Win Rate	-	.000±.000	.333±.471	.333±.471	.000±.000	.000±.000	.667±.471
	Objective	3	.000±.000	.333±.272	.333±.272	.000±.000	.000±.000	.444±.314
	Reasoning	20	.433±.062	.567±.024	.650±.108	.467±.024	.533±.047	.550±.041
	Relations	21	.349±.059	.587±.081	.333±.067	.571±.067	.413±.090	.492±.022
	Overall	44	.337±.037	.531±.043	.517±.087	.411±.015	.411±.043	.517±.064
<i>Deadly Fountain</i> (4 players, 1 victim)	Win Rate	-	.000±.000	.667±.471	.000±.000	.000±.000	.000±.000	.000±.000
	Objective	3	.000±.000	.556±.157	.000±.000	.000±.000	.000±.000	.000±.000
	Reasoning	21	.317±.192	.667±.103	.381±.000	.444±.098	.508±.022	.587±.022
	Relations	12	.250±.068	.389±.039	.250±.068	.194±.039	.222±.039	.333±.068
	Overall	36	.247±.126	.604±.085	.289±.010	.323±.060	.369±.013	.438±.008
<i>Unbelievable Incident</i> (5 players, 1 victim)	Win Rate	-	.000±.000	.000±.000	.000±.000	.000±.000	.000±.000	.000±.000
	Objective	4	.083±.118	.083±.118	.083±.118	.000±.000	.000±.000	.083±.118
	Reasoning	24	.375±.068	.528±.052	.431±.052	.278±.071	.194±.071	.472±.020
	Relations	15	.400±.054	.822±.083	.622±.083	.733±.109	.289±.126	.533±.054
	Overall	43	.318±.057	.481±.016	.388±.032	.291±.061	.168±.034	.400±.019
<i>Desperate Sunshine</i> (4 players, 1 victim)	Win Rate	-	.000±.000	.667±.471	.000±.000	.000±.000	.667±.471	1.000±.000
	Objective	3	.333±.000	.556±.157	.333±.000	.111±.157	.556±.157	.778±.157
	Reasoning	18	.519±.052	.778±.079	.537±.026	.630±.094	.759±.052	.741±.069
	Relations	36	.500±.023	.611±.039	.491±.094	.574±.035	.491±.047	.556±.068
	Overall	57	.483±.018	.681±.038	.488±.034	.528±.058	.627±.032	.677±.041
<i>Riverside Inn</i> (4 players, 1 victim)	Win Rate	-	.000±.000	.667±.118	.083±.118	.000±.000	.083±.118	.250±.204
	Objective	3	.067±.024	.500±.041	.117±.024	.117±.062	.117±.094	.383±.062
	Reasoning	18	.248±.020	.569±.015	.248±.013	.312±.022	.281±.011	.373±.017
	Relations	18	.454±.018	.507±.012	.531±.014	.541±.038	.483±.030	.589±.071
	Overall	39	.239±.018	.544±.019	.262±.008	.304±.025	.276±.024	.409±.009
<i>Solitary Boat Firefly</i> (6 players, 4 victims)	Win Rate	-	.222±.157	.222±.157	.222±.157	.000±.000	.000±.000	.000±.000
	Objective	20	.167±.000	.389±.071	.250±.090	.181±.039	.181±.039	.250±.034
	Reasoning	109	.415±.011	.393±.033	.409±.004	.369±.044	.453±.008	.539±.027
	Relations	69	.424±.042	.640±.030	.473±.028	.568±.048	.439±.033	.542±.027
	Overall	198	.359±.013	.434±.002	.383±.024	.359±.027	.387±.010	.472±.028
<i>Manna</i> (6 players, 3 victims)	Win Rate	-	.333±.471	1.000±.000	.000±.000	.000±.000	.667±.471	.333±.471
	Objective	24	.444±.157	.889±.157	.111±.157	.000±.000	.556±.157	.444±.157
	Reasoning	123	.519±.026	.667±.045	.463±.052	.426±.026	.593±.026	.648±.069
	Relations	88	.370±.094	.500±.079	.444±.045	.407±.069	.333±.045	.444±.045
	Overall	235	.470±.030	.671±.029	.391±.058	.340±.005	.526±.055	.562±.076
Overall	Win Rate	-	.016±.022	.300±.041	.127±.059	.063±.022	.111±.045	.222±.081
	Objective	117	.120±.007	.370±.029	.160±.020	.123±.008	.162±.024	.288±.021
	Reasoning	800	.336±.007	.508±.009	.343±.006	.349±.012	.384±.002	.423±.009
	Relations	565	.360±.005	.513±.007	.425±.008	.473±.010	.405±.006	.471±.009
	Overall	1482	.300±.006	.484±.012	.324±.004	.329±.008	.347±.006	.407±.006

Table 8: Compare the performance of agents with other multi-agent algorithms designed for multiplayer deduction games. PP and OP stand for Personal Perspective and Omniscient Perspective, respectively, representing the performance of agents when they have access to either only their own script or the scripts of all agents, without interacting with other agents.

Script	Evaluation	#QA	PP	OP	Agent's Response After Playing the Game			
					Werewolf	O-CoT	ThinkThrice	Questum
<i>Death Wears White</i> (9 players, 1 victim)	Objective	10	.200 \pm .173	.900 \pm .100	.300 \pm .100	.267 \pm .058	.300 \pm .000	.267 \pm .058
	Reasoning	102	.350 \pm .044	.520 \pm .026	.356 \pm .037	.363 \pm .049	.399 \pm .006	.441 \pm .030
	Relations	72	.547 \pm .008	.445 \pm .026	.495 \pm .016	.495 \pm .057	.398 \pm .032	.491 \pm .021
	Overall	184	.367 \pm .040	.549 \pm .012	.375 \pm .033	.375 \pm .026	.385 \pm .010	.427 \pm .029
<i>Ghost Revenge</i> (7 players, 3 victims)	Objective	19	.403 \pm .061	.561 \pm .132	.439 \pm .109	.211 \pm .106	.211 \pm .106	.526 \pm .106
	Reasoning	152	.456 \pm .004	.507 \pm .007	.439 \pm .031	.539 \pm .023	.441 \pm .017	.423 \pm .031
	Relations	69	.309 \pm .009	.261 \pm .025	.328 \pm .059	.304 \pm .015	.280 \pm .017	.353 \pm .059
	Overall	240	.428 \pm .010	.485 \pm .024	.425 \pm .002	.452 \pm .023	.380 \pm .010	.432 \pm .013
<i>Danshui Villa</i> (7 players, 2 victims)	Objective	12	.167 \pm .083	.278 \pm .048	.472 \pm .048	.333 \pm .000	.305 \pm .048	.389 \pm .096
	Reasoning	128	.325 \pm .031	.427 \pm .009	.401 \pm .020	.373 \pm .020	.344 \pm .014	.357 \pm .033
	Relations	63	.328 \pm .056	.460 \pm .028	.391 \pm .066	.312 \pm .106	.376 \pm .046	.407 \pm .075
	Overall	203	.292 \pm .012	.412 \pm .017	.409 \pm .009	.359 \pm .010	.343 \pm .010	.369 \pm .033
<i>Unfinished Love</i> (7 players, 2 victims)	Objective	12	.167 \pm .000	.195 \pm .048	.389 \pm .048	.417 \pm .000	.361 \pm .048	.528 \pm .127
	Reasoning	61	.536 \pm .018	.557 \pm .028	.650 \pm .038	.612 \pm .009	.634 \pm .038	.656 \pm .000
	Relations	72	.491 \pm .016	.551 \pm .016	.509 \pm .032	.481 \pm .021	.592 \pm .008	.500 \pm .037
	Overall	145	.446 \pm .006	.479 \pm .029	.560 \pm .011	.538 \pm .010	.566 \pm .009	.589 \pm .018

Table 9: Compare the performance of agents with other multi-agent algorithms designed for multiplayer deduction games. PP and OP stand for Personal Perspective and Omniscient Perspective, respectively, representing the performance of agents when they have access to either only their own script or the scripts of all agents, without interacting with other agents.

Models	Llama2 70b	Llama2 13b	Llama2 7b	gemma 7b
Overall Score	0.312	0.281	0.267	0.273

Table 10: Compare the performance of *Questum* method with different open-source LLMS.

Script	#Tokens	Stage	PP	OP	Agent’s Response After Playing the Game			
					Werewolf	O-CoT	ThinkThrice	Questum
<i>Death Wears White</i> (9 players, 1 victim)	3,190	Gameplay	–	–	3.797	4.643	3.992	1.782
		Evaluation	0.349	1.433	0.815	0.807	0.790	0.799
<i>Ghost Revenge</i> (7 players, 3 victims)	5,487	Gameplay	–	–	6.702	8.231	7.056	3.152
		Evaluation	0.418	1.945	1.006	1.004	0.995	1.012
<i>Danshui Villa</i> (7 players, 2 victims)	5,111	Gameplay	–	–	5.215	6.262	5.449	2.440
		Evaluation	0.351	1.415	0.834	0.816	0.833	0.825
<i>Unfinished Love</i> (7 players, 2 victims)	2,501	Gameplay	–	–	3.945	4.754	4.237	1.858
		Evaluation	0.230	0.872	0.487	0.502	0.499	0.494
<i>Cruise Incident</i> (5 players, 1 victim)	1,262	Gameplay	–	–	0.975	1.146	1.021	0.448
		Evaluation	0.064	0.327	0.162	0.165	0.164	0.163
<i>Sin</i> (4 players, 1 victim)	2,121	Gameplay	–	–	0.680	0.833	0.730	0.320
		Evaluation	0.061	0.287	0.141	0.140	0.141	0.142
<i>Deadly Fountain</i> (4 players, 1 victim)	1,852	Gameplay	–	–	0.671	0.810	0.724	0.316
		Evaluation	0.045	0.207	0.107	0.111	0.111	0.109
<i>Unbelievable Incident</i> (5 players, 1 victim)	3,182	Gameplay	–	–	1.304	1.567	1.367	0.610
		Evaluation	0.077	0.291	0.159	0.163	0.161	0.162
<i>Desperate Sunshine</i> (4 players, 1 victim)	3,370	Gameplay	–	–	0.803	0.972	0.847	0.372
		Evaluation	0.104	0.383	0.222	0.221	0.224	0.220
<i>Riverside Inn</i> (4 players, 1 victim)	1,909	Gameplay	–	–	0.633	0.762	0.682	0.297
		Evaluation	0.055	0.223	0.120	0.124	0.121	0.123
<i>Solitary Boat Firefly</i> (6 players, 4 victims)	8,893	Gameplay	–	–	7.799	9.257	8.252	3.604
		Evaluation	0.380	1.571	0.816	0.811	0.814	0.823
<i>Manna</i> (6 players, 3 victims)	9,028	Gameplay	–	–	5.805	6.925	6.108	2.665
		Evaluation	0.444	1.864	0.944	0.965	0.937	0.953
Overall	47,906	Gameplay	–	–	38.329	46.162	40.464	17.862
		Evaluation	2.578	10.819	5.813	5.831	5.789	5.825

Table 11: Compare the costs in US dollars(\$) of calling OpenAI API across multi-agent algorithms in MMGs setting, with Gameplay and Evaluation Stage. #Tokens represent the average length of each character’s script. Costs are reported for one complete gameplay and one evaluation process for each script.

	Score	Gameplay Costs (\$)	Gameplay Times (h)
Questum	0.407	17.861	5.740
w/o Pruner	0.396	28.731	9.932
w/o Sensor	0.379	15.057	4.457
w/o Sensor & Pruner	0.357	19.144	6.577

Table 12: Ablation study of removing the Pruner and Sensor on performance, gameplay costs, and times.