

# Large Language Model Agent as a Mechanical Designer

**Yayati Jadhav**

Mechanical Engineering,  
Carnegie Mellon University,  
5000 Forbes Ave,  
Pittsburgh, PA, USA  
email: yayatij@andrew.cmu.edu

**Amir Barati Farimani**<sup>1</sup>

Mechanical Engineering,  
Carnegie Mellon University,  
5000 Forbes Ave,  
Pittsburgh, PA, USA  
email: barati@cmu.edu

*Conventional mechanical design paradigms rely on experts systematically refining concepts through experience-guided modification and Finite Element Analysis (FEA) to meet specific requirements. However, this approach can be time-consuming and heavily dependent on prior knowledge and experience. While numerous machine learning models have been developed to streamline this intensive and expert-driven iterative process, these methods typically demand extensive training data and considerable computational resources. Furthermore, methods based on deep learning are usually restricted to the specific domains and tasks for which they were trained, limiting their applicability across different tasks. This creates a trade-off between the efficiency of automation and the demand for resources. In this study, we present a novel approach that integrates pre-trained large language models (LLMs) with a Finite Element Method (FEM) module. The FEM module evaluates each design and provides essential feedback, guiding the LLMs to continuously learn, plan, generate, and optimize designs without the need for domain-specific training. This methodology ensures that the design process is both efficient and adherent to engineering standards. We demonstrate the effectiveness of our proposed framework in managing the iterative optimization of truss structures, showcasing its capability to reason about and refine designs according to structured feedback and criteria. Our results reveal that these LLM-based agents can successfully generate truss designs that comply with natural language specifications with a success rate of up to 90%, which varies according to the applied constraints. Furthermore, employing prompt-based optimization techniques we show that LLM based agents exhibit optimization behavior when provided with solution-score pairs to iteratively refine designs to meet specified requirements. This ability of LLM agents to independently produce viable designs and subsequently optimize them based on their inherent reasoning capabilities highlights their potential to autonomously develop and implement effective design strategies.*

*Keywords: Design automation, Deep learning, Large Language Models*

## 1 Introduction

Mechanical design is fundamentally an iterative process and relies on a forward design-based approach [1]. To design complex mechanical structures, expert designers navigate massive design spaces by making relevant sequential decisions grounded in reasoning and experience to identify promising search directions, typically guided by finite elements methods (FEM) [2–5]. However, the complexity of designing mechanical structures is further exacerbated by loosely defined problems, time constraints and stringent requirements. Moreover, the non-linear material response [6, 7] and non-linear relationships between design variables [8, 9] introduce additional complexity to the design process, as optimizing one objective might inadvertently compromise another.

The iterative nature of mechanical design, coupled with the complexities from non-linear interactions and variable interdependencies, naturally leads to the adoption of sophisticated computational optimization methods. These methods include gradient-based approaches like the Solid Isotropic Material with Penalization (SIMP) [10, 11] and gradient-free techniques such as Genetic Algorithms [12–14]. Additionally, the Bidirectional Evolutionary Structural Optimization (BESO) [15, 16] and Variational Topology Optimization (VARTOP) [17, 18] methods offer alternative strategies for design and topology optimization, each with unique benefits for navigating the vast design spaces in mechanical engineering. These optimization methods, while powerful, have their disadvantages. Gradient-based methods like SIMP can be sensitive to initial design choices, potentially leading to local rather than global optima. Genetic Algorithms, although versatile, can

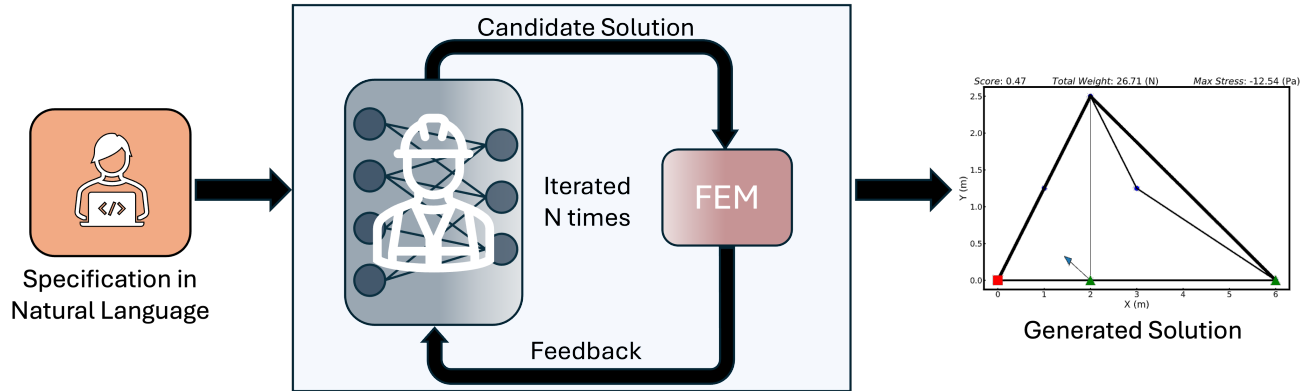
be computationally intensive and slow to converge, especially for complex problems. BESO and VARTOP methods, may require parameter tuning and can struggle with capturing fine details in the optimized design. Furthermore, the aforementioned optimization methods, heavily depend on finite element methods (FEM) to simulate structural responses [19]. While FEM is instrumental in predicting how structures behave under various conditions, its use in iterative optimization processes can significantly increase computational demands, thereby elevating the overall computational cost and potentially limiting the scope and speed of the optimization processes in mechanical design.

Data-driven deep learning (DL) methods have enabled efficient data processing and distillation of relevant information from high-dimensional datasets [20–22], leading to highly accurate models in fields like additive manufacturing [23, 24], solid mechanics [25–28], among others [29, 30]. In recent years these methods have shifted mechanical design from an iterative physics-based approach to a more dynamic, data-driven approach.

In recent years, the intersection of deep learning and mechanical design has seen remarkable progress, transforming the conceptualization and realization of 3D structures. This advancement has facilitated the creation of 3D models across a diverse array of formats, including voxels [31, 32], point clouds [33–35], neural radiance fields (NeRF) [36, 37], boundary representation (B-rep) [38, 39], triangular meshes [40, 41], and computer-aided design (CAD) operation sequence [42]. The capability to generate 3D structures from diverse input modalities, including text [43, 44], images [45], and sketches [46–48], has expanded the possibilities and made the field of mechanical design more accessible and versatile. However, a notable limitation is that these models are not inherently designed to account for mechanical specifications or

<sup>1</sup>Corresponding Author.

Version 1.18, April 26, 2024



**Fig. 1 Schematic of the proposed framework. Specifications, boundaries, and loading conditions are provided in natural language. The large language model (LLM) Agent generates a candidate solution, which is then evaluated using finite element method (FEM) that serves as a discriminator. The FEM provides feedback to the LLM Agent in the form of a solution-score pair, enabling the LLM to identify and implement the modifications needed to meet the specified requirements.**

functional constraints.

Integrating deep learning with topology optimization presents a significant advancement, addressing the challenges posed by traditional 3D modeling in mechanical design and the intrinsic limitations of standard topology optimization. This approach views topology optimization as a form of deep learning problem akin to pixel-wise image labeling, optimizing material distribution based on objectives and constraints [49]. Another approach involves harnessing a large dataset of optimal solutions and employing generative networks such as conditional generative adversarial networks (cGANs) [50, 51] and diffusion models [52] to generate optimal structures. However, due to their inherent stochastic nature, these methods cannot guarantee optimal structures, thus necessitating the use of FEA. Deep learning based surrogate models have been shown to predict mechanical responses such as stress and strain fields [28, 53, 54], reducing computational costs. These surrogate models can be combined with topology optimization [55–57]. A notable approach for optimizing structures combines neural networks with metaheuristic algorithms like genetic algorithms wherein neural network learns the structure’s mechanical response aiding property prediction, while the genetic algorithm navigates the design space for optimal structures [58].

While deep learning offers remarkable capabilities, it faces notable challenges and limitations. Notably, generative models like cGANs [50, 53] and diffusion models [28, 52] often require vast amounts of diverse datasets to effectively model the dynamics of underlying systems [59–61]. This is particularly challenging in contexts like finite element method (FEM) simulations, where producing high-fidelity, fine-mesh datasets demands considerable computational resources. Additionally, deep learning models are generally task-specific; they excel in the tasks they are trained for but struggle to adapt to significantly different tasks or scenarios, highlighting a lack of flexibility compared to human problem-solving abilities. The limitations highlight the necessity for a framework capable of utilizing pre-trained networks. Such adaptation of pre-trained models to new tasks counteracts the issues of specialization and substantial data demands intrinsic to deep learning, thus enhancing its adaptability and efficiency.

Large Language Models (LLMs), powered by transformer architecture [62, 63] and trained on extensive datasets [64–69], have achieved remarkable progress in various natural language processing (NLP) tasks. These tasks include text generation [70], compliance with specific task directives [71, 72], and the demonstration of emergent reasoning capabilities [73, 74]. Given the significant computational resources required for training and fine-tuning LLMs for specific downstream tasks, these models have demonstrated an exceptional ability to generalize to new tasks and domains. This adaptability is achieved through the in-context learn-

ing (ICL) paradigm [64], which has significantly deepened our understanding of LLMs’ capabilities. By utilizing minimal natural language templates and requiring no extensive fine-tuning, LLMs have established themselves as efficient “few-shot learners” [75, 76].

The ability of LLMs to adapt to new domains and learn in context has proven pivotal in scientific research across various disciplines. In chemistry, for instance, LLMs have been used to design, plan, and conduct complex experiments independently [77, 78]. In the realm of mathematics and computer science, LLMs have uncovered novel solutions to longstanding problems, such as the cap set problem, and have developed more efficient algorithms for challenges like the “bin-packing” problem [79]. LLMs have also made significant contributions to biomedical research [80–82], materials science [83, 84], and environmental science [85]. Their impact extends to other scientific fields as well, enhancing our understanding and capabilities in these areas [86–89]. Additionally LLMs have proven effective as optimizers for foundational problems like linear regression and the traveling salesman problem, often matching or surpassing custom heuristics in finding quality solutions through simple prompting [90].

In mechanical engineering, the fine-tuned LLM has demonstrated its excellence in knowledge retrieval, hypothesis generation, agent-based modeling, and connecting diverse domains through ontological knowledge graphs [91]. Additionally, LLMs have effectively automated the generation of early-stage design concepts by synthesizing domain knowledge [92, 93]. Furthermore, LLMs have shown significant capabilities in design tasks such as sketch similarity analysis, material selection, engineering drawing analysis, CAD generation, and spatial reasoning challenges [94].

In this study, we introduce a framework that capitalizes on in-context learning and few-shot learning templates, enhanced by the inherent reasoning and optimization capabilities of Large Language Models (LLMs), to tackle structural optimization challenges. Our approach is exemplified through its application to truss design problems, where it enables LLMs to not only generate initial design concepts but also iteratively refine them with minimal input, optimizing structural outcomes effectively. Furthermore, we highlight the versatility of LLM-based optimization in processing categorical data, a significant departure from traditional optimizers that primarily handle numerical data.

As illustrated in Figure 1, our framework starts with specifications and initial conditions expressed in natural language, from which the LLM Agent generates an initial truss structure (solution). This structure is then evaluated using Finite Element Method (FEM). The feedback, encapsulated in a meta-prompt that includes the solution-score pair and a task description in natural language, is re-fed to the LLM. The LLM Agent then uses its reasoning

to either select a new design or refine the existing one until the specifications are met. A key advantage of using LLMs in this context is their natural language understanding, which allows users to articulate optimization tasks in natural language. Moreover, the crucial balance of exploration and exploitation in optimization task is adeptly managed by the LLM Agent. They are programmed to exploit promising areas of the search space where effective solutions have been identified while simultaneously exploring new areas to discover potentially superior solutions [90].

## 2 Methodology

**2.1 Problem Description.** This research examines the efficacy of Large Language Models (LLMs) in optimizing truss structures—a fundamental challenge in structural engineering characterized by the need to tailor the configuration and junctions of members to meet precise performance standards under prescribed loads. Our objective extends beyond crafting trusses that meet robustness benchmarks; we aim to deliver designs that also align with economic and material efficiency parameters. By applying LLMs to this task, we explore their potential to interpret and apply complex engineering requirements in a field that traditionally relies on numerical optimization techniques, thus broadening the scope for innovation in the design of cost-effective and resource-conservative structural solutions.

We evaluate the framework on two primary tasks, each with three specification variations, to thoroughly assess the design and optimization capabilities of Large Language Models (LLMs). This structured approach allows us to test the LLM’s effectiveness under both stringent, challenging conditions and more moderate, straightforward circumstances. This duality aims to illustrate the model’s capacity for both exploration and exploitation within our design framework. By analyzing the LLM’s performance under varying degrees of difficulty, we aim to highlight its versatility and robustness in generating optimal solutions tailored to diverse engineering requirements.

**Task 1:** This task involves designing a truss structure with specific nodes for support and load, complying with strict limitations on maximum weight and stress limits (both compressive and tensile).

**Task 2:** In this task, the objective is to engineer a truss structure that achieves a designated stress-to-weight ratio ( $\frac{length_{member} * cross-section\ area}{abs(stress)}$ ) while adhering to a strict maximum stress limit. This problem requires the navigation of complex trade-offs in structural design to balance performance with durability.

In both tasks, the LLM agent has the flexibility to add nodes at any chosen location, allowing it to explore a wide range of structural configurations. This flexibility not only tests the agent’s ability to innovate and optimize but also challenges it to balance exploration with exploitation effectively. The agent needs to explore diverse design possibilities to identify optimal solutions, while simultaneously exploiting proven configurations to ensure the designs are practical, valid, and meet all specified constraints. This strategic approach is essential for crafting optimal and valid designs in varied design scenarios.

Furthermore, the stochastic nature of LLMs introduces an element of unpredictability, as their outputs may vary with each iteration. This variability requires comprehensive testing and validation to assure the consistency and reliability of LLM agent. To address this, we conduct ten trials for each task and its variations to determine if the LLM agent consistently meets the set requirements within our proposed framework. This stringent testing regimen is critical to ensure that the model’s performance is robust and not merely a result of randomness, thereby providing a reliable measure of its capabilities.

Table 1 provides a detailed overview of the experimental setup for each task and its variations, detailing the specific testing conditions for the LLM agent. Each experiment begins with an initial set of nodes, loads, and supports. Task 1 includes three variations,

each with different levels of maximum allowable stress, ranging from lenient to more stringent specifications. Meanwhile, Task 2 focuses on achieving a specified stress-to-weight ratio, with variations that span from low to high targets. This table illustrates the range of specifications under which the LLM agents were evaluated, showcasing their adaptability to varying constraints and objectives.

**2.2 Prompt Design.** Prompt design is a crucial method for effectively harnessing the capabilities of LLMs, acting as a conduit between user intent and machine interpretation. This process involves the careful formulation of input queries, or "prompts," to direct the model toward generating the most relevant and accurate responses [95]. The effectiveness of LLM agents in performing specific tasks relies heavily on the precision of these prompts. By strategically designing and refining these prompts, users can significantly influence the utility and relevance of the LLM’s outputs, making prompt design an indispensable skill in optimizing LLM performance for various applications [96, 97].

This concept takes on a heightened significance in the design and optimization of truss structures. Our methodology employs a finely tuned prompt that directs the LLM Agent to navigate the intricate demands of truss design, aligning with the stringent performance criteria dictated by load-bearing considerations. This structured prompting approach ensures the LLM’s solutions are both accurate within the engineering context and adhere to the predefined specifications, thus bolstering the reliability and practicality of LLM-generated design solutions in structural optimization.

```
"Generate an optimized truss structure by starting with an existing set of nodes defined in {given_node_dict}. The task involves:
Analyzing the given set of nodes positions {given_node_dict} and the loads {load} and supports {supports}.
Strategically add new nodes and members to enhance the structure's strength and efficiency.
Ensure any additions adhere to the given constraints without altering the initial nodes.
Develop a member_dict similar to {example_members}, utilizing cross-sections from {area_id}.
Design the truss to keep the maximum compressive or tensile stress below {max_allow_structure_mass} (positive for tensile and negative for compressive) and the total mass under {max_allow_structure_mass}. Calculate mass by summing the products of member lengths and cross-sectional areas from {area_id}.
Provide ONLY node_dict and member_dict without comments in a python code block. Remember to adhere to the specifications and requirements."
```

**Fig. 2 Initial prompt for generating initial solution. This prompt outlines the method for constructing a truss using given nodes, loads, supports, and cross-sectional areas and describes the procedure for determining the mass of each member.**

In this task, we first guide the LLM methodically in the step-by-step development of an optimized closed truss structure, starting from an initial set of node positions specified in *node\_dict*. The process begins with strategically adding nodes and connecting members, ensuring alignment with the specified load and support conditions. The LLM is then instructed to construct a *member\_dict* that mirrors the structure seen in *example\_members*, using specific cross-sectional areas provided from *area\_id*.

Throughout this process, the LLM is prompted to ensure that each connection is correctly implemented and that members are unique to avoid redundancy in the structure’s design. The optimization phase focuses on maintaining the maximum stress in each member whether compressive (negative values) or tensile (positive values) below a predefined threshold *max\_stress\_all*. Additionally, the model manages the total mass of the structure, which it calculates by summing the products of the lengths of members and their corresponding values from *area\_id*. Figure 2 shows the initial prompt used to generate initial solution.

The output required from the LLM is precise, it should provide only the modified *node\_dict* and *member\_dict* in a clean Python code block, omitting any comments to remove bias for the initial proposed solution. This directive ensures that the output is directly parsable for our FEM module.



**Table 1 Truss Design Specifications**

	Node Position (Node, (x,y))	Load Position (Node, (magnitude, direction))	Support Positions (Node, support type)	Variation No.	Specifications 1	Specifications 2 (Total weight of structure in N)	Cross-section ID of members to be used
Task 1	"node_1": (0, 0),	"node_3": (-10, -45)	"node_1": "pinned", "node_2": "roller",	1	Maximum stress: 15 (Pa)	30	"0": 1, "1": 0.195, "2": 0.782, "3": 1.759, "4": 3.128, "5": 4.887, "6": 7.037, "7": 9.578, "8": 12.511, "9": 15.834, "10": 19.548
	2			Maximum stress : 20 (Pa)	30		
	3			Maximum stress: 30 (Pa)	30		
Task 2	"node_1": (0, 0),	"node_3": (-15, -30)	"node_1": "pinned", "node_2": "roller", "node_3": "roller",	1	Stress/Weight ratio : 0.5	30	
	2			Stress/Weight : 0.75	30		
	3			Stress/Weight : 1	30		

"You have not achieved your goal.  
Generated structure with {generated\_node\_dict} and {generated\_members\_dict} has mass of {structure\_mass} with maximum stress value being {generated\_max\_stress} (positive for tensile and negative for compressive) in member {max\_member\_stress}.  
The stress in each member is {generated\_stress}.  
The weight of each member is {member\_mass}.  
Think step by step where to add new nodes and how to connect members strategically to given {given\_node\_dict}, load {load} and supports {supports}, utilizing cross-sections from {area\_id}, to create a structure with maximum absolute stress (tensile ad compressive) under {max\_allow\_stress} (positive for tensile and negative for compressive) and total mass under {max\_allow\_structure\_mass}, put your reasoning in as comments.  
Remember Thicker cross section has less stress concentration but more mass. DO NOT modify the original given node positions {given\_node\_dict}, you can add more nodes to it. Each addition or change should be reasoned in comments in the code. Provide ONLY node\_dict and member\_dict. You can choose to optimize one of the previous structures or start from scratch."

**Fig. 3 Meta prompt that serves as a secondary prompt following the generation of an initial solution. This prompt presents the solution-score pair from the initial solution and prompts the language model to explain the reasoning behind its response. Additionally, it restates the problem for clarity.**

Once the initial solution is generated and evaluated using FEM, we provide the LLM Agent with a structured feedback meta-prompt that includes the FEM results. This feedback indicates that the initial goals have not been met, presenting the generated solution alongside the FEM data in a solution-score format. This subsequent prompt explicitly details the stress concentration in each member, prompting the LLM to strategically rethink and modify the initial structure to meet the specified criteria.

In this iteration, the LLM is tasked with reasoning and implementing necessary changes to optimize the design. This iterative prompting process is designed to progressively guide the LLM toward an optimal solution by systematically refining the design based on empirical data and simulation outcomes. Figure 3 shows the meta-prompt used to refine the generated solutions.

**2.3 Prompt Engineering.** Prompt Engineering, also known as In-Context Prompting, refers to methods for how to communicate with LLMs to steer their behavior towards desired outcomes without updating the model weights [98]. This approach is distinct from prompt design, which focuses on crafting initial inputs that optimize the model’s performance on specific tasks by exploiting its pre-existing knowledge and biases, rather than dynamically interacting with the model to guide its responses. Numerous studies have delved into optimizing the performance of LLMs by strategically constructing in-context examples. These methods include selecting examples through semantic clustering using K-NN in the embedding space [99], constructing directed graphs based on embeddings and cosine similarity where each node points to its nearest neighbor [100], and applying Q-learning techniques for sample selection [101], among other strategies [102–104]. However, incorporating these techniques can inadvertently introduce biases into the model, as they tend to prioritize examples that are similar to those in the training set. This bias may not be conducive to design optimization, where a broad exploration of possibilities is crucial. Relying heavily on similar past examples can restrict the

model’s ability to generate novel and diverse solutions, potentially stifling innovation and limiting performance in more exploratory or creative design tasks.

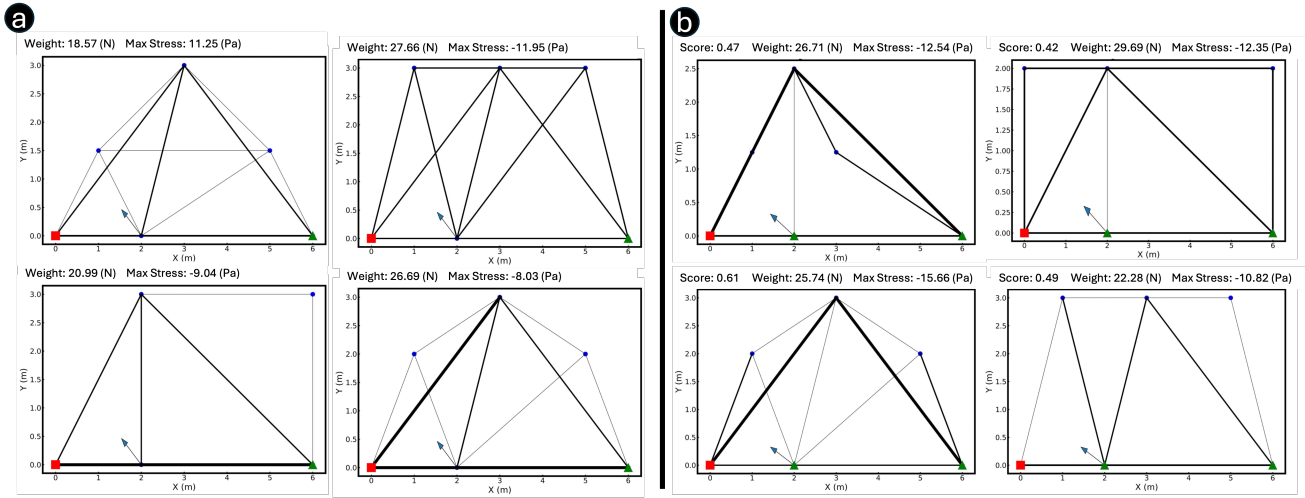
To address exploration challenges in model training, several innovative methods have been developed. These include self-consistency sampling, which involves generating multiple outputs at a temperature greater than zero and selecting the best one from these candidates [105]. Another method is the chain of thought prompting, where a sequence of short sentences describes step-by-step reasoning logic, known as reasoning chains or rationales, culminating in the final answer [106, 107]. Extending this, the tree of thought approach explores multiple reasoning paths at each step by breaking the problem into several thought steps and generating multiple thoughts per step, effectively creating a tree-like structure of possibilities [108]. While these methods enhance model exploration capabilities, they also introduce certain challenges. Self-consistency sampling can be computationally intensive, as it requires generating and evaluating multiple outputs. Chain of thought prompting, although effective in laying out logical steps, can sometimes lead to verbose and redundant outputs if not carefully managed. Similarly, the tree of thought approach, while offering a broad exploration of potential solutions, can exponentially increase computational demands and complexity, as each decision point multiplies the number of possible paths to evaluate. The ReAct framework addresses these issues by employing large language models to produce interleaved reasoning traces and task-specific actions, thus streamlining processes and effectively integrating external data, which enhances dynamic interaction with data and environments [109].

Our proposed framework utilizes the ReAct mechanism [109] to iteratively generate and refine structural designs using an LLM (GPT4). The process begins with the LLM generating an initial structure, which is then evaluated through Finite Element Method (FEM) analysis. If the structure fails to meet the specified requirements, a meta-prompt engages the LLM to reconsider and rationalize its decisions, prompting it to generate an improved solution. This cycle—evaluation, meta-prompting, and regeneration—continues until the design fulfills all specifications. In Task 2, which focuses on achieving a specific stress-to-weight ratio and a maximum weight for a structure, a modified approach is employed. Initially, the process prioritizes meeting the weight criteria. Once this is achieved, the focus shifts to adjusting the structure to satisfy the stress-to-weight ratio requirements. This sequential method ensures that both critical aspects of the design are methodically addressed to meet the specifications effectively.

**3 Results and Discussion**

**3.1 Generated Results.** Figure 5 illustrates the raw solution generated by the LLM agent, designed for simplified parsing and integration into the FEM module for further analysis. The solution is organized into two key dictionaries: "node\_dict" and "member\_dict." These dictionaries are named and formatted according to specified requirements to ensure consistency and ease of use. "Node\_dict" captures the positions of both original and newly





**Fig. 4** Final, optimized truss structures produced by the LLM agent for (a) task 1 and (b) task 2. The truss designs for each task are notably distinct, underscoring the adaptability of the LLM agent to meet unique design specifications across the design space.

```

python
# python dictionary with the original and added nodes
node_dict = {
    'node_1': (0, 0),
    'node_2': (6, 0),
    'node_3': (2, 0),
    'node_4': (2, 3), # Added to provide vertical support directly above node_3
    'node_5': (6, 3) # Added to counteract the horizontal loads and provide a more stable, triangular structure
}

# Member dictionary with the members defined by their end nodes and area_id
# Choosing appropriate area_ids based on balancing the need to minimize mass and to keep stress levels below 15
member_dict = {
    'member_1': ('node_1', 'node_3', '4'), # Thick area to handle the load from node_3 to the pinned support at node_1
    'member_2': ('node_2', 'node_3', '4'), # Similar to member_1, balancing the load distribution to the roller support at node_2
    'member_3': ('node_3', 'node_4', '3'), # Vertical member to support node_3 from above, absorbing vertical loads
    'member_4': ('node_1', 'node_4', '2'), # Diagonal member to stabilize the structure further, spreading the load
    'member_5': ('node_2', 'node_5', '2'), # Mirror of member_4, ensuring symmetry in load handling
    'member_6': ('node_4', 'node_5', '1'), # Lighter top horizontal member to connect the new nodes, minimal load expected
    'member_7': ('node_3', 'node_5', '3') # Added to provide additional pathway for load transfer from node_3 to node_2
}

```

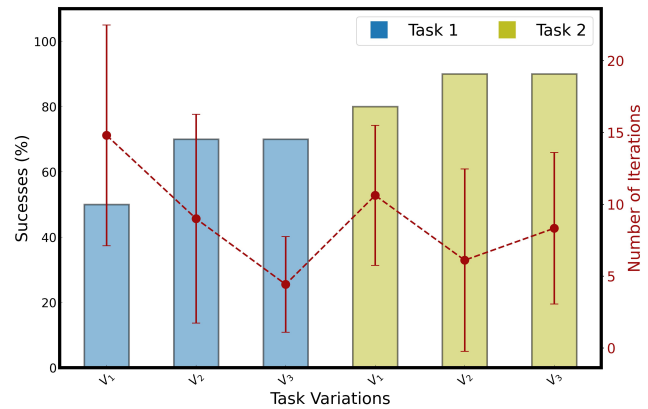
**Fig. 5** Raw solution generated by the LLM agent presented in the specified format, with reasoning highlighted in red.

added nodes, providing a clear layout of the structural elements. Meanwhile, "member\_dict" outlines the connections between these nodes, specifying end nodes and area IDs from a predefined dictionary to optimally balance mass reduction in stress within the truss structure.

Providing a clear rationale for each decision to perform an action is crucial as it allows for the verification and validation of the decisions made by automated systems, ensuring that they align with intended goals and adhere to expected standards. For instance, the decision to add node\_4 directly above node\_3 is to provide essential vertical support, crucial for absorbing loads effectively, and node\_5 is introduced to form a triangular configuration that significantly enhances stability by counteracting horizontal loads. Members such as member\_4, member\_5, and member\_7 are strategically connected to distribute loads symmetrically and enhance structural integrity. The selection of each member's area ID represents a deliberate compromise between minimizing mass and ensuring safety under stress, in accordance with structural engineering principles.

This detailed and reasoned approach in the design process underscores the ability of LLM agent to autonomously develop and refine complex structures, illustrating its potential to significantly advance engineering design through intelligent automation.

Figure 4 presents the final optimized truss structures generated by the LLM agent, with designs for tasks 1 and 2 respectively. The diversity in the structures highlights the LLM agent's adeptness at grasping and implementing engineering principles to generate not just feasible but also distinct structures tailored to the unique



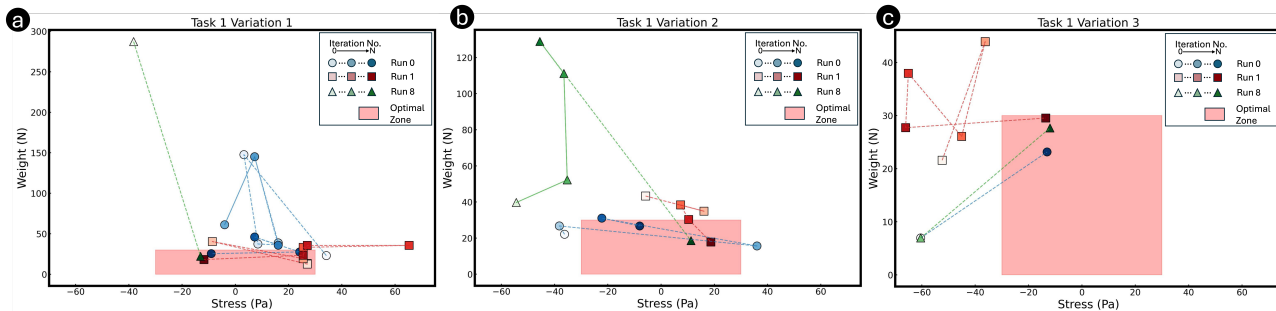
**Fig. 6** Success rate of tasks with variations over 10 runs, along with the corresponding number of iterations required to achieve the specified criteria. The success rate is measured as the percentage of successful runs out of 10 runs. The line plot depicts the mean number of iterations with standard deviation across the runs to achieve the specification.

constraints of each specified scenario.

**3.2 Framework performance.** The performance of the framework is evaluated by the success rate as well as the count of iterations across ten iterations for each task and variation to meet the specifications.

As observed in Figure 6, the LLM agent achieves a 70% success rate for Task 1 Variation 3 and Variation 2, which are noted for their relatively lenient specifications. However, the LLM agent has a 50% success rate for Variation 1 of the same task, which has more stringent specifications and demands more intensive optimization efforts. The performance of LLM agent is even more notable in Task 2, with a success rate reaching up to 90%, highlighting the flexibility of LLM agent when confronting varied degrees of task difficulty. Notably, as specifications become more stringent, there's a discernible decrease in success rates, highlighting the correlation between requirement stringency and the associated challenges in achieving success.

While Task 1 and Task 2 share similarities in optimizing stress values and stress-to-weight ratio with a maximum structural weight



**Fig. 7 Optimization trajectories for Task 1 across three different problem variations. Each panel (a) Variation 1, (b) Variation 2, and (c) Variation 3, represents a sequence of steps taken to achieve design refinement generated for 3 different runs. The initial solutions, indicated by the starting points, undergo successive iterations where the LLM evaluates solution-score pairs and proposes subsequent refinements. The dashed lines trace the path of exploration and exploitation within the solution space, converging towards an optimal design zone highlighted in red. This zone represents the targeted range of stress and mass parameters where design efficiency is maximized. Each run starting from a unique starting point demonstrates a unique trajectory toward design optimization.**

limit, the specific problem formulation impacts success rate differently. In Task 1, the LLM agent is tasked with minimizing stress values, considering both tensile and compressive stresses with positive and negative values. This inherently results in a larger design subspace. Conversely, Task 2 simply presents an absolute ratio, allowing for the possibility of the ideal value reaching 0. Consequently, the success ratio tends to be higher in Task 2 due to its more straightforward problem formulation. Overall, the nature of the problem posed in Task 1 and Task 2 plays a significant role in shaping the optimization process and influencing the success rate, making problem formulation a critical factor in determining the efficacy of LLM agent based design optimization.

Furthermore, it is observed that the stringency of specifications directly influences the optimization process of the LLM agent. As specifications tighten, the LLM agent necessitates more iterations to fulfill requirements. Conversely, looser specifications afford the agent a broader design space, fostering more exploration of the design space. However, this flexibility poses challenges, exemplified by Task 2 Variation 3. Here, exploration within the expansive design space leads to an increased number of iterations, adversely affecting performance.

**3.3 Optimization behavior.** Figure 7 shows the optimization trajectories of the LLM agent. During iterative optimization, the LLM agent begins by generating an initial solution based on the provided prompt. This initial solution serves as a starting point for the optimization process.

As the optimization progresses iteratively, the LLM agent employs a combination of exploration and exploitation strategies to refine the solution towards the optimal zone. Initially, the agent explores the solution space by generating variations or alternative solutions based on its understanding of the problem and the data provided. This exploration phase allows the agent to identify promising directions or areas within the solution space that may lead to improved outcomes.

Following the exploration phase, the LLM agent transitions to exploitation, where it focuses on refining and improving the solutions identified during exploration. This phase involves iteratively adjusting the solution based on feedback obtained from evaluating its performance against specified criteria or objectives. The agent may fine-tune parameters, adjust designs, or incorporate new insights gained during exploration to further optimize the solution.

Prompt-based optimization is a key aspect of the LLM agent’s approach. The agent leverages the information contained within the prompt to generate solutions that align with the stated goals, thereby facilitating targeted optimization.

The optimization trajectory of the LLM agent often mirrors that of traditional optimization methods, such as gradient-based

and gradient-free optimization. In gradient-based optimization, the trajectory typically involves iteratively following the gradient of the objective function to ascend towards the optimal solution. Similarly, the LLM agent’s iterative optimization process involves gradually refining solutions based on feedback, gradually converging towards the optimal zone.

In gradient-free optimization, the trajectory may be less deterministic, with the optimization process exploring the solution space using methods such as evolutionary algorithms or random search. Similarly, the LLM agent’s exploration phase encompasses a range of strategies to explore the solution space, including generating diverse variations and exploring different directions based on the prompt and available information.

Overall, the iterative optimization process of the LLM agent involves a dynamic interplay between exploration and exploitation, guided by prompt-based inputs, to iteratively refine solutions towards the optimal zone. This approach enables the agent to adapt to diverse optimization tasks and generate high-quality solutions tailored to specific objectives.

## 4 Conclusion

In conclusion, the use of LLM agents as optimizers in engineering design marks a transformative shift in how design solutions are conceived and refined. LLMs excel in parsing natural language inputs and, through in-context learning, can iteratively adapt to meet precise specifications without the need for training for a specific task. This capability is enhanced by their adeptness at reasoning through and exploring a wide range of design alternatives while also focusing on the most promising solutions. By integrating LLMs with the finite element method (FEM), the framework provides a robust means of assessing and improving design outcomes. This continuous iterative process, fueled by the feedback loop between the LLM and FEM, ensures that each design iteration moves closer to the ideal specification. The synergy between exploration and exploitation in this context not only accelerates the design process but also enhances its accuracy, promising a new era of efficiency in automated engineering solutions.

## References

- [1] Zheng, X., Zhang, X., Chen, T.-T., and Watanabe, I., 2023, “Deep learning in mechanical metamaterials: from prediction and generation to inverse design,” *Advanced Materials*, **35**(45), p. 2302530.
- [2] Newell, A., Simon, H. A., et al., 1972, *Human problem solving*, Vol. 104, Prentice-hall Englewood Cliffs, NJ.
- [3] Ferguson, E. S., 1994, *Engineering and the Mind’s Eye*, MIT press.
- [4] Cross, N., 2004, “Expertise in design: an overview,” *Design studies*, **25**(5), pp. 427–441.

- [5] Daly, S. R., Yilmaz, S., Christian, J. L., Seifert, C. M., and Gonzalez, R., 2012, "Design heuristics in engineering concept generation,"
- [6] Besson, J., Caillaud, G., Chaboche, J.-L., and Forest, S., 2009, *Non-linear mechanics of materials*, Vol. 167, Springer Science & Business Media.
- [7] Gardner, L. and Ashraf, M., 2006, "Structural design for non-linear metallic materials," *Engineering structures*, **28**(6), pp. 926–934.
- [8] Zahavi, E. and Barlam, D. M., 2000, *Nonlinear Problems in Machine Design*, CRC Press.
- [9] Gatti, G. and Svelto, C., 2023, "Exploiting nonlinearity for the design of linear oscillators: Application to an inherently strong nonlinear X-shaped-spring suspension," *Mechanical Systems and Signal Processing*, **197**, p. 110362.
- [10] Bendsoe, M. P., 1989, "Optimal shape design as a material distribution problem," *Structural optimization*, **1**, pp. 193–202.
- [11] Bendsoe, M. P. and Sigmund, O., 1999, "Material interpolation schemes in topology optimization," *Archive of applied mechanics*, **69**, pp. 635–654.
- [12] Hajela, P., Lee, E., and Lin, C.-Y., 1993, "Genetic algorithms in structural topology optimization," *Topology design of structures*, pp. 117–133.
- [13] Adeli, H. and Cheng, N.-T., 1994, "Augmented Lagrangian genetic algorithm for structural optimization," *Journal of Aerospace Engineering*, **7**(1), pp. 104–118.
- [14] Wang, S., Tai, K., and Wang, M. Y., 2006, "An enhanced genetic algorithm for structural topology optimization," *International Journal for Numerical Methods in Engineering*, **65**(1), pp. 18–44.
- [15] Radman, A., 2013, "Bi-directional evolutionary structural optimization (BESO) for topology optimization of material's microstructure," Ph.D. thesis, RMIT University.
- [16] Tang, Y., Kurtz, A., and Zhao, Y. F., 2015, "Bidirectional Evolutionary Structural Optimization (BESO) based design method for lattice structure to be fabricated by additive manufacturing," *Computer-Aided Design*, **69**, pp. 91–101.
- [17] Oliver, J., Yago, D., Cante, J., and Lloberas-Valls, O., 2019, "Variational approach to relaxed topological optimization: Closed form solutions for structural problems in a sequential pseudo-time framework," *Computer Methods in Applied Mechanics and Engineering*, **355**, pp. 779–819.
- [18] Yago, D., Cante, J., Lloberas-Valls, O., and Oliver, J., 2021, "Topology optimization using the unsmooth variational topology optimization (UNVARTOP) method: an educational implementation in MATLAB," *Structural and Multidisciplinary Optimization*, **63**, pp. 955–981.
- [19] Yago, D., Cante, J., Lloberas-Valls, O., and Oliver, J., 2022, "Topology optimization methods for 3D structural problems: a comparative study," *Archives of Computational Methods in Engineering*, **29**(3), pp. 1525–1567.
- [20] Lei, S. and Tao, D., 2023, "A Comprehensive Survey of Dataset Distillation," *IEEE Transactions on Pattern Analysis and Machine Intelligence*, **46**, pp. 17–32.
- [21] Hinton, G. E. and Salakhutdinov, R., 2006, "Reducing the Dimensionality of Data with Neural Networks," *Science*, **313**, pp. 504–507.
- [22] Duan, Y., Zhang, J., and Zhang, L., 2023, "Dataset Distillation in Latent Space," *ArXiv*, [abs/2311.15547](https://arxiv.org/abs/2311.15547).
- [23] Ogoke, O. F., Johnson, K., Glinksky, M., Laursen, C., Kramer, S., and Farimani, A. B., 2022, "Deep-learned generators of porosity distributions produced during metal Additive Manufacturing," *Additive Manufacturing*, **60**, p. 103250.
- [24] Ogoke, F., Liu, Q., Ajenifujah, O., Myers, A., Quirarte, G., Beuth, J., Malen, J., and Farimani, A. B., 2023, "Inexpensive High Fidelity Melt Pool Models in Additive Manufacturing Using Generative Deep Diffusion," *arXiv preprint arXiv:2311.16168*.
- [25] Haghighat, E., Raissi, M., Moure, A., Gomez, H., and Juanes, R., 2020, "A deep learning framework for solution and discovery in solid mechanics," *arXiv preprint arXiv:2003.02751*.
- [26] Haghighat, E., Raissi, M., Moure, A., Gomez, H., and Juanes, R., 2021, "A physics-informed deep learning framework for inversion and surrogate modeling in solid mechanics," *Computer Methods in Applied Mechanics and Engineering*, **379**, p. 113741.
- [27] Vlassis, N. N., Ma, R., and Sun, W., 2020, "Geometric deep learning for computational mechanics part I: Anisotropic hyperelasticity," *Computer Methods in Applied Mechanics and Engineering*, **371**, p. 113299.
- [28] Jadhav, Y., Berthel, J., Hu, C., Panat, R., Beuth, J., and Farimani, A. B., 2023, "StressD: 2D Stress estimation using denoising diffusion model," *Computer Methods in Applied Mechanics and Engineering*, **416**, p. 116343.
- [29] Jordan, M. I. and Mitchell, T. M., 2015, "Machine learning: Trends, perspectives, and prospects," *Science*, **349**(6245), pp. 255–260.
- [30] LeCun, Y., Bengio, Y., and Hinton, G., 2015, "Deep learning," *nature*, **521**(7553), pp. 436–444.
- [31] Lambourne, J. G., Willis, K., Jayaraman, P. K., Zhang, L., Sanghi, A., and Malekshan, K. R., 2022, "Reconstructing editable prismatic cad from rounded voxel models," *SIGGRAPH Asia 2022 Conference Papers*, pp. 1–9.
- [32] Tebyani, M., Spaeth, A., Cramer, N., and Teodorescu, M., 2021, "A Geometric Kinematic Model for Flexible Voxel-Based Robots," *Soft robotics*.
- [33] Barazzetti, L., 2016, "Parametric as-built model generation of complex shapes from point clouds," *Adv. Eng. Informatics*, **30**, pp. 298–311.
- [34] Montlahuc, J., Shah, G., Polette, A., and Pernot, J., 2018, "As-scanned point clouds generation for Virtual Reverse Engineering of CAD Assembly Models," *Proceedings of CAD'18*.
- [35] Luo, S. and Hu, W., 2021, "Diffusion Probabilistic Models for 3D Point Cloud Generation," *2021 IEEE/CVF Conference on Computer Vision and Pattern Recognition (CVPR)*, pp. 2836–2844.
- [36] Gao, K., Gao, Y., He, H., Lu, D., Xu, L., and Li, J., 2022, "Nerf: Neural radiance field in 3d vision, a comprehensive review," *arXiv preprint arXiv:2210.00379*.
- [37] Zhang, K., Riegler, G., Snively, N., and Koltun, V., 2020, "Nerf++: Analyzing and improving neural radiance fields," *arXiv preprint arXiv:2010.07492*.
- [38] Jayaraman, P. K., Lambourne, J. G., Desai, N., Willis, K. D., Sanghi, A., and Morris, N. J., 2022, "Solidgen: An autoregressive model for direct b-rep synthesis," *arXiv preprint arXiv:2203.13944*.
- [39] Zhang, S., Guan, Z., Jiang, H., Ning, T., Wang, X., and Tan, P., 2024, "Brep2Seq: a dataset and hierarchical deep learning network for reconstruction and generation of computer-aided design models," *Journal of Computational Design and Engineering*, **11**(1), pp. 110–134.
- [40] Siddiqui, Y., Alliegro, A., Artemov, A., Tommasi, T., Sirigatti, D., Rosov, V., Dai, A., and Nießner, M., 2023, "Meshgpt: Generating triangle meshes with decoder-only transformers," *arXiv preprint arXiv:2311.15475*.
- [41] Feng, Y., Feng, Y., You, H., Zhao, X., and Gao, Y., 2019, "Meshnet: Mesh neural network for 3d shape representation," *Proceedings of the AAAI conference on artificial intelligence*, Vol. 33, Paper No. 01, pp. 8279–8286.
- [42] Wu, R., Xiao, C., and Zheng, C., 2021, "Deepcad: A deep generative network for computer-aided design models," *Proceedings of the IEEE/CVF International Conference on Computer Vision*, pp. 6772–6782.
- [43] Sanghi, A., Chu, H., Lambourne, J. G., Wang, Y., Cheng, C.-Y., Fumero, M., and Malekshan, K. R., 2022, "Clip-forge: Towards zero-shot text-to-shape generation," *Proceedings of the IEEE/CVF Conference on Computer Vision and Pattern Recognition*, pp. 18603–18613.
- [44] Nichol, A., Jun, H., Dhariwal, P., Mishkin, P., and Chen, M., 2022, "Point-e: A system for generating 3d point clouds from complex prompts," *arXiv preprint arXiv:2212.08751*.
- [45] Baretto, V. M., 2018, "Automatic Learning based 2D-to-3D Image Conversion," *International journal of engineering research and technology*, **2**.
- [46] Para, W., Bhat, S., Guerrero, P., Kelly, T., Mitra, N., Guibas, L. J., and Wonka, P., 2021, "Sketchgen: Generating constrained cad sketches," *Advances in Neural Information Processing Systems*, **34**, pp. 5077–5088.
- [47] Willis, K. D., Jayaraman, P. K., Lambourne, J. G., Chu, H., and Pu, Y., 2021, "Engineering sketch generation for computer-aided design," *Proceedings of the IEEE/CVF conference on computer vision and pattern recognition*, pp. 2105–2114.
- [48] Li, C., Pan, H., Bousseau, A., and Mitra, N. J., 2022, "Free2cad: Parsing free-hand drawings into cad commands," *ACM Transactions on Graphics (TOG)*, **41**(4), pp. 1–16.
- [49] Sosnovik, I. and Oseledets, I., 2019, "Neural networks for topology optimization," *Russian Journal of Numerical Analysis and Mathematical Modelling*, **34**(4), pp. 215–223.
- [50] Nie, Z., Lin, T., Jiang, H., and Kara, L. B., 2021, "Topologygan: Topology optimization using generative adversarial networks based on physical fields over the initial domain," *Journal of Mechanical Design*, **143**(3), p. 031715.
- [51] Parrott, C. M., Abueidda, D. W., and James, K. A., 2023, "Multidisciplinary Topology Optimization Using Generative Adversarial Networks for Physics-Based Design Enhancement," *Journal of Mechanical Design*, **145**(6), p. 061704.
- [52] Mazé, F. and Ahmed, F., 2023, "Diffusion models beat gans on topology optimization," *Proceedings of the AAAI conference on artificial intelligence*, Vol. 37, Paper No. 8, pp. 9108–9116.
- [53] Jiang, H., Nie, Z., Yeo, R., Farimani, A. B., and Kara, L. B., 2021, "Stressgan: A generative deep learning model for two-dimensional stress distribution prediction," *Journal of Applied Mechanics*, **88**(5), p. 051005.
- [54] Yang, Z., Yu, C.-H., and Buehler, M. J., 2021, "Deep learning model to predict complex stress and strain fields in hierarchical composites," *Science Advances*, **7**(15), p. eabd7416.
- [55] White, D. A., Arrighi, W. J., Kudo, J., and Watts, S. E., 2019, "Multi-scale topology optimization using neural network surrogate models," *Computer Methods in Applied Mechanics and Engineering*, **346**, pp. 1118–1135.
- [56] Barmada, S., Fontana, N., Formisano, A., Thomopoulos, D., and Tucci, M., 2021, "A deep learning surrogate model for topology optimization," *IEEE Transactions on Magnetics*, **57**(6), pp. 1–4.
- [57] Jeong, H., Bai, J., Batuwatta-Gamage, C. P., Rathnayaka, C., Zhou, Y., and Gu, Y., 2023, "A physics-informed neural network-based topology optimization (PINNTO) framework for structural optimization," *Engineering Structures*, **278**, p. 115484.
- [58] Li, M., Cheng, Z., Jia, G., and Shi, Z., 2019, "Dimension reduction and surrogate based topology optimization of periodic structures," *Composite Structures*, **229**, p. 111385.
- [59] Bostanabad, R., Chan, Y.-C., Wang, L., Zhu, P., and Chen, W., 2019, "Globally approximate gaussian processes for big data with application to data-driven metamaterials design," *Journal of Mechanical Design*, **141**(11), p. 111402.
- [60] Goh, G. D., Sing, S. L., and Yeong, W. Y., 2021, "A review on machine learning in 3D printing: applications, potential, and challenges," *Artificial Intelligence Review*, **54**(1), pp. 63–94.
- [61] Jin, H., Zhang, E., and Espinosa, H. D., 2023, "Recent advances and applications of machine learning in experimental solid mechanics: A review," *Applied Mechanics Reviews*, **75**(6), p. 061001.
- [62] Vaswani, A., Shazeer, N., Parmar, N., Uszkoreit, J., Jones, L., Gomez, A. N., Kaiser, L., and Polosukhin, I., 2017, "Attention is all you need," *Advances in neural information processing systems*, **30**.
- [63] Lin, T., Wang, Y., Liu, X., and Qiu, X., 2022, "A survey of transformers," *AI open*, **3**, pp. 111–132.



- [64] Brown, T., Mann, B., Ryder, N., Subbiah, M., Kaplan, J. D., Dhariwal, P., Neelakantan, A., Shyam, P., Sastry, G., Askell, A., et al., 2020, "Language models are few-shot learners," *Advances in neural information processing systems*, **33**, pp. 1877–1901.
- [65] Chowdhery, A., Narang, S., Devlin, J., Bosma, M., Mishra, G., Roberts, A., Barham, P., Chung, H. W., Sutton, C., Gehrmann, S., et al., 2023, "Palm: Scaling language modeling with pathways," *Journal of Machine Learning Research*, **24**(240), pp. 1–113.
- [66] Chung, H. W., Hou, L., Longpre, S., Zoph, B., Tay, Y., Fedus, W., Li, Y., Wang, X., Dehghani, M., Brahma, S., et al., 2022, "Scaling instruction-finetuned language models," *arXiv preprint arXiv:2210.11416*.
- [67] Chang, Y., Wang, X., Wang, J., Wu, Y., Yang, L., Zhu, K., Chen, H., Yi, X., Wang, C., Wang, Y., et al., 2023, "A survey on evaluation of large language models," *ACM Transactions on Intelligent Systems and Technology*.
- [68] Zhao, W. X., Zhou, K., Li, J., Tang, T., Wang, X., Hou, Y., Min, Y., Zhang, B., Zhang, J., Dong, Z., Du, Y., Yang, C., Chen, Y., Chen, Z., Jiang, J., Ren, R., Li, Y., Tang, X., Liu, Z., Liu, P., Nie, J., and rong Wen, J., 2023, "A Survey of Large Language Models," *ArXiv*, **abs/2303.18223**.
- [69] Achiam, J., Adler, S., Agarwal, S., Ahmad, L., Akkaya, I., Aleman, F. L., Almeida, D., Altenschmidt, J., Altman, S., Anadkat, S., et al., 2023, "Gpt-4 technical report," *arXiv preprint arXiv:2303.08774*.
- [70] Zhang, H., Song, H., Li, S., Zhou, M., and Song, D., 2023, "A survey of controllable text generation using transformer-based pre-trained language models," *ACM Computing Surveys*, **56**(3), pp. 1–37.
- [71] Zhou, J., Lu, T., Mishra, S., Brahma, S., Basu, S., Luan, Y., Zhou, D., and Hou, L., 2023, "Instruction-Following Evaluation for Large Language Models," *ArXiv*, **abs/2311.07911**.
- [72] Wang, Y., Kordi, Y., Mishra, S., Liu, A., Smith, N. A., Khashabi, D., and Hajishirzi, H., 2022, "Self-Instruct: Aligning Language Models with Self-Generated Instructions," pp. 13484–13508.
- [73] Webb, T. W., Holyoak, K., and Lu, H., 2022, "Emergent analogical reasoning in large language models," *Nature Human Behaviour*, **7**, pp. 1526 – 1541.
- [74] Huang, J. and Chang, K., 2022, "Towards Reasoning in Large Language Models: A Survey," *ArXiv*, **abs/2212.10403**.
- [75] Lin, X. V., Mihaylov, T., Artetxe, M., Wang, T., Chen, S., Simig, D., Ott, M., Goyal, N., Bhosale, S., Du, J., Pasunuru, R., Shleifer, S., Koura, P. S., Chaudhary, V., O'Horo, B., Wang, J., Zettlemoyer, L., Kozareva, Z., Diab, M. T., Stoyanov, V., and Li, X., 2021, "Few-shot Learning with Multilingual Language Models," *ArXiv*, **abs/2112.10668**.
- [76] Perez, E., Kiela, D., and Cho, K., 2021, "True Few-Shot Learning with Language Models," *ArXiv*, **abs/2105.11447**.
- [77] Boiko, D. A., MacKnight, R., Kline, B., and Gomes, G., 2023, "Autonomous chemical research with large language models," *Nature*, **624**(7992), pp. 570–578.
- [78] Bran, A. M., Cox, S., Schilter, O., Baldassari, C., White, A. D., and Schwaller, P., 2023, "Chemcrow: Augmenting large-language models with chemistry tools," *arXiv preprint arXiv:2304.05376*.
- [79] Romera-Paredes, B., Barekatin, M., Novikov, A., Balog, M., Kumar, M. P., Dupont, E., Ruiz, F. J., Ellenberg, J. S., Wang, P., Fawzi, O., et al., 2024, "Mathematical discoveries from program search with large language models," *Nature*, **625**(7995), pp. 468–475.
- [80] Thapa, S. and Adhikari, S., 2023, "ChatGPT, bard, and large language models for biomedical research: opportunities and pitfalls," *Annals of biomedical engineering*, **51**(12), pp. 2647–2651.
- [81] Chen, Q., Sun, H., Liu, H., Jiang, Y., Ran, T., Jin, X., Xiao, X., Lin, Z., Chen, H., and Niu, Z., 2023, "An extensive benchmark study on biomedical text generation and mining with ChatGPT," *Bioinformatics*, **39**(9), p. btad557.
- [82] Lee, J., Yoon, W., Kim, S., Kim, D., Kim, S., So, C. H., and Kang, J., 2020, "BioBERT: a pre-trained biomedical language representation model for biomedical text mining," *Bioinformatics*, **36**(4), pp. 1234–1240.
- [83] Zaki, M., Krishnan, N., et al., 2023, "MaScQA: A Question Answering Dataset for Investigating Materials Science Knowledge of Large Language Models," *arXiv preprint arXiv:2308.09115*.
- [84] Xie, T., Wan, Y., Huang, W., Zhou, Y., Liu, Y., Linghu, Q., Wang, S., Kit, C., Grazian, C., Zhang, W., et al., 2023, "Large language models as master key: unlocking the secrets of materials science with GPT," *arXiv preprint arXiv:2304.02213*.
- [85] Zhu, J.-J., Jiang, J., Yang, M., and Ren, Z. J., 2023, "ChatGPT and environmental research," *Environmental Science & Technology*, **57**(46), pp. 17667–17670.
- [86] Holmes, J., Liu, Z., Zhang, L., Ding, Y., Sio, T. T., McGee, L. A., Ashman, J. B., Li, X., Liu, T., Shen, J., et al., 2023, "Evaluating large language models on a highly-specialized topic, radiation oncology physics," *Frontiers in Oncology*, **13**.
- [87] Qin, C., Zhang, A., Zhang, Z., Chen, J., Yasunaga, M., and Yang, D., 2023, "Is chatgpt a general-purpose natural language processing task solver?" *arXiv preprint arXiv:2302.06476*.
- [88] Zeng, F., Gan, W., Wang, Y., Liu, N., and Yu, P. S., 2023, "Large language models for robotics: A survey," *arXiv preprint arXiv:2311.07226*.
- [89] Wang, G., Xie, Y., Jiang, Y., Mandlekar, A., Xiao, C., Zhu, Y., Fan, L., and Anandkumar, A., 2023, "Voyager: An open-ended embodied agent with large language models," *arXiv preprint arXiv:2305.16291*.
- [90] Yang, C., Wang, X., Lu, Y., Liu, H., Le, Q. V., Zhou, D., and Chen, X., 2023, "Large language models as optimizers," *arXiv preprint arXiv:2309.03409*.
- [91] Buehler, M. J., 2024, "MechGPT, a Language-Based Strategy for Mechanics and Materials Modeling That Connects Knowledge Across Scales, Disciplines, and Modalities," *Applied Mechanics Reviews*, **76**(2), p. 021001.
- [92] Zhu, Q. and Luo, J., 2023, "Generative transformers for design concept generation," *Journal of Computing and Information Science in Engineering*, **23**(4), p. 041003.
- [93] Makatura, L., Foshey, M., Wang, B., Hähnlein, F., Ma, P., Deng, B., Tjandra-suwita, M., Spielberg, A., Owens, C. E., Chen, P. Y., et al., 2023, "How Can Large Language Models Help Humans in Design and Manufacturing?" *arXiv preprint arXiv:2307.14377*.
- [94] Picard, C., Edwards, K. M., Doris, A. C., Man, B., Giannone, G., Alam, M. F., and Ahmed, F., 2023, "From Concept to Manufacturing: Evaluating Vision-Language Models for Engineering Design," *arXiv preprint arXiv:2311.12668*.
- [95] Liu, P., Yuan, W., Fu, J., Jiang, Z., Hayashi, H., and Neubig, G., 2023, "Pre-train, prompt, and predict: A systematic survey of prompting methods in natural language processing," *ACM Computing Surveys*, **55**(9), pp. 1–35.
- [96] Wang, L., Chen, X., Deng, X., Wen, H., You, M., Liu, W., Li, Q., and Li, J., 2024, "Prompt engineering in consistency and reliability with the evidence-based guideline for LLMs," *npj Digital Medicine*, **7**(1), p. 41.
- [97] Li, Y., 2023, "A practical survey on zero-shot prompt design for in-context learning," *arXiv preprint arXiv:2309.13205*.
- [98] Oppenlaender, J., 2023, "A taxonomy of prompt modifiers for text-to-image generation," *Behaviour & Information Technology*, pp. 1–14.
- [99] Liu, J., Shen, D., Zhang, Y., Dolan, B., Carin, L., and Chen, W., 2021, "What Makes Good In-Context Examples for GPT-3?" *arXiv preprint arXiv:2101.06804*.
- [100] Su, H., Kasai, J., Wu, C. H., Shi, W., Wang, T., Xin, J., Zhang, R., Ostendorf, M., Zettlemoyer, L., Smith, N. A., et al., 2022, "Selective annotation makes language models better few-shot learners," *arXiv preprint arXiv:2209.01975*.
- [101] Zhang, Y., Feng, S., and Tan, C., 2022, "Active example selection for in-context learning," *arXiv preprint arXiv:2211.04486*.
- [102] Diao, S., Wang, P., Lin, Y., and Zhang, T., 2023, "Active prompting with chain-of-thought for large language models," *arXiv preprint arXiv:2302.12246*.
- [103] Lu, Y., Bartolo, M., Moore, A., Riedel, S., and Stenetorp, P., 2021, "Fantastically ordered prompts and where to find them: Overcoming few-shot prompt order sensitivity," *arXiv preprint arXiv:2104.08786*.
- [104] Zhao, Z., Wallace, E., Feng, S., Klein, D., and Singh, S., 2021, "Calibrate before use: Improving few-shot performance of language models," *International conference on machine learning*, PMLR, pp. 12697–12706.
- [105] Wang, X., Wei, J., Schuurmans, D., Le, Q., Chi, E., Narang, S., Chowdhery, A., and Zhou, D., 2022, "Self-consistency improves chain of thought reasoning in language models," *arXiv preprint arXiv:2203.11171*.
- [106] Wei, J., Wang, X., Schuurmans, D., Bosma, M., Xia, F., Chi, E., Le, Q. V., Zhou, D., et al., 2022, "Chain-of-thought prompting elicits reasoning in large language models," *Advances in neural information processing systems*, **35**, pp. 24824–24837.
- [107] Fu, Y., Peng, H., Sabharwal, A., Clark, P., and Khot, T., 2022, "Complexity-based prompting for multi-step reasoning," *The Eleventh International Conference on Learning Representations*.
- [108] Yao, S., Yu, D., Zhao, J., Shafran, I., Griffiths, T., Cao, Y., and Narasimhan, K., 2024, "Tree of thoughts: Deliberate problem solving with large language models," *Advances in Neural Information Processing Systems*, **36**.
- [109] Yao, S., Zhao, J., Yu, D., Du, N., Shafran, I., Narasimhan, K., and Cao, Y., 2022, "React: Synergizing reasoning and acting in language models," *arXiv preprint arXiv:2210.03629*.
- [110] Takezawa, A. and Kobashi, M., 2017, "Design methodology for porous composites with tunable thermal expansion produced by multi-material topology optimization and additive manufacturing," *Composites Part B: Engineering*, **131**, pp. 21–29.
- [111] Xia, L. and Breitkopf, P., 2014, "Concurrent topology optimization design of material and structure within FE2 nonlinear multiscale analysis framework," *Computer Methods in Applied Mechanics and Engineering*, **278**, pp. 524–542.
- [112] Wu, J., Sigmund, O., and Groen, J. P., 2021, "Topology optimization of multi-scale structures: a review," *Structural and Multidisciplinary Optimization*, **63**, pp. 1455–1480.
- [113] Deng, B., Zareei, A., Ding, X., Weaver, J. C., Rycroft, C. H., and Bertoldi, K., 2022, "Inverse design of mechanical metamaterials with target nonlinear response via a neural accelerated evolution strategy," *Advanced Materials*, **34**(41), p. 2206238.
- [114] Maurizi, M., Gao, C., and Berto, F., 2022, "Inverse design of truss lattice materials with superior buckling resistance," *npj Computational Materials*, **8**(1), p. 247.
- [115] Li, M., Jia, G., Cheng, Z., and Shi, Z., 2021, "Generative adversarial network guided topology optimization of periodic structures via Subset Simulation," *Composite Structures*, **260**, p. 113254.
- [116] Behzadi, M. and Ilies, H., 2021, "Real-Time Topology Optimization in 3D via Deep Transfer Learning," *ArXiv*, **abs/2102.07657**.
- [117] Haghight, E., Raissi, M., Moure, A., Gómez, H., and Juanes, R., 2021, "A physics-informed deep learning framework for inversion and surrogate modeling in solid mechanics," *Computer Methods in Applied Mechanics and Engineering*, **379**, p. 113741.
- [118] Wang, Y., Oyen, D., Guo, W., Mehta, A., Scott, C. B., Panda, N., Fernández-Godino, M. G., Srinivasan, G., and Yue, X., 2021, "StressNet-Deep learning to predict stress with fracture propagation in brittle materials," *Npj Materials Degradation*, **5**(1), p. 6.

**List of Figures**

1 Schematic of the proposed framework. Specifications, boundaries, and loading conditions are provided in natural language. The large language model (LLM) Agent generates a candidate solution, which is then evaluated using finite element method (FEM) that serves as a discriminator. The FEM provides feedback to the LLM Agent in the form of a solution-score pair, enabling the LLM to identify and implement the modifications needed to meet the specified requirements. . . . . 2

2 Initial prompt for generating initial solution. This prompt outlines the method for constructing a truss using given nodes, loads, supports, and cross-sectional areas and describes the procedure for determining the mass of each member. . . . . 3

3 Meta prompt that serves as a secondary prompt following the generation of an initial solution. This prompt presents the solution-score pair from the initial solution and prompts the language model to explain the reasoning behind its response. Additionally, it restates the problem for clarity. . . . . 4

4 Final, optimized truss structures produced by the LLM agent for (a) task 1 and (b) task 2. The truss designs for each task are notably distinct, underscoring the adaptability of the LLM agent to meet unique design specifications across the design space. . . . . 5

5 Raw solution generated by the LLM agent presented in the specified format, with reasoning highlighted in red. . . . . 5

6 Success rate of tasks with variations over 10 runs, along with the corresponding number of iterations required to achieve the specified criteria. The success rate is measured as the percentage of successful runs out of 10 runs. The line plot depicts the mean number of iterations with standard deviation across the runs to achieve the specification. . . . . 5

7 Optimization trajectories for Task 1 across three different problem variations. Each panel (a) Variation 1, (b) Variation 2, and (c) Variation 3, represents a sequence of steps taken to achieve design refinement generated for 3 different runs. The initial solutions, indicated by the starting points, undergo successive iterations where the LLM evaluates solution-score pairs and proposes subsequent refinements. The dashed lines trace the path of exploration and exploitation within the solution space, converging towards an optimal design zone highlighted in red. This zone represents the targeted range of stress and mass parameters where design efficiency is maximized. Each run starting from a unique starting point demonstrates a unique trajectory toward design optimization. . . . . 6

**List of Tables**

1 Truss Design Specifications . . . . . 4