

# Improving TAS Adaptability with a Variable Temperature Threshold

Anthony Dowling, Ming-Cheng Cheng, Yu Liu

*Department of Electrical and Computer Engineering, Clarkson University, 8 Clarkson Ave., Potsdam, 13699, New York, USA*

---

## Abstract

Thermal-Aware Scheduling (TAS) provides methods to manage the thermal dissipation of a computing chip during task execution. These methods aim to avoid issues such as accelerated aging of the device, premature failure and degraded chip performance. In this work, we implement a new TAS algorithm, VTF-TAS, which makes use of a variable temperature threshold to control task execution and thermal dissipation. To enable adequate execution of the tasks to reach their deadlines, this threshold is managed based on the theory of fluid scheduling [3]. Using an evaluation methodology as described in [1], we evaluate VTF-TAS using a set of 4 benchmarks from the COMBS benchmark suite [2] to examine its ability to minimize chip temperature throughout schedule execution. Through our evaluation, we demonstrate that this new algorithm is able to adaptively manage the temperature threshold such that the peak temperature during schedule execution is lower than POD-TAS, with no requirement for an expensive search procedure to obtain an optimal threshold for scheduling.

*Keywords:* Thermal Aware Scheduling, Proper Orthogonal Decomposition, High Resolution Thermal Modelling, CPU Thermal Management, Real-Time Scheduling

---

## 1. Introduction

POD-TAS [1], is a TAS algorithm that relies on a pair of static temperature thresholds. Through evaluation, this algorithm proved to be very capable of controlling the CPU temperature within the defined maximum temperature. However, this algorithm carries a limitation in its requirement for a fixed threshold. Requiring the threshold to be static invokes a need for a search to obtain an optimal value for the threshold. This search carries high computational cost to find the optimal threshold values. Instead, if the algorithm were able to find an optimal or nearly optimal threshold during scheduling, this would avoid the high cost of searching for the optimum. This could be achieved with a number of granularities; the simplest would be to make a more intelligent search capability for the algorithm to perform scheduling as little as possible while finding the optimum threshold for a given task set and CPU, but this would still involve a great deal of cost. Moving to finer granularities, the threshold could be optimized per scheduling period, using the threshold found in the previous period as an initial value as to a potential optimum when starting a search.

---

*Email address:* [dowlinah@clarkson.edu](mailto:dowlinah@clarkson.edu) (Anthony Dowling)

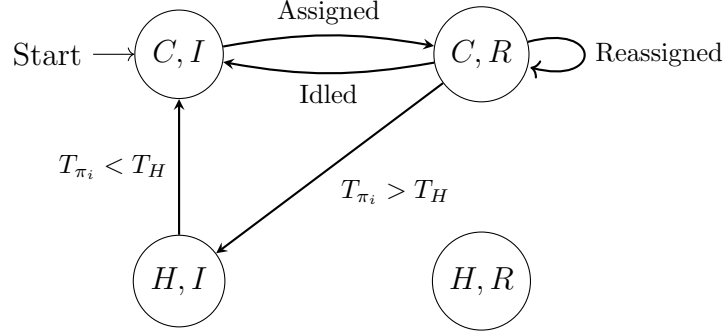


Figure 1: State Transition Diagram for CPU Cores in VTF-TAS

---

**Algorithm 1** Pseudocode of VTF-TAS Core State Management (Primary Concept)

---

```

1: function UPDATE_STATES_VTF( $\pi, \Psi, T_\pi, \Lambda$ )
2:   for  $\pi_i \in \pi$  do
3:     if  $T_{\pi_i} < T_H$  then
4:        $run\_state \leftarrow R$ 
5:       if  $\Lambda_{\pi_i} = \emptyset$  then
6:          $run\_state \leftarrow I$ 
7:          $\Psi_{\pi_i} \leftarrow (C, run\_state)$ 
8:       else
9:          $\Psi_{\pi_i} \leftarrow (H, I)$ 
10:  return  $\{\Psi_{\pi_i} \text{ where } \pi_i \in \pi\}$ 

```

---

However, both of these methods would require a search mechanism which would invoke high computational cost. Instead, a purely variable threshold would be preferable.

In this work, we utilize concepts from POD-TAS [1], including the TAS notation, to define, implement, and test an algorithm that is capable of dynamically optimizing the temperature threshold during schedule creation. To achieve dynamic adjustment of the temperature threshold, a heuristic is developed based on fluid scheduling [3]. Fluid scheduling is a scheduling methodology that aims to maintain a constant rate of execution for tasks so that execution completes exactly at the task’s deadline. Our heuristic aims to maintain a nearly fluid execution rate for all of the scheduled tasks, maintaining their execution rate by adjustment of the temperature threshold. If the tasks need to execute more to maintain a fluid execution rate, the temperature threshold is increased; but if the tasks are executing faster than their fluid execution rate, the threshold is lowered.

## 2. VTF-TAS: A Variably Thresholded Fluid TAS Algorithm

The control flow of the VTF-TAS algorithm is similar to the flow of POD-TAS. However, the ASSIGN\_TASKS and UPDATE\_STATES algorithm are both changed to meet the needs of this new algorithm. Furthermore, the SELECT\_TASKS algorithm is integrated into the new ASSIGN\_TASKS\_VTF algorithm to allow for greater control over task to core assignments.

---

**Algorithm 2** Pseudocode of the VTF-TAS Algorithm (Primary Concept)

---

```
1: function VTF-TAS( $\tau, T_{H0}, t_{end}, W_D, \pi, p_{len}$ )
2:    $t_{curr} \leftarrow 0; \sigma \leftarrow []; T_H \leftarrow T_{H0}; \Lambda \leftarrow \emptyset; \Psi \leftarrow \{(C, I) : \pi_i \in \pi\};$ 
3:   while  $t_{curr} < t_{end}$  do
4:      $t_{prem} \leftarrow p_{len} - (t_{curr} \% p_{len})$ 
5:     if NEED_ASSIGNMENT( $\tau, \Psi, \Lambda, \pi, t_{prem}$ )  $\vee t_{curr} = 0 \vee t_{prem} = 0$  then
6:        $\Lambda \leftarrow$  ASSIGN_TASKS_VTF( $\tau, \pi, \Psi, t_{prem}$ )
7:        $append(\sigma, (t_{curr}, \Lambda))$ 
8:        $t_{curr} \leftarrow t_{curr} + \Delta t$ 
9:        $T_H \leftarrow$  UPDATE_THRESHOLD( $\tau, T_H, p_{len}, t_{curr}, W_D$ )
10:       $T_\pi \leftarrow$  PREDICT_TEMP( $P_\sigma, t_{curr}$ )
11:       $\Psi \leftarrow$  UPDATE_STATES_VTF( $\pi, \Psi, T_\pi, \Lambda$ )
12:   return  $\sigma$ 
```

---

---

**Algorithm 3** Pseudocode of Checking for Assignment Required (Primary Concept)

---

```
1: function NEED_ASSIGNMENT( $\tau, \Psi, \Lambda, \pi, t_{prem}$ )
2:   if  $\exists \tau_i \in \Lambda : TimeLeft(\tau_i) = 0$  then  $\triangleright$  Check if any assigned tasks have finished
3:     return true
4:   if  $\forall \tau_i \in \tau : TimeLeft(\tau_i) = 0$  then  $\triangleright$  Check if all tasks have finished
5:     return false
6:   if  $\exists \pi_i \in \pi : (T_{\pi_i} > T_H \wedge \Lambda_{\pi_i} \neq \emptyset)$  then  $\triangleright$  Check if any cores are overheated
7:     return true
8:   if  $\exists \tau_i \in \tau : (TimeLeft(\tau_i) = t_{prem} \wedge \tau_i \notin \Lambda)$  then  $\triangleright$  Check if any tasks need an
9:     return true  $\triangleright$  override and are not executing
10:  if  $\exists \tau_i \in \tau : (TimeLeft(\tau_i) \neq 0 \wedge \tau_i \notin \Lambda)$  then  $\triangleright$  Check if any tasks are incomplete
11:    if  $\exists \pi_i \in \pi : \Psi_{\pi_i} = (C, I)$  then  $\triangleright$  Check if any core state is  $(C, I)$ 
12:    return true
```

---

To start, a key difference between VTF-TAS and POD-TAS [1] begins with its use of CPU core states. In POD-TAS, there were three thermal states: cold, warm, and hot. In VTF-TAS, we do not use the  $T_C$  threshold; thus, we only have cold and hot for available thermal states. Idle and running remain for execution states, however, giving us 4 possible CPU core states. The CPU core states used in VTF-TAS and their transitions are shown in Figure 1. Again, the  $(H, R)$  state is unreachable, because as soon as the temperature of a core is detected to have exceeded  $T_H$ , it is idled. Algorithm 1 demonstrates this logic in the form of pseudocode to construct the set  $\Psi$ , which is used in other algorithms to denote the CPU core states.

The core VTF-TAS algorithm is shown in Algorithm 2. Initially, the  $T_H$  value is given as an input to the algorithm as  $T_{H0}$ . This allows the algorithm to be “hinted” as to a valid initial value of  $T_H$ . This is also used to improve the algorithm flexibility later on. The primary loop flows similarly to POD-TAS [1], iterating through the time domain and constructing the schedule,  $\sigma$ . However, VTF-TAS checks at each time step if an assignment is needed using Algorithm 3. This checks the conditions of the CPU and tasks to ensure

---

**Algorithm 4** Pseudocode of VTF-TAS Task to Core Mapping Algorithm (Primary Concept)

---

```
1: function ASSIGN_TASKS_VTF( $\tau, \pi, \Psi, t_{prem}$ )
2:    $\pi_{sorted} \leftarrow \text{sort}(\{\pi_i \in \pi | T_{\pi_i} \leq T_{\pi_{i+1}}\})$        $\triangleright$  Sort cores by ascending temperature
3:    $\pi' \leftarrow \text{sort}(\{\pi_i \in \pi | \Psi_{\pi_i} \neq (H, I) \wedge T_{\pi_i} \leq T_{\pi_{i+1}}\})$        $\triangleright$  Exclude overheated cores
4:    $\tau_{sorted} \leftarrow \text{sort}(\tau | \text{TimeLeft}(\tau_i) \geq \text{TimeLeft}(\tau_{i+1}))$        $\triangleright$  Sort tasks by remaining time
5:    $\tau_{\Omega} \leftarrow \{\tau_i \in \tau_{sorted} | \text{TimeLeft}(\tau_i) = t_{prem}\}$        $\triangleright$  Find overridden tasks
6:    $\tau' \leftarrow \tau_{sorted} - \tau_{\Omega}$        $\triangleright$  Find not overridden tasks
7:   for  $\tau_i \in \tau_{\Omega}$  do       $\triangleright$  Assign overridden tasks
8:     for  $\pi_i \in \pi_{sorted}$  do       $\triangleright$  to any CPU core
9:       if  $\Lambda_{\pi_i} = \emptyset$  then
10:          $\Lambda_{\pi_i} \leftarrow \tau_i$ 
11:         break
12:   for  $\tau_i \in \tau'$  do       $\triangleright$  Assign not overridden tasks
13:     for  $\pi_i \in \pi'$  do       $\triangleright$  to CPU cores that aren't overheated
14:       if  $\Lambda_{\pi_i} = \emptyset$  then
15:          $\Lambda_{\pi_i} \leftarrow \tau_i$ 
16:         break
17:   return  $\{\Lambda_{\pi_i} \text{ where } \pi_i \in \pi \wedge \Lambda_{\pi_i} \neq \emptyset\}$ 
```

---

that assignments are made when required. After assignment,  $T_H$  is updated depending on the execution progress of the tasks, temperature prediction is performed in the same manner as POD, and the CPU core states are updated using Algorithm 1 before moving on to the next time step. The key improvements of VTF-TAS arise from the updated task assignment method and the ability for  $T_H$  to be updated as the schedule is constructed.

Algorithm 3 is used to check the conditions of the tasks and CPU cores to see if an assignment is needed either to ensure task completion, or to avoid overheating. It consists of a set of five condition checks. The first condition checks to see if any currently assigned tasks have completed, which triggers an assignment. The second check checks to see if all of the tasks in  $\tau$  have completed. If so, no assignment is needed, since the first condition would have already caused them to be unassigned. The third condition checks to see if any tasks require an override to ensure their completion by the end of the period. The fourth check looks for any overheated cores that aren't currently idle to trigger an assignment to idle them. Lastly, we check for incomplete tasks in  $\tau$  that are not currently assigned. If such tasks exist, then if any cores are cool and idle, then an assignment is triggered.

Algorithm 4 describes the task assignment algorithm of VTF-TAS. Here, the candidate task selection operations are integrated into the assignment algorithm to enable the overriding of threshold restrictions for tasks that must be executed continuously to meet their deadline. First, the CPU cores are sorted according to their temperature to create  $\pi_{sorted}$ . Also, a second sorted set of CPU cores,  $\pi'$  is created, excluding overheated cores. Next, the tasks are sorted according to their remaining execution time to prioritize the execution of tasks with higher remaining run time.  $\tau_{\Omega}$  is a set of the tasks that must be constantly executed in order to meet their deadline, while  $\tau'$  contains the tasks without temperature overrides. After these sets are constructed, tasks in  $\tau_{\Omega}$  are assigned to the coolest available cores first to avoid unnecessary overheating of the CPU cores. Then, any remaining tasks

---

**Algorithm 5** Pseudocode of Threshold Update Algorithm (Primary Concept)

---

```
1: function UPDATE_THRESHOLD( $\tau, T_H, p_{len}, t_{curr}, W_D$ )
2:   static  $C \leftarrow 0$ ; static  $D \leftarrow 0$ ; static  $D_{prev} \leftarrow 0$ ;
3:    $p_{done} \leftarrow (t_{curr} \% p_{len}) / p_{len}$   $\triangleright$  static variables keep their value between calls
4:    $U_\tau \leftarrow \frac{1}{n(\tau)} \sum_{i=1}^{n(\tau)} \frac{WCET(\tau_i)}{p_{len}}$   $\triangleright$  and are only instantiated to 0 on the first call
5:    $U_F \leftarrow -1 * U_\tau * p_{done} + U_\tau$ 
6:    $U_\sigma \leftarrow \frac{1}{n(\tau)} \sum_{i=1}^{n(\tau)} \frac{TimeLeft(\tau_i)}{p_{len}}$ 
7:    $H \leftarrow (((U_\sigma / U_F) + (U_\sigma - U_F)) / 2) - 0.5$ 
8:    $H_{scaled} \leftarrow H * (1 - p_{done})$   $\triangleright$  Scales heuristic by remaining percent of period
9:    $D \leftarrow 0$ 
10:  if  $H_{scaled} > W_D$  then
11:     $D \leftarrow 1$ ;  $T_{H_{new}} \leftarrow T_H + (1 / (C + 1))$ 
12:  else if  $H_{scaled} < -1 * W_D$  then
13:     $D \leftarrow -1$ ;  $T_{H_{new}} \leftarrow T_H - (1 / (C + 1))$ 
14:  if  $D \neq 0 \wedge (D_{prev} = 0 \vee D = D_{prev})$  then
15:     $C = C + 1$ 
16:  else
17:     $C = 0$ 
18:   $D_{prev} \leftarrow D$ 
19:  return  $T_{H_{new}}$ 
```

---

are assigned to available cool CPU cores.

The last algorithm used in the implementation of VTF-TAS is Algorithm 5, which describes the process by which  $T_H$  is updated. First,  $C$ ,  $D$ , and  $D_{prev}$  are initialized to 0. These are static variables, so they keep their value between calls to this algorithm. This is needed to track the state of certain values throughout scheduling. Then, the percentage of the current scheduling period that has been completed is calculated to be used in other calculations.  $U_\tau$  stores the average of task utilization of the period. Utilization is calculated as the WCET of the task divided by the period length. The next value,  $U_F$  stores the remaining utilization of  $\tau$  if the tasks have been executing in a fluid manner.  $U_\sigma$  is calculated to be the average remaining utilization of the task set.  $\sigma$  is used for this notation, as this value is dependent on the schedule. Remaining utilization is calculated as the remaining execution time of the task divided by the period length.  $U_\sigma$  and  $U_F$  are then used to calculate  $H$ , the threshold update heuristic.  $H$  is calculated as the average of the difference and ratio of  $U_\sigma$  and  $U_F$ . We also subtract 0.5 from this value so that when  $U_\sigma = U_F$ ,  $H = 0$ . The average is used to prevent the heuristic from being sensitive to the ratio becoming too large or the difference becoming too small at the end of the period. Averaging these two values helps to keep  $H$  stable throughout the period.  $H$  is also scaled based on the remaining percent of the period, as the ratio component can cause massive fluctuations in  $H$  toward the end of the period.

The scaled heuristic value is then compared to  $W_D$ , which defines a “dead zone” around 0 for threshold updates. If  $H_{scaled} > W_D$ , then the threshold is increased, otherwise if  $H_{scaled} < -1 * W_D$ , then the threshold is decreased. Threshold updates are also dampened using  $1 / C + 1$ .  $C$  stores the number of consecutive threshold updates in the same direction.

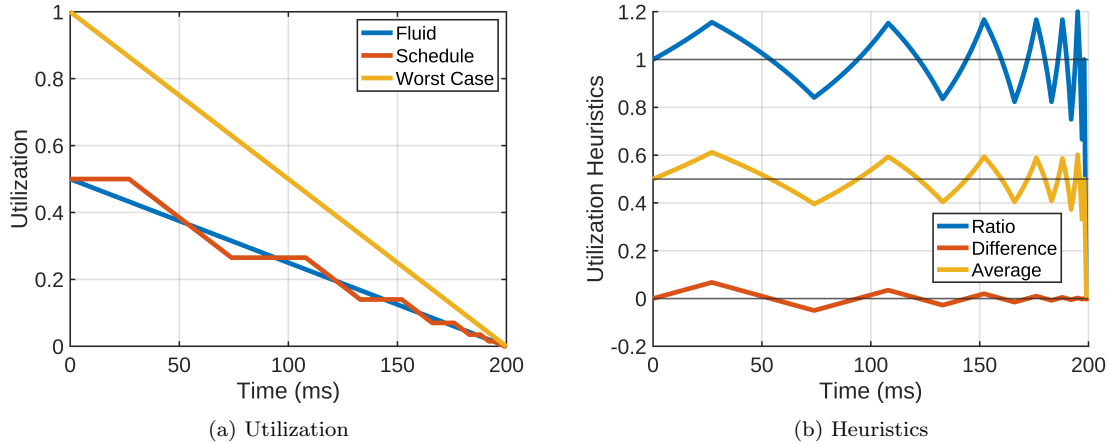


Figure 2: Examination of Utilization Behavior

Thus, repeated updates to the threshold cannot cause  $T_H$  to become too large or too small. The direction of the update is tracked with  $D$ , a positive update results in  $D = 1$ , while a negative update sets  $D = -1$ . If  $|H_{scaled}| < W_D$ , then  $D$  becomes 0 to denote no update occurring. The final if statement in the algorithm on line 14 checks to ensure that an update occurred, and that it is either the first update in a given direction, or that it is in the same direction as the previous update.

Figure 2 demonstrates the heuristic behavior using a simulated execution schedule. Figure 2a shows the utilization of an example synthetic execution schedule (orange) versus the fluid utilization (blue). When the schedule utilization is not decreasing, this indicates that no tasks are executing. Decrease of this value shows active task execution. Once the schedule utilization reaches 0, then all tasks have completed their execution. The worst case line indicates the point where the tasks would need to constantly execute in order to complete before their deadline. Should the schedule utilization exceed this, then at least one task's deadline will be breached. Figure 2b shows the heuristics that can be used for controlling the temperature threshold during scheduling. We can see that the ratio of schedule and fluid utilization is stable in the beginning of the period, but suffers rapid fluctuations toward the end of the period. Conversely, the difference of these values shows a loss of sensitivity toward the end of the period. These effects are due to the decreasing magnitude of the utilization as the period continues. To rectify this issue, we can see that the average of the ratio and difference gives a heuristic that remains more stable throughout the entire period. This value is used as  $H$  in Algorithm 5.

### 3. Evaluation Methodology

For VTF-TAS, we improve the methodology from [1] to use a more realistic initial condition for temperature prediction during TAS. By default, POD temperature prediction begins with the CPU temperature being uniform at  $T_{amb}$ , or 45°C. While this is valid, it represents a CPU that is entirely without power. This scenario is not representative of a realistic TAS scenario, where a CPU would be powered on, but idle, before beginning schedule execution. Thus, we used the static power dissipation of the CPU to perform POD prediction until the output of the ODE solver stabilized. These ODE outputs, when used to reconstruct the

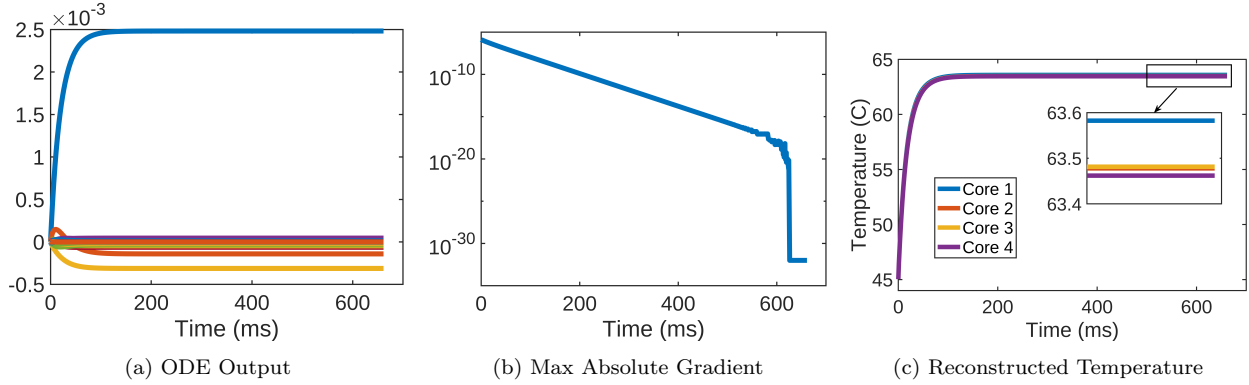


Figure 3: Finding Idle Steady-State CPU Temperature

CPU temperature yield the steady state temperature of the CPU when only static power is applied. This thermal state is representative of a CPU that is idle, but powered on.

Figure 3 shows this process. Figure 3a shows the calculated ODE coefficients. They appear to stabilize very quickly, but Figure 3b shows the maximum absolute value of the first derivative of the coefficients. This shows that it takes much longer for their values to stop changing. Around 600ms, we can see that it drops to a value of  $10^{-32}$  and does not change. In the computed data, we replaced 0 values with this value to enable logarithmic scale plotting of the data. Thus, the ODE output completely stops changing at this point. Figure 3c shows the reconstructed temperature of the CPU cores in this case. We can see that they stabilize to nearly the same value. Since our CPU floorplan is symmetric, this is expected. However, the values are not perfectly equal due to numerical error during FEM and POD training.

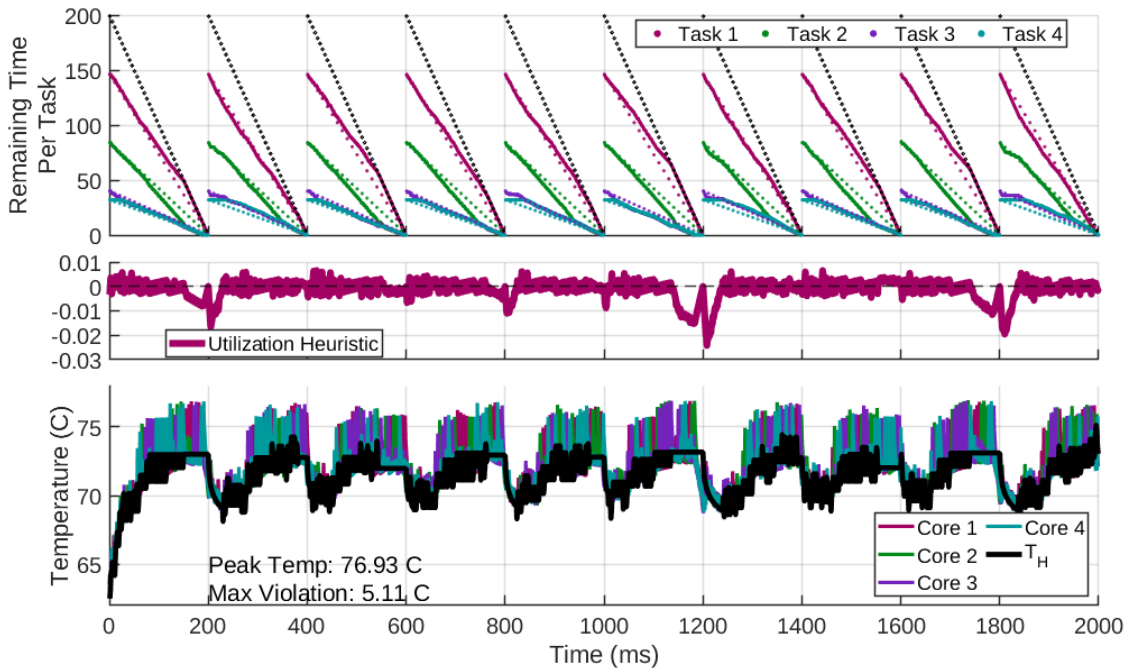


Figure 4: VTF-TAS with  $W_D = 0.0$

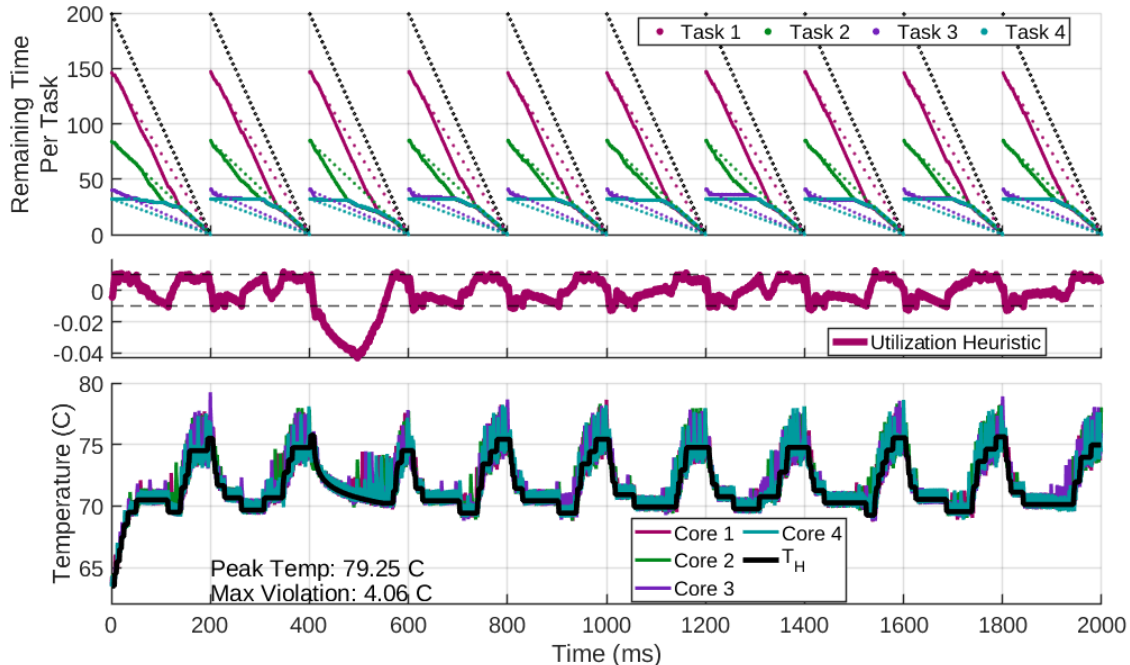


Figure 5: VTF-TAS with  $W_D = 0.01$

#### 4. Evaluating VTF-TAS

To evaluate the VTF-TAS algorithm’s scheduling performance, we have constructed schedules under a number of conditions to observe the predicted thermal behavior. This evaluation gives us an understanding of the behavior of VTF-TAS and due to the accuracy of the POD thermal model, we can assume that the actual CPU temperature when calculated with FEM will differ minimally from the temperature predicted during scheduling.

The first experiment performed is with  $W_D = 0$ . The results of this test are shown in Figure 4. The topmost subplot shows the remaining execution time for each task throughout the scheduling period. The dotted lines represent the remaining execution times of the task if it were executing according to a purely fluid schedule. The black dotted line represents the remaining time in the period. Should a task’s remaining run time meet this line, then that task is given an override, which disables threshold updates, and allows that task to execute on any core, even overheated ones, to ensure its completion before its deadline. We tend to see overrides occurring towards the end of each period due to task 1 executing too slowly, triggering the override mechanism. The middle plot shows the scheduling heuristic. In general, if tasks are executing more quickly than their fluid execution rate, then this heuristic is below 0, while slower execution brings the heuristic above 0. Since in this experiment,  $W_D = 0$ , when the heuristic is negative,  $T_H$  decreases, and vice versa. The last plot shows the predicted CPU temperature during scheduling for each core along with  $T_H$  being shown as the solid black line.  $T_H$  tends to be regularly updated in this scenario, but remains fairly stable throughout scheduling.

Figure 5 shows the scheduling behavior with  $W_D = 0.01$ . Here, the heuristic is allowed to vary around 0 before triggering an update to  $T_H$ , which leads to a generally more stable  $T_H$  value. However, we can see that this leads to high variance in  $T_H$  since toward the end of the period, many fast updates to increase  $T_H$  occur, causing a spike, leading to a worse



Table 1: Effects of  $W_D$  on VTF-TAS Performance

$W_D$	Peak Temp ( $^{\circ}\text{C}$ )	Max Violation ( $^{\circ}\text{C}$ )
0.0	76.93	5.11
0.001	77.07	5.13
0.01	79.25	4.06
0.1	107.43	36.93

overall peak temperature, and higher variance in the core temperatures.

Table 1 shows the peak CPU temperature and maximum threshold violations for varying values of  $W_D$ . From this table, we can see that maximum performance is achieved when  $W_D = 0$ , meaning that while this mechanism can help prevent unnecessary changes to  $T_H$ , it does have a slightly negative impact on overall thermal performance of the constructed schedule. From this evaluation, we can see that when  $W_D = 0$ , this algorithm’s peak temperature is lower than POD-TAS’ [1] peak temperature by  $\approx 1.5^{\circ}\text{C}$ . Plots similar to Figures 4 and 5 for  $W_D = 0.1$  and  $W_D = 0.001$  are shown in Appendix A. We do not perform the final FEM evaluation of the schedule temperature in this work due to the high accuracy demonstrated by the POD thermal model used during scheduling.

## 5. Conclusion

Using the methodology and core concepts put forth with the POD-TAS algorithm [1], we designed and evaluated a new algorithm for TAS, VTF-TAS. This algorithm utilizes concepts from fluid scheduling to enable the adaptive management of the temperature threshold during task scheduling. This capability removes the need for the search process used for POD-TAS [1], removing a high computational overhead for obtaining optimal thresholds to use during scheduling. Through our evaluation, we demonstrate that VTF-TAS is capable of achieving a lower peak temperature than the POD-TAS algorithm while not violating task deadlines.

## References

- [1] Anthony Dowling, Lin Jiang, Ming-Cheng Cheng, and Yu Liu. Regulating cpu temperature with thermal-aware scheduling using a reduced order learning thermal model. *arXiv preprint arXiv:2310.00854*, 2023.
- [2] Anthony Dowling, Frank Swiatowicz, Yu Liu, Alexander John Tolnai, and Fabian Herbert Engel. Combs: First open-source based benchmark suite for multi-physics simulation relevant hpc research. In *Algorithms and Architectures for Parallel Processing: 20th International Conference, ICA3PP 2020, New York City, NY, USA, October 2–4, 2020, Proceedings, Part I 20*, pages 3–14. Springer, 2020.
- [3] Muhammad Naeem Shehzad, Qaisar Bashir, Ghufran Ahmad, Adeel Anjum, Muhammad Naeem Awais, Umar Manzoor, Zeeshan Azmat Shaikh, Muhammad A Balubaid, and Tanzila Saba. Thermal-aware resource allocation in earliest deadline first using fluid scheduling. *International Journal of Distributed Sensor Networks*, 15(3):1550147719834417, 2019.

## Appendix A. VTF-TAS with Other Values of $W_D$

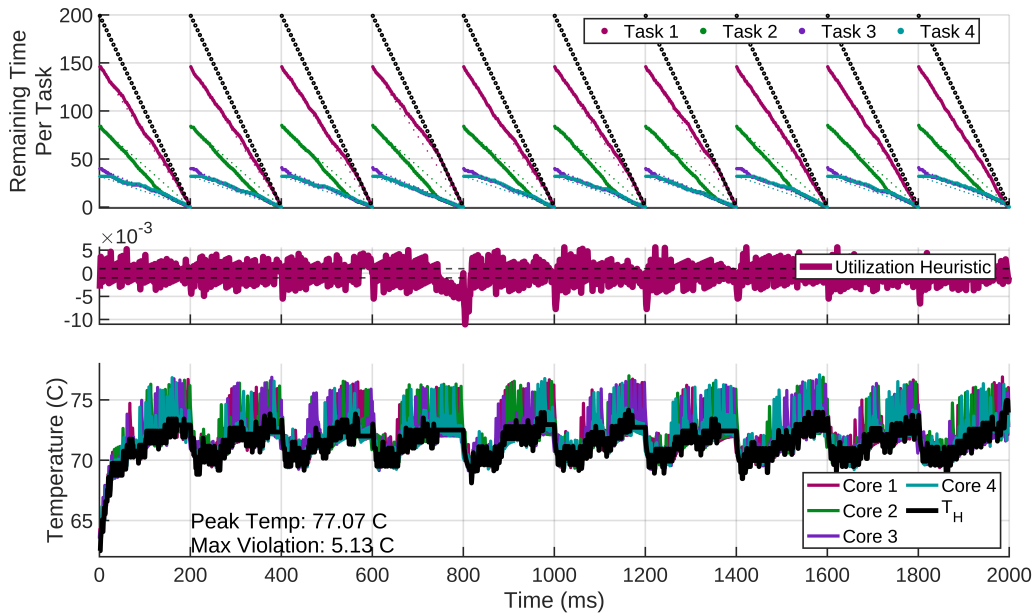


Figure A.6: VTF-TAS with  $W_D = 0.001$

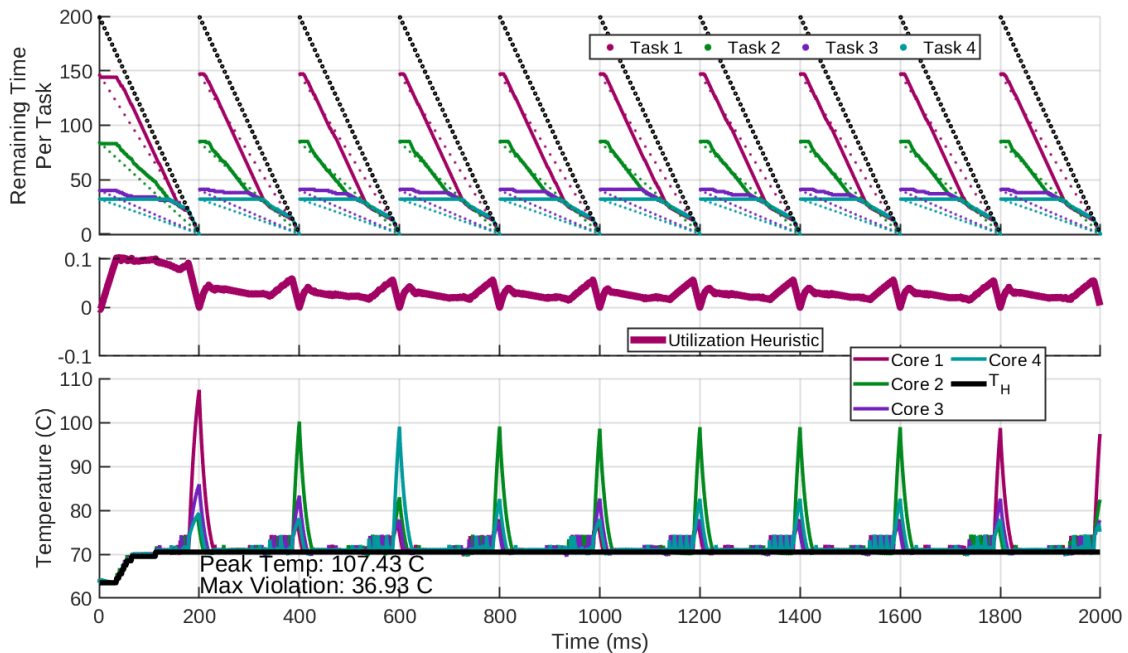


Figure A.7: VTF-TAS with  $W_D = 0.1$