

PoisonedFL: Model Poisoning Attacks to Federated Learning via Multi-Round Consistency

Yueqi Xie
HKUST
yxieay@connect.ust.hk

Minghong Fang
Duke University
minghong.fang@duke.edu

Neil Zhenqiang Gong
Duke University
neil.gong@duke.edu

ABSTRACT

Model poisoning attacks are critical security threats to Federated Learning (FL). Existing model poisoning attacks suffer from two key limitations: 1) they achieve suboptimal effectiveness when defenses are deployed, and/or 2) they require knowledge of the model updates or local training data on genuine clients. In this work, we make a key observation that their suboptimal effectiveness arises from only leveraging model-update consistency among malicious clients within individual training rounds, making the attack effect self-cancel across training rounds. In light of this observation, we propose PoisonedFL, which enforces multi-round consistency among the malicious clients' model updates while not requiring any knowledge about the genuine clients. Our empirical evaluation on five benchmark datasets shows that PoisonedFL breaks eight state-of-the-art defenses and outperforms seven existing model poisoning attacks. Moreover, we also explore new defenses that are tailored to PoisonedFL, but our results show that we can still adapt PoisonedFL to break them. Our study shows that FL systems are considerably less robust than previously thought, underlining the urgency for the development of new defense mechanisms.

ACM Reference Format:

Yueqi Xie, Minghong Fang, and Neil Zhenqiang Gong. 2024. PoisonedFL: Model Poisoning Attacks to Federated Learning via Multi-Round Consistency. In . ACM, New York, NY, USA, 16 pages. <https://doi.org/XXXXXXX.XXXXXXX>

1 INTRODUCTION

Federated Learning (FL) enables clients—such as smartphones, self-driving cars, and IoT devices—to collaboratively train a model without sharing their raw local training data with a central server [22, 26]. Typically, FL involves multiple training rounds, each of which consists of three key steps: 1) the server sends the current *global model* to the clients or a subset of them; 2) a client trains a *local model* based on the current global model and its local training data, and sends the *model update* (i.e., the difference between local model and global model) to the server; and 3) the server aggregates the clients' model updates according to an *aggregation rule* and adds

the *aggregated model update* to the global model. FL has wide applications across diverse domains, including healthcare [3, 21, 31] and finance [5, 38].

However, due to the distributed nature, FL is fundamentally vulnerable to *model poisoning attacks* [10, 14, 18, 32]. In particular, an attacker can control some *malicious clients* and send carefully crafted *malicious model updates* to the server to poison the global model. The malicious clients could be compromised *genuine clients* or injected *fake clients*. The poisoned global model misclassifies many inputs indiscriminately, i.e., it has a large testing error rate (also known as untargeted model poisoning attacks).

Existing model poisoning attacks suffer from two key limitations. First, they [10, 14, 18, 32] only leverage *in-round consistency*, i.e., they send the same or similar malicious model updates in a single training round to amplify the attack effect, but neglect *multi-round consistency*. For instance, Fang attack [18] crafts the malicious model updates in a given training round to maximally deviate the global model in that round, while MPAF [14] sets the malicious model updates in a training round as the magnified difference between the current global model and a random model. Such a strategy limits the attack effectiveness when defenses are deployed. This is because defenses weaken the attack effect in every training round by filtering and clipping the malicious model updates; and the weakened attack effects further self-cancel across training rounds due to the lack of multi-round consistency, as shown by our measurement results in Section 4. Second, most existing attacks [10, 18, 32] require knowledge of genuine clients' model updates or local training data. They often assume *compromising a significant number of genuine clients* to obtain such knowledge, which is notably impractical. These attacks with suboptimal effectiveness and/or impractical assumptions give a false sense of FL security.

Our work: In this work, we propose PoisonedFL, a novel model poisoning attack to FL, which overcomes the above limitations of existing attacks. Specifically, to enhance attack effectiveness, PoisonedFL leverages two key components: 1) multi-round consistency, and 2) dynamic attack magnitude adjustment. The first component ensures that even if the attack effect is weakened in individual training rounds by defenses, the cumulative attack effect over multiple training rounds remains undeterred. The second component aims to prevent the malicious model updates from being entirely filtered out in individual training rounds by defenses. Moreover, PoisonedFL does not require genuine clients' information, and is agnostic to the defenses deployed by the server.

For the first component, our key observation is that a model, when updated substantially in a random direction, exhibits significantly degraded accuracy (see Fig. 10 in Appendix). Based on this observation, we formulate an *all-round* optimization problem that facilitates multi-round consistency. Specifically, the objective of our

Permission to make digital or hard copies of all or part of this work for personal or classroom use is granted without fee provided that copies are not made or distributed for profit or commercial advantage and that copies bear this notice and the full citation on the first page. Copyrights for components of this work owned by others than the author(s) must be honored. Abstracting with credit is permitted. To copy otherwise, or republish, to post on servers or to redistribute to lists, requires prior specific permission and/or a fee. Request permissions from permissions@acm.org.
Conference'17, July 2017, Washington, DC, USA

© 2024 Copyright held by the owner/author(s). Publication rights licensed to ACM.
ACM ISBN 978-x-xxxx-xxxx-x/YY/MM
<https://doi.org/XXXXXXX.XXXXXXX>

optimization problem is to maximize the magnitude of the total aggregated model updates in a random *update direction*, which is characterized by a random *sign vector* \mathbf{s} . Each dimension of the sign vector \mathbf{s} is either +1 or -1 uniformly at random, meaning that the total aggregated model updates increase or decrease the corresponding parameter of the global model. With such total aggregated model updates, the final global model is substantially moved along the random update direction, leading to a large testing error rate. Note that our objective stands substantially distinct from those of existing attacks, as it enforces multi-round consistency without self-cancellation. However, it is challenging to solve the all-round optimization problem in a given round because the model updates in future training rounds are not available. To address the challenge, we transform the optimization problem as a *per-round* one, which aims to find malicious model updates on the malicious clients to maximize the magnitude of the aggregated model update along the update direction \mathbf{s} in each round. In particular, our malicious model update is a dimension-wise product of the sign vector \mathbf{s} and a *magnitude vector*, a dimension of which indicates the magnitude of the corresponding dimension of the malicious model update.

For the second component, we propose to dynamically adjust the magnitude vector in each training round based on the attack results in the past rounds, making our attack effective against the unknown defense that the server may have deployed. Our key idea is to find a magnitude vector that has a large magnitude while avoiding the malicious model update being filtered out by the unknown defense. On one hand, based on the global models and malicious model updates in the previous training rounds, we estimate the model updates of genuine clients to determine an *unit magnitude vector*. The magnitude vector is the product of the unit magnitude vector and a *scaling factor*. On the other hand, we set the scaling factor based on whether the attack achieves the objective in the past rounds. In particular, our attack objective is that the total aggregated model updates have the random update direction \mathbf{s} . We leverage *statistical hypothesis testing* to check whether our attack in the previous rounds achieves this objective. If not, it means the malicious updates were filtered out by the defense in previous rounds and thus we decrease the scaling factor to be more stealthy.

We evaluate our PoisonedFL on five benchmark datasets. Our results show that, under the least knowledge scenario – that is, no knowledge about the defense nor genuine local training data/models – PoisonedFL can break eight state-of-the-art FL defenses [11, 13, 17, 28, 34, 39, 40]. For instance, PoisonedFL can reduce the global models to random guessing in many cases. Moreover, in most cases, PoisonedFL achieves higher testing error rates than existing attacks [10, 14, 18, 32] when a defense is deployed even if we assume the attacker has access to the local models of all genuine clients. In the remaining cases, both PoisonedFL and some existing attacks reduce the global models to random guessing. Furthermore, PoisonedFL remains effective across different FL settings including the fraction of malicious clients, the degree of non-IID of the genuine clients' local training data, the number of epochs used to train a local model, and the fraction of clients selected to participate in each training round.

We also explore new defenses tailored to PoisonedFL. For instance, PoisonedFL enforces the malicious model updates across training rounds to have the same sign vector, but model updates

from genuine clients may not satisfy such constraints. Therefore, we design a method to detect fake clients based on the sign vectors of the model updates across multiple training rounds. However, we can still adapt PoisonedFL to counter such defense with a minor impact on attack effectiveness. In particular, instead of using the same sign vector across all training rounds, our adapted PoisonedFL randomly flips a small portion of the sign vector in each training round when crafting the malicious model updates. Our results highlight the need for new defense mechanisms.

To summarize, our key contributions are as follows:

- We uncover a fundamental limitation of existing model poisoning attacks, i.e., their inconsistent malicious model updates across multiple training rounds self-cancel the attack effect, leading to suboptimal attack effectiveness.
- We propose PoisonedFL that leverages consistent malicious model updates, does not require knowledge about genuine local training data or local models, and is agnostic to the defense deployed by the server.
- We perform extensive experiments to demonstrate that PoisonedFL breaks state-of-the-art FL defenses and outperforms state-of-the-art attacks.
- We explore new defenses tailored to PoisonedFL and show their insufficiency by adapting PoisonedFL to counter them.

2 BACKGROUND AND RELATED WORK

2.1 Federated Learning (FL)

Federated Learning (FL) [22, 26] is a machine learning paradigm that allows many clients (e.g., smartphones) to collaboratively train a model without sending their raw local training data to a server. Suppose we have n clients and each client has a local training dataset \mathcal{D}_i , $i = 1, 2, \dots, n$. FL aims to solve an optimization problem that is defined as $\min \sum_{i=1}^n \mathcal{L}(\mathbf{w}, \mathcal{D}_i)$, where $\mathbf{w} \in \mathbb{R}^d$ is the model (called global model), d is the number of parameters in the model \mathbf{w} , and $\mathcal{L}(\mathbf{w}, \mathcal{D}_i)$ is the local loss function for client i . FL iteratively trains the global model \mathbf{w} . In the t -th training round, the server first distributes the current global model \mathbf{w}^{t-1} to all clients or a subset of them. For simplicity, we assume all clients are selected, but we will also evaluate a subset of them are selected in each training round in our experiments. Each client i then trains a local model \mathbf{w}_i^t based on the current global model and its local training data. For instance, client i initializes \mathbf{w}_i^t as \mathbf{w}^{t-1} and iteratively updates \mathbf{w}_i^t via minimizing $\mathcal{L}(\mathbf{w}, \mathcal{D}_i)$ using Stochastic Gradient Descent (SGD). After training the local model \mathbf{w}_i^t , client i sends the model update $\mathbf{g}_i^t = \mathbf{w}_i^t - \mathbf{w}^{t-1}$ to the server. Finally, the server aggregates the received model updates and updates the global model as follows:

$$\mathbf{w}^t = \mathbf{w}^{t-1} + \mathbf{g}^t, \quad (1)$$

where $\mathbf{g}^t = AR(\{\mathbf{g}_i^t\}_{i \in [1, n]})$ is the aggregated model update, AR denotes the aggregation rule used by the server, and $\{\mathbf{g}_i^t\}_{i \in [1, n]}$ is the set of clients' model updates. For instance, when AR is FedAvg [26], the aggregated model update $AR(\{\mathbf{g}_i^t\}_{i \in [1, n]})$ is the average of the clients' model updates.

2.2 Poisoning Attacks to FL

In model poisoning attacks [8, 10, 18, 32], malicious clients corrupt the global model via sending carefully crafted malicious model updates to the server. In a targeted attack [8], a poisoned global model only misclassifies attacker-chosen inputs with certain properties (e.g., embedded with an attacker-chosen trigger). In contrast, in an untargeted attack [10, 18, 32], a poisoned global model indiscriminately misclassifies a large number of clean inputs, leading to a large testing error rate and eventually denial-of-service attacks. Therefore, we focus on untargeted attacks in this work.

Requiring genuine clients' information: One category of model poisoning attacks [10, 18, 32] require that an attacker has access to genuine clients' model updates or local training data. To obtain such knowledge, these attacks often assume an attacker can compromise a large fraction of genuine clients. For instance, in *a little is enough (LIE) attack* [10], the attacker computes the average of the genuine model updates of the compromised genuine clients and adds perturbation to them to craft the malicious model updates in each training round. Concurrent to LIE, Fang et al. [18] proposed the first optimization-based attack framework that can be tailored to any aggregation rule. Their key idea is that the attacker crafts the malicious model updates such that the aggregated model update after attack deviates substantially from the before-attack one in each training round. Building upon this attack framework [18], the authors in [32] assume the malicious model update to be the sum of the before-attack aggregated model update and a fixed perturbation vector scaled by a factor, where the scaling factor is optimized to maximize the deviation between the after-attack aggregated model update and the before-attack one.

Not requiring genuine clients' information: The other category of model poisoning attacks [14] do not rely on any genuine clients' information. Therefore, they only assume that an attacker can inject fake clients into an FL system, which is more realistic than compromising genuine clients. Since genuine clients' information is not available, these attacks craft malicious model updates based on heuristics. For instance, in MPAF [14], the attacker crafts malicious model updates such that the global model progressively moves towards a random model in each training round.

Limitations of existing attacks: Existing attacks suffer from the following limitations. First, the first category of attacks require an attacker to compromise a large fraction of genuine clients, which is not affordable in production FL [33]. Second, both categories of attacks craft malicious model updates independently in different training rounds, leading to self-cancellation of attack effect across training rounds. As a result, they achieve suboptimal attack effectiveness when defenses are deployed.

2.3 Defenses against Poisoning Attacks

Defenses against poisoning attacks to FL can be roughly categorized into *Byzantine-robust aggregation rules*, *provably robust defenses*, and *malicious clients detection*.

Byzantine-robust aggregation rules: Instead of using the average of the clients' model updates to update the global model, Byzantine-robust aggregation rules [11, 13, 19, 27, 28, 34, 37, 39] typically employ statistical analysis to filter out or clip outlier model updates before aggregating them. For instance, Multi-Krum [11]

iteratively selects the model update that is the closest to its nearest neighbor model updates, and aggregates them. Dimension-wise Median (or Trimmed Mean) [39] uses the median (or trimmed-mean) of the clients' local models for each dimension. Norm Bound [34] aims to minimize the impact of potential malicious model updates by clipping the magnitudes of all model updates. FLTrust [13] assumes the server uses a clean and small dataset to bootstrap trust. Specifically, in FLTrust [13], the server trains a server model and assigns trust scores to clients by measuring the similarity between the server model update and clients' model updates. Under some assumptions about the learning problem and clients' local training data distribution, these Byzantine-robust aggregation rules often can theoretically guarantee that the learnt global model does not change much when the number of malicious clients is bounded. However, they are still vulnerable to our attack because these assumptions often do not hold and a bounded change in the parameters of the global model does not guarantee a small change of error rate.

Provably robust defenses: Provably robust defenses [15, 17, 36] can provide stronger theoretical guarantees than Byzantine-robust aggregation rules. In particular, given a number of malicious clients, a provably robust defense can guarantee a lower bound of testing accuracy no matter what poisoning attacks the malicious clients use. For instance, FLCert [17] trains multiple global models, each of which is trained using a subset of clients. Given a testing input, FLCert predicts its label by taking a majority vote among the multiple global models. A major limitation of these provably robust defenses is that they can only tolerate a small number of malicious clients, i.e., the lower bound of testing accuracy reduces to 0 when the number of malicious clients is moderate. As a result, they are still vulnerable to our attack since an attacker can easily inject a large number of fake clients.

Malicious clients detection: These defenses [25, 40] aim to detect malicious clients during or after the training process. After detecting malicious clients, the server can further efficiently recover/re-train an accurate global model using the remaining clients [16]. For instance, FLDetector [40] aims to detect malicious clients by utilizing the inconsistency of a client's model updates across multiple training rounds. Their key idea is that the model updates of a benign client in multiple training rounds are all calculated based on the client's local training data, while the model updates of a malicious client are crafted without following the learning procedure. As a result, the model updates of a benign client satisfy certain consistency constraints across training rounds, while those of a malicious client do not, making it possible to distinguish between benign and malicious clients. In our attack, we enforce the malicious model updates of a malicious client to be consistent across training rounds, making FLDetector ineffective.

3 THREAT MODEL

Attacker's goal: Following previous works [10, 18, 32], we consider the goal of an attacker is to poison the training process of FL such that the final learnt global model makes incorrect predictions for a large number of clean inputs indiscriminately. In other words, the poisoned global model has a large testing error rate. Such a global model would eventually be abandoned, leading to denial-of-service attacks [9].

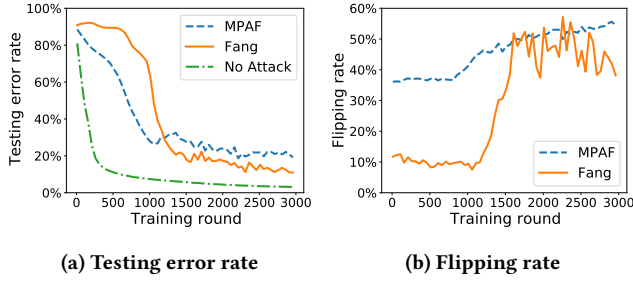


Figure 1: Illustration of (a) limited attack effectiveness and (b) inconsistent malicious model updates of existing attacks.

Attacker’s capability: We assume that the attacker is capable of injecting fake clients into an FL system as malicious clients. We note that this is a practical threat model. Multiple platforms [1, 4, 6] can be used to automatically inject fake devices/clients in a distributed system. For instance, when the FL system learns a global model on Android smartphones (i.e., clients), e.g., Google’s next-word prediction on Android devices [2], an attacker can use a laptop to simulate fake smartphones via Android emulators [14].

Attacker’s background knowledge: We consider the *minimal* background knowledge scenario, which represents the most realistic threat model. Specifically, the attacker has access to the global models during the training process since the server sends them to the clients including the fake ones. However, the attacker does not have access to genuine local training data nor local models on any genuine client. Moreover, we assume the attacker does not know the defense (e.g., Byzantine-robust aggregation rule, provably robust defense, or detector) deployed by the server.

We note that our threat model is the same as previous fake client based model poisoning attacks [14], which do not require genuine clients’ information.

4 MOTIVATION

We first introduce our key observation about why existing model poisoning attacks achieve suboptimal attack effectiveness, which motivates the design of our PoisonedFL in the next section. We show experimental results on the MNIST dataset with the default parameter settings described in Section 6.1. We assume the server uses Trimmed Mean [39] as the defense. Moreover, we assume the ratio of fake clients to genuine clients is 20%. We consider MPAF [14], an attack not requiring genuine clients’ information, and Fang [18], a representative attack that requires genuine clients’ information. To give advantages to Fang, we assume the attacker knows the local models of *all* participating genuine clients in each round when crafting malicious model updates on fake clients.

In each training round, these attacks craft a malicious model update for each fake client selected by the server to participate in training. A malicious model update g_i^t of fake client i in training round t can be decomposed into a dimension-wise product of a *sign vector* s_i^t and a *magnitude vector* $|g_i^t|$, where $|\cdot|$ means dimension-wise absolute value of a vector. Each dimension of s_i^t is either +1 or -1, while all dimensions of $|g_i^t|$ are non-negative. A dimension with a +1 (or -1) sign aims to increase (or decrease) the corresponding dimension/parameter of the global model. For a fake client, we say

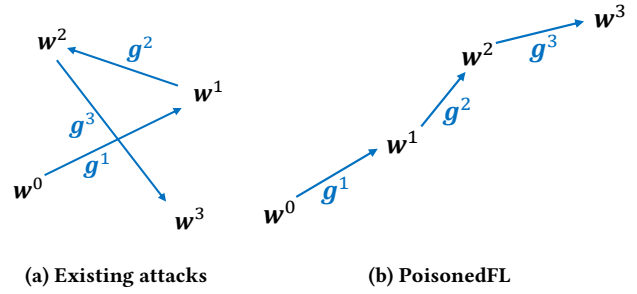


Figure 2: Illustration of the global-model evolution in three training rounds under existing attacks and PoisonedFL. The attack effect self-cancels in existing attacks, while PoisonedFL consistently moves the global model along the same direction.

a dimension is flipped in round t if its sign in the malicious model update is flipped, compared to that in the previous training round. A flipped dimension in a training round t may cancel the attack effect of the previous training round $t - 1$. This is because the malicious model updates aim to increase the dimension of the global model in one training round but decrease it in the other. For each training round t , we define *flipping rate* as the fraction of flipped dimensions of a malicious model update averaged over the fake clients.

Fig. 1a shows the testing error rate of the global model as a function of training round when no attack, MPAF, or Fang is used; while Fig. 1b shows the flipping rate as a function of training round when MPAF or Fang is used to craft malicious model updates on the fake clients. We observe that the flipping rate of MPAF is always larger than 35% and that of Fang is larger than 40% in the last around 1,500 training rounds, leading to self-cancellation of attack effect in many rounds. For instance, in Fang attack, the flipping rate is around 10% in nearly the first 1,000 training rounds, i.e., the malicious model updates maintain some degree of “consistency”. As a result, the global model under Fang attack has a large testing error rate in those rounds as shown in Fig. 1a. However, the flipping rate rapidly increases as the training proceeds, eventually leading to self-cancellation of attack effect and an accurate global model.

5 POISONEDFL

5.1 Overview

Our PoisonedFL aims to craft malicious model updates on the fake clients such that the final global model is substantially moved along a random update direction, leading to a large testing error rate. Towards this goal, our malicious model updates on the fake clients are a dimension-wise product between a sign vector (characterizing the update direction of each dimension) and a magnitude vector (characterizing the update size of each dimension). The sign vector is randomly picked at the beginning and keeps the same across training rounds to enforce consistency; while the magnitude vector dynamically changes to simultaneously have large magnitudes and avoid being filtered out by the unknown defense that may be deployed by the server. In particular, we set the magnitude vector in a training round by considering whether our attack is successful in the previous training rounds to avoid being filtered out by a defense. Thus, the aggregated model updates across training rounds

are likely to have consistent sign vectors (i.e., update direction) and add up instead of cancelling out with each other. As a result, the final global model is substantially moved along the random update direction, leading to a large testing error rate.

Fig. 2 illustrates how the global model evolves in existing attacks and our attack in three training rounds, where \mathbf{w}^0 , \mathbf{w}^1 , \mathbf{w}^2 , and \mathbf{w}^3 are the global models, while \mathbf{g}^1 , \mathbf{g}^2 , and \mathbf{g}^3 are the aggregated model updates in the three training rounds. The aggregated model updates self-cancel across training rounds in existing attacks due to inconsistent update directions (i.e., sign vectors), while they add up towards the same, random update direction in our attack.

5.2 Formulating an Optimization Problem

All-round optimization problem: Suppose we have n genuine clients and m fake clients. The genuine clients are numbered as $1, 2, \dots, n$, while the fake clients are numbered as $n+1, \dots, n+m$. We denote by T the total number of training rounds and \mathbf{w}^T the final global model. Recall that our attack goal is to poison the training process such that the final global model \mathbf{w}^T has a large testing error rate. We observe that $\mathbf{w}^T = \mathbf{w}^0 + \sum_{t=1}^T \mathbf{g}^t$, where \mathbf{w}^0 is the initial global model and $\mathbf{g}^t = AR(\{\mathbf{g}_i^t\}_{i \in [1, n+m]})$ is the aggregated model update in training round t . We denote by $\text{sign}(\sum_{t=1}^T \mathbf{g}^t)$ the sign vector (i.e., update direction) of the *total aggregated model update* $\sum_{t=1}^T \mathbf{g}^t$ in the T training rounds. Each dimension of a sign vector is either +1 or -1, which means increasing or decreasing the corresponding parameter of the global model.

If the total aggregated model update $\sum_{t=1}^T \mathbf{g}^t$ has a large magnitude and a random update direction, then the final global model \mathbf{w}^T is substantially moved along the random update direction and would have a large testing error rate no matter what the initial global model \mathbf{w}^0 is. For instance, Fig. 10 in Appendix shows an example where a global model becomes nearly random guessing when moved along a random update direction substantially. Based on this observation, our goal is to craft the malicious model updates $\{\mathbf{g}_i^t\}_{i \in [n+1, n+m], t \in [1, T]}$ on the fake clients in the T training rounds such that the total aggregated model update $\sum_{t=1}^T \mathbf{g}^t$ has a large magnitude along a random update direction. Formally, we formulate the following *all-round* optimization problem:

$$\begin{aligned} & \max_{\mathbf{g}_i^t, i \in [n+1, n+m], t \in [1, T]} \left\| \sum_{t=1}^T \mathbf{g}^t \right\| \\ & \text{s.t. } \text{sign}\left(\sum_{t=1}^T \mathbf{g}^t\right) = \mathbf{s}, \end{aligned} \quad (2)$$

where $\|\cdot\|$ is ℓ_2 -norm and \mathbf{s} is a random sign vector that characterizes a random update direction. Each dimension of \mathbf{s} is picked as either +1 or -1 uniformly at random. However, the all-round optimization problem is hard to solve. In particular, when solving the malicious model updates in training round t , the model updates in the future training rounds are not available yet. To address the challenge, we transform our all-round optimization problem into a *per-round* one. **Per-round optimization problem:** Our key idea is to enforce the aggregated model update \mathbf{g}^t in each training round t to have the sign vector \mathbf{s} . In particular, for each training round t , we reformulate

a per-round optimization problem as follows:

$$\max_{\mathbf{g}_i^t, i \in [n+1, n+m]} \|\mathbf{g}^t\|, \text{ s.t. } \text{sign}(\mathbf{g}^t) = \mathbf{s}. \quad (3)$$

Since the aggregated model updates across training rounds have the same sign vector \mathbf{s} , their magnitudes add up in the total aggregated model update, leading to a bad global model.

5.3 Solving the Optimization Problem

It is still challenging to solve the per-round optimization problem in Equation 3. This is because $\mathbf{g}^t = AR(\{\mathbf{g}_i^t\}_{i \in [1, n+m]})$, but the attacker does not have access to the aggregation rule AR nor the model updates of the genuine clients. We address the challenge via proposing a method to approximately solve the optimization problem. Our key idea is to enforce that the malicious model updates on the fake clients have the same sign vector \mathbf{s} , so the aggregated model updates are likely to have the sign vector \mathbf{s} (see Table 4 in Appendix for an example in our experiments). Specifically, we assume that the malicious model update \mathbf{g}_i^t of fake client i in training round t has the following form:

$$\mathbf{g}_i^t = \mathbf{k}^t \odot \mathbf{s}, \forall i \in [n+1, n+m], \forall t \in [1, T], \quad (4)$$

where \mathbf{k}^t is the magnitude vector of the malicious model updates in training round t .

Recall that the objective function of our per-round optimization problem is to maximize the magnitude of the aggregated model update $\|\mathbf{g}^t\|$. One naive way to achieve this objective is to select a large magnitude vector \mathbf{k}^t . However, such a magnitude vector \mathbf{k}^t may be filtered out by the server when a defense (e.g., Multi-Krum [11], FLTrust [13], or FLAME [28]) is deployed, leading to suboptimal attack effectiveness as our experiments in Section 6 show. Therefore, our goal is to maximize the magnitude vector \mathbf{k}^t while avoiding being filtered out by an unknown defense that may be deployed by the server. To achieve this goal, our key idea is to pick \mathbf{k}^t that has a large magnitude but is also similar to the model updates on the genuine clients. In particular, we explicitly decompose the magnitude vector \mathbf{k}^t into the following form:

$$\mathbf{k}^t = \lambda^t \cdot \mathbf{v}^t, \quad (5)$$

where λ^t is a scaling factor that governs the overall magnitude of \mathbf{k}^t , and \mathbf{v}^t is a unit magnitude vector used to control the relative magnitudes of different dimensions. \mathbf{v}^t has an ℓ_2 -norm of 1. Such decomposition enables us to explicitly solve \mathbf{v}^t and λ^t , which we discuss next.

Dynamically adjusting the unit magnitude vector \mathbf{v}^t : A straightforward approach to pick the unit magnitude vector \mathbf{v}^t is to set each dimension to the same value, which means that we treat all dimensions equally. However, as our experiments in Section 6 show, this strategy achieves suboptimal attack effectiveness. This is because the dimensions of the model updates on the genuine clients are unlikely to have the same magnitude. As a result, the model updates of the fake clients are dissimilar to those of the genuine clients, making them filtered out when a defense is deployed on the server. It is challenging to construct a unit magnitude vector similar to those of the genuine model updates, since the attacker does not have access to the model updates on the genuine clients in our threat model.

To address this challenge, we observe that the global model difference $\mathbf{w}^{t-1} - \mathbf{w}^{t-2}$ is the aggregated model update \mathbf{g}^{t-1} in the previous training round $t - 1$. Moreover, \mathbf{g}^{t-1} is an aggregation of the model updates on the genuine clients and those on the fake clients. The attacker knows \mathbf{w}^{t-1} , \mathbf{w}^{t-2} , and the model updates $\mathbf{g}_i^{t-1} = \mathbf{k}^{t-1} \odot \mathbf{s}$ on the fake clients in the previous training round. Therefore, the attacker can estimate the unit magnitude vector of the genuine clients in the previous training round and use it as \mathbf{v}^t in the current training round. In particular, we can normalize the model update $\mathbf{k}^{t-1} \odot \mathbf{s}$ on the fake clients in the previous training round to have the same magnitude as \mathbf{g}^{t-1} and then subtract it from \mathbf{g}^{t-1} to estimate the model updates on the genuine clients. Formally, we have the following:

$$\mathbf{v}^t = \frac{\left| \mathbf{g}^{t-1} - \frac{\|\mathbf{g}^{t-1}\|}{\|\mathbf{k}^{t-1} \odot \mathbf{s}\|} \cdot \mathbf{k}^{t-1} \odot \mathbf{s} \right|}{\left\| \mathbf{g}^{t-1} - \frac{\|\mathbf{g}^{t-1}\|}{\|\mathbf{k}^{t-1} \odot \mathbf{s}\|} \cdot \mathbf{k}^{t-1} \odot \mathbf{s} \right\|}, \quad (6)$$

where $\mathbf{g}^{t-1} = \mathbf{w}^{t-1} - \mathbf{w}^{t-2}$ is the aggregated model update in the previous training round, $\frac{\|\mathbf{w}^{t-1} - \mathbf{w}^{t-2}\|}{\|\mathbf{k}^{t-1} \odot \mathbf{s}\|}$ is used to normalize $\mathbf{k}^{t-1} \odot \mathbf{s}$ to have the same magnitude as \mathbf{g}^{t-1} so they are on the same scale for subtraction, the absolute value $|\cdot|$ is used in the numerator because \mathbf{v}^t is a magnitude vector, and the denominator is used to normalize \mathbf{v}^t to have ℓ_2 -norm of 1.

Dynamically adjusting the scaling factor λ^t : A naive approach to pick λ^t is to set it as a large number, which means using model updates with large magnitudes on the fake clients. However, as our experiments in Section 6 show, this approach achieves suboptimal attack effectiveness because the malicious model updates may be filtered out by a defense. To address the challenge, we dynamically set λ^t based on the global model difference (i.e., aggregated model update) in the previous training round. Our intuition is that, if the aggregated model update in the previous training round has a large (or small) magnitude, the server may also expect an aggregated model update with a large (or small) magnitude in the current training round. Based on this intuition, we set λ^t to be proportional to the magnitude of the aggregated model update (i.e., $\|\mathbf{w}^{t-1} - \mathbf{w}^{t-2}\|$) in the previous training round. Formally, we have the following:

$$\lambda^t = c^t \cdot \|\mathbf{w}^{t-1} - \mathbf{w}^{t-2}\|, \quad (7)$$

where c^t is a factor.

Dynamically adjusting c^t based on hypothesis testing: We adjust c^t in training round t based on whether the attack is successful in the past e training rounds. Specifically, we formulate the following two hypothesis:

- **Null hypothesis H_0 .** The attack is not successful in the past e training rounds.
- **Alternative hypothesis H_1 .** The attack is successful in the past e training rounds.

If the hypothesis testing favors H_1 with a p-value p , c^t does not change, i.e., we set $c^t = c^{t-1}$; otherwise the malicious model updates may have been filtered out by the defense in the past training rounds and thus we decrease c^t by a factor, i.e., $c^t = \beta c^{t-1}$, where $\beta < 1$. Specifically, the attacker can calculate the total aggregated model update in the past e training rounds, i.e., $\mathbf{w}^{t-1} - \mathbf{w}^{t-e}$. Moreover, the attacker can calculate the number (denoted as X) of dimensions of $\mathbf{w}^{t-1} - \mathbf{w}^{t-e}$ whose signs match with those in \mathbf{s} . Under the null

hypothesis H_0 , the malicious model updates were filtered out by the defense, and thus the signs of the total aggregated model update $\mathbf{w}^{t-1} - \mathbf{w}^{t-e}$ are not correlated with \mathbf{s} . Since \mathbf{s} is picked uniformly at random, X is a random variable and follows a binomial distribution $Bin(d, 0.5)$, where d is the number of dimensions of the global model. Therefore, if we have $\Pr(x \geq X) \leq p$, then we reject H_0 and favor H_1 , where $x \sim Bin(d, 0.5)$ and p is the p-value. We use $p = 0.01$ in experiments.

6 EVALUATION

6.1 Experimental Setup

6.1.1 Datasets. We use five datasets from different domains, including MNIST [24], FashionMNIST [35], Purchase [7], CIFAR-10 [23], and FEMNIST [12]. Details are deferred to Appendix B.1.

6.1.2 Evaluation Metric. We use the testing error rate of the global model as the evaluation metric, which is the fraction of testing inputs that are misclassified by the global model. A larger testing error rate indicates a better attack.

6.1.3 Defenses and Compared Attacks. We evaluate eight state-of-the-art defenses, including six Byzantine-robust aggregation rules (Multi-Krum [11], Median [39], Trimmed Mean [39], Norm Bound [34], FLTrust [13], and FLAME [28]), one provably robust defense (FLCert [17]) and one malicious clients detection method (FLDetector [40]). We also consider the non-robust FedAvg [26] as a baseline. We compare our PoisonedFL with seven attacks, including five attacks (Fang [18], Opt. Fang [32], LIE [10], Min-Max [32], and Min-Sum [32]) that require genuine clients' information and two attacks (Random [14] and MPAF [14]) that do not require such information. Details are deferred to Appendix B.3 and B.4.

6.1.4 Evaluation Metric. We use the testing error rate of the global model as the evaluation metric, which is the fraction of testing inputs that are misclassified by the global model. A larger testing error rate indicates a better attack.

6.1.5 FL Settings. By default, we assume 1,200 genuine clients and 20% of fake clients, i.e., the number of fake clients is 20% of the number of genuine clients. In each training round, the server selects a random subset of 10% of clients to participate in training. A genuine client trains its local model for 1 local epoch in a training round using SGD. Due to limited space, more FL settings for the five datasets are detailed in Appendix B.2. We also study the impact of different FL settings (fraction of fake clients, non-IID degree, local training epochs, and participation rate) in Section 6.3. Our PoisonedFL has parameters c^t , e , and β . We set $c^0 = 8$, $e = 50$, and $\beta = 0.7$, and we do not decrease c^t to be smaller than 0.5 since a too small c^t is ineffective. We conduct our experiments using 16 GeForce RTX 3090 GPUs.

6.2 Main Results

Table 1 shows the testing error rates of the learnt global models under different attacks and defenses for the five datasets. "No Attack" means no fake clients are injected. We have the following observations.

PoisonedFL breaks state-of-the-art FL defenses: PoisonedFL substantially increases the testing error rates of the global models

Table 1: Testing error rate (%) of the global model under different attacks and defenses for different datasets. We assume Fang, Opt. Fang, LIE, Min-Max, and Min-Sum have access to the model updates on *all* genuine clients, and Fang and Opt. Fang further have access to the aggregation rule, which give advantages to these attacks. Random, MPAF, and PoisonedFL do not have access to these knowledge. In each row, we highlight in bold the highest testing error rate and those no better than random guessing.

Dataset	Defense	No Attack	Fang	Opt. Fang	LIE	Min-Max	Min-Sum	Random	MPAF	PoisonedFL
MNIST	FedAvg	2.11	13.66	90.08	2.28	97.89	2.73	90.02	90.04	90.02
	Multi-Krum	2.13	5.98	6.80	2.34	6.23	5.02	2.55	2.80	75.28
	Median	4.72	8.43	7.49	4.27	8.52	6.28	3.66	8.71	86.49
	TrMean	2.14	5.66	6.79	2.82	5.66	3.92	3.02	11.27	88.73
	Norm Bound	2.33	5.46	6.02	2.46	6.87	2.94	2.67	31.02	90.26
	FLTrust	3.43	4.00	5.04	3.41	12.56	8.89	3.44	3.43	88.65
	FLAME	2.86	2.66	2.45	2.61	2.60	4.26	2.84	2.72	88.59
	FLCert	3.34	4.61	4.61	2.83	4.57	4.18	3.35	6.46	88.06
	FLDetector	4.72	4.72	4.72	6.73	95.21	99.65	4.72	4.72	90.02
FashionMNIST	FedAvg	14.96	33.46	90.00	16.87	99.04	17.33	90.00	90.00	90.00
	Multi-Krum	15.58	22.06	22.79	15.36	17.35	16.27	16.09	15.52	78.06
	Median	20.61	27.82	28.05	20.38	23.30	20.95	21.23	23.19	87.75
	TrMean	15.36	27.96	28.29	19.50	23.68	20.41	18.90	26.57	85.36
	Norm Bound	15.57	28.76	30.31	16.03	27.68	18.37	16.45	43.67	86.33
	FLTrust	16.73	17.52	18.99	12.50	21.32	20.23	15.78	16.83	88.41
	FLAME	15.94	18.02	15.51	15.45	17.75	19.10	16.14	16.58	71.91
	FLCert	17.49	18.78	19.89	16.76	19.28	18.28	17.25	24.20	71.92
	FLDetector	20.61	20.61	20.61	20.73	22.44	90.00	20.61	20.61	90.00
Purchase	FedAvg	8.67	97.01	99.32	8.45	34.23	25.02	99.21	99.20	99.34
	Multi-Krum	11.09	16.78	17.04	11.87	14.56	12.77	12.07	12.11	73.59
	Median	16.73	50.22	49.56	16.07	38.80	38.21	16.55	37.34	70.50
	TrMean	8.35	70.02	65.23	8.78	20.79	20.97	9.91	35.05	53.86
	Norm Bound	8.26	20.75	20.80	8.97	18.43	18.97	9.04	26.02	70.72
	FLTrust	21.45	56.05	20.24	24.76	65.16	57.69	25.54	23.45	67.27
	FLAME	12.25	12.36	11.89	12.27	12.02	22.46	12.04	11.95	28.09
	FLCert	18.32	38.89	40.05	19.62	29.03	38.47	25.67	34.93	43.56
	FLDetector	16.73	16.73	16.73	37.08	99.97	38.84	16.73	16.73	99.38
CIFAR-10	FedAvg	34.16	72.10	90.00	34.90	95.03	50.90	90.00	90.00	90.01
	Multi-Krum	34.75	44.36	45.02	34.63	44.76	40.62	34.98	34.77	90.00
	Median	34.47	52.01	50.93	34.32	54.55	46.00	37.43	61.04	90.01
	TrMean	34.68	50.03	53.45	35.22	49.04	49.03	34.78	67.73	90.00
	Norm Bound	34.99	58.00	57.92	36.02	62.90	43.22	34.67	90.02	90.02
	FLTrust	34.83	33.40	33.91	34.21	34.25	46.51	34.58	34.03	88.81
	FLAME	37.52	37.94	36.79	35.43	37.31	43.26	36.44	37.00	80.12
	FLCert	37.92	37.79	37.20	40.03	37.70	38.24	39.05	61.63	90.00
	FLDetector	34.47	34.47	34.47	37.75	90.01	90.02	34.47	34.47	90.00
FEMNIST	FedAvg	25.67	40.04	95.02	25.56	37.99	17.58	95.17	95.17	95.17
	Multi-Krum	25.63	29.53	32.25	26.27	32.31	30.28	26.21	25.97	95.18
	Median	29.90	39.02	39.94	26.66	40.09	38.04	30.03	38.26	91.54
	TrMean	25.55	40.42	41.31	27.01	40.02	33.54	26.77	41.47	75.23
	Norm Bound	26.17	30.54	95.54	26.52	35.22	28.65	26.82	87.31	95.54
	FLTrust	20.13	20.74	23.88	22.51	95.09	95.11	22.42	20.29	95.17
	FLAME	27.23	26.60	26.64	24.41	31.48	30.14	26.72	26.34	94.91
	FLCert	25.12	30.41	30.32	23.45	30.09	28.97	24.69	31.75	92.46
	FLDetector	30.02	29.90	29.90	35.95	94.88	94.97	29.90	29.90	91.25

learned by FedAvg and state-of-the-art defenses, compared to No Attack. Specifically, PoisonedFL increases the testing error rate by 15.84 to 90.67 across the five datasets and nine FL methods. Moreover, in 29 out of the 45 cases, PoisonedFL makes the global model nearly random guessing or worse. Our results show that existing FL defenses are not robust even if an attacker has no knowledge about the defense nor the genuine clients' local data or models.

Why PoisonedFL breaks FL defenses: State-of-the-art defenses leverage filtering and clipping to reduce the impact of malicious model updates. They can weaken the attack effect in individual training rounds. However, since PoisonedFL crafts malicious model updates that are consistent across training rounds and avoid being entirely filtered out by dynamically adjusting attack magnitudes, its cumulative attack effect still substantially moves the global model towards the designated random update direction s , leading to a

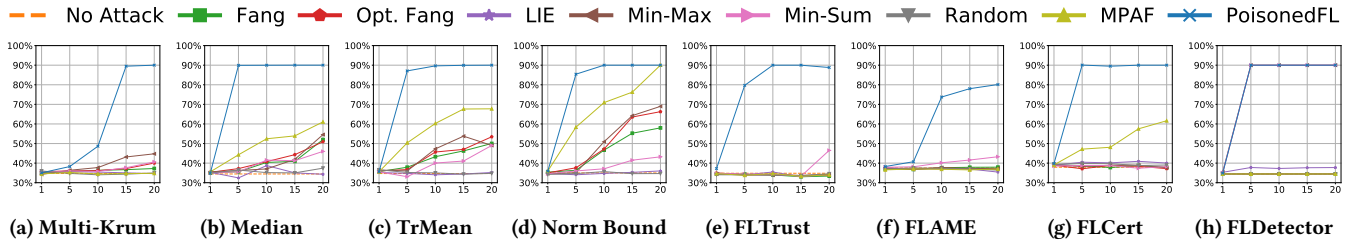


Figure 3: Testing error rate of the global model as a function of the fraction of fake clients (%) under different defenses and attacks.

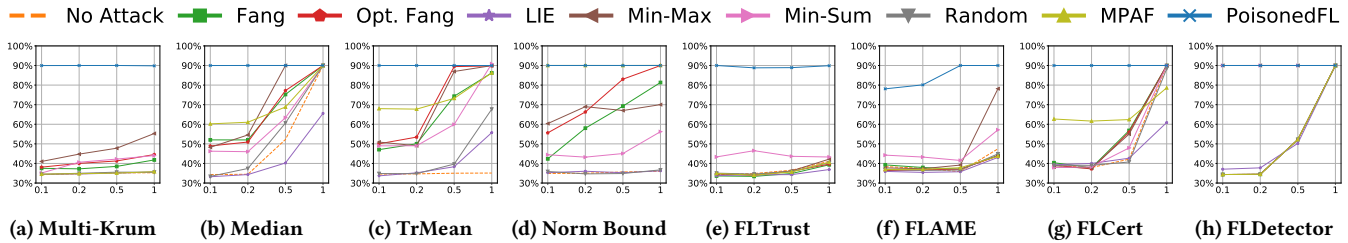


Figure 4: Testing error rate of the global model as a function of the degree of non-IID under different defenses and attacks.

large testing error rate. For instance, Table 4 in Appendix shows that a large fraction (over 90% percent) of the dimensions of the total aggregated model updates have signs matching with s and Table 5 in Appendix shows that the magnitude of the total aggregated model updates becomes very large, after our attack effect accumulates over multiple training rounds, for all defenses. The detailed analysis for each defense is deferred to Appendix A.1.

PoisonedFL outperforms existing attacks: For the non-robust FedAvg, both PoisonedFL and some existing attacks can reduce the global models to random guessing or worse. However, for the five datasets and eight FL defenses, our PoisonedFL achieves a much larger testing error rate than existing attacks in 32 out of the 40 cases with the gap ranging from 2.11 to 84.33. In six of the remaining cases, both our PoisonedFL and some existing attacks make the learnt global models nearly random guessing or worse. Our PoisonedFL achieves a smaller testing error rate than some existing attacks only in two cases. In particular, Fang achieves a testing error rate of 70.02 for the case (Purchase, TrMean), while PoisonedFL achieves a testing error rate of 53.86 in the case; and Min-Max (or Min-Sum) achieves a testing error rate of 94.88 (or 94.97) for (FEMNIST, FLDetector), while PoisonedFL achieves a testing error rate of 91.25 in the case. However, we note that PoisonedFL still achieves large testing error rates even in these rare cases.

Among the three attacks Random, MPAF, and PoisonedFL, which do not require knowledge about the local training data/models on the genuine clients nor the defense, Random is ineffective in most cases when a defense is deployed; while MPAF is effective to some extent at attacking some defenses, e.g., TrMean and Norm Bound, but ineffective at attacking other defenses, e.g., Multi-Krum, FLTrust, and FLDetector. PoisonedFL substantially outperforms Random and MPAF when a defense is deployed in all cases except (CIFAR10, Norm Bound), for which both MPAF and PoisonedFL make the global models random guessing. For instance, on MNIST

dataset, PoisonedFL achieves 59.24 to 85.87 higher testing error rates than MPAF at attacking a defense.

Why PoisonedFL outperforms existing attacks: PoisonedFL outperforms existing attacks because their crafted malicious model updates are inconsistent across training rounds, leading to self-cancellation of attack effect. In contrast, PoisonedFL enforces the malicious model updates to be consistent (i.e., have the same sign vector) across training rounds, making the aggregated model updates add up in the global model across training rounds. As a result, the final learnt global model has a very large magnitude, leading to a large testing error rate. For instance, Table 5 in Appendix shows the magnitude (measured by ℓ_2 norm) of the total aggregated model updates for different attacks on the Purchase dataset. Our results show that the total aggregated model updates under existing attacks have small magnitudes while those under our PoisonedFL attack have much larger magnitudes, which is caused by the inconsistent malicious model updates in existing attacks vs. consistent malicious model updates in our attack.

6.3 Impact of FL Settings

We study the impact of different FL settings, including the fraction of fake clients, degree of non-IID, the number of local training epochs, and fraction of clients that are selected to participate in each training round, on the effectiveness of existing attacks and our attack. Unless otherwise mentioned, we show experimental results on CIFAR-10 dataset for simplicity, but we have similar observations on other datasets. Moreover, when studying the impact of one parameter, we use the default settings for other parameters discussed in Section 6.1.5.

Impact of the fraction of fake clients: Fig. 3 shows the testing error rate of the global model as the fraction of fake clients increases from 1% to 20%. First, we observe that PoisonedFL is more effective, i.e., the testing error rate increases, as more fake clients are injected. This is because the aggregated model update in each training round

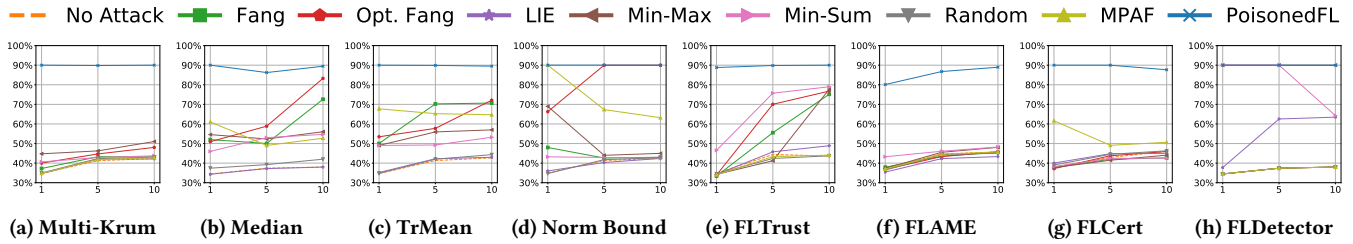


Figure 5: Testing error rate of the global model as a function of local training epochs under different defenses and attacks.

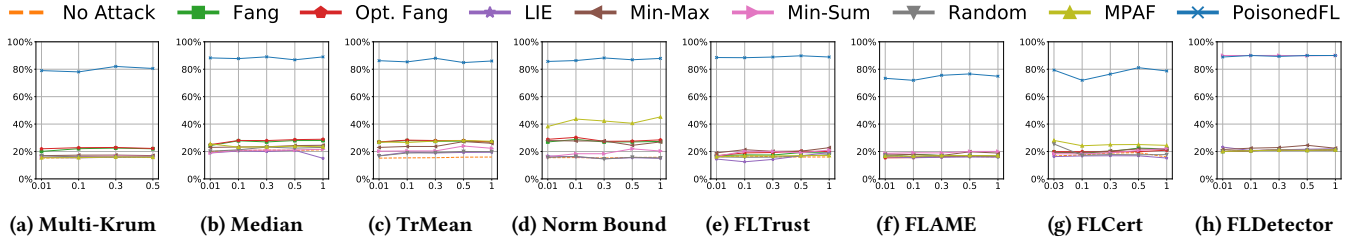


Figure 6: Testing error rate of the global model as a function of the participation rate under different defenses and attacks.

is more likely to have the sign vector s when more fake clients send the malicious model updates with the sign vector s to the server. Second, using only 5% of fake clients, our PoisonedFL can already break all FL defenses except Multi-Krum and FLAME. However, existing attacks cannot reach such effectiveness even if 20% of fake clients are injected, except MPAF under Norm Bound defense.

Impact of the degree of non-IID: In our experiments, we use a parameter q to control the degree of non-IID among the genuine clients' local training data, where $0.1 \leq q \leq 1$ [18]. A larger q indicates a larger degree of non-IID, where $q = 0.1$ means the genuine clients' local training data is IID and $q = 1$ indicates highly non-IID (i.e., each class of data is distributed among a subset of clients). Fig. 4 shows the testing error rate of the global model as q increases from 0.1 to 1 under different attacks and defenses. We observe that PoisonedFL consistently achieves high testing error rates (i.e., random guessing) across different settings of q under different defenses. However, it is harder for existing attacks to compromise the defenses when q is smaller, e.g., $q = 0.1$. This is because, in such cases, the genuine model updates are less diverse, leaving less room for existing attacks to craft malicious model updates. We note that existing attacks are substantially less effective than PoisonedFL under Multi-Krum and FLTrust even if $q = 1.0$.

Impact of the local training epochs: Fig. 5 shows the testing error rate of the global model under different defenses and attacks as the number of local training epochs ranges from 1 to 10. We observe that our PoisonedFL can effectively break the defenses (i.e., reducing the global models to be nearly random guessing) in all considered scenarios. Moreover, our PoisonedFL consistently achieves testing error rates no smaller than existing attacks. We do not observe any particular pattern with respect to how the effectiveness of an existing attack varies as the number of local training epochs changes. For instance, MPAF achieves a larger testing error rate as the number of local training epochs increases under Multi-Krum,

but its testing error rate decreases under defenses like TrMean and Norm Bound.

Impact of the Participation Rate: In each training round, the server typically selects a fraction (called *participation rate*) of the clients to participate in training. We use participation rate of 0.1 by default in our experiments. Fig. 6 shows the testing error rates under different defenses and attacks when the participation rate ranges from 0.01 to 1, where FashionMNIST dataset is used. Note that for these experiments, we use FashionMNIST instead of CIFAR-10 dataset, due to limited memory of our GPU server. Moreover, we do not have results for Multi-Krum in Fig. 6 when the participation rate is 1 due to the same reason on insufficient memory. For FLCert, the smallest participation rate is set to 0.03 instead of 0.01, because FLCert divides the clients into 10 groups, and if a participation rate of 0.01 is used, only one client is selected to participate in each training round. Consequently, attacks requiring genuine local models are not applicable. We observe that participation rate almost has no impact on the effectiveness of both existing attacks and our attack. Moreover, our attack consistently outperforms existing attacks across all considered participation rates.

6.4 Impact of Different PoisonedFL Variants

PoisonedFL crafts a malicious model update in each training round as a product of a given sign vector and a dynamically set magnitude vector, which is further decomposed into a product of an unit magnitude vector and a scaling factor. The unit magnitude vector and scaling factor play important roles in a malicious model update. Thus, we study different variants for designing them. We show results on CIFAR-10 dataset for simplicity. Due to limited space, we defer the discussion on **impact of the sign vector** in Appendix A.2.

Variants of the unit magnitude vector: For the unit magnitude vector, we consider the following two variants.

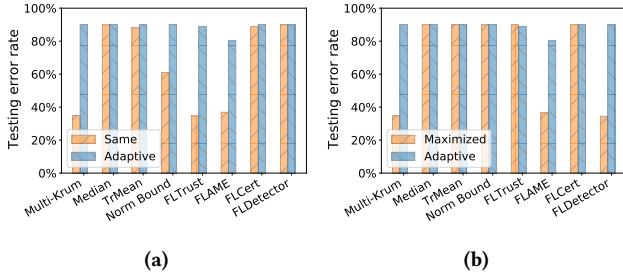


Figure 7: (a) Comparing the two variants of setting the unit magnitude vector in PoisonedFL. (b) Comparing the two variants of setting the scaling factor in PoisonedFL.

- **Same magnitude:** In this variant, the attacker sets each dimension of the unit magnitude vector v^t to the same value. In other words, we set each dimension to be $\frac{1}{\sqrt{d}}$, where d is the number of dimensions/parameters.
- **Adaptive magnitude:** In this variant, the dimensions of the unit magnitude vector have different magnitudes and are dynamically set in each training round based on how the global model changes and the malicious model updates in the previous training round. Equation 6 shows our adaptive unit magnitude vector adopted by PoisonedFL.

Fig. 7a shows the testing error rates under different defenses when PoisonedFL uses the two variants to set the unit magnitude vector, where the scaling factor is set using our adaptive method in Equation 7. Our results show that adaptive magnitude substantially outperforms same magnitude for some defenses (e.g., Multi-Krum and FLTrust) while the two variants achieve comparable effectiveness for other defenses. This is because adaptive magnitude can target specific dimensions with larger effectiveness.

Variants of the scaling factor: We also consider two variants of setting the scaling factor as follows:

- **Maximized scaling factor:** This variant sets a very large scaling factor with a goal to maximize the magnitude of the aggregated model update. We use 100,000 in our experiments.
- **Adaptive scaling factor:** This variant, adopted by PoisonedFL, leverages how the global model changes in the previous training round to set the scaling factor (i.e., Equation 7) to avoid that the malicious model updates are filtered out by the server.

Fig. 7b illustrates the testing error rates under different defenses when PoisonedFL uses the two variants of setting the scaling factor, where adaptive magnitude is used to set the unit magnitude vector. We observe that, under some defenses (e.g., Median, TrMean, and Norm Bound), the variant of maximized scaling factor achieves comparable testing error rates with adaptive scaling factor. This is because, for dimension-wise aggregation rules like Median and TrMean, although the malicious model updates with very large magnitudes are filtered out, they still deviate the aggregated model update; and although Norm Bound normalizes the norms of malicious model updates, the normalized malicious model updates still maintain consistency across training rounds. However, for other defenses like Multi-Krum and FLDetector that filter out entire

model updates, adaptive scaling factor substantially outperforms maximized scaling factor. This is because these defenses filter out the entire malicious model updates with very large magnitudes. In contrast, adaptive scaling factor leverages how the global model changes in the past to achieve a balance between attack effectiveness and undetectability. Since PoisonedFL aims to be defense-agnostic, adaptive scaling factor is preferred.

7 COUNTERMEASURES AND ADAPTIVE ATTACKS

We explore new defenses tailored to PoisonedFL. Specifically, we study a new defense that normalizes the total aggregated model update since PoisonedFL aims to increase its magnitude. We also explore new tailored defenses to detect fake clients based on how PoisonedFL crafts the malicious model updates. We show that the normalization-based defense has limited effectiveness at mitigating PoisonedFL and we can still adapt PoisonedFL to break the detection based defenses.

In our tailored detection based defenses, the server extracts a feature for each client in each training round and then divides the clients into two clusters via fitting a two-component Gaussian Mixture Model (GMM) [29] for the features. We detect a particular cluster (e.g., with the smaller mean value) as fake clients. After detecting fake clients, the server removes them and re-trains a global model using the remaining clients. Note that if the distance between the mean values of the two clusters is smaller than the intra-cluster standard deviations of both clusters, no clients are detected as fake and the training continues since the difference between the two clusters may simply be caused by randomness.

We extract features for clients based on how PoisonedFL crafts malicious model updates. Depending on which information of the malicious model updates is used to extract features, we consider two variants of GMM, i.e., *GMM-Sign* and *GMM-Magnitude*, which extract features based on the magnitudes and signs of the model updates, respectively.

7.1 GMM-Sign

Feature: GMM-Sign exploits the consistency of the malicious model updates to detect fake clients. Specifically, for a client i in training round t , we define the feature x_i^t as the number of flipped dimensions of its model updates in two consecutive training rounds averaged in the recent N training rounds. Formally, we have:

$$x_i^t = \sum_{t'=t-N+1}^t \sum_{j=1}^d \mathbb{I}(\text{sign}(g_i^{t'}[j]) \neq \text{sign}(g_i^{t'-1}[j])), \quad (8)$$

where d is the number of dimensions/parameters of a model update; \mathbb{I} is the indicator function that has a value of 1 if $\text{sign}(g_i^{t'}[j]) \neq \text{sign}(g_i^{t'-1}[j])$ and 0 otherwise; and $g_i^{t'}[j]$ is the j -th dimension of $g_i^{t'}$. For PoisonedFL, we have $x_i^t = 0$ for all fake clients. After dividing the clients into two clusters, the cluster with a smaller mean value is detected as fake clients.

Adaptive attack: In response to the defense, we adapt PoisonedFL. Specifically, we randomly flip α (called *flipping rate*) fraction of the signs in each fake client's malicious model update and adjust the magnitudes of the corresponding dimensions to a small random

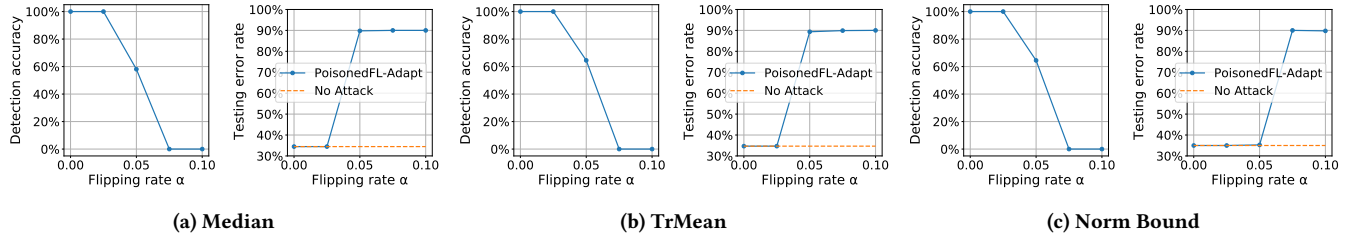


Figure 8: Detection accuracy of GMM-Sign and testing error rate of the global model under PoisonedFL-Adapt attack as the flipping rate α varies when the server uses different aggregation rules.

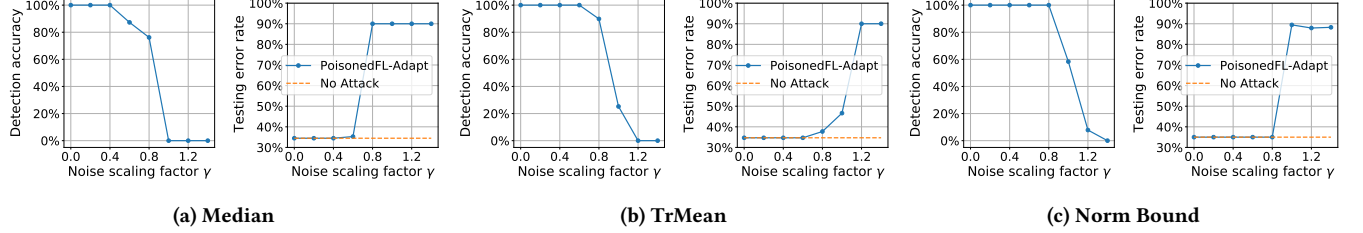


Figure 9: Detection accuracy of GMM-Magnitude and testing error rate of the global model under PoisonedFL-Adapt attack as the noise scaling factor γ varies when the server uses different aggregation rules.

value. Formally, we set the d -th dimension of the sign vector s_i^t and magnitude vector k_i^t for fake client i in training round t as follows:

$$s_i^t[j] = \begin{cases} -s[j] & \text{with probability } \alpha \\ s[j] & \text{with probability } 1 - \alpha \end{cases}, \quad (9)$$

$$k_i^t[j] = \begin{cases} \epsilon & \text{if } s_i^t[j] = -s[j] \\ k^t[j] & \text{otherwise} \end{cases},$$

where $j \in [1, d]$, s is the sign vector picked randomly at the beginning of an attack, k^t is the magnitude vector for training round t crafted by PoisonedFL, and ϵ is a small value.

Experimental results: Fig. 8 shows the detection accuracy of GMM-Sign and the testing error rates as the flipping rate α varies when the server uses different aggregation rules, where the dataset is CIFAR-10 and $\epsilon = 1e-6$. We observe that GMM-Sign can accurately detect the fake clients when α is small. However, the detection accuracy reduces to 0 and PoisonedFL-Adapt still compromises the learnt global models when α is larger than a threshold, e.g., 0.08.

7.2 GMM-Magnitude

Feature: PoisonedFL uses the same malicious model update (i.e., $g_i^t = k^t \odot s$) on all fake clients in training round t . Therefore, the server can extract features for the clients based on the similarity between their model updates. Specifically, for each client i in training round t , we propose to calculate a feature x_i^t as the sum of the average square distance between the client's model update and its closest $m - 1$ model updates in the recent N training rounds. Formally, we have:

$$x_i^t = \sum_{t'=t-N+1}^t \sum_{j \in \mathbb{N}_i^{t'}} \frac{\|g_i^{t'} - g_j^{t'}\|^2}{m-1}, \quad (10)$$

where $\mathbb{N}_i^{t'}$ is the set of $m - 1$ clients whose model updates are the closest to that of client i in round t' and m is the number of fake clients. Note that we give advantages to the defense by assuming that the number of fake clients is known to the server. In a round, the server divides the clients into two clusters via GMM based on the features. The cluster with a smaller mean value is detected as fake clients. The mean value is zero for PoisonedFL since the malicious model updates are the same for the fake clients in a round. **Adaptive attack:** In response to such a defense, we can further adapt our PoisonedFL by introducing random noise to the magnitude vector k^t . Specifically, we can add a normalized noise to the magnitude vector for each fake client i as follows:

$$k_i^t = k^t + \gamma \cdot \frac{\|k^t\|}{\|\epsilon_i\|} \cdot \epsilon_i, \quad (11)$$

where k^t is the magnitude vector crafted by PoisonedFL, k_i^t is the magnitude vector for fake client i crafted by PoisonedFL-Adapt, $\epsilon_i \sim \mathcal{N}(0, \mathbf{I})$ is the random noise sampled from the standard Gaussian distribution, $\frac{\|k^t\|}{\|\epsilon_i\|}$ normalizes the random noise to have the same magnitude as k^t , and γ is a scaling factor for the random noise. The noise makes the malicious model updates of the fake clients less similar to each other and thus evade detection.

Experimental results: Fig. 9 shows the detection accuracy of GMM-Magnitude and the testing error rates of the global models as the noise scaling factor γ varies when the server uses different aggregation rules, where the dataset is CIFAR-10 and $N = 20$. We observe that when γ is small, i.e., a small amount of noise is added to each malicious model update, GMM-Magnitude can accurately detect the fake clients and thus our PoisonedFL-Adapt is not effective. However, when γ is larger than a threshold (e.g., 1.2), GMM-Magnitude fails to detect the fake clients and PoisonedFL-Adapt still makes the learnt global models nearly random guessing (i.e., testing error rates are around 90%). This is because fake clients and

Table 2: Testing error rate of a classifier trained on synthetic data and evaluated on genuine testing data.

	MNIST	FashionMNIST
Testing error rate	9.94	24.74

genuine clients have distinguishable features when γ is small while their features are indistinguishable when γ is large. PoisonedFL-Adapt still substantially increases the testing error rates when γ is large because the malicious model updates still have consistent sign vectors.

7.3 Normalization-based Defense

PoisonedFL aims to increase the magnitude of the total aggregated model update, i.e., $\|\mathbf{w}^T - \mathbf{w}^0\|$. Therefore, one tailored defense is to normalize the total aggregated model update. Specifically, the server can normalize $\mathbf{w}^T - \mathbf{w}^0$ to have a predefined ℓ_2 norm b and add the normalized total aggregated model update to the initial global model \mathbf{w}^0 to get a new global model, i.e., $\mathbf{w}^T \leftarrow \mathbf{w}^0 + b \frac{\mathbf{w}^T - \mathbf{w}^0}{\|\mathbf{w}^T - \mathbf{w}^0\|}$. Fig. 11 in Appendix shows the testing error rate of the final global model under PoisonedFL as the predefined norm b varies. Our results show that the testing error rate can be decreased by this defense but is still high. This is because the update direction of the total aggregated model update is randomly picked by the attacker, which normalization cannot change.

8 DISCUSSION AND LIMITATIONS

Using synthetic data: In our previous experiments, when applying attacks that require genuine clients' local models to craft malicious model updates, we assume the attacker has access to the local models on all genuine clients. This assumption is strong and not realistic. Therefore, we also explore that an attacker uses the global models to reconstruct synthetic data, train local models using the synthetic data, and then craft malicious model updates with them.

Reconstructing training data from a model is known as *model inversion* [20]. Previous work [30] shows that the global-model trajectory in multiple training rounds (especially early ones) of FL can be used to reconstruct synthetic data that is similar to the clients' genuine local training data. We follow the setting and generation strategy in [30], which is the state-of-the-art reconstruction method in FL, to generate synthetic data for MNIST and FashionMNIST. We use MNIST and FashionMNIST because they are simpler datasets and easier to reconstruct, giving advantages to these attacks. Specifically, we assume no attacks in the first 40 rounds and use the corresponding clean global models to reconstruct synthetic data. Table 2 shows the testing error rates of the classifiers trained on the synthetic data and evaluated on the genuine testing datasets of MNIST and FashionMNIST. The results show that the classifiers have decent testing error rates and thus the synthetic data mimic the genuine data well, which is consistent with prior work [30].

We then use the synthetic data on the fake clients to perform model poisoning attacks in the remaining training rounds. Since each genuine client has 50 local training examples, we sample 50 synthetic training examples for each fake client. In each training round, the fake clients selected to participate in training train local

Table 3: Testing error rates of attacks using synthetic data on fake clients (i.e., "Syn. Data + ") and local models of all genuine clients (i.e., "Genuine + "), as well as our PoisonedFL that does not require synthetic data nor genuine local models.

		MNIST	FashionMNIST
Median	Syn. Data + Fang	4.71	23.30
	Genuine + Fang	8.43	27.82
	Syn. Data + Min-Max	4.79	22.09
	Genuine + Min-Max	8.52	23.30
	PoisonedFL	86.49	87.75
TrMean	Syn. Data + Fang	5.46	25.48
	Genuine + Fang	5.66	27.96
	Syn. Data + Min-Max	5.43	19.77
	Genuine + Min-Max	5.66	23.68
	PoisonedFL	88.73	85.36
FLTrust	Syn. Data + Fang	3.72	19.50
	Genuine + Fang	4.61	18.78
	Syn. Data + Min-Max	3.68	16.53
	Genuine + Min-Max	12.56	21.32
	PoisonedFL	88.65	88.41
FLCert	Syn. Data + Fang	3.73	20.80
	Genuine + Fang	4.61	18.78
	Syn. Data + Min-Max	3.06	16.27
	Genuine + Min-Max	4.57	19.28
	PoisonedFL	88.06	71.92

models using their synthetic local training examples; and then we craft malicious model updates based on the local models for existing attacks. Table 3 shows the testing error rates of the final global models under different attacks and defenses. We observe that an existing attack achieves higher testing error rates when having access to local models on the genuine clients in most cases, compared to using local models trained on synthetic data. PoisonedFL does not require genuine local models nor synthetic data but substantially outperforms these attacks.

Cross-silo FL: PoisonedFL primarily targets *cross-device FL* [21], in which the clients are end-user devices such as smartphones. An attacker can inject fake clients into a cross-device FL system due to the open nature of the system. In particular, any client including fake ones can participate in the FL system. We acknowledge that it is harder to apply both PoisonedFL and existing attacks to *cross-silo FL*. Specifically, the clients are often a small number of verified institutions such as banks and hospitals in cross-silo FL. These institutions often go through certain verification processes before jointly training a model using FL. As a result, it is harder for an attacker to compromise genuine clients/institutions or inject fake clients/institutions in such a cross-silo FL system. We believe it is an interesting future work to identify a realistic threat model for cross-silo FL that considers the unique challenges and constraints.

9 CONCLUSION

In this work, we uncover the fundamental self-cancellation issue of existing model poisoning attacks to FL. Based on our discovery, we propose PoisonedFL, a new model poisoning attack to FL. We show that, by maintaining multi-round consistency, an attacker can substantially increase the testing error rate of the learnt global

model, even if the attacker does not have access to the genuine local training data, genuine local models, or deployed defense. PoisonedFL highlights the severe vulnerability of FL and the urgency for developing new defense mechanisms.

REFERENCES

- [1] [n. d.]. Android-x86 Run Android on your PC. <https://www.android-x86.org/>.
- [2] [n. d.]. Federated Learning: Collaborative Machine Learning without Centralized Training Data. <https://ai.googleblog.com/2017/04/federated-learning-collaborative.html>.
- [3] [n. d.]. Machine Learning Ledger Orchestration For Drug Discovery (MEL-LODDY). <https://www.melloddy.eu/>.
- [4] [n. d.]. NoxPlayer, the perfect Android emulator to play mobile games on PC. <https://www.bignox.com/>.
- [5] [n. d.]. Utilization of FATE in Risk Management of Credit in Small and Micro Enterprises. <https://www.fedai.org/cases/utilization-of-fate-in-risk-management-of-credit-in-small-and-micro-enterprises/>.
- [6] [n. d.]. The world's first cloud-based Android gaming platform. <https://www.bluestacks.com/>.
- [7] Last accessed April, 2021. Acquire Valued Shoppers Challenge at Kaggle. <https://www.kaggle.com/c/acquire-valued-shoppers-challenge/data>.
- [8] Eugene Bagdasaryan, Andreas Veit, Yiqing Hua, Deborah Estrin, and Vitaly Shmatikov. 2020. How to backdoor federated learning. In *AISTATS*.
- [9] Marco Barreno, Blaine Nelson, Russell Sears, Anthony D Joseph, and J Doug Tygar. 2006. Can machine learning be secure?. In *ASIACCS*.
- [10] Gilad Baruch, Moran Baruch, and Yoav Goldberg. 2019. A little is enough: Circumventing defenses for distributed learning. In *NeurIPS*.
- [11] Peva Blanchard, El Mahdi El Mhamdi, Rachid Guerraoui, and Julien Stainer. 2017. Machine learning with adversaries: Byzantine tolerant gradient descent. In *NeurIPS*.
- [12] Sebastian Caldas, Sai Meher Karthik Duddu, Peter Wu, Tian Li, Jakub Konečný, H Brendan McMahan, Virginia Smith, and Ameet Talwalkar. 2018. Leaf: A benchmark for federated settings. *arXiv preprint arXiv:1812.01097* (2018).
- [13] Xiaoyu Cao, Minghong Fang, Jia Liu, and Neil Zhenqiang Gong. 2021. Fltrust: Byzantine-robust federated learning via trust bootstrapping. In *NDSS*.
- [14] Xiaoyu Cao and Neil Zhenqiang Gong. 2022. Mpafl: Model poisoning attacks to federated learning based on fake clients. In *CVPR Workshops*.
- [15] Xiaoyu Cao, Jinyuan Jia, and Neil Zhenqiang Gong. 2021. Provably secure federated learning against malicious clients. In *AAAI*.
- [16] Xiaoyu Cao, Jinyuan Jia, Zaixi Zhang, and Neil Zhenqiang Gong. 2023. FedRecover: Recovering from Poisoning Attacks in Federated Learning using Historical Information. In *IEEE Symposium on Security and Privacy*.
- [17] Xiaoyu Cao, Zaixi Zhang, Jinyuan Jia, and Neil Zhenqiang Gong. 2022. FLCert: Provably Secure Federated Learning Against Poisoning Attacks. In *IEEE Transactions on Information Forensics and Security*.
- [18] Minghong Fang, Xiaoyu Cao, Jinyuan Jia, and Neil Gong. 2020. Local model poisoning attacks to Byzantine-Robust federated learning. In *USENIX Security Symposium*.
- [19] Minghong Fang, Jia Liu, Neil Zhenqiang Gong, and Elizabeth S Bentley. 2022. Aflguard: Byzantine-robust asynchronous federated learning. In *ACSAC*.
- [20] Matt Fredrikson, Somesh Jha, and Thomas Ristenpart. 2015. Model inversion attacks that exploit confidence information and basic countermeasures. In *CCS*.
- [21] Peter Kairouz, H Brendan McMahan, Brendan Avent, Aurélien Bellet, Mehdi Bennis, Arjun Nitin Bhagoji, Kallista Bonawitz, Zachary Charles, Graham Cormode, Rachel Cummings, et al. 2021. Advances and open problems in federated learning. *Foundations and Trends® in Machine Learning* (2021).
- [22] Jakub Konečný, H Brendan McMahan, Felix X Yu, Peter Richtárik, Ananda Theertha Suresh, and Dave Bacon. 2016. Federated learning: Strategies for improving communication efficiency. *arXiv preprint arXiv:1610.05492* (2016).
- [23] Alex Krizhevsky, Geoffrey Hinton, et al. 2009. Learning multiple layers of features from tiny images. (2009).
- [24] Yann LeCun, Corinna Cortes, and CJ Burges. 1998. MNIST handwritten digit database. Available: <http://yann.lecun.com/exdb/mnist> (1998).
- [25] Suyi Li, Yong Cheng, Wei Wang, Yang Liu, and Tianjian Chen. 2020. Learning to detect malicious clients for robust federated learning. *arXiv preprint arXiv:2002.00211* (2020).
- [26] H. Brendan McMahan, Eider Moore, Daniel Ramage, Seth Hampson, and Blaise Agüera y Arcas. 2017. Communication-efficient learning of deep networks from decentralized data. In *AISTATS*.
- [27] El Mahdi El Mhamdi, Rachid Guerraoui, and Sébastien Rouault. 2018. The hidden vulnerability of distributed learning in byzantium. In *ICML*.
- [28] Thien Duc Nguyen, Phillip Rieger, Roberta De Viti, Huili Chen, Björn B Brandenburg, Hossein Yalame, Helen Möllering, Hossein Fereidooni, Samuel Marchal, Markus Miettinen, et al. 2022. FLAME: Taming backdoors in federated learning. In *USENIX Security Symposium*.
- [29] Haim Permuter, Joseph Francos, and Ian Jermyn. 2006. A study of Gaussian mixture models of color and texture features for image classification and segmentation. In *Pattern recognition*.
- [30] Renjie Pi, Weizhong Zhang, Yueqi Xie, Jiahui Gao, Xiaoyu Wang, Sunghun Kim, and Qifeng Chen. 2023. Dynafed: Tackling client data heterogeneity with global dynamics. In *CVPR*.
- [31] Nicola Rieke, Jonny Hancox, Wenqi Li, Fausto Milletari, Holger R Roth, Shadi Albarqouni, Spyridon Bakas, Mathieu N Galtier, Bennett A Landman, Klaus Maier-Hein, et al. 2020. The future of digital health with federated learning. In *NPJ digital medicine*.
- [32] Virat Shejwalkar and Amir Houmansadr. 2021. Manipulating the byzantine: Optimizing model poisoning attacks and defenses for federated learning. In *NDSS*.
- [33] Virat Shejwalkar, Amir Houmansadr, Peter Kairouz, and Daniel Ramage. 2022. Back to the Drawing Board: A Critical Evaluation of Poisoning Attacks on Production Federated Learning. In *IEEE Symposium on Security and Privacy*.
- [34] Ziteng Sun, Peter Kairouz, Ananda Theertha Suresh, and H Brendan McMahan. 2019. Can you really backdoor federated learning? *arXiv preprint arXiv:1911.07963* (2019).
- [35] Han Xiao, Kashif Rasul, and Roland Vollgraf. 2017. Fashion-MNIST: a Novel Image Dataset for Benchmarking Machine Learning Algorithms. *arXiv preprint arXiv:1708.07747* (2017).
- [36] Chulin Xie, Minghao Chen, Pin-Yu Chen, and Bo Li. 2021. Crfl: Certifiably robust federated learning against backdoor attacks. In *ICML*.
- [37] Yichang Xu, Ming Yin, Minghong Fang, and Neil Zhenqiang Gong. 2024. Robust Federated Learning Mitigates Client-side Training Data Distribution Inference Attacks. In *The Web Conference*.
- [38] Qiang Yang, Yang Liu, Tianjian Chen, and Yongxin Tong. 2019. Federated machine learning: Concept and applications. In *ACM Transactions on Intelligent Systems and Technology*.
- [39] Dong Yin, Yudong Chen, Ramchandran Kannan, and Peter Bartlett. 2018. Byzantine-robust distributed learning: Towards optimal statistical rates. In *ICML*.
- [40] Zaixi Zhang, Xiaoyu Cao, Jinyuan Jia, and Neil Zhenqiang Gong. 2022. FLDetector: Defending federated learning against model poisoning attacks via detecting malicious clients. In *KDD*.

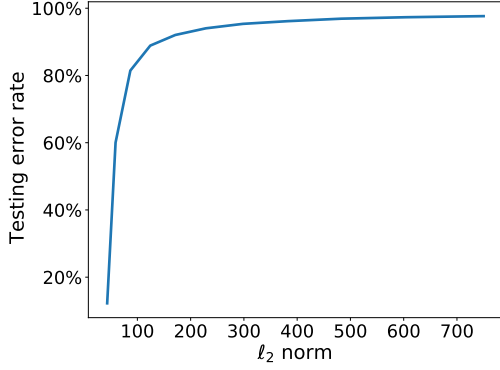


Figure 10: The testing error rate of a global model as a function of the magnitude (measured by ℓ_2 norm) of the noise added to it along a random update direction. We assume the initial global model is accurate and trained under no attack. The dataset is Purchase and FL defense is Median.

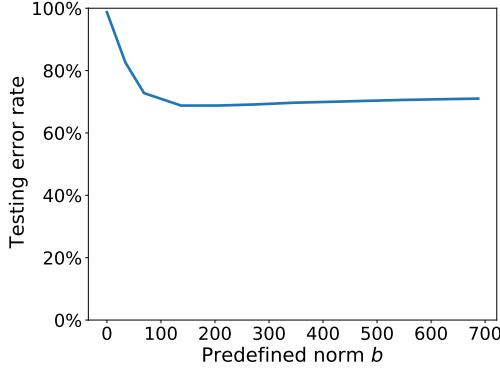


Figure 11: The testing error rate of a global model as a function of the predefined norm b used to rescale the total aggregated model update. The dataset is Purchase and FL defense is Median.

Table 4: The fraction (%) of dimensions of the aggregated model update whose signs match with the sign vector s under PoisonedFL. The dataset is Purchase.

Multi-Krum	Median	TrMean	Norm Bound	FLTrust	FLAME
100.00	99.88	99.95	100.00	100.00	94.93

A ADDITIONAL EXPERIMENTAL RESULTS

A.1 Analyzing the Effectiveness of PoisonedFL

Why PoisonedFL breaks FL defenses: In this section, we provide a detailed analysis of why PoisonedFL breaks existing defenses as follows:

- **Median and TrMean:** Even though the malicious model updates are not necessarily selected, their consistent nature

Table 5: ℓ_2 norm ($\times 10^2$) of the total aggregated model updates $\left\| \sum_{t'=1}^t g^{t'} \right\|$ (i.e., $\|w^t - w^0\|$) for different attacks and defenses on the Purchase dataset.

	Multi-Krum	Median	TrMean	Norm Bound	FLTrust	FLAME
Fang	0.22	1.14	0.61	0.30	0.45	0.26
Opt. Fang	0.25	1.14	0.61	0.32	0.42	0.26
LIE	0.25	0.25	0.27	0.25	0.27	0.26
Min-Max	0.17	0.88	0.48	0.05	0.44	0.26
Min-Sum	0.17	0.81	0.41	0.07	0.35	0.22
Random	0.25	0.44	0.25	0.23	0.33	0.26
MPAF	0.25	0.14	0.14	0.03	0.34	0.26
PoisonedFL	2.54	7.09	6.57	3.39	3.91	0.66

Table 6: The fraction (mean \pm standard deviation, %) of malicious model updates in PoisonedFL that are not filtered out by FLAME and Multi-Krum (i.e., false negative rate) across rounds. The dataset is Purchase.

	Multi-Krum	FLAME
False Positive Rate	32.38 \pm 2.04	44.25 \pm 8.18

Table 7: The normalized trust score (mean \pm standard deviation) of the malicious/benign model updates in FLTrust against PoisonedFL across rounds. The positive normalized trust scores indicate that the malicious model updates are not entirely filtered out. The dataset is Purchase.

	Malicious	Benign
Normalized Trust Score	0.008 \pm 0.010	0.007 \pm 0.002

over multiple training rounds biases the aggregation of each dimension towards the designated random update direction.

- **Norm Bound:** Even if our attack effect is weakened in each training round, its cumulative effect over multiple training rounds remains pronounced with a significant magnitude for the total aggregated model update.
- **Multi-Krum and FLAME:** For filtering-involved defenses based on Euclidean distance or cosine similarity, such as Multi-Krum and FLAME, PoisonedFL maintains effectiveness because the malicious model updates are not entirely filtered out in many training rounds due to dynamic magnitude adjustment. For instance, Table 6 shows that a large fraction of all malicious model updates are not filtered out by FLAME and Multi-Krum with non-zero false negative rates.
- **FLTrust:** Table 7 shows the normalized trust score of a malicious/benign model update of FLTrust across rounds. The normalized trust score is calculated as $\frac{TS_i}{\sum TS}$, where TS_i is the trust score for client i , $\sum TS$ is the summation of trust scores for all sampled clients in a round. The result shows that malicious model updates are not filtered out in multiple rounds (with a large normalized trust score), thereby the attack accumulates to corrupt the model.

Table 8: Testing error rate of the global model under PoisonedFL with various random sign vectors obtained from different random seeds on CIFAR-10.

	seed=1	seed=2	seed=3	seed=4	seed=5	seed=6
Norm Bound	90.00	90.00	89.95	90.00	88.94	90.00
FLTrust	90.00	88.15	89.09	90.00	90.00	90.00
FLAME	80.79	86.59	84.43	81.39	80.68	82.37

- **FLDetector**: The detection mechanism FLDetector relies on inconsistent model updates of malicious clients. Since the malicious model updates are consistent in PoisonedFL, FLDetector falsely classifies all malicious clients as benign across all datasets.
- **FLCert**: FLCert is vulnerable to PoisonedFL since the global models for ensembling are learnt by existing aggregation rules, which are vulnerable to PoisonedFL.

A.2 Impact of the Sign Vector

We further analyze the impact of the random sign vectors. We experiment with PoisonedFL on CIFAR-10 with 6 random seeds (1-6) for various random sign vectors and defenses including TrMean, FLTrust, and FLAME, as shown in Table 8. The result aligns with our intuition that these random sign vectors do not affect the attack performance and PoisonedFL can successfully break the defenses with these 6 different random sign vectors. The reason is that in a continuous attack with the same random direction, the model inevitably updates substantially in a random direction in an uncontrolled way, and therefore leads to significantly degraded accuracy.

B ADDITIONAL DETAILS OF EXPERIMENTAL SETUP

B.1 Datasets

We use the following five datasets from different domains.

MNIST [24]: MNIST is a 10-class handwritten digits classification dataset. It comprises 60,000 training examples and 10,000 testing examples. In FL, the training data is typically not independently and identically distributed (non-IID) among clients. Following [14, 18], we distribute the training examples among clients based on a non-IID degree of $q = 0.5$ by default. We train a convolutional neural network (CNN) for MNIST dataset. The architecture of CNN is shown in Table 9 in Appendix.

FashionMNIST [35]: FashionMNIST is a benchmark dataset of Zalando’s article images, which contains 60,000 training examples and 10,000 testing examples. For FashionMNIST, the degree of non-IID is also set to $q = 0.5$ by default. We use the same CNN architecture for FashionMNIST dataset as employed in MNIST dataset.

Purchase [7]: Purchase is a 100-class customer purchase style prediction dataset. Each input consists of 600 binary features. Following [14], we split the total 197,324 examples into 180,000 training examples and 17,324 testing examples. Following [14], we evenly distribute the training examples to clients and train a fully connected neural network.

CIFAR-10 [23]: CIFAR-10 is 10-class color image classification dataset. It comprises 50,000 training examples and 10,000 testing examples. To consider a different degree of non-IID, we set $q = 0.2$ for CIFAR-10 dataset. We train a CNN for CIFAR-10, whose architecture is shown in Table 10.

FEMNIST [12]: FEMNIST is a 62-class classification dataset. The dataset is already distributed among 3,550 clients with a total of 805,263 examples. We randomly sample 1,200 clients. We train a CNN for FEMNIST, whose architecture is shown in Table 11.

B.2 FL Settings

We primarily establish the FL setting in a cross-device scenario, which is more feasible for model poisoning attacks, as discussed in Section 8. Therefore, we assume 1,200 genuine clients and 20% fake clients. The learning rates for the five datasets are selected within the range of 0.01 to 0.1 for optimal training effectiveness. Specifically, the learning rates for MNIST, FashionMNIST, and FEMNIST are set to 0.01, while CIFAR-10 is set to 0.03, and Purchase is set to 0.1. The number of training rounds is configured to ensure full convergence under various scenarios: 6,000 for MNIST, FashionMNIST, and FEMNIST, and 10,000 for CIFAR-10 and FEMNIST. The batch size is set to 32 for MNIST, FashionMNIST, CIFAR-10, and FEMNIST, and to 128 for Purchase, based on the number of local data samples.

B.3 Defenses

We evaluate eight state-of-the-art defenses, including six Byzantine-robust aggregation rules (Multi-Krum [11], Median [39], Trimmed Mean [39], Norm Bound [34], FLTrust [13], and FLAME [28]), one provably robust defense (FLCert [17]) and one malicious clients detection method (FLDetector [40]). We also consider the non-robust FedAvg [26] as a baseline.

Multi-Krum [11]: Multi-Krum uses an iterative method to select a subset of clients’ model updates. In each step, it selects the model update that has the smallest sum of Euclidean distance to its $n - 2$ neighbors, where n is the number of genuine clients. This selection process continues until n clients are chosen. Finally, the server computes the average of the n selected model updates as the aggregated model update.

Median [39]: In Median aggregation rule, the server computes the coordinate-wise median of the clients’ model updates as the aggregated model update.

Trimmed Mean (TrMean) [39]: For each dimension, the server first removes the largest m values and smallest m values, and then computes the average of the remaining $n - m$ values, where m is the number of fake clients.

Norm Bound [34]: In Norm Bound aggregation rule, the server first clips each client’s model update to have a predetermined norm and then computes the average of the clipped model updates as the aggregated model update. We follow prior work [33] to set the predetermined norm as the average norm of the genuine model updates in each training round.

FLTrust [13]: FLTrust assumes that the server has a small, clean dataset to bootstrap trust. We assume the server’s dataset includes training examples selected uniformly at random. The size of the

Table 9: Model architecture for MNIST and FashionMNIST.

Layer Type	Size
Convolution + ReLU	3x3x30
Max Pooling	2x2
Convolution + ReLU	3x3x50
Max Pooling	2x2
Fully Connected + ReLU	100
Softmax	10

Table 10: Model architecture for CIFAR-10.

Layer Type	Size
Convolution + ReLU	3x3x32
Max Pooling	2x2
Convolution + ReLU	3x3x64
Max Pooling	2x2
Fully Connected + ReLU	512
Softmax	10

Table 11: Model architecture for FEMNIST.

Layer Type	Size
Convolution + ReLU	3x3x30
Max Pooling	2x2
Convolution + ReLU	3x3x50
Max Pooling	2x2
Fully Connected + ReLU	200
Softmax	62

server’s dataset is 100 for MNIST, FashionMNIST, and CIFAR-10, and 200 for Purchase and FEMNIST.

FLAME [28]: In each training round, FLAME considers the cosine similarity between clients’ local models (i.e., a client’s model update + current global model) to divide clients into clusters and filter out the clusters containing potentially malicious model updates.

FLCert [17]: FLCert divides clients into multiple groups and trains a global model for each group using any existing FL algorithm (we use Median [39]). Given a testing input, FLCert predicts its label based on the majority vote among these global models. We divide the clients into 10 disjoint groups uniformly at random in our experiments.

FLDetector [40]: FLDetector aims to detect malicious clients during training. We first apply FLDetector with the full participation of clients for detection for 300 communication rounds. Following [40], if some clients are detected as malicious, we remove them from the system. Then we re-train a global model from scratch based on the remaining clients using Median [39] aggregation rule with the default setting.

B.4 Compared Attacks

We compare our PoisonedFL with seven attacks, including five attacks (Fang [18], Opt. Fang [32], LIE [10], Min-Max [32], and Min-Sum [32]) that require genuine clients’ information and two attacks (Random [14] and MPAF [14]) that do not require such information. Note that when applying the first category of attacks to craft the malicious model updates on fake clients, we assume that the attacker has access to the model updates of *all* genuine clients and the aggregation rule used by the server. In Section 8, we also study the scenarios where an attacker uses the global models to reconstruct synthetic data on the fake clients and uses the local models trained on them to perform attacks. We do not make these assumptions for Random, MPAF, and our PoisonedFL. Therefore, we give advantages to the first category of attacks.

Fang [18]: In this attack, the attacker crafts malicious model updates for fake clients such that the aggregated model update after attack deviates substantially from the before-attack one. Fang has different versions for different aggregation rules. We apply their Krum attack for Multi-Krum defense and TrMean attack for others.

Opt. Fang [32]: Following Fang, this attack also aims to maximize the deviation between the after-attack aggregated model update and before-attack one, but it uses a different way to solve the malicious model update. Specifically, a malicious model update is a variant of the average of all genuine clients’ model updates.

A little is enough (LIE) [10]: In LIE attack, fake clients craft their malicious model updates by adding a small amount of noise to the average of genuine model updates. Specifically, for each dimension j , LIE calculates the mean μ_j and standard deviation σ_j among the genuine model updates, and the dimension j of the malicious model update is set as $\mu_j + 0.74 \cdot \sigma_j$.

Min-Max [32]: In this attack, a fake client crafts its malicious model update such that its distance to any genuine model update is no larger than the maximum distance between any two genuine model updates.

Min-Sum [32]: Each fake client crafts its malicious model update such that the sum of the distances between the malicious model update and all genuine model updates is not larger than the sum of distances between any genuine model update and other genuine model updates.

Random [14]: In this attack, each fake client $i \in [n+1, n+m]$ sends a scaled random vector $\mathbf{g}_i^t = \lambda \cdot \epsilon$ to the server, where $\epsilon \sim \mathcal{N}(\mathbf{0}, \mathbf{I})$ and λ is a scaling factor. Following prior work [14], we set $\lambda = 1e6$ in our experiments.

MPAF [14]: In MPAF attack, during training round t , fake client $i \in [n+1, n+m]$ crafts its malicious model update as $\mathbf{g}_i^t = \lambda \cdot (\mathbf{w}' - \mathbf{w}^{t-1})$, where \mathbf{w}' is an attacker-chosen random model, \mathbf{w}^{t-1} is the global model in the previous training round $t-1$, and λ is a scaling factor. Following prior work [14], we set $\lambda = 1e6$ in our experiments.