

The Power of the Noisy Channel: Unsupervised End-to-End Task-Oriented Dialogue with LLMs

Brendan King and Jeffrey Flanigan
University of California, Santa Cruz
{bking2, jmflanig}@ucsc.edu

Abstract

Training task-oriented dialogue systems typically requires turn-level annotations for interacting with their APIs: e.g. a dialogue state and the system actions taken at each step. These annotations can be costly to produce, error-prone, and require both domain and annotation expertise. With advances in LLMs, we hypothesize unlabelled data and a schema definition are sufficient for building a working task-oriented dialogue system, completely unsupervised. Using only (1) a well-defined API schema (2) a set of unlabelled dialogues between a user and agent, we develop a novel approach for inferring turn-level annotations as latent variables using a noisy channel model. We iteratively improve these pseudo-labels with expectation-maximization (EM), and use the inferred labels to train an end-to-end dialogue agent. Evaluating our approach on the MultiWOZ benchmark, our method more than doubles the dialogue success rate of a strong GPT-3.5 baseline.¹

1 Introduction

Task-oriented dialogue systems, which use APIs to complete tasks on behalf of users, have been a longstanding challenge within conversational AI. Recent advances in large language models (LLMs) have further stimulated interest in task-oriented systems and LLMs which can use APIs as tools. To facilitate API use, successful task-oriented dialogue systems usually employ a modular approach: predicting a dialogue state which includes arguments to API calls, and dialogue acts for planning an appropriate response, before finally producing a natural language reply. Training such systems typically requires expert annotation of these structured intermediates for every dialogue turn. Even in settings where human-human dialogues are abundantly available, the high cost and expertise re-

¹Our code will be available at https://github.com/jlab-nlp/nc_latent_tod

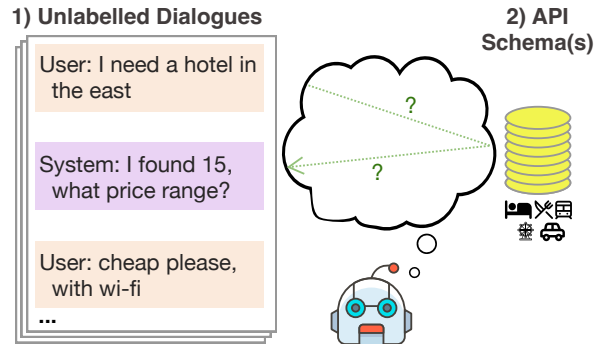


Figure 1: An overview of our unsupervised dialogue problem. We assume 1) unlabelled goal-oriented dialogues between a user and agent and 2) a well-defined schema \mathcal{S} with APIs suitable for fulfilling goals. We infer the unseen interactions between the agent and API, and use this to produce an end-to-end dialogue agent.

quired to annotate the dialogues poses a significant hurdle to system development.

Recent work has shown that LLMs can accomplish a broad set of useful tasks without any structured labels for a task (Brown et al., 2020). These include ‘zero-shot’ approaches to task-oriented dialogue sub-tasks such as Dialogue State Tracking (DST) (Hu et al., 2022; King and Flanigan, 2023; Heck et al., 2023), intent detection (Pan et al., 2023), grounded response generation (Li et al., 2023b), and even zero-shot end-to-end dialogue systems (Hudeček and Dusek, 2023). Still, existing approaches generally do not perform well enough for real-world use, and none are able to make effective use of in-domain unlabelled dialogues.

We ask: can we use existing unlabelled dialogues (without any labels or API calls annotated) along with an API specification, to build a working dialogue agent, without needing an expert to annotate data? This addresses a common real-world scenario. Many high value dialogue tasks are currently carried out by human agents, who interface a user with some software system. These conversations can be recorded and transcribed, and the

API(s) supporting the agent typically have well-formed specifications. However, annotating the API calls and system acts needed for aligning the two is time consuming and requires annotation expertise. In lieu of this, ‘zero-shot’ systems have been proposed, but these still require an expert to annotate a ‘formatting example’ (Hu et al., 2022; King and Flanigan, 2023), or a more detailed ‘policy skeleton’ (Zhang et al., 2023).

We instead propose the following setting: we assume an API schema definition \mathcal{S} , and plenty of available human-human dialogues in natural language, but no annotations on these dialogues (Fig. 1). To the best of our knowledge, we are the first to consider this setting. We demonstrate that one can develop a conversational agent for the API schema in this setting without any assistance from an expert annotator. Our contributions are as follows:

- We construct an end-to-end task-oriented dialogue agent with an LLM solely from unlabelled dialogues and an API definition, without any turn-level labels or supervision from de-lexicalized utterances.
- We accomplish this by inferring all the pseudo-labels necessary (API calls, system actions) to train a traditional end-to-end dialogue system from unlabelled dialogues, using prompts which are automatically generated from the API schema.
- We propose a noisy-channel ‘code-to-text’ re-ranking method, which is instrumental to our pseudo-label quality and final system.
- We devise a novel Hard-EM (Dempster et al., 1977) approach which uses predictions as in-context examples for the LLM, and additionally as data for iteratively fine-tuning a final model.

2 Preliminaries

A task-oriented dialogue consists of turns of utterances between a user and an agent which interfaces the user with a programmable system or API to accomplish a task. Typically the system response utterance follows the user’s utterance. We denote u_t as the user’s utterance at turn t , and r_t as the system’s response. We assume the APIs supported by the system are defined in a schema \mathcal{S} , which

gives names and descriptions for all arguments supported in each API, as well as the possible values any categorical arguments may take (Rastogi et al., 2020). This is analogous to standardized formats for API documentation, many of which could be easily converted to a schema definition.

Task-oriented systems require some method for interacting with the APIs in \mathcal{S} . Modular approaches use a Dialogue State Tracking (DST) module, which predicts a belief state b_t : a collection of arguments to API call(s) needed to satisfy the user’s goal. A belief state is commonly represented with a set of slot-value pairs:

$$b_t = \{(s_1, v_1), (s_2, v_2), \dots (s_n, v_n)\}$$

For example, if a user says ‘I’m looking for a restaurant south of town’, a DST system might produce the belief state $\{(restaurant-area, south)\}$, which can be used to query a restaurant API. We assume zero labeled belief states and infer them from unlabelled dialogues using the space of possible states supported by the schema definition \mathcal{S} .

We also make use of system dialogue acts to structure our agent’s communicative intents with a policy module. Given a dialogue state and context for a turn t , the policy predicts set of dialogue acts to be communicated in the system response r_t . For instance, the policy might determine that we should ask the user to narrow their search to a price range: $A_t = \{\text{Request}(restaurant-area=?)\}$. An appropriate system response might be: “Sure, are you looking for a particular price range?” Like belief states, we assume zero supervised examples of A_t and infer them from unlabelled dialogues.

3 Method Overview

We treat the turn-level labels needed for training an end-to-end dialogue system as a latent variables, and infer them from unlabelled dialogues. We assume only the fully-lexicalized sequence of user and system utterances $u_1, r_1, \dots, u_T, r_T$, and the schema \mathcal{S} defining the system’s capabilities, which defines the space of valid dialogue state and act labels. Importantly, our prompts are automatically generated from the API schema.

In §4, we outline our noisy-channel prompting method for inferring the turn-level labels necessary for training our dialogue agent. We give an overview of the latent variables we infer in Fig. 2. We assume we cannot query the APIs or observe results while labeling dialogues offline, as the obtained API results may have changed. In §5, we

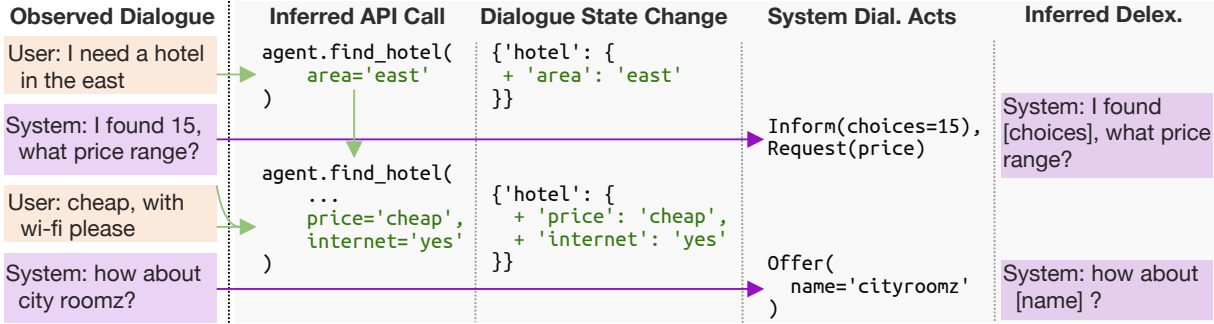


Figure 2: An overview of the latent variables annotated in our unsupervised labeling process which are used to train the dialogue model. Our **DST Module** (§4.1) infers the API call(s) with arguments at each turn, from which we can derive the dialogue state change. Our **DAT or Act Tagging module** (§4.2) predicts the dialogue acts communicated in the observed system response, which can be used to infer de-lexicalized responses for training a response generator.

train a complete dialogue agent by fine-tuning on prompts derived from our inferred pseudo-labels.

4 Inferring Latents via Noisy Channel

In this section, we present our method for inferring latent annotations for the dialogue states $b_1 \dots b_T$ and dialogue acts $A_1 \dots A_T$ for each dialogue turn t given only the unlabelled user and system utterances $(u_1, r_1, u_2, r_2, \dots, u_T, r_T)$. To do this, we devise a noisy-channel prompting approach for DST and dialogue act tagging (DAT) using StarCoder (Li et al., 2023a), a code-based LLM. First, we use a text-to-code prompt to infer the API call(s) made by the system in each dialogue, and build the dialogue state from inferred API call arguments (§4.1). We use a similar text-to-code prompt to infer the latent act(s) communicated in each agent response, so that we can reverse-engineer an agent’s policy (§4.2). For both tasks, we find much better performance when re-ranking latent predictions according to a noisy-channel model, in which we condition the observed utterance on a predicted latent in a code-to-text prompt (§4.3). Finally, we leverage the in-context learning ability of LLMs by re-using our predictions as exemplars (§4.4). Given these initial pseudo-labels, we iteratively improve their quality using Hard-EM (Dempster et al., 1977) (§4.5).

4.1 Inferring API Calls and Dialogue State

We prompt the LLM with a text-to-code prompt for inferring the latent dialogue state as an API call. Fig. 5a in App. A gives an example of our prompt. We generate a prompt enumerating the intents available in the schema \mathcal{S} as APIs callable by our agent. Following Hu et al. (2022), we predict the appropriate function call conditioned on

the prior system response r_{t-1} , the current user utterance u_t , and the previous belief state prediction \hat{b}_{t-1} . We then extract a dialogue state *change* $\Delta \hat{b}_t$ from the arguments to the call, and compute the next dialogue state as $\hat{b}_t = \Delta \hat{b}_t + \hat{b}_{t-1}$. While used offline here, this DST method is causal with respect to dialogue inputs and is the same as our method in online inference.

4.2 Inferring System Acts

For inferring system acts, we use a similar text-to-code prompt for predicting the set of dialogue acts A_t communicated in a given system response r_t . See Fig. 5b in App. A for an example of our prompt. We define each act our system could take in the prompt instructions. For input from each turn, we find best performance when conditioning only on the response to tag, r_t . For our set of supported acts, we use a subset of the universal dialogue acts proposed in Paul et al. (2019), where some acts such as “Inform” or “Offer” may use slots defined in \mathcal{S} . For example, an agent choosing to offer to book a user at a hotel named ‘acorn guest house’ might be represented as `Offer(hotel_name='acorn guest house')`. See App. C for our complete dialogue act set. Importantly, we use the schema definition \mathcal{S} and our act set to validate each act prediction, removing predicted keys which do not belong to \mathcal{S} , or acts which are not in the set. For example, the ‘text’ key is not valid for a ‘ThankYou’ act, so a prediction of “ThankYou(text=‘thanks, have a good day’)” would be normalized to only “ThankYou()”. Using the inferred system acts, we use a rule-based method to delexicalize the system responses for training the response generator (Fig. 2, right).

4.3 Noisy Channel LLM Prompting

We find that a noisy channel prompting method (Min et al., 2022) significantly improves the quality of our inferred dialogue states and acts. Here we describe noisy channel prompting using a simple example, and then describe its application to dialogue state tracking and system act tagging.

A typical prompt for machine reading comprehension might be:

```
<Optional in-context examples (c)>
Passage: <Passage (z)>
Question: <Question (x)>
Answer:
```

Given this prompt of the in-context examples c , passage z , question x , an answer y completion is found with the language model by maximizing or sampling from $Pr(y|x, z, c)$. We call this the **direct prompt**.

The **“noisy channel” prompt** is:

```
<Optional in-context examples (c)>
Passage: <Passage (z)>
Answer: <Answer (y)>
Question: <Question (x)>
```

where the likelihood of the question now depends on the answer. To use the noisy channel LLM prompt, we first sample k samples from the direct prompt, and then pick the best output answer y according to the noisy channel prompt probability. One can choose to score the joint probability of the answer followed by the question, i.e. $Pr(x|y, z, c)Pr(y|z, c)$, or only the conditional $Pr(x|y, z, c)$, following Min et al. (2022).²

To apply this method to inferring dialogue states, we first sample a set of possible belief state changes using top- p sampling (Holtzman et al., 2020) from the direct DST prompt, and then pick the best dialogue state according to the noisy channel prompt (see Fig. 3). We use an analogous procedure for inferring system acts. For DST, we find scoring with the joint $Pr(x|y, z, c)Pr(y|z, c)$ to perform best, and scoring with the conditional $Pr(x|y, z, c)$ best for act tagging.

4.4 Retrieval-Augmented In-context Learning

To leverage the in-context learning abilities of LLMs, we retrieve from a pool of examples from our predictions. Because we assume no labeled examples, this pool starts with zero examples and is filled incrementally. We retrieve up to k examples

²In the latter case, the prior $Pr(y|z, c)$ is uniformly $\frac{1}{k}$ for the k samples from the direct prompt.

Direct DST Prompt

```
response = agent.handle_turn(
    belief_state=BeliefState(attraction=dict(
        name='byard art')),
    last_system_utterance="byard art is at 344 oxford " + \
        "street, anything else?",
    user_utterance="Yes, I need a taxi to king station",
    user_intent=[agent.book_taxi(destination='king station')])
```

Noisy Channel DST Prompt

```
response = agent.handle_turn(
    belief_state=BeliefState(attraction=dict(
        name='byard art')),
    last_system_utterance="byard art is at 344 oxford " + \
        "street, anything else?",
    user_intent=[agent.book_taxi(destination='king station')],
    user_utterance="Yes, I need a taxi to king station",
```

Figure 3: Instances from our ‘direct’ and ‘noisy channel’ prompts for DST. Best viewed in color. After sampling a **DST completion** from the ‘direct’ prompt, we score it by the likelihood of the input **user utterance** conditioned on it in the ‘noisy channel’ prompt.

for in-context learning from this pool using an unsupervised dense retriever, with examples ranked by embedding cosine distance.³ We use $k = 8$ and $k = 6$ for DST, DAT respectively. For retriever inputs, we use $(\hat{b}_{t-1} \cdot r_{t-1} \cdot u_t)$ and $(u_t \cdot r_t)$ for DST and DAT respectively, where \cdot indicates concatenation. Applied naively, this in-context learning approach can suffer a majority label bias (Zhao et al., 2021). We adjust for biases introduced in the initially small example pool by 1) not using any in-context examples until we have a minimum of $n = 32$ examples in the pool and 2) using our API schema \mathcal{S} to require at least 4 distinct labels in each set of in-context examples.⁴ Our algorithm for producing initial pseudo-labels is in App. D.

4.5 Refining the Labels with Hard-EM

While the labels we produce in § 4.1-§ 4.4 can be used directly for training an end-to-end dialogue system, we find their quality can be improved through expectation-maximization (Dempster et al., 1977). For every dialogue turn in our dataset, our initial pseudo-labels provide the expected dialogue state and system dialogue acts according to our zero-shot system. We then jointly fine-tune an LLM as a noisy-channel DST & DAT system to maximize the likelihood of these expected labels. We use smaller version of our prompted LLM, StarCoder 3B (Li et al., 2023a).

For each turn, we derive (prompt, completion) pairs for ‘direct’ text-to-code and ‘channel’ code-

³We use MPNet (Song et al., 2020), available on Huggingface as sentence-transformers/all-mpnet-base-v2

⁴We consider two dialogue state change labels to be distinct if they update different *slots*, and two act labels to be distinct if they embody different acts or different slots

to-text DST and DAT modules, as defined in § 4. We then combine and shuffle these pairs into a single training set for joint fine-tuning. For efficient training, we shorten our prompts by removing in-context examples as well as the function definitions used in the in-context learning setting. We find up-sampling the ‘channel’ prompts so that there is a 2:1 ratio of ‘channel’ to ‘direct’ instances for training improves performance.

After fine-tuning, the model can be used to produce improved pseudo-labels by re-labeling each dialogue, using the same noisy-channel inference methods. Following this, we can repeat the fine-tuning process. This train and re-label process can be repeated for any number of iterations, though we find a single re-labeling is sufficient.

5 End-to-End System

Following (Su et al., 2022), we utilize a multi-task fine-tuning method for training a single LLM as a complete dialogue system, consisting of a dialogue state tracker, policy, and response generator.

DST For the DST sub-task, we again use both ‘direct’ and ‘channel’ (prompt, completion) pairs. This allows us to use the same noisy-channel inference method presented in § 4.

Policy For the Policy sub-task, we use a text-to-code prompt where we simply condition on the $k=5$ most recent utterances in the dialogue history: $H_t = (u_{t-2}, r_{t-2}, u_{t-1}, r_{t-1}, u_t)$. The completion is the current turn’s system acts A_t , which will be used to ground the next response r_t . We do not use a noisy-channel variant for Policy, and greedily decode an act prediction at inference time:

$$\hat{A}_t = \operatorname{argmax}_{A_t \in \mathcal{V}^*} P(f_{\text{prompt}}(H_t))$$

Response Generation For Response Generation, we condition on the turn’s observed system and user utterances (r_{t-1}, u_t) and our policy’s act prediction \hat{A}_t . The completion is the observed system response r_t . We also do not use a noisy-channel variant for response generation, and greedily decode the response:

$$\hat{r}_t = \operatorname{argmax}_{A_t \in \mathcal{V}^*} P(f_{\text{prompt}}(r_{t-1}, u_t, A_t))$$

Following prior works, we predict *delexicalized* responses, where values for slots in the system response are replaced with placeholders for the slot

name. For example, instead of generating “The phone number for acorn guest house is 555-5309” directly, we would predict “The phone number for the [hotel_name] is [hotel_phone]”, where values could be filled in. Importantly, we never presume access to gold delexicalized responses. Instead, we use our predicted acts, e.g. “Inform(name=‘acorn guest house’, phone=‘555-8309’)”, to delexicalize the observed response for training.

End-to-end Training For each turn, we derive (prompt, completion) pairs for ‘direct’ and ‘channel’ DST, and direct Policy, and Response Generation prompts. We then combine and shuffle these pairs into a single training set for joint fine-tuning. For efficient training, we shorten our prompts by removing in-context examples as well as the function definitions used in the in-context learning setting. We find up-sampling the ‘channel’ prompts so that there is a 2:1 ratio of ‘channel’ to ‘direct’ instances for training improves performance. Finally, we fine-tune StarCoder 3B using cross-entropy loss and AdamW with default hyperparameters.

6 Experiments

We conduct unsupervised end-to-end dialogue (E2E) and dialogue state tracking (DST) experiments on the MultiWOZ 2.2 dataset (Zang et al., 2020; Budzianowski et al., 2018), containing over ten thousand multi-domain task-oriented dialogues crowd-sourced in a wizard-of-oz setup. We use the fully lexicalized, unlabelled dialogues from the training set to build our system, and evaluate on the test set. First, we demonstrate the value of our approach in an end-to-end dialogue evaluation, following prior works on task-oriented dialogue (§ 6.1). Second, we conduct a dialogue state tracking evaluation to more carefully evaluate the quality of our pseudo-annotations (§ 6.2).

6.1 End-to-End (E2E) Experiments

In E2E experiments, we use our complete system to both predict API call arguments and generate a next system response in natural language. We evaluate our generated responses with Inform rate, Success rate, and BLEU, as well as a Combined score of $0.5(\text{Inform} + \text{Success}) + \text{BLEU}$, following prior works. We provide details on these metrics in App. B.

We compare our approach to the previous state-of-the-art unsupervised methods, a GPT-3.5 zero-shot baseline (Hudeček and Dusek, 2023), and

Model	Schema?	Labels?	Dialogues?	Inform	Success	BLEU	Combined
Supervised Results							
PPTOD (Su et al., 2022)	✓	✓	✓	82.6	72.2	18.2	95.6
DiactTOD (Wu et al., 2023)	✓	✓	✓	89.5	84.2	17.5	104.4
Our (supervised)	✓	✓	✓	67.9	61.7	14.6	79.4
Zero-Shot with Formatting Example(s)							
SGP-TOD-GPT3.5 (Zhang et al., 2023)	✓	Few (‡)	✗	82.0	72.5	9.22	86.5
Fully Unsupervised Results							
<i>Sees gold delexicalized conversation history</i>							
LLaMa [†]	✓	✗	✗	-	4	1.61	-
GPT 3.5 Turbo [†]	✓	✗	✗	44.8	31.2	3.3	41.3
<i>Sees only fully-lexicalized dialogues</i>							
GPT 3.5 Turbo (– gold delex.)	✓	✗	✗	40.7	26.7	3.7	37.4
Ours (StarCoder 15B - no EM)	✓	✗	✗	50.0	19.6	3.2	38
Ours (StarCoder 3B - w/ EM)	✓	✗	✓	78.1	68.3	13.6	86.8

Table 1: Unsupervised end-to-end results in MultiWOZ 2.2. (†) indicates models from Hudeček and Dusek (2023). Results for LLaMa are from Hudeček and Dusek (2023), which does not report the Inform rate. (‡) SGP-TOD uses a prompt with both a formatting example and a “Policy Skeleton”, which contains an additional 10-20 hand-crafted instances of the correct system acts and response for an input user utterance or returned DB result. For fairer comparison in our fully unsupervised setting, we re-run the GPT 3.5 baseline without the supervision of de-lexicalized responses provided in the conversation history (– gold delex.). Despite far fewer parameters, we find substantial improvements in our methods which leverage unlabelled dialogues

SGP-TOD (Zhang et al., 2023). Where possible, we report results for both the original approach and modifications required to fit our fully unsupervised setting. For reference, we also run our own method in the fully-supervised setting. We train a model using the procedure in §5 using the annotations sourced from crowd-workers in the MultiWOZ 2.2 corpus (Budzianowski et al., 2018; Zang et al., 2020), rather than the pseudo-labels predicted in §4. We also compare with existing supervised approaches as a reference point. We include DiactTOD (Wu et al., 2023), which to our knowledge is the supervised state-of-the-art, and PPTOD (Su et al., 2022), which uses a multi-task fine-tuning approach similar to our own in §5, for T5 encoder-decoder models (Raffel et al., 2020).

6.2 DST Experiments

We conduct multi-domain DST experiments on the MultiWOZ Dataset in order to evaluate the quality of our pseudo-annotations. We use our DST Module to predict and evaluate only latent dialogue states, which collect the arguments required for unseen API calls.

Following prior works, we evaluate DST performance with joint-goal accuracy (JGA), or whether a given dialogue state is completely accurate. More details are available in App. B.

We compare to our ChatGPT 3.5 Turbo baseline (Hudeček and Dusek, 2023), as well as prior zero-shot DST methods. These include IC-DST (Hu

With One Formatting Example	
IC-DST (StarCoder 15B)	24.58
RefPyDST (StarCoder 15B)	17.17
IC-DST (Codex)	35.02
RefPyDST (Codex)	40.88
Fully Unsupervised	
IC-DST (StarCoder 15B)	15.66
RefPyDST (StarCoder 15B)	13.88
GPT 3.5 Turbo (Hudeček and Dusek, 2023)	13.05
Ours (StarCoder 15B → 3B)	39.70

Table 2: Joint Goal Accuracy (JGA) of our method’s dialogue state predictions and zero-shot baselines

et al., 2022), which re-frames DST as text-to-SQL, and RefPyDST which re-frames DST as text-to-python (King and Flanigan, 2023). By default, both of these works use OpenAI Codex (Chen et al., 2021), and we apply their prompting approaches to StarCoder 15B for clearer comparison.

7 Results

E2E Performance We present E2E results for our unsupervised dialogue agent in Table 1. We find that our method achieves state-of-the-art performance in our fully unsupervised setting, more than doubling the Success Rate and Combined score of the GPT 3.5 Turbo baseline of Hudeček and Dusek (2023). When we remove the supervision of delexicalization for fairer comparison (– gold delex.), we find even greater improvement

across all end-to-end metrics. As discussed in § 9, SGP-TOD uses both a supervised formatting example and a ‘Policy Skeleton’, containing additional supervision for Policy and Response Generation. With no implementation publicly available, we were unable to run a modified version of their experiments without this supervision for fair comparison. Despite a less-supervised setting, our method is able to perform comparably, even slightly out-performing SGP-TOD in Combined score. Remarkably, our unsupervised EM approach also outperforms the supervised variant of our model due to improvements in Inform and Success rate, suggesting the Dialogue acts we infer are of high quality.

DST Performance Our DST results are shown in Table 2. Where possible, we distinguish between ‘zero-shot’ results which include a hand-engineered formatting example, and the same method applied without the formatting example.⁵ We find that our method significantly outperforms our GPT 3.5 Turbo baseline by 26% joint goal accuracy. Our approach performs nearly as well as the best method using OpenAI Codex with a supervised formatting example, using less than 10% of the parameters at any time (175B vs. 15B). When applying the IC-DST and RefPyDST prompting methods to StarCoder, our method significantly outperforms both, with and without a formatting example.

Ablations In Fig. 4, we conduct an ablation to evaluate both the impact of our noisy channel modeling and the value of iterative re-labeling in our EM approach. We compare our proposed system to one in which each module is replaced by only greedily sampling from its ‘direct’ variant, at both labeling and end-to-end inference time. We plot our Combined end-to-end performance across iterations of EM, with ‘0’ indicating our zero-shot system. We find that EM improves our end-to-end performance in both our noisy-channel approach and greedy ablation, and that our noisy-channel inference methods are important to dialogue success, with a 30 and 33 point improvement over our greedy baseline with 1 and 2 EM steps, respectively. Ablations across Inform, Success, BLEU, and joint goal accuracy are in App. E.

⁵Due to the deprecation of OpenAI Codex, we were unable to run experiments for IC-DST or RefPyDST without a formatting example on the original Codex model

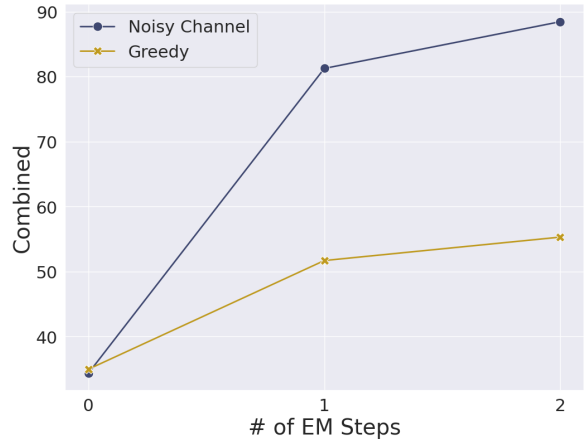


Figure 4: Combined score $(0.5(\text{Inform} + \text{Success}) + \text{BLEU})$ vs. the number of steps of expectation-maximization in our Noisy Channel method vs. a Greedy Ablation. ‘0’ is zero-shot inference

Task	Turns	Correct	Authentic
Act Tagging	42	21	5
DST	42	36	19

Table 3: Number of discovered contaminated turns per task, as well as the number which are correct or verified as being in the MultiWOZ dataset.

8 Contamination Analysis

Evaluation of unsupervised methods, such as ours, that use LLMs has the potential issue of **task contamination**, where supervised examples are seen in pretraining data (Li and Flanigan, 2024). Inclusion of supervised examples of the task in LLM pretraining data would render the model no longer unsupervised and the evaluation potentially biased: tasks for which the training data has been seen may have a higher performance than truly unsupervised tasks.

To address this issue, we quantify the presence of contamination in LLM pre-training data, and then estimate the potential impact on our results. Fortunately, the StarCoder family of models that we use has the complete pre-training corpus publicly available for analysis.⁶

We conduct an exhaustive search for supervised pairs of our dialogue subtasks in the StarCoder pre-training data using a semi-automated search with manual review. Details of our search procedure are in App. F. We find no complete dialogues with supervised labels. We do find 42 turns labeled with act tagging, and 42 turns labeled with DST in the

⁶<https://huggingface.co/datasets/bigcode/starcoderdata>

pre-training corpus, categorized in Table 3.⁷ We consider a (x, y) pair to be ‘Correct’ if the state change/dialogue act y is actually correct for the utterance x , and to be ‘Authentic’ if the (x, y) pair is found verbatim in the MultiWOZ corpus.⁸ Astonishingly, we find half of the found Act Tagging pairs are incorrect, and could possibly mislead a pre-trained model if the model learned from them. We also find that less than half of the turns are authentic for either task, and find a number of them derive from Github issues discussing problems with dialogue simulators.

Additionally, we estimate the degree to which the contamination we discover could exaggerate expected performance of our method on an unseen schema, by using contaminated (x, y) pairs as in-context examples.⁹

In Table 4, we compare our zero-shot prompt, which receives no examples of any kind, with a ‘contaminated’ variant which uses $k=3$ in-context examples derived from contamination in the pre-training corpus. The ‘contaminated’ model retrieves the most relevant contaminated fragments from a pool using the dense retrieval approach described in § 4.4. These are inserted as a triple-quoted string block, so that the prompt remains syntactically valid python. By leaving contaminated examples in their original format, we test whether their inclusion elicits memorized knowledge rather than providing guidance on input/output formatting. Surprisingly, we find including this supervision via contaminated fragments *hurts* performance, indicating that these examples do not provide meaningful supervision for our task. Further, the substantial gains in our noisy-channel EM approach suggest our method is doing more than simply eliciting schema-specific knowledge memorized in pre-training.

9 Related Work

Zero-shot Dialogue A few recent works have proposed zero-shot approaches to dialogue problems using LLMs. Hu et al. (2022) and (King and Flanagan, 2023) propose DST methods which

⁷The average dialogue length in MultiWOZ is 13.9 turns. Put together, the set of contaminated turns would be roughly the length of 6 dialogues

⁸A ‘Correct’ pair might arise from printing training data, and an incorrect pair from discussion of a failure case.

⁹Ideally, one would pre-train an identical StarCoder model on a corpus *without* contamination, this is computationally impractical. Additionally, we are not aware of any available LLM that can be verified as not contaminated for this task.

Method	Inform	Success	BLEU	Combined
Ours (zero-shot)	49.0	15.0	3.0	35.0
Ours ($k=3$ contam ex.)	44.5	14.0	3.8	33.1
Ours (Full EM)	80.5	69.0	13.7	88.5

Table 4: Performance comparison when we include contaminated in-context examples. We find *including* this supervision hurts performance, and does not explain the strong performance of our noisy-channel EM approach

prompt code based LLMs in a text-to-SQL or text-to-program format, respectively. These methods rely on prompts tailored to the schema and the use of a supervised ‘formatting’ example, which requires annotation expertise. Zhang et al. (2023) extends this approach to end-to-end task-oriented dialogue by adding a policy prompter for GPT 3.5. In addition to a formatting example, their policy prompt requires a hand-crafted ‘policy-skeleton’ consisting of examples of the appropriate system act and reply in response to different user utterances or database results. Our approach differs in that we require zero labeled examples of any kind. Hudeček and Dusek (2023) propose a zero-shot end-to-end method for prompting instruction-tuned LLMs like GPT 3.5. However, this method presumes *delexicalized* system responses $r_1 \dots r_{t-1}$ in the conversation history as input, where entities are replaced with placeholders. Producing these inputs requires ground-truth annotations and gives a form of supervision about the entities and their attributes within a dialogue (see Table 1 for a comparison for GPT 3.5 Turbo with and without delex supervision). In contrast, we only assume fully-lexicalized dialogues, which do not provide this supervision and require no human annotation. We adapt the method of Hudeček and Dusek (2023) to use lexicalized dialogues as inputs, and use this approach as our baseline. Chung et al. (2023) propose an end-to-end method which prompts GPT-4 for interactions with a knowledge base before producing a response, however it generalizes poorly to the multi-domain setting.

Semi-supervised TOD Some works propose semi-supervised approaches to end-to-end task-oriented dialogue. Zhang et al. (2020) propose an end-to-end sequence-to-sequence model where the dialogue state is a latent variable. Liu et al. (2021a) adapt this approach for use with pre-trained language models, fine-tuning GPT-2. While successful, these approaches require a non-trivial amount of supervised data. Other semi-supervised works

also evaluate their method in an unsupervised setting (Jin et al., 2018; Liu et al., 2023). However, these works also assume delexicalized training dialogues, which requires ground-truth annotation and gives a form a supervision to the model.

Noisy channel and re-ranking methods A few previous works have utilized noisy channel methods for task-oriented dialogue or prompting methods. Liu et al. (2021b) pre-train a noisy channel for task-oriented dialogues as a sequence to sequence model, however their method requires significant labelled training data. Min et al. (2022) propose noisy channel prompting for few-shot classification tasks, which inspires our generalization to the generative setting.

10 Conclusion

We present a novel approach for constructing an end-to-end task-oriented dialogue system by leveraging pre-trained language models to infer labels from unlabeled dialogues.

11 Limitations

Data contamination in LLM pre-training poses a hurdle for accurate benchmarking across NLP, and particularly for unsupervised methods. In an idealized setting, there would be a suitably strong task-oriented dialogue benchmark that could be verified as not belonging to the pre-training corpus of each new and more capable LLM. This is not the case for our setting or for many others, and warrants careful attention from the NLP community. For our setting, we were able to properly define problematic contamination and search for it in our LLM’s pre-training corpus, thanks to the open release of the pre-training data. We found limited contamination and demonstrated that the contamination we found was not helpful in eliciting task knowledge that might have been memorized in pre-training.

All experiments in this paper were conducted on pre-existing public dialogue corpora, collected explicitly for training task-oriented dialogue agents with the knowledge of all participants (Budzianowski et al., 2018). Our use of the StarCoder model also falls within the terms of its Responsible AI License. It is important that subsequent applications of our method also adhere to any fair-use policies governing collected dialogues or transcripts.

References

- Tom B. Brown, Benjamin Mann, Nick Ryder, Melanie Subbiah, Jared Kaplan, Prafulla Dhariwal, Arvind Neelakantan, Pranav Shyam, Girish Sastry, Amanda Askell, Sandhini Agarwal, Ariel Herbert-Voss, Gretchen Krueger, Tom Henighan, Rewon Child, Aditya Ramesh, Daniel M. Ziegler, Jeffrey Wu, Clemens Winter, Christopher Hesse, Mark Chen, Eric Sigler, Mateusz Litwin, Scott Gray, Benjamin Chess, Jack Clark, Christopher Berner, Sam McCandlish, Alec Radford, Ilya Sutskever, and Dario Amodei. 2020. [Language Models are Few-Shot Learners](#). *arXiv:2005.14165 [cs]*. ArXiv: 2005.14165.
- Paweł Budzianowski, Tsung-Hsien Wen, Bo-Hsiang Tseng, Iñigo Casanueva, Ultes Stefan, Ramadan Osman, and Milica Gašić. 2018. Multiwoz - a large-scale multi-domain wizard-of-oz dataset for task-oriented dialogue modelling. In *Proceedings of the 2018 Conference on Empirical Methods in Natural Language Processing (EMNLP)*.
- Mark Chen, Jerry Tworek, Heewoo Jun, Qiming Yuan, Henrique Ponde de Oliveira Pinto, Jared Kaplan, Harri Edwards, Yuri Burda, Nicholas Joseph, Greg Brockman, Alex Ray, Raul Puri, Gretchen Krueger, Michael Petrov, Heidy Khlaaf, Girish Sastry, Pamela Mishkin, Brooke Chan, Scott Gray, Nick Ryder, Mikhail Pavlov, Alethea Power, Lukasz Kaiser, Mohammad Bavarian, Clemens Winter, Philippe Tillet, Felipe Petroski Such, Dave Cummings, Matthias Plappert, Fotios Chantzis, Elizabeth Barnes, Ariel Herbert-Voss, William Hebgen Guss, Alex Nichol, Alex Paino, Nikolas Tezak, Jie Tang, Igor Babuschkin, Suchir Balaji, Shantanu Jain, William Saunders, Christopher Hesse, Andrew N. Carr, Jan Leike, Josh Achiam, Vedant Misra, Evan Morikawa, Alec Radford, Matthew Knight, Miles Brundage, Mira Murati, Katie Mayer, Peter Welinder, Bob McGrew, Dario Amodei, Sam McCandlish, Ilya Sutskever, and Wojciech Zaremba. 2021. [Evaluating Large Language Models Trained on Code](#). ArXiv:2107.03374 [cs].
- Willy Chung, Samuel Cahyawijaya, Bryan Wilie, Holy Lovenia, and Pascale Fung. 2023. [Instruct-TODS: Large Language Models for End-to-End Task-Oriented Dialogue Systems](#). ArXiv:2310.08885 [cs].
- A. P. Dempster, N. M. Laird, and D. B. Rubin. 1977. [Maximum likelihood from incomplete data via the em algorithm](#). *Journal of the Royal Statistical Society. Series B (Methodological)*, 39(1):1–38.
- Michael Heck, Nurul Lubis, Benjamin Ruppik, Renato Vukovic, Shutong Feng, Christian Geisshauser, Hsien-chin Lin, Carel van Niekerk, and Milica Gasic. 2023. [ChatGPT for zero-shot dialogue state tracking: A solution or an opportunity?](#) In *Proceedings of the 61st Annual Meeting of the Association for Computational Linguistics (Volume 2: Short Papers)*, pages 936–950, Toronto, Canada. Association for Computational Linguistics.

- Ari Holtzman, Jan Buys, Li Du, Maxwell Forbes, and Yejin Choi. 2020. [The Curious Case of Neural Text Degeneration](#). ArXiv:1904.09751 [cs].
- Yushi Hu, Chia-Hsuan Lee, Tianbao Xie, Tao Yu, Noah A. Smith, and Mari Ostendorf. 2022. [In-Context Learning for Few-Shot Dialogue State Tracking](#). Number: arXiv:2203.08568 arXiv:2203.08568 [cs].
- Vojtěch Hudeček and Ondřej Dusek. 2023. [Are large language models all you need for task-oriented dialogue?](#) In *Proceedings of the 24th Meeting of the Special Interest Group on Discourse and Dialogue*, pages 216–228, Prague, Czechia. Association for Computational Linguistics.
- Xisen Jin, Wenqiang Lei, Zhaochun Ren, Hongshen Chen, Shangsong Liang, Yihong Zhao, and Dawei Yin. 2018. [Explicit State Tracking with Semi-Supervision for Neural Dialogue Generation](#). In *Proceedings of the 27th ACM International Conference on Information and Knowledge Management*, pages 1403–1412. ArXiv:1808.10596 [cs].
- Brendan King and Jeffrey Flanigan. 2023. [Diverse retrieval-augmented in-context learning for dialogue state tracking](#). In *Findings of the Association for Computational Linguistics: ACL 2023*, pages 5570–5585, Toronto, Canada. Association for Computational Linguistics.
- Changmao Li and Jeffrey Flanigan. 2024. [Task Contamination: Language Models May Not Be Few-Shot Anymore](#). *Proceedings of the AAAI Conference on Artificial Intelligence*, 38(16):18471–18480.
- Raymond Li, Loubna Ben allal, Yangtian Zi, Niklas Muennighoff, Denis Kocetkov, Chenghao Mou, Marc Marone, Christopher Akiki, Jia LI, Jenny Chim, Qian Liu, Evgenii Zheltonozhskii, Terry Yue Zhuo, Thomas Wang, Olivier Dehaene, Joel Lamy-Poirier, Joao Monteiro, Nicolas Gontier, Ming-Ho Yee, Logesh Kumar Umapathi, Jian Zhu, Ben Lipkin, Muh-tasham Oblokulov, Zhiruo Wang, Rudra Murthy, Jason T Stillerman, Siva Sankalp Patel, Dmitry Abul'khanov, Marco Zocca, Manan Dey, Zhihan Zhang, Urvashi Bhattacharyya, Wenhao Yu, Sasha Luccioni, Paulo Villegas, Fedor Zhdanov, Tony Lee, Nadav Timor, Jennifer Ding, Claire S Schlesinger, Hailey Schoelkopf, Jan Ebert, Tri Dao, Mayank Mishra, Alex Gu, Carolyn Jane Anderson, Brendan Dolan-Gavitt, Danish Contractor, Siva Reddy, Daniel Fried, Dzmitry Bahdanau, Yacine Jernite, Carlos Muñoz Ferrandis, Sean Hughes, Thomas Wolf, Arjun Guha, Leandro Von Werra, and Harm de Vries. 2023a. [Star-coder: may the source be with you!](#) *Transactions on Machine Learning Research*. Reproducibility Certification.
- Zekun Li, Baolin Peng, Pengcheng He, Michel Galley, Jianfeng Gao, and Xifeng Yan. 2023b. [Guiding large language models via directional stimulus prompting](#). *arXiv preprint arXiv:2302.11520*.
- Hong Liu, Yucheng Cai, Zhenru Lin, Zhijian Ou, Yi Huang, and Junlan Feng. 2021a. [Variational Latent-State GPT for Semi-Supervised Task-Oriented Dialog Systems](#). ArXiv:2109.04314 [cs].
- Qi Liu, Lei Yu, Laura Rimell, and Phil Blunsom. 2021b. [Pretraining the Noisy Channel Model for Task-Oriented Dialogue](#). *Transactions of the Association for Computational Linguistics*, 9:657–674.
- Qing-Bin Liu, Shi-Zhu He, Cao Liu, Kang Liu, and Jun Zhao. 2023. [Unsupervised Dialogue State Tracking for End-to-End Task-Oriented Dialogue with a Multi-Span Prediction Network](#). *Journal of Computer Science and Technology*, 38(4):834–852.
- Sewon Min, Mike Lewis, Hannaneh Hajishirzi, and Luke Zettlemoyer. 2022. [Noisy channel language model prompting for few-shot text classification](#). In *Proceedings of the 60th Annual Meeting of the Association for Computational Linguistics (Volume 1: Long Papers)*, pages 5316–5330, Dublin, Ireland. Association for Computational Linguistics.
- Tomáš Nekvinda and Ondřej Dušek. 2021. [Shades of BLEU, flavours of success: The case of MultiWOZ](#). In *Proceedings of the 1st Workshop on Natural Language Generation, Evaluation, and Metrics (GEM 2021)*, pages 34–46, Online. Association for Computational Linguistics.
- Wenbo Pan, Qiguang Chen, Xiao Xu, Wanxiang Che, and Libo Qin. 2023. [A Preliminary Evaluation of ChatGPT for Zero-shot Dialogue Understanding](#). Publisher: arXiv Version Number: 1.
- Shachi Paul, Rahul Goel, and Dilek Hakkani-Tür. 2019. [Towards Universal Dialogue Act Tagging for Task-Oriented Dialogues](#). In *Proc. Interspeech 2019*, pages 1453–1457.
- Colin Raffel, Noam Shazeer, Adam Roberts, Katherine Lee, Sharan Narang, Michael Matena, Yanqi Zhou, Wei Li, and Peter J. Liu. 2020. [Exploring the Limits of Transfer Learning with a Unified Text-to-Text Transformer](#). *arXiv:1910.10683 [cs, stat]*. ArXiv: 1910.10683.
- Abhinav Rastogi, Xiaoxue Zang, Srinivas Sunkara, Raghav Gupta, and Pranav Khaitan. 2020. [Towards Scalable Multi-Domain Conversational Agents: The Schema-Guided Dialogue Dataset](#). *Proceedings of the AAAI Conference on Artificial Intelligence*, 34(05):8689–8696.
- Kaitao Song, Xu Tan, Tao Qin, Jianfeng Lu, and Tie-Yan Liu. 2020. [MPNet: Masked and Permuted Pre-training for Language Understanding](#). ArXiv:2004.09297 [cs].
- Yixuan Su, Lei Shu, Elman Mansimov, Arshit Gupta, Deng Cai, Yi-An Lai, and Yi Zhang. 2022. [Multi-task pre-training for plug-and-play task-oriented dialogue system](#). In *Proceedings of the 60th Annual Meeting of the Association for Computational Linguistics (Volume 1: Long Papers)*, pages 4661–4676, Dublin, Ireland. Association for Computational Linguistics.

Qingyang Wu, James Gung, Raphael Shu, and Yi Zhang. 2023. [DiactTOD: Learning generalizable latent dialogue acts for controllable task-oriented dialogue systems](#). In *Proceedings of the 24th Meeting of the Special Interest Group on Discourse and Dialogue*, pages 255–267, Prague, Czechia. Association for Computational Linguistics.

Xiaoxue Zang, Abhinav Rastogi, Srinivas Sunkara, Raghav Gupta, Jianguo Zhang, and Jindong Chen. 2020. [MultiWOZ 2.2 : A Dialogue Dataset with Additional Annotation Corrections and State Tracking Baselines](#). In *Proceedings of the 2nd Workshop on Natural Language Processing for Conversational AI*, pages 109–117, Online. Association for Computational Linguistics.

Xiaoying Zhang, Baolin Peng, Kun Li, Jingyan Zhou, and Helen Meng. 2023. [SGP-TOD: Building task bots effortlessly via schema-guided LLM prompting](#). In *Findings of the Association for Computational Linguistics: EMNLP 2023*, pages 13348–13369, Singapore. Association for Computational Linguistics.

Yichi Zhang, Zhijian Ou, Min Hu, and Junlan Feng. 2020. [A Probabilistic End-To-End Task-Oriented Dialog Model with Latent Belief States towards Semi-Supervised Learning](#). In *Proceedings of the 2020 Conference on Empirical Methods in Natural Language Processing (EMNLP)*, pages 9207–9219, Online. Association for Computational Linguistics.

Zihao Zhao, Eric Wallace, Shi Feng, Dan Klein, and Sameer Singh. 2021. [Calibrate before use: Improving few-shot performance of language models](#). In *Proceedings of the 38th International Conference on Machine Learning*, volume 139 of *Proceedings of Machine Learning Research*, pages 12697–12706. PMLR.

A Prompt Examples

Fig. 5 provides abridged instances of our direct prompts for DST and for Act Tagging. Fig. 5a shows our prompt for inferring API call(s) or changes to the dialogue state from an unlabelled dialogue, as detailed in §4.1. Our prompts use python keyword arguments to provide the input variables for a given sub-task, and to prompt the LLM for the next variable of interest. Using the arbitrary ordering of keyword arguments in Python function calls, our ‘channel’ prompts simply re-order the arguments in order to score the likelihood of the user’s utterance given the predicted state change. Fig. 5b provides a similar abridged instance of our direct prompt for tagging dialogue acts in an unlabelled dialogue. Here, we simply condition on the observed system response r_t .

B Metric Details

End-to-End (E2E) Dialogue Metrics We measure end-to-end dialogue performance using the Inform rate, Success rate, and BLEU, following prior works, using the automatic evaluation provided by [Nekvinda and Dušek \(2021\)](#).¹⁰

A dialogue is considered Informed if the most recently mentioned result for each domain meets the user’s goal constraints, and is considered Successful if it is Informed and all values for requested slots are presented to the user. For example, if a user were to ask ‘Can you give me the phone number of a cheap hotel in the east part of town?’, the dialogue would be Informed if we refer them to a hotel that is actually in the cheap price range and in the east, and Successful if we additionally provide the phone number, as requested. BLEU is computed against a single reference response, and the Combined score is $0.5(\text{Inform} + \text{Success}) + \text{BLEU}$.

Dialogue State Tracking Metrics Following prior works, we evaluate DST performance with joint-goal accuracy (JGA): for a turn x_t , a dialogue state prediction \hat{y}_t is considered correct only if all slot names and values match the gold annotation state y_t . We again use the evaluation provided in [Nekvinda and Dušek \(2021\)](#). Following their work, we accept fuzzy matches for non-categorical string values, such as the name of a restaurant or hotel, using the fuzzywuzzy library and a fuzz ratio of 0.95.¹¹

C Dialogue Acts

Following [Paul et al. \(2019\)](#), we use a universal set of dialogue acts for managing our agents communicative intents. We omit some acts for simplicity and to reduce the context length required to enumerate them in a prompt. Table 5 lists each act and a description. Since our dialogue set is not directly comparable to prior works, we do not directly evaluate act tagging or policy accuracy. Instead, acts serve only as an intermediate representation for planning responses in our end-to-end system.

D Offline Labeling Algorithm

Algorithm 1 gives our algorithm for pseudo-labeling of unlabelled dialogues.

¹⁰https://github.com/Tomiinek/MultiWOZ_Evaluation

¹¹<https://pypi.org/project/fuzzywuzzy/>

Act	Description (as used in our prompt)
Inform(x=y)	Provide information.
Offer(x=y)	System provides an offer or suggestion based on results.
Confirm(x=y)	Seek confirmation of something.
Affirm(x=y)	Express agreement or confirmation.
Negate(x=y)	User or System denies or negates.
NotifySuccess(x=y)	Notify of a successful action or result.
NotifyFailure(x=y)	Notify of an error or failure.
Acknowledge	Acknowledge.
Goodbye	Goodbye.
Greeting	Greeting.
ThankYou	ThankYou.
RequestAlternatives	Ask for other options, alternatives, or any additional user goals.
Request(x=?)	Ask for specific information or action.

Table 5: Dialogue acts supported by our system, adapted from the universal dialogue acts proposed in Paul et al. (2019). “x=y” indicates the act can take on arbitrary key-value arguments, and “x=?” indicates the act takes on one or more unpaired arguments. We reduce the number of acts and lengths of descriptions relative to Paul et al. (2019) in order to fit within the LMs context length

Algorithm 1 Our algorithm for initial pseudo-labeling of unlabelled dialogues in \mathcal{D}_{train}

```

1: procedure INITIALOFFLINELABEL( $\mathcal{D}_{train}, \theta_{ret}, \theta$ )
2:    $\mathcal{P} \leftarrow \emptyset$  ▷ Initialize example pool
3:    $\mathcal{B} \leftarrow \square$  ▷ Store predictions by dialogue id and turn index
4:   for  $t = 0$  to  $\max_{d \in \mathcal{D}_{train}} |d|$  do ▷ Loop by increasing turn index
5:     for all  $(d_{id}, u_t, r_{t-1}, r_t)$  in  $\mathcal{D}_{train}$  do ▷  $d_{id}$  is dialogue ID
6:        $\hat{b}_{t-1} \leftarrow \mathcal{B}[d_{id}][t-1]$  or  $\emptyset$  ▷ Fetch  $\hat{b}_{t-1}$  if known
7:        $\hat{b}_t \leftarrow \text{OFFLINEDST}(\mathcal{P}, \theta_{ret}, \hat{b}_{t-1}, r_{t-1}, u_t)$ 
8:        $\hat{A}_t \leftarrow \text{OFFLINEACTTAG}(\mathcal{P}, \theta_{ret}, u_t, r_t)$ 
9:        $\mathcal{P} \leftarrow \mathcal{P} \cup \{(r_{t-1}, u_t, r_t, \hat{b}_t, \hat{A}_t)\}$  ▷ Add in-context example for future labeling
10:    end for
11:  end for
12: end procedure
13: procedure OFFLINEDST( $\mathcal{P}, \theta_{ret}, \hat{b}_{t-1}, r_{t-1}, u_t$ )
14:    $\mathcal{E}_k \leftarrow \theta_{ret}(\hat{b}_t \cdot r_{t-1} \cdot u_t, \mathcal{P})$  ▷ Retrieve up to  $k$  in-context examples
15:    $\mathcal{C} \leftarrow \Delta b_t \sim P(f_{\text{prompt}}(\mathcal{E}_k, \hat{b}_{t-1}, r_{t-1}, u_t))$  ▷ Sample w/ ‘direct’ prompt
16:    $\Delta \hat{b}_t \leftarrow \underset{\Delta b_t \in \mathcal{C}}{\text{argmax}} P(u_t | f_{\text{prompt}}(\mathcal{E}_k, \hat{b}_{t-1}, r_{t-1}, \Delta b_t))$  ▷ Re-rank w/ ‘channel’ prompt
17:   return  $\hat{b}_{t-1} + \Delta \hat{b}_t$ 
18: end procedure
19: procedure OFFLINEACTTAG( $\mathcal{P}, \theta_{ret}, u_t, r_t$ )
20:    $\mathcal{E}_k \leftarrow \theta_{ret}(u_t \cdot r_t, \mathcal{P})$  ▷ Retrieve up to  $k$  in-context examples
21:    $\mathcal{C} \leftarrow A_t \sim (P(f_{\text{prompt}}(\mathcal{E}_k, r_t)))$  ▷ Sample w/ ‘direct’ prompt
22:   return  $\underset{A_t \in \mathcal{C}}{\text{argmax}} P(\mathcal{E}_k, A_t, r_t)$  ▷ Re-rank w/ ‘channel’ prompt
23: end procedure

```

```

class DialogueAgent:
  <one method per intent in the schema with all informable slots>
  def book_taxi(self, leave_at: str = None, destination: str = None,
               departure: str = None, arrive_by: str = None) -> Intent:
    """
    book taxis to travel between places

    Parameters:
      leave_at: (str) leaving time of taxi
      destination: (str) destination of taxi
      departure: (str) departure location of taxi
      arrive_by: (str) arrival time of taxi
    """
    pass
  ...

if __name__ == '__main__':
  agent = DialogueAgent()

  # Provide the call matching the user's intent in this context
  <in-context exemplars from self-predictions may go here>

  response = agent.handle_turn(
    belief_state=BeliefState(attraction=dict(
      name='byard art',
      type="museum",
      area="south")),
    last_system_utterance="byard art is at 344 oxford " + \
      "street, anything else?",
    user_utterance="Yes, I need a taxi to king station",
    user_intent=[agent.book_taxi(destination='king station')])

(a) Our 'direct' DST prompt with italicized completion

```

```

<one Entity per service in schema, with informable + requestable slots>
class Taxi(Entity):
  """
  Parameters:
    leave_at: (str) leaving time of taxi
    destination: (str) destination of taxi
    departure: (str) departure location of taxi
    arrive_by: (str) arrival time of taxi
    type: (str) car type of the taxi
    phone: (str) phone number of the taxi
  """
  ...

< a class for each of the acts supported in our system>
class Inform(Act):
  """Provide information."""
  entity: Entity = None

class Request(Act):
  """Ask for specific information or action."""
  values: List[str] = None
  ...

if __name__ == '__main__':
  agent = DialogueAgent()

  # Provide the dialogue acts matching the observed system response
  <in-context exemplars from self-predictions may go here>

  response = agent.handle_turn(
    system_response="Ok, where will you be departing from?",
    system_acts=[Request(values=['departure'])])

(b) Our 'direct' act tagging prompt, with italicized completion

```

Figure 5: Abridged prompt and completion examples from our in-context learning approach to initial labelling for DST and DAT (Act Tagging), best viewed in color. Key-word arguments are used to include variables from the turn context and to prefix the completion

E Further results across EM Steps

Here we expand on our ablations in § 7, which evaluates our method with and without our proposed noisy-channel prompting across iterations of expectation-maximization (EM). In Fig. 6, we break down the performance gains we observed in our ‘Combined’ metric into Inform rate, Success rate, and BLEU, where $\text{Combined} = 0.5(\text{Inform} + \text{Success}) + \text{BLEU}$. ‘0’ iterations of EM indicates our zero-shot prompting system, without any in-context examples or EM. We find that EM substantially improves performance in all cases, and particularly for our noisy-channel prompting approach. We find the noisy channel prompting approach improves performance on all metrics, with the most substantial gains over the greedy baseline in Inform and Success rates. This suggests that within our algorithm, noisy-channel inference may be particularly important when inferring the system’s dialogue acts in order to reverse-engineer an accurate policy.

In Fig. 7, we analyze dialogue state tracking performance across iterations of EM using Joint Goal Accuracy (JGA). We find our noisy-channel prompting approach improves the accuracy of our dialogue state tracking predictions across iterations of EM when compared to a greedy, direct prompting approach.

F Contamination Search & Result Details

F.1 Procedure

We detail our method for finding instances of task contamination within the StarCoder pre-training set. We are particularly interested in *supervised pairs* (x, y) where y belongs to our schema of interest \mathcal{S} , for any of the dialogue sub-tasks used in our system. We devise a method for searching the complete pre-training corpus for contaminated (x, y) pairs, where x is an utterance we might observe from either the system or user, and y is the latent dialogue state change or dialogue act supporting \mathcal{S} . For each utterance x from either the system or user, we collect all documents from the pre-training corpus which contain the complete utterance. We use the elastic search index provided for the StarCoder pre-training data, which accounts for differences in capitalization, punctuation, and interrupting white-space.¹² Following this, we search matching documents for keywords from y (e.g. slot names and values) to determine which of these documents may plausibly contain a supervised label and warrant manual review. For dialogue states, these are the slot names and values, discarding extremely generic keywords like ‘name’. For act tags, these are the act names, slots, and values. We then consider a document to need manual

¹²<https://github.com/bigcode-project/search/blob/main/index.py>

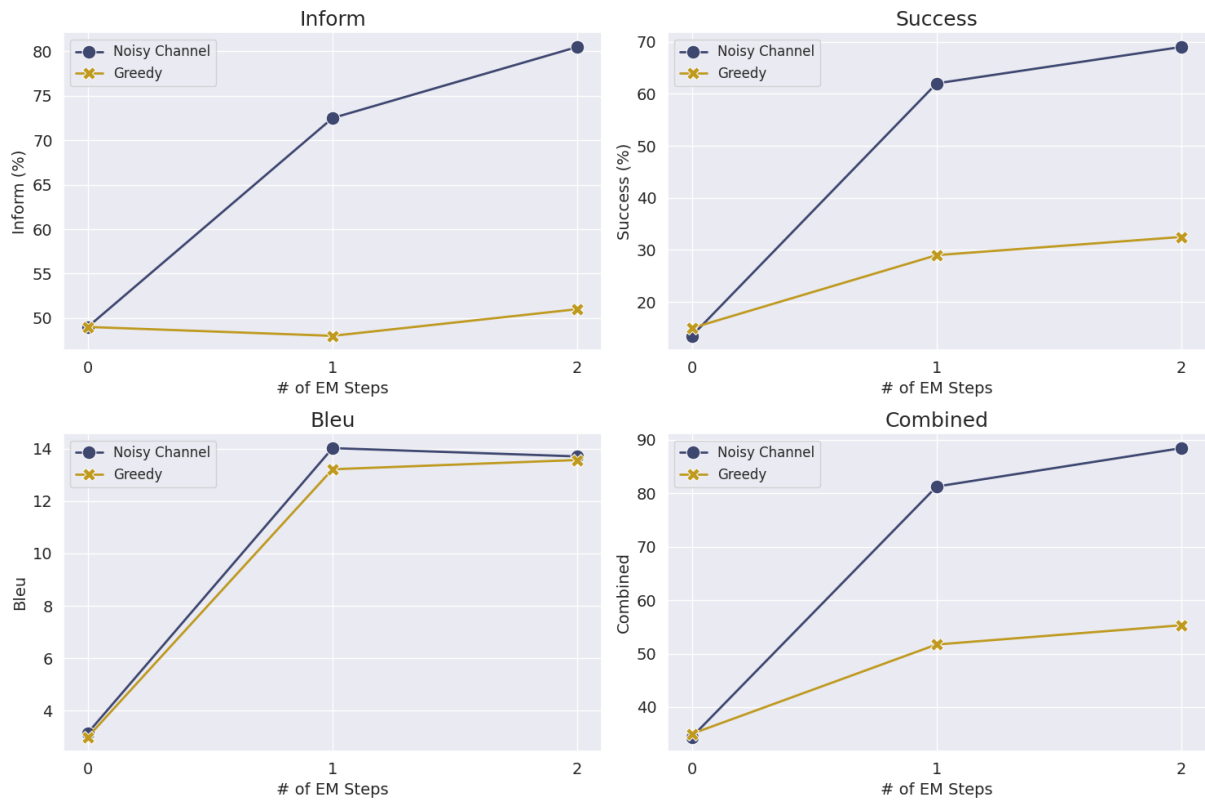


Figure 6: Breaking down Combined = $0.5(\text{Inform} + \text{Success}) + \text{BLEU}$ into components Inform Rate, Success Rate, and BLEU across iterations of EM between our proposed noisy-channel approach and a greedy ablation, which omits noisy-channel prompting at inference time and when labeling dialogue states & system acts in the expectation step. We find improvement across all components, and particularly our Inform and Success Rates

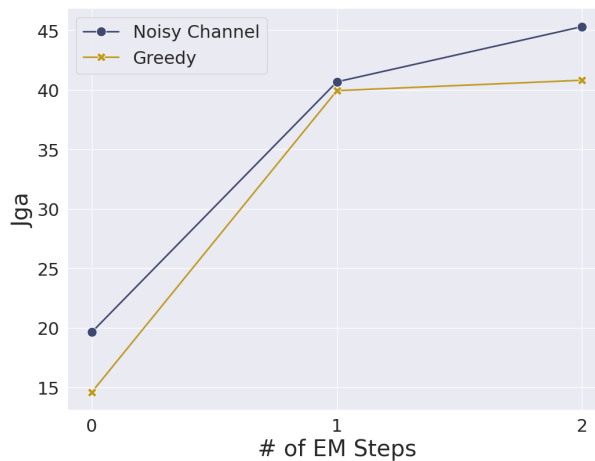


Figure 7: Joint Goal Accuracy (JGA) of our inferred API call(s)/Dialogue states across iterations of EM. We find improved dialogue state tracking performance when using our noisy-channel method at inference time and when labeling dialogue states offline in the expectation step for training, compared to a greedy direct prompting approach

review if 40% or more of the keywords are found in the 500 characters before or after a matching x in a document. Finally, we hand-check the remaining documents and extract contaminated (x, y) pairs.

F.2 Examples

[Table 6](#) contains examples of contamination discovered in our search process, and the type of document in which they were found. Notably, none of the examples found closely match our output formatting.

Contaminated Input	Contaminated Output	Sub-Task	Source
I need a restaurant to dine at in Cambridge on my upcoming trip . I need info about chiquito restaurant bar restaurant .	restaurant-inform<<name===chiquito restaurant bar	DST	Jupyter Notebook
i would like to book a 5 star , or closest to it , in the east part of town please .	"<SOB> hotel area = east, stars = 5, type = hotel <EOB> <SOB> hotel area = east, stars = 5 restaurant area = east <EOB>"	DST	Python
[Syst] the train id is tr8292 and the price is 16.50 pounds.	[SYS_DA] train-inform-leave-tr8292 [SYS_DA] train-inform-ticket-16.50 pounds	Act Tagging	Github Issue

Table 6: Example inputs and outputs in contaminated documents from each task, discovered in the StarCoder pre-training corpus. We include the source type of each document