

Enhancing Textual Personality Detection toward Social Media: Integrating Long-term and Short-term Perspectives

Haohao Zhu^a, Xiaokun Zhang^a, Junyu Lu^a, Youlin Wu^a, Zewen Bai^a, Changrong Min^a, Liang Yang^a, Bo Xu^a, Dongyu Zhang^b, Hongfei Lin^{a,*}

^aSchool of Computer Science and Technology, Dalian University of Technology, Dalian, 116024, China

^bSchool of Foreign Languages, Dalian University of Technology, Dalian, 116024, China

Abstract

Textual personality detection aims to identify personality characteristics by analyzing user-generated content toward social media platforms. Numerous psychological literature highlighted that personality encompasses both long-term stable traits and short-term dynamic states. However, existing studies often concentrate only on either long-term or short-term personality representations, without effectively combining both aspects. This limitation hinders a comprehensive understanding of individuals' personalities, as both stable traits and dynamic states are vital. To bridge this gap, we propose a **Dual Enhanced Network (DEN)** to jointly model users' long-term and short-term personality for textual personality detection. In DEN, a Long-term Personality Encoding is devised to effectively model long-term stable personality traits. Short-term Personality Encoding is presented to capture short-term dynamic personality states. The Bi-directional Interaction component facilitates the integration of both personality aspects, allowing for a comprehensive representation of the user's personality. Experimental results on two personality detection datasets demonstrate the effectiveness of the DEN model and the benefits of considering both the dynamic and stable nature of personality characteristics for textual personality detection.

Keywords: personality detection, personality development, long-term stable traits, short-term dynamic states

1. Introduction

Textual personality detection on social media aims to identify an individual's personality characteristics as implied in the text they created [32]. By analyzing a user's personality characteristics, we can gain a deeper understanding of their preferences [9], behavior patterns [25], and decision-making processes [10]. As a result, personality detection has been widely applied in various downstream tasks, such as personalized advertising and recommendation systems [6], dialogue systems [31], and individual career planning [14].

Traditionally, personality assessment relies on questionnaires designed by psychologists, which can be time-consuming and labor-intensive, and impractical for the online world. The rise of social media has created vast opportunities for automated textual personality detection, attracting a growing number of researchers in the field [8]. Textual personality detection, although resembling a multi-label classification task, poses unique challenges. For example, the input comprises multiple posts rather than a single text [32]. Each post can reflect the user's current short-term personality state, while the collection of all posts can capture the user's long-term trait. To address these challenges, numerous studies have been conducted, broadly categorized into two main types.

On the one hand, some methods utilize a flat structure and

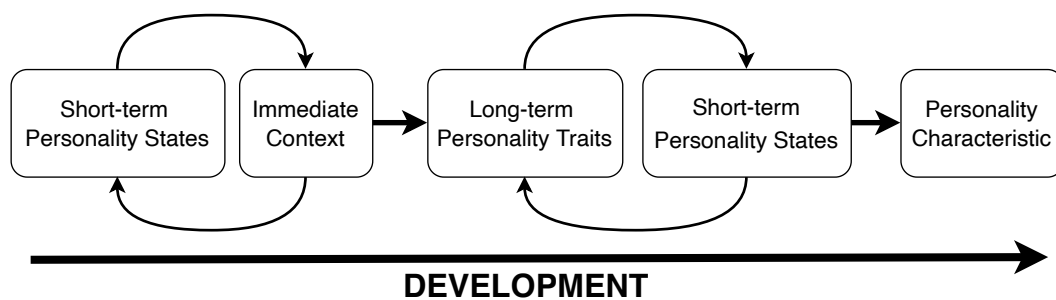


Figure 1: Personality encompasses long-term, relatively stable internal traits while also undergoing dynamic changes and development influenced by various short-term states within the immediate context.

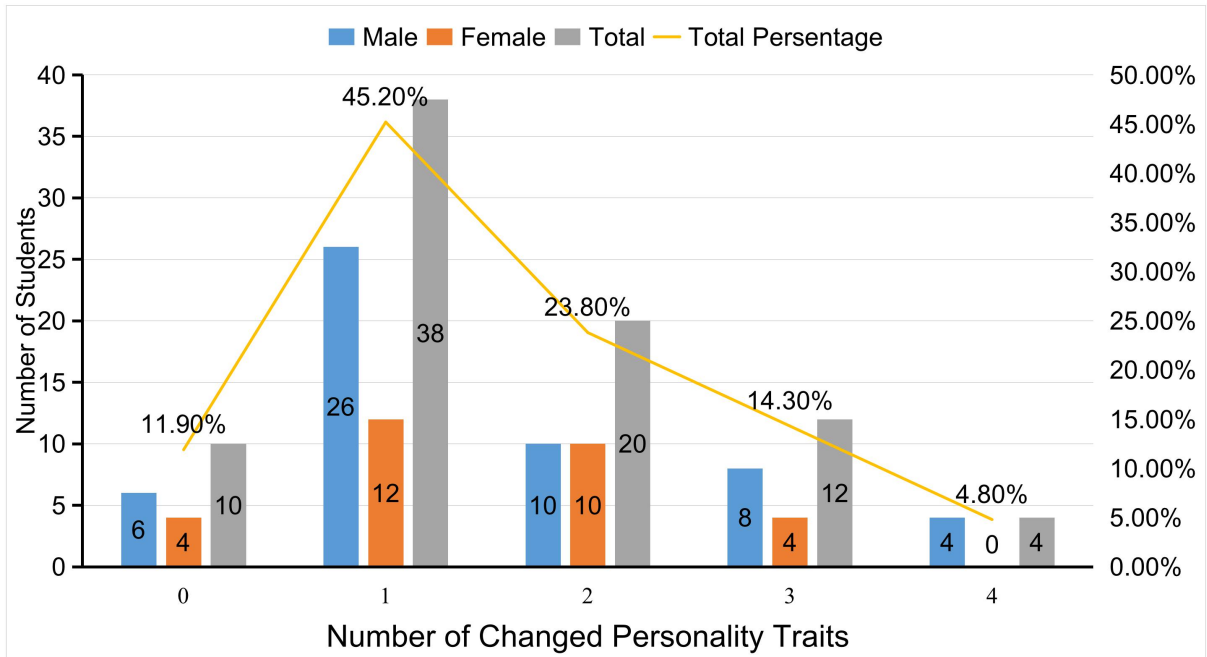


Figure 2: Distribution of changes in MBTI personality characteristics among 84 college students throughout their college years. The bar chart in the figure compares the number of personality changes among different gender groups, while the line graph illustrates the trend of the percentage of different personality change counts.

focus on modeling the overall long-term representation of users to capture their stable personality traits for personality detection. This can be accomplished by utilizing various linguistic or statistical features [23, 35] or concatenating the user’s post representations into a single representation [11] to capture the long-term representation. On the other hand, another line of research, employing a hierarchical structure, involves first modeling the current short-term representation of users’ states using their individual posts. Subsequently, these representations are aggregated to obtain an overall user representation for personality detection [18, 30, 32].

However, the aforementioned two types of approaches may be insufficient in effectively combining the user’s current short-term states representation with their relatively stable long-term traits representation. Indeed, numerous psychological studies have highlighted that a user’s personality encompasses their long-term relatively stable internal traits, while also undergoing dynamic changes and development influenced by various short-term states that within the immediate context [3, 28, 5, 1, 17, 8], as illustrated in Figure 1.

Specifically, [17] conducted a study on 84 college students, who are the primary users of social media, to investigate the change of personality types focusing on the Myers-Briggs Type Indicator (MBTI) [22]. The MBTI categorizes personality types into four traits: extraversion/introversion, sensing/intuition, thinking/feeling, and judging/perceiving. From their results depicted in Figure 2, we can find that on the one hand, only 4.8% of students experienced a complete change in their personality indicating that personality is relatively stable. Additionally, more than half of the students who underwent personality changes only changed one personality trait, further supporting

the notion of stability in personality. On the other hand, we also found that a large majority of the students (88.1%) experienced changes in at least one indicator of personality. This highlights the dynamic nature of personality and suggests that while certain traits may remain relatively stable, other aspects of an individual’s personality can undergo significant changes over time.

The above findings emphasize the complexity of personality development, with a combination of stability and change occurring simultaneously. It underscores the importance of considering both the stable long-term traits and the dynamic short-term states when studying and predicting personality. Unfortunately, it is non-trivial to capture both the long-term and short-term perspectives of user personality due to the following obstacles: (1) How to model the stable, long-term personality traits of users? (2) How to model the dynamic changes in users’ short-term personality states? (3) How to dynamically interact between these two personality representations to obtain a relatively stable user personality for personality detection?

To address the three key challenges, we propose the **Dual Enhanced Network (DEN)** for personality detection that captures both long-term and short-term personality representations, dynamically integrating them for effective personality detection. Specifically, DEN, introduces three novel modules that jointly model users’ long-term and short-term personality characteristics and dynamically interact between them: (1) *Long-term Personality Encoding* module utilizes a graph neural network (GNN) based on the psychological graph constructed using LIWC (Linguistic Inquiry and Word Count) [23] to extract users’ long-term personality traits. By employing the GNN on the user psychological graph, it effectively analyzes the usage

patterns of psychological entities and learns the long-term personality representations of users, providing valuable insights into their enduring characteristics; (2) *Short-term Personality Encoding* module utilizes a pretrained language model that employs the multi-head self-attention mechanism and excels in contextualizing text and to dynamically capture users’ short-term personality changes, enabling effective modeling of short-term states; and (3) *Bi-directional Interaction* module dynamically constructs a novel bipartite graph that facilitates interaction between long-term and short-term representations, enhancing both representations. By integrating these enhanced representations, the model can make more accurate predictions of personality characteristics. Extensive experiments demonstrate the effectiveness of DEN in the personality detection task. The key contributions of this paper can be summarized as follows:

1. This research is the first to delve into the impact of both the dynamic and stable nature of personality characteristics on the process of personality detection, providing a novel perspective on this task.
2. We introduce DEN, a novel approach that can simultaneously capture both the long-term and short-term personality representations, and effectively integrate them for personality detection.
3. We conduct extensive experiments on two benchmark datasets, demonstrating the promising performance of our DEN and providing insights into the effects of each key module.

2. Related Work

The advent of the internet and social media platforms has led to a wealth of user-generated text data, prompting researchers to explore methods for extracting user information from these textual sources [8]. Textual personality detection has emerged as an important problem in this context, and it has garnered growing interest among researchers [29, 18, 32].

According to the distinction between long-term and short-term personality characteristics, research on textual personality detection can be categorized into two main types.

One type of research in textual personality detection utilizes a flat structure, focusing on modeling the overall long-term representation of users, which reflects their stable personality traits. Various approaches have been proposed in this category. For instance, studies such as [23, 19, 26, 21] employ various linguistic features extracted from the entirety of users’ posts to capture their language habits and represent their long-term traits. Similarly, [35, 4] utilize statistical features to model users’ overall language patterns and represent their long-term traits. Some approaches, like [11] concatenate users’ entire texts, while others, like [30] concatenate representations from different texts to learn the overall user representation. These methods primarily focus on capturing the consistent personality traits that persist over an extended period. However, they may not fully capture the dynamic changes and fluctuations in a user’s personality that can occur in short-term states.

On the other hand, the second category of methods adopts a hierarchical strategy, focusing on learning the current short-term representation of users’ short-term states using their current posts. These short-term representations are then aggregated to form an overall user representation for personality detection. For example, [18] employed a hierarchical attention network [34] and [20] employed hierarchical convolutional neural network (CNN) to generate personality representations from posts for personality detection. [33, 32] utilized graph neural networks to aggregate text representations. These approaches capture short-term variations in personality by modeling dependencies within each post and aggregating representations across multiple posts to create an overall user representation. However, while effective in capturing short-term variations and dependencies within each post, they may overlook the enduring traits that remain consistent over an extended period, thus not fully capturing the long-term stable aspects of personality.

Indeed, the aforementioned methods have significantly improved the effectiveness of automatic personality detection from various perspectives. However, they all encounter challenges in simultaneously modeling both the long-term and short-term aspects of personality and effectively integrating them for personality detection.

3. Methodology

3.1. Problem Definition

Textual personality detection task can be defined as a multi-document, multi-label classification task [18, 32]. Formally, we are given a set of user-generated posts denoted as $P = \{p_1, p_2, \dots, p_N\}$, where each $p_i = \{t_{1i}, t_{2i}, \dots, t_{Li}\}$ represents the i -th post consisting of L tokens. The objective is to predict personality characteristics represented as $Y = \{y_1, y_2, \dots, y_T\}$, where each $y_i \in \{0, 1\}$, and T is the number of personality characteristics. For example, in the MBTI taxonomy, there are four personality characteristics represented by $T = 4$, while in the Big-Five taxonomy, there are five personality characteristics represented by $T = 5$. In this paper, we use the MBTI datasets for validation, hence $T = 4$. In addition, to learn users’ long-term personality representations, we incorporate the external LIWC Psychological Knowledge Base [23], which contains various psychological entities and their corresponding categories, as part of the input.

3.2. Overview of DEN

The overall architecture of the proposed DEN model is depicted in Figure 3. It consists of three layers: Input Layer, Dual Personality Encoding Layer and Aggregation Layer. Specifically, the Dual Personality Encoding Layer comprises three key modules: Long-term Personality Encoding, Short-term Personality Encoding, and Bi-directional Interaction. The Input Layer is in charge of preprocessing the data to create input for the subsequent Dual Personality Encoding Layer. The Dual Personality Encoding Layer is designed to model long-term stable personality traits, capture users’ short-term personality states,

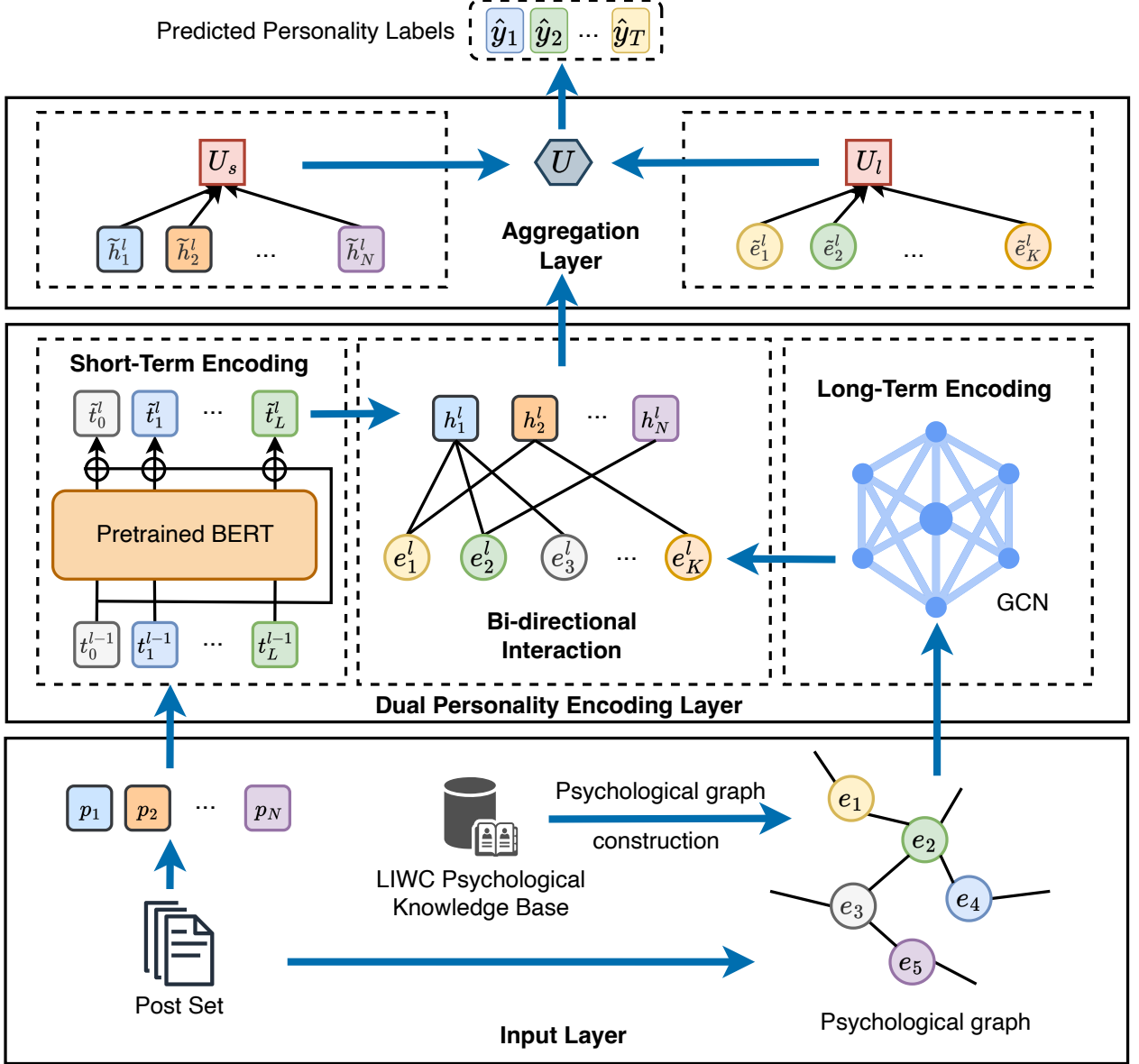


Figure 3: The architecture of the proposed DEN model, which consists of three layers: Input Layer, Dual Personality Encoding Layer and Aggregation Layer. The Dual Personality Encoding Layer comprises three key modules: Long-term Personality Encoding, Short-term Personality Encoding, and Bi-directional Interaction.

and facilitate dynamic interactions between these two aspects. Finally, the Aggregation Layer aggregates the representations of both long-term and short-term traits to generate the ultimate user representation for the final personality characteristics classification. Next, we will provide a detailed explanation of each component of DEN.

3.3. Input Layer

The Input Layer is responsible for acquiring the inputs for the Dual Personality Encoding Layer from user-generated posts $P = \{p_1, p_2, \dots, p_N\}$ and an external LIWC Psychological Knowledge Base [23]. Specifically, we need to prepare input for the Long-Term User Encoding module, which requires a psychological graph, denoted as $\mathcal{G}(M, A)$. This graph comprises an entity node feature matrix $M \in \mathbb{R}^{K \times d_g}$ representing entity

embeddings, and an adjacency matrix $A \in \mathbb{R}^{K \times K}$ that captures the relationships between entity nodes. Here, K represents the number of entities, and d_g denotes the feature dimension.

To construct the psychological graph $\mathcal{G}(M, A)$, on the one hand, we need to obtain the feature of psychological entities for each user. These psychological entities, denoted as $E_u = \{w_1, w_2, \dots, w_K\}$, are defined as keywords mentioned by the user, and are automatically extracted from the user posts collections through the python tool provided by LIWC (Linguistic Inquiry and Word Count)¹. Then, we employ GloVe [24] to convert these entities into node features. We also experimented with using pretrained language model like BERT [13] for feature extraction, but there was no improvement in

¹<https://github.com/chbrown/liwc-python>

performance, and in fact, there was a noticeable decline in performance. We speculate that this is because there is no need to utilize the context to get the entity node features, which is the advantage of BERT. Formally, the feature vector for each entity node is acquired using GloVe word embeddings, as shown in Equation (1):

$$\tilde{e}_i = \text{GloVe}(w_i) \in \mathbb{R}^{1 \times d_g}, \quad (1)$$

where w_i represents the i -th entity node of the user, $\text{GloVe}(\cdot)$ denotes GloVe word vector representation. Finally, we obtain the node feature matrix $M = \{e_1, e_2, \dots, e_K\}$.

On the other hand, we need to establish edges between the acquired entity nodes based on the external LIWC Psychological Knowledge Base. Specifically, when two entities share the same LIWC category, we create an edge between them. This process results in an adjacency matrix $A \in \mathbb{R}^{K \times K}$, where $A_{ij} = 1$ signifies an edge between node i and j , and $A_{ij} = 0$ indicates no connection. This process can be formulated as shown in Equation (2):

$$A_{ij} = \begin{cases} 1, & C(e_i) \cap C(e_j) \neq \emptyset, \\ 0, & \text{otherwise.} \end{cases} \quad (2)$$

where $C(\cdot)$ represents the function that retrieves the set of LIWC categories for a psychological entity.

3.4. Dual Personality Encoding Layer

Dual Personality Encoding Layer is the core of DEN, which enables us to learn the long-term stable user personality trait representations by analyzing the usage patterns of psychological entities based on the psychological graph. Simultaneously, it obtains the current short-term user personality state representations from the user’s various posts. This layer allows for a comprehensive understanding of the user’s personality by considering both the enduring traits and the transient states expressed in their posts.

Dual Personality Encoding Layer consists of three core sub-modules: Long-term Personality Encoding, Short-term Personality Encoding, and Bi-directional Interaction. In the following sections, we will provide detailed explanations of these three key components.

3.4.1. Long-term Personality Encoding

In this module, we utilize patterns of users’ usage of psychological entities based on the psychological graph to model their long-term personality trait representation. Specifically, we leverage the Graph Convolutional Neural Network (GCN) [16] to propagate the entity information within the psychological graph $\mathcal{G}(M, A)$ to capture users’ usage patterns of psychological entities.

Formally, in the multiple layers of GCN, each layer utilizes the output M^{l-1} from the previous layer as input to learn the current layer representation M^l . The learning formula for each layer of GCN is given by Equation (3):

$$\begin{aligned} M^l &= \sigma(\hat{A}M^{l-1}W^l), \\ \hat{A} &= D^{-\frac{1}{2}}AD^{-\frac{1}{2}}, \end{aligned} \quad (3)$$

where $\sigma(\cdot)$ represents the LeakyReLU activation function, and $W^l \in \mathbb{R}^{d \times d}$ is the learnable transformation matrix. D is the degree matrix with $D_{ij} = \sum_j A_{ij}$, and \hat{A} is the normalized adjacency matrix.

Depending on the number of convolution layers used, GCN can aggregate information about direct neighboring nodes (using one convolution layer) or up to K -hop neighbor nodes (if K layers are stacked). For more detailed information about GCN, please refer to [16].

In this work, we utilize two layers of GCN, the first layer takes the initialized entity representations $M \in \mathbb{R}^{K \times d_g}$ as input, and the final layer outputs $M^l = \{e_1^l, e_2^l, \dots, e_K^l\}$. Through this process, the GCN effectively captures users’ usage patterns of psychological entities, resulting in enriched and informative long-term personality representations $M^l \in \mathbb{R}^{K \times d}$.

3.4.2. Short-term Personality Encoding

In the Short-term Personality Encoding module, the user’s short-term personality states is represented by each of the user’s post semantic representations. To obtain the contextual representation of each post, we utilize the pre-trained language model BERT [13] to acquire the contextual representation of each post p_i . The contextual representation of each post, denoted as p_i , is acquired as follows:

$$h_i = \text{BERT}(p_i) \in \mathbb{R}^{L \times d}, \quad (4)$$

where p_i represents the i -th post of the user, $\text{BERT}(\cdot)$ refers to the pre-trained BERT’s hidden state of the “[CLS]” token in each post text, and d denotes the hidden dimension of BERT. The “[CLS]” token in BERT is added as the first token of each post and is used to capture the overall content and context of the entire input text.

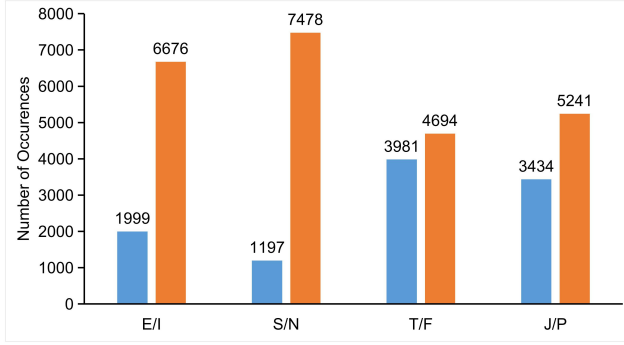
Consequently, we gather the representations of the “[CLS]” token, denoted as $h_i^l = t_{0i}^l \in \mathbb{R}^{1 \times d}$, from each post as the final short-term representations $H^l = \{h_0^l, h_1^l, \dots, h_N^l\} \in \mathbb{R}^{N \times d}$. This way, Short-term Personality Encoding effectively captures the user’s informative post representations, leading to enriched and informative short-term state representations.

3.4.3. Bidirectional Interaction

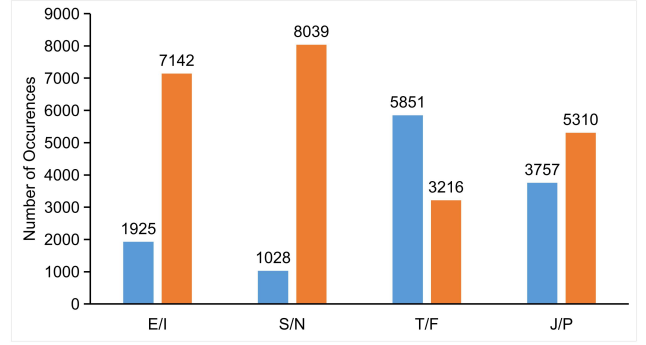
To capture dynamic development while learning a relatively stable personality, we enhance the interaction between two personality representations, allowing them to mutually improve each other. This is achieved through the introduction of a bi-directional interaction module.

Specifically, we first establish a bipartite graph, denoted as $\tilde{\mathcal{G}}(\tilde{M}, \tilde{A})$. The node matrix $\tilde{M} \in \mathbb{R}^{(K+N) \times d}$ is the concatenation of long-term personality representations M^l and short-term representations H^l . The adjacency matrix \tilde{A} represents the relationship between user posts and entities, with \tilde{A}_{ij} equaling 1 if entity e_i appears in post p_j , and 0 otherwise.

Based on the bipartite $\tilde{\mathcal{G}}(\tilde{M}, \tilde{A})$, we utilize another GCN to refine the representation of the user’s long-term and short-term aspects, which is formalized as follows:



(a) Statistical characteristics of kaggle dataset.



(b) Statistical characteristics of pandora dataset.

Figure 4: Statistical charts for personality types in Kaggle and Pandora datasets.

$$\begin{aligned}\tilde{M}^l &= \sigma(\hat{A}\tilde{M}^{l-1}W^l), \\ \hat{A} &= D^{-\frac{1}{2}}\tilde{A}D^{-\frac{1}{2}},\end{aligned}\quad (5)$$

Finally, we can obtain the new long-term personality representations $\tilde{M}^l = \{\tilde{e}_1^l, \tilde{e}_2^l, \dots, \tilde{e}_k^l\}$ and new short-term personality representations $\tilde{H}^l = \{\tilde{h}_1^l, \tilde{h}_2^l, \dots, \tilde{h}_N^l\}$. This bi-directional interaction enhances the interaction between them and enables us to effectively capture dynamic development while learning a relatively stable personality.

3.5. Aggregation Layer

In Aggregation Layer, we will generate the final user representation by aggregating the long-term trait representations and short-term state representations extracted by the Dual Personality Encoding Layer. Finally, we will predict the personality characteristics based on the acquired user representation.

Since each user has multiple posts and entities, we need to aggregate the long-term and short-term representations to obtain a single user vector for personality detection. To achieve this, we first adopt a simple yet effective approach of average pooling, similar to [12, 11], to refine the long-term and short-term representations into two low-dimensional sparse user vectors, $U_l \in \mathbb{R}^{1 \times d}$ and $U_s \in \mathbb{R}^{1 \times d}$:

$$\begin{aligned}U_l &= \frac{1}{N} \sum_i \tilde{e}_i^l \\ U_s &= \frac{1}{K} \sum_i \tilde{h}_i^l.\end{aligned}\quad (6)$$

Next, we apply a gated fusion mechanism to control the effects of the long-term trait representation and short-term state representation on the final personality prediction. This gated fusion mechanism allows us to flexibly learn from both representations and make the final personality prediction:

$$\begin{aligned}U &= \alpha U_l + (1 - \alpha) U_s, \\ \alpha &= \sigma([U_l; U_s]W + b),\end{aligned}\quad (7)$$

where $W \in \mathbb{R}^{2d \times 1}$ is a trainable weight matrix and $b \in \mathbb{R}$ is a bias term. Based on the final user representation U , we employ a linear transformation followed by a softmax function to predict each personality characteristics:

$$\hat{y} = \text{softmax}(UW_u + b_u), \quad (8)$$

where $W_u \in \mathbb{R}^{d \times 2}$ and $b_u \in \mathbb{R}^2$ are both trainable parameters.

3.6. Objective Function

During training, the model aims to optimize its parameters by minimizing the binary cross-entropy loss, which measures the difference between the predicted probability distribution and the actual personality labels for all T personality characteristics. The loss function is defined as:

$$\mathcal{L} = - \sum_{t=1}^T y_t \log(\hat{y}_t) + (1 - y_t) \log(1 - \hat{y}_t), \quad (9)$$

where $y_t \in \{0, 1\}$ represents the ground truth personality characteristic label, and $\hat{y}_t \in \{0, 1\}$ is the predicted logit for the t -th personality characteristic. The binary cross-entropy loss function is particularly well-suited for binary classification tasks like personality characteristic prediction. It enables the model to consider both the long-term stable personality of users and their dynamic changes over time, thereby improving the accuracy of personality detection based on user-generated content.

4. Experiments

4.1. Datasets

In the field of personality detection, the two most popular personality models are the Big Five [7] and MBTI (Myers-Briggs Type Indicator) [22]. Due to our psychological theoretical analysis being based on the MBTI personality model, and the ease of obtaining MBTI labels making it more applicable for developing a personality detection model toward social media [2], we have chosen to utilize two widely used MBTI personality detection datasets for our research. The MBTI personality model classifies personality types into four characteristics include *Extroversion vs. Introversion* (E/I), *Sensing vs. Intuition*

(S/N), *Thinking vs. Feeling* (T/F), and *Judging vs. Perception* (J/P).

We utilized the publicly available Kaggle MBTI and Pandora MBTI datasets for our evaluations. The Kaggle dataset² consists of 8675 users, each contributing approximately 45-50 posts. The Pandora dataset³ contains dozens to hundreds of posts for each of the 9067 users. Detailed statistics of the Kaggle and Pandora datasets are presented in 4.

From Figure 4, it is evident that both datasets exhibit varying degrees of distribution imbalance across different personality dimensions. Therefore, to evaluate the performance on each personality characteristic, we employed the Macro-F1 metric. And the average Macro-F1 of all the personality characteristics was used to assess the overall performance.

We shuffled the datasets and divided them into a 6:2:2 split for training, validation, and testing, respectively. Consistent with prior studies [11, 32], we removed all words matching any personality label to prevent information leaks.

4.2. Baseline Methods

We compare DEN with the following state-of-the-art models in the personality recognition task.

SVM [4] and XGBoost [26]: SVM or XGBoost is employed to classify personality characteristics based on the TF-IDF features extracted from the document, which is created by concatenating user-generated posts.

BiLSTM [27]: This model encodes each post using a BiLSTM model with GloVe word embeddings and obtains the user representation by averaging the post representations.

AttRCNN [29]: This model utilizes a CNN-based aggregator to obtain the user representation while incorporating psycholinguistic knowledge by concatenating Linguistic Inquiry and Word Count (LIWC) features.

BERT [12]: In this model, fine-tuned BERT is employed to encode each post, and the user representation is derived by mean pooling over the post representations.

SN + Attn [18]: This model utilizes a hierarchical attention network, employing a GRU with word-level attention to encode each post and another GRU with post-level attention to generate the user representation.

Trans-MD [30]: This model sequentially encodes the posts using BERT and stores them in memory, enabling posts to access the information of former ones.

TrigNet [33]: This model constructs a tripartite graph with three types of nodes: post, word, and category, and aggregates post information using a graph neural network.

D-DGCN [32]: D-DGCN is a dynamic graph neural network that learns correlations within user posts and aggregates them based on the learned graph structure.

Notably, D-DGCN employed a domain-adaptive pretrained BERT as its backbone. To ensure equitable experimental comparison, we adopt D-GCN as a baseline with the original pretrained BERT.

4.3. Implementation Details

The implementation of all models was carried out using the PyTorch framework and trained on GeForce RTX 3080 GPUs. During our experiments, we utilized pre-trained BERT models from Hugging Face⁴. Specifically, we employed the BERT-BASE model, which consists of 12 network layers, a hidden layer dimension of 768 ($d = 768$), and 12 attention heads.

To ensure consistency with prior research [32], we established specific parameters for the Kaggle and Pandora datasets, limiting the maximum number of posts to 50 for Kaggle ($N = 50$) and 100 for Pandora ($N = 100$), with a standardized maximum post length of 70 ($L = 70$) characters.

For training, we employed the Adam optimizer [15] with a learning rate of $2e-5$ for the pretrained BERT in the Short-term Personality Encoding layer and $2e-3$ for the other components of the models. Mini-batch size was set to 32. The training process continued for a maximum of 10 epochs, and the model exhibiting the best performance on the validation set was chosen for testing. To maintain result consistency and minimize experimental variations, we set all random seeds used in the experiments to 1.

5. Overall Results

The overall results for DEN and the baseline models are presented in Table 1. These results demonstrate that our proposed DEN outperforms other models, achieving the highest average F1 score in both the Kaggle and Pandora datasets. Particularly noteworthy is the relative improvement of 2% in the Pandora dataset when compared to the previous state-of-the-art models. This underscores the effectiveness of our DEN in personality detection.

This success can be attributed to several key factors. First, the long-term Personality Encoding effectively models users' long-term personality representations by analyzing patterns in their usage of psychological entities. Second, the short-term Personality Encoding efficiently captures users' short-term representations by modeling the contextual information of each user's posts. Most importantly, the bi-directional interaction module enhances the interaction between long-term and short-term personality representations, enabling them to mutually improve each other. Through these processes, DEN can simultaneously consider both the long-term stable personality of users and their dynamic changes over time, which ultimately enhances its performance in personality detection.

It's worth noting that while Trans-MD [30] and TrigNet [33] were not explicitly designed to consider personality development as a psychological characteristic, their designs inadvertently incorporated this aspect into their frameworks, and as a result, they performed exceptionally well in personality detection. Trans-MD is designed to access all users' posts simultaneously when encoding the current document. This design unintentionally involves the long-term information into the short-term encoding process. The TrigNet model, with its tripartite

²<https://www.kaggle.com/datasets/datasnaek/mbti-type>

³<https://psy.takelab.fer.hr/datasets/all/>

⁴<https://huggingface.co>

Approch	Kaggle					Pandora				
	E/I	S/N	T/F	J/P	Average	E/I	S/N	T/F	J/P	Average
SVM	53.34	47.75	76.72	63.03	60.21	44.74	46.92	64.62	56.32	53.15
XGBoost	56.67	52.85	75.42	65.94	62.72	45.99	48.93	63.51	55.55	53.50
BiLSTM	57.82	57.87	69.97	57.01	60.67	48.01	52.01	63.48	56.12	54.91
AttRCNN	59.74	64.08	78.77	66.44	67.25	48.55	56.19	64.39	57.26	56.60
BERT	65.02	59.56	78.45	65.54	67.14	56.60	48.71	64.70	56.07	56.52
SN + Attn	62.34	57.08	69.26	63.09	62.94	54.60	49.19	61.82	53.64	54.81
Trans-MD	66.08	69.10	79.19	67.50	70.47	55.26	58.77	<u>69.26</u>	60.90	<u>61.05</u>
TrigNet	<u>69.54</u>	<u>67.17</u>	79.06	<u>67.69</u>	<u>70.86</u>	56.69	55.57	66.38	57.27	58.98
D-DGCN	67.37	64.47	<u>80.51</u>	66.10	69.61	<u>58.28</u>	55.88	68.50	57.72	60.10
DEN(Ours)	69.95	66.39	80.65	69.02	71.50	60.86	<u>57.74</u>	71.64	<u>59.17</u>	62.35

Table 1: Overall Macro-F1 (%) results of DEN and baseline Models on the Kaggle dataset and Pandora dataset, where the best results are shown in bold, and the second best are underlined.

graph structure, takes into account user posts and dynamically updates user representations using psychological entities and categories as intermediaries. Indeed, their inadvertent incorporation of this aspect into their designs turned out to be one of the key factors contributing to their outstanding performance in personality detection. This further supports our argument that simultaneously considering both users’ long-term stable personality and their dynamic changes over time can improve personality detection results.

6. Detailed Analysis

The overall results presented above have demonstrated the effectiveness of our DEN model as a whole. To gain deeper insights and understand the impact of each key module in DEN, we conducted a series of experiment on various variants of DEN, and the general results are shown in Table 2. It can be observed that removing any part of the model leads to a performance decrease in DEN. The detailed findings and analysis will be discussed in the following sections.

Approach	E/I	S/N	T/F	J/P	Average
DEN _{short}	43.56	46.15	67.56	57.89	53.79
DEN _{long}	65.02	59.56	78.45	65.54	67.14
DEN _{gcn}	67.42	63.76	78.70	<u>66.52</u>	69.10
DEN _{inter}	<u>68.06</u>	64.39	78.66	66.12	69.31
DEN _{lwc}	67.68	66.48	<u>78.85</u>	66.47	<u>69.87</u>
DEN(Ours)	69.95	<u>66.39</u>	80.65	69.02	71.50

Table 2: Results of various variants of DEN model in Macro-F1(%) on the test set of Kaggle dataset, where “-” denotes the removal of a component.

6.1. Effect of Long-term Personality Encoding

In the variant of DEN, denoted as DEN_{long}, we removed the entire Long-term Personality Encoding layer, resulting in a 4.36% decrease in performance. This indicates the crucial importance of considering long-term information in personality detection. In the variant DEN_{gcn}, we removed the graph convolutional neural network module in the Long-term Personality Encoding layer, which led to a 2.4% decrease in performance. This emphasizes the significance of modeling long-term user information for personality detection. These provide evidence that our DEN effectively utilizes graph convolutional neural networks to analyze patterns in users’ usage of psychological entities, allowing it to efficiently acquire users’ long-term personality representations and improve personality detection performance.

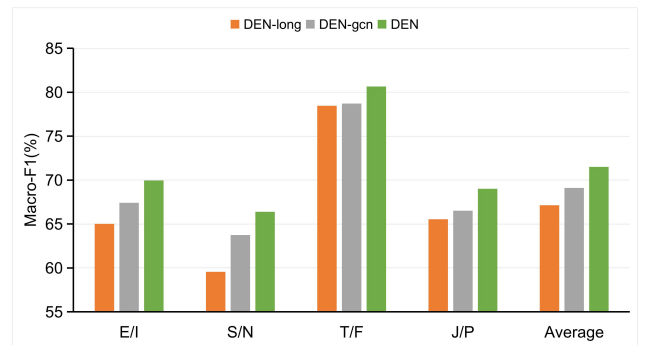


Figure 5: Effect of Long-term Personality Encoding

6.2. Effect of Short-term Personality Encoding

When the short-term Personality Encoding module is removed, denoted as DEN_{short}, the performance drops dramatically, almost to an unusable level. This is because, without the

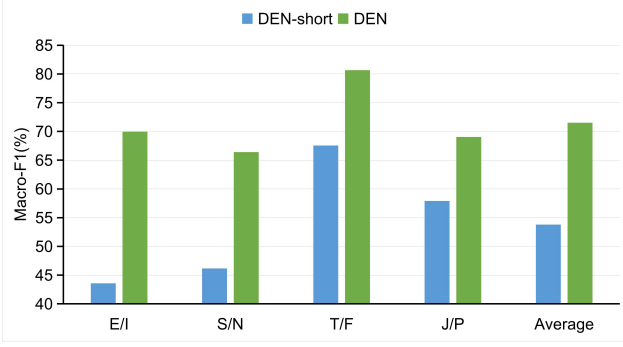


Figure 6: Effect of Short-term Personality Encoding

short-term Personality Encoding module, the model only considers users' habits in using psychological entities, leading to a significant loss of semantic information. While these habits provide some level of user modeling, the absence of semantic information makes it difficult to predict user personalities. Furthermore, the model is hindered by a scarcity of parameters at this point, which poses challenges in accurately fitting the data. Therefore, similar to previous work, DEN utilizes pre-trained language models and the user's textual context information to model the user's short-term representations, enriching user information and thus enhancing personality detection performance.

6.3. Effect of Bi-direction Interaction

When the Bi-directional Interaction module is removed in $DEN_{interaction}$, the long-term trait representations and short-term state representations are directly aggregated for personality prediction. This also results in a noticeable decrease in performance, but it still outperforms DEN_{long} and DEN_{short} .

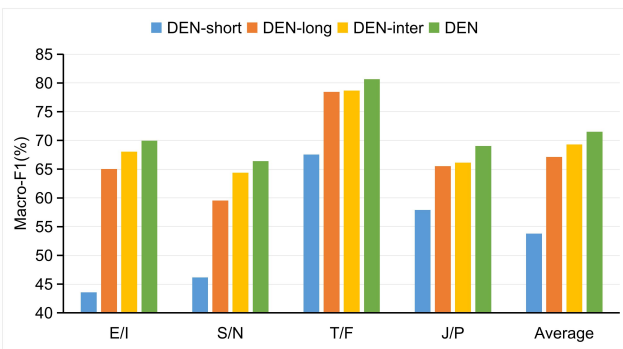


Figure 7: Effect of Bi-direction Interaction

This is because both long-term and short-term personality representations already contain rich user information, but they cannot dynamically interact with each other to enhance their individual qualities. While this interaction can be indirectly achieved through subsequent updates of neural network parameters, DEN explicitly implements this functionality, leading to a performance improvement to some extent.

6.4. Effect of External Knowledge Base

To explore the effect of the External Knowledge Base on DEN, we configured the input of the GCN in the long-term Personality Encoding to be a fully connected graph, meaning that every pair of entities has an edge connecting them. This variant is denoted as DEN_{liwc} . Without the guidance of external psychological knowledge, the DEN_{liwc} model exhibits a noticeable decrease in performance. This indicates that DEN can effectively utilize external psychological knowledge to enhance the effectiveness of personality detection.

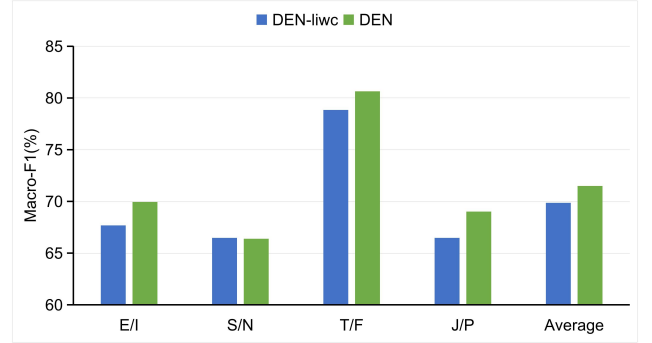


Figure 8: Effect of External Knowledge Base

6.5. Effect of Gated Fusion Mechanism

To investigate the gated fusion mechanism in Equation (7), we conducted experiments where we replaced the learnable gate value α with different fixed values. Since α is a continuous variable ranging from zero to one, we selected values from the set $\{0, 0.25, 0.5, 0.75, 1.0\}$. The experimental results of DEN's variants with different gate values are shown in Figure 9.

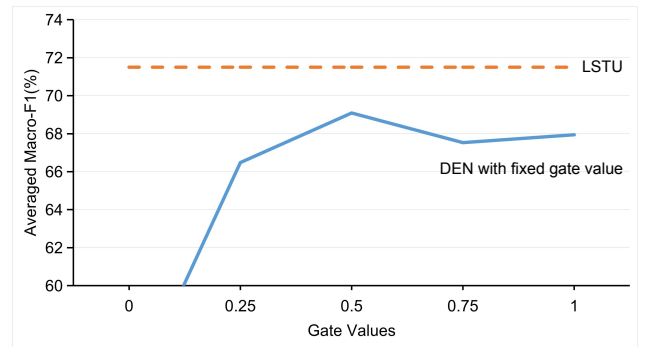


Figure 9: Effect of Gated Fusion Mechanism. The dashed line represents the performance of the original LSTU model, while the solid line represents the performance of DEN's variants with different gate values.

From the results, we observed that setting gate value to zero degrades DEN into DEN_{long} , resulting in poor performance, and increasing gate value generally improves the performance of DEN, but performance starts to decline once α exceeds a certain threshold. However, regardless of the chosen fixed value, the performance was consistently inferior compared to using the learnable gate. This can be attributed to the fact that DEN's

gated fusion mechanism can adaptively generate suitable gate values based on the characteristics of each user. This allows it to determine the impact of long-term and short-term personality presentations on the final personality detection specifically for each user. On the other hand, using fixed weights fails to achieve this adaptability. As a result, fixed weights that may work well for certain users may perform poorly for others.

7. Conclusion and Future Work

In this paper, we have introduced DEN, a model that effectively integrates both the long-term stable personality traits and short-term dynamic states of users to enhance the accuracy of personality detection, considering the psychological theory that personality is relatively stable and dynamically developing. DEN acquires long-term personality information by analyzing patterns in users' usage of psychological entities, while utilizing user post context to model short-term aspects. Furthermore, the incorporation of a novel bi-directional interaction module dynamically enhances both the long-term and short-term representations. These informative representations are then integrated for final personality detection. Our experiments provide empirical evidence for the efficacy of DEN in personality detection and highlight the advantages of considering the psychological characteristics of personality as relatively stable and dynamically developing.

In our current research, both our psychological theoretical analysis and the DEN personality detection model were based on the MBTI personality model. However, we recognize the importance of exploring the effectiveness of the DEN model on other personality models, such as the Big Five, in future work. By examining the applicability of the DEN model to different personality frameworks, we can broaden our understanding of its performance and its ability to generalize across various personality models.

References

- [1] Anaya, B., Pérez-Edgar, K., 2019. Personality development in the context of individual traits and parenting dynamics. *New ideas in psychology* 53, 37–46.
- [2] Celli, F., Lepri, B., 2018. Is big five better than mbti? a personality computing challenge using twitter data, in: *Proceedings of the Fifth Italian Conference on Computational Linguistics CLiC-it*, pp. 93–98.
- [3] Collins, W.A., Gunnar, M.R., 1990. Social and personality development. *Annual review of psychology* 41, 387–416.
- [4] Cui, B., Qi, C., 2017. Survey analysis of machine learning methods for natural language processing for mbti personality type prediction. *Google Scholar Google Scholar Reference* 1.
- [5] Denissen, J.J., Luhmann, M., Chung, J.M., Bleidorn, W., 2019. Transactions between life events and personality traits across the adult lifespan. *Journal of Personality and Social Psychology* 116, 612.
- [6] Dhelim, S., Aung, N., Bouras, M.A., Ning, H., Cambria, E., 2022. A survey on personality-aware recommendation systems. *Artificial Intelligence Review* , 1–46.
- [7] Digman, J.M., 1990. Personality structure: Emergence of the five-factor model. *Annual review of psychology* 41, 417–440.
- [8] Fang, Q., Giachanou, A., Bagheri, A., Boeschoten, L., van Kesteren, E.J., Shafiee Kamalabad, M., Oberski, D., 2023. On text-based personality computing: Challenges and future directions, in: *Findings of the Association for Computational Linguistics: ACL 2023*, Association for Computational Linguistics, Toronto, Canada. pp. 10861–10879.
- [9] Furnham, A., 1981. Personality and activity preference. *British Journal of Social Psychology* 20, 57–68.
- [10] Gambetti, E., Giusberti, F., 2019. Personality, decision-making styles and investments. *Journal of Behavioral and Experimental Economics* 80, 14–24.
- [11] Jiang, H., Zhang, X., Choi, J.D., 2020. Automatic text-based personality recognition on monologues and multiparty dialogues using attentive networks and contextual embeddings (student abstract), in: *Proceedings of the AAAI conference on artificial intelligence*, pp. 13821–13822.
- [12] Keh, S.S., Cheng, I., et al., 2019. Myers-briggs personality classification and personality-specific language generation using pre-trained language models. *CoRR abs/1907.06333*.
- [13] Kenton, J.D.M.W.C., Toutanova, L.K., 2019. Bert: Pre-training of deep bidirectional transformers for language understanding, in: *Proceedings of naacL-HLT*, p. 2.
- [14] Kern, M.L., McCarthy, P.X., Chakrabarty, D., Rizoiu, M.A., 2019. Social media-predicted personality traits and values can help match people to their ideal jobs. *Proceedings of the National Academy of Sciences* 116, 26459–26464.
- [15] Kingma, D.P., Ba, J., 2015. Adam: A method for stochastic optimization, in: *3rd International Conference on Learning Representations, ICLR 2015, San Diego, CA, USA, May 7-9, 2015, Conference Track Proceedings*.
- [16] Kipf, T.N., Welling, M., 2017. Semi-supervised classification with graph convolutional networks, in: *5th International Conference on Learning Representations, ICLR 2017, Toulon, France, April 24-26, 2017, Conference Track Proceedings*.
- [17] Lee, J.H., 2019. A study on the mbti personality type change of the korean medical students. *Journal of Oriental Neuropsychiatry* 30, 39–45.
- [18] Lynn, V., Balasubramanian, N., Schwartz, H.A., 2020. Hierarchical modeling for user personality prediction: The role of message-level attention, in: *Proceedings of the 58th annual meeting of the association for computational linguistics*, pp. 5306–5316.
- [19] Mairesse, F., Walker, M.A., Mehl, M.R., Moore, R.K., 2007. Using linguistic cues for the automatic recognition of personality in conversation and text. *Journal of artificial intelligence research* 30, 457–500.
- [20] Majumder, N., Poria, S., Gelbukh, A., Cambria, E., 2017. Deep learning-based document modeling for personality detection from text. *IEEE Intelligent Systems* 32, 74–79.
- [21] Mehta, Y., Fatehi, S., Kazameini, A., Stachl, C., Cambria, E., Eetemadi, S., 2020. Bottom-up and top-down: Predicting personality with psycholinguistic and language model features, in: *2020 IEEE International Conference on Data Mining (ICDM)*, IEEE. pp. 1184–1189.
- [22] Myers, I.B., 1987. *Introduction to type: A description of the theory and applications of the Myers-Briggs Type Indicator*. Consulting Psychologists Press.
- [23] Pennebaker, J.W., Francis, M.E., Booth, R.J., 2001. *Linguistic inquiry and word count: Liwc 2001*. Mahway: Lawrence Erlbaum Associates 71, 2001.
- [24] Pennington, J., Socher, R., Manning, C., 2014. GloVe: Global vectors for word representation, in: *Proceedings of the 2014 Conference on Empirical Methods in Natural Language Processing (EMNLP)*, Association for Computational Linguistics, Doha, Qatar. pp. 1532–1543.
- [25] Schweiker, M., Hawighorst, M., Wagner, A., 2016. The influence of personality traits on occupant behavioural patterns. *Energy and Buildings* 131, 63–75.
- [26] Tadesse, M.M., Lin, H., Xu, B., Yang, L., 2018. Personality predictions based on user behavior on the facebook social media platform. *IEEE Access* 6, 61959–61969.
- [27] Tandra, T., Suhartono, D., Wongso, R., Prasetyo, Y.L., et al., 2017. Personality prediction system from facebook users. *Procedia computer science* 116, 604–611.
- [28] Wagner, J., Ram, N., Smith, J., Gerstorf, D., 2016. Personality trait development at the end of life: Antecedents and correlates of mean-level trajectories. *Journal of Personality and Social Psychology* 111, 411.
- [29] Xue, D., Wu, L., Hong, Z., Guo, S., Gao, L., Wu, Z., Zhong, X., Sun, J., 2018. Deep learning-based personality recognition from text posts of online social networks. *Applied Intelligence* 48, 4232–4246.
- [30] Yang, F., Quan, X., Yang, Y., Yu, J., 2021a. Multi-document transformer for personality detection, in: *Proceedings of the AAAI conference on artificial intelligence*, pp. 14221–14229.

- [31] Yang, R., Chen, J., Narasimhan, K., 2021b. Improving dialog systems for negotiation with personality modeling, in: Proceedings of the 59th Annual Meeting of the Association for Computational Linguistics and the 11th International Joint Conference on Natural Language Processing, pp. 681–693.
- [32] Yang, T., Deng, J., Quan, X., Wang, Q., 2023. Orders are unwanted: Dynamic deep graph convolutional network for personality detection, in: Proceedings of the AAAI Conference on Artificial Intelligence, pp. 13896–13904.
- [33] Yang, T., Yang, F., Ouyang, H., Quan, X., 2021c. Psycholinguistic tripartite graph network for personality detection, in: Proceedings of the 59th Annual Meeting of the Association for Computational Linguistics and the 11th International Joint Conference on Natural Language Processing, pp. 4229–4239.
- [34] Yang, Z., Yang, D., Dyer, C., He, X., Smola, A., Hovy, E., 2016. Hierarchical attention networks for document classification, in: Proceedings of the 2016 conference of the North American chapter of the association for computational linguistics: human language technologies, pp. 1480–1489.
- [35] Zhang, Y., Jin, R., Zhou, Z.H., 2010. Understanding bag-of-words model: a statistical framework. *International journal of machine learning and cybernetics* 1, 43–52.