

Source Code Vulnerability Detection: Combining Code Language Models and Code Property Graphs

Ruitong Liu, Yanbin Wang[✉], Haitao Xu, Bin Liu, Jianguo Sun, Zhenhao Guo, Wenrui Ma

Abstract—Currently, deep learning successfully applies to code vulnerability detection by learning from code sequences or property graphs. However, sequence-based methods often overlook essential code attributes such as syntax, control flow, and data dependencies, whereas graph-based approaches might underestimate the semantics of code and face challenges in capturing long-distance contextual information.

To address this gap, we propose Vul-LMGNN, a unified model that combines pre-trained code language models with code property graphs for code vulnerability detection. Vul-LMGNN constructs a code property graph that integrates various code attributes (including syntax, flow control, and data dependencies) into a unified graph structure, thereafter leveraging pre-trained code model to extract local semantic features as node embeddings in the code property graph. Furthermore, to effectively retain dependency information among various attributes, we introduce a gated code Graph Neural Network (GNN). By jointly training the code language model and the gated code GNN modules in Vul-LMGNN, our proposed method efficiently leverages the strengths of both mechanisms. Finally, we utilize a pre-trained CodeBERT as an auxiliary classifier, with the final detection results derived by learning the linear interpolation of Vul-LMGNN and CodeBERT. The proposed method, evaluated across four real-world vulnerability datasets, demonstrated superior performance compared to six state-of-the-art approaches. Our source code could be accessed via the link: <https://github.com/Vul-LMGNN/vul-LMGNN>.

I. INTRODUCTION

With the rapid expansion of the open-source community, software vulnerability detection technology has become a significant concern in the software industry and cybersecurity domain. Vulnerabilities pose a threat to the integrity and availability of software and computer systems, potentially leading to privilege escalation, leakage of sensitive data, denial of service, and various other attacks, resulting in substantial economic and societal losses [1]. In practice, developers and security engineers primarily rely on code analysis or testing tools to detect and repair bugs, such as rule-based analysis and symbolic execution [2]. However, these methods require extensive manual verification due to their high false-positive rates.

To improve the efficiency of code vulnerability detection, extensive research has leveraged deep learning (DL) models for automated vulnerability detection. These methods extract features from the source code to generate initial embedding vectors, which are then fed into neural networks to learn vulnerability patterns and produce classification results, thereby achieving automatic detection capabilities [3].

Deep learning-based methods for code vulnerability detection are primarily divided into two types: sequence-based and

graph-based approaches. Sequence-based approaches process the source code or its structures (*e.g.*, Abstract Syntax Trees, AST) into serialized forms and interpret individual elements as tokens, which could be entire lines of code or segments divided by spaces [4], [5]. Neural networks like RNNs, LSTMs [6], [7], GRUs, and CNNs [8] are employed for detecting and classifying vulnerabilities by extracting sequence features from the code. Although sequence-based approaches exhibit strengths in learning the contextual information of code, they fall short in effectively capturing the program’s hierarchical structures, execution flows, and data and control dependencies.

Graph-based methods transform source code into heterogeneous graph structures, such as AST, Control Flow Graph (CFG), and Program Dependence Graph (PDG), to efficiently capture both local structures and dependencies within the code. These graphical representations enrich the analysis by providing intricate syntactic and semantic connections beyond mere code sequences. Leveraging code graphs, models based on GNN have demonstrated their effectiveness in extracting structural insights for vulnerability detection, as evidenced by research conducted by Wang *et al.* [9] and Zhou *et al.* [6]. Although graph-based methods provide valuable insights, they often overlook subtle coding patterns and long-distance contexts, and with their process of abstraction potentially leading to the loss of specific logic and behaviors in the code.

To address current challenges, we propose Vul-LMGNN, a novel vulnerability detection approach that combines the strengths of both pre-trained code language models (code-PLM) and GNN. Vul-LMGNN constructs a code property graph (CPG) that merges ASTs, CFGs, and Program Dependence Graphs, initializing node embeddings with a pre-trained codeBERT, and utilizes a Gated Gated Neural Network (GGNN) for vulnerability detection. By jointly training codeBERT with GGNN, the proposed method implicitly fuses contextual information from code sequences with diverse information within the code property graph. Our contributions in this paper are as follows:

- The proposed approach achieves state-of-the-art performance across four public datasets, outperforming previous methods. Notably, it achieves an $\sim 10\%$ higher F1 score on small-scale datasets.
- We introduce the Gated Code GNN, which leverages a gating mechanism to capture dependency information within the code property graph, thereby effectively aggregating syntax, control flow, and data flow information.
- We propose a joint training method that combines pre-trained code models with Gated GNNs, successfully captur-

ing the benefits of both code sequence and property graph.

- We introduce an auxiliary classifier designed to enhance our proposed Vul-LMGNN model by integrating predictions using linear interpolation. This augmentation further improves Vul-LMGNN’s performance with explicit fusion of predictions from two classifiers.

The rest of this paper is structured as follows: Section II provides an overview of the background and related work. Section III outlines the composition of the dataset. Section IV delves into the design specifics of our model. Section V presents the experimental outcomes and evaluates our model’s performance relative to the baseline method across datasets. Finally, Section VI summarizes the paper and outlines directions for future research.

II. RELATED WORK

In this section, we review the most relevant works to our study, focusing on those based on deep learning techniques. These can be broadly categorized into two groups: sequence-based approaches and graph-based approaches.

A. Sequence Based Models

Current studies based on deep sequence models generally follow the process of preprocessing, vectorization, and neural network modeling [4]. In data preprocessing, the raw source code is subjected to slicing and normalization techniques, after which it is parsed into a sequence of tokens. Subsequently, these tokens are transformed into vectors suitable for neural network processing. RNN and transformer-based models are used to learn contextual information within token sequences and to make the final defect prediction. RNN-based works, such as VulDeePecker [7] and SySeVR [10], have introduced lexical analysis, which converts the source code into a more fine-grained code snippet. A potential concern with code slicing is that the extracted code representations may not encompass all vulnerable code snippets. On the contrary, transformer-based methods utilize token vectorization techniques that extract more vulnerability-aware features. Transformer-based approaches often omit code slicing and normalization strategies, opting instead to directly tokenize the source code. Guo *et al.* [11] introduced CodeBERT, a cross-lingual pre-trained programming language model that incorporates edge prediction and node alignment tasks during training. Additionally, GraphcodeBERT [12] utilizes data flow in the pre-training stage. They can be applied to downstream detection tasks. Other methods have adopted different tokenization strategies from the NLP domain; for instance, CodeT5 [13] uses byte-level byte-pair-encoding (BPE) [14] to segment the code into tokens, while CoTEXT [15] opts for the Sentencepiece [16] model to extract tokens. These methods have been proven to be effective.

B. Graph Based Models

GNN-based methods also consist of three steps: preprocessing, vectorization, and neural network modeling [17], [18],

TABLE I
SUMMARY OF DATASETS

Dataset	#Vulnerable	#Non-Vul	Source	CWEs
DiverseVul	18,945	330,492	Snyk, Bugzilla	150
Devign	11,888	14,149	Github	N/A
VDSIC	82,411	119,1955	GitHub, Debian	4
ReVeal	1664	16,505	Chrome, Debian	N/A

[19]. During data preprocessing, the source code is transformed into various graph representations, such as AST, CFG, PDG, and CPG [20]. Then, the nodes and edges are converted into vectors, enabling the graph to be fed into a GNN model, which can learn structural information and make the final prediction. The CPG is a comprehensive code representation that combines the abstract syntax tree, control flow graph, and program dependency graph, encapsulating both the syntactic and structural information of the source code [4]. Methods like AI4VA [21] and those proposed by Feng *et al.* [22] directly use the original versions of the four basic graphs as their code representations. The Devign [23] was the first to employ a GNN for code vulnerability detection tasks, incorporating Natural Code Sequence (NCS) edges into the CPG. Chakraborty *et al.* [24] proposed the ReVeal algorithm, which combines gated GNNs with multilayer perceptrons; FUNDED [9] introduced an enhanced AST with eight additional edge types. Unlike the aforementioned strategies that add structural information, VulSPG [25] suggests eliminating code unrelated to vulnerabilities. It performs graph slicing on the CPG to generate the SPG.

GNNs struggle to capture the contextual relationships between distantly connected nodes, a limitation that models based on the Transformer architecture can effectively overcome. This insight led to our approach of integrating pre-trained code language models with code graph models. Our method utilizes a pre-trained code language model to initialize the embeddings of nodes in the code graph, jointly training the system to transfer knowledge from pre-trained code sequences to the code GNN, thus reaping the benefits of both worlds.

III. DATASET REVIEW

To evaluate our proposed code vulnerability detection method and other baseline methods, it is imperative to possess a substantial quantity of both vulnerable and non-vulnerable source code, spanning a diverse range of vulnerabilities. In this paper, we have selected four public code vulnerability datasets, which include three widely-used popular datasets and one newly released comprehensive dataset. We have summarized the distribution of positive and negative samples and sources of the datasets, as well as whether they distinguish specific types of vulnerability, as shown in Table I.

The DiverseVul [26] dataset is a newly released dataset of vulnerable source code. It has been curated by crawling two security issue websites that feature the most commits in git systems, extracting commits that fix vulnerabilities and the corresponding source codes from the projects. The dataset also employs deduplication of functions based on their MD5

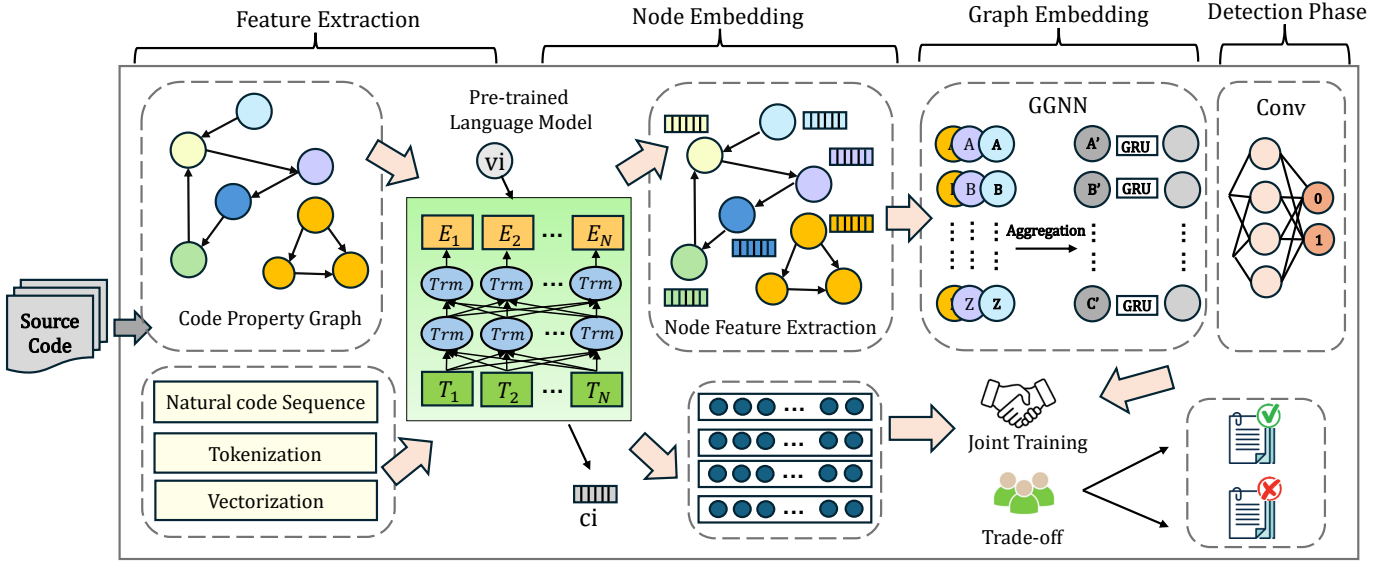


Fig. 1. Overview of the Vul-LMGNN Vulnerability Detection Framework.

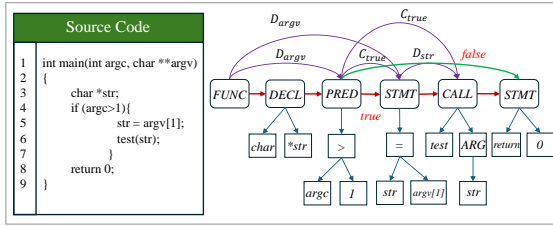


Fig. 2. A CPG for the example source code. Edge-type legend: Blue = AST, Red = CFG, Purple = PDG.

hashes. This dataset comprises 18,945 vulnerable functions spanning over 150 CWEs, and 330,492 non-vulnerable functions extracted from 7,514 commits. The range of projects covered by this dataset exceeds the total of all previous datasets by 295. This dataset’s substantial volume and diversity present a challenge for vulnerability detection methodologies.

The Devign dataset encompasses real-world function examples from GitHub, harvested from four renowned and diverse open-source libraries: Linux, FFmpeg, Qemu, and Wireshark. These examples are manually labeled based on commit messages and code differences. However, it does not provide information on the type of vulnerability or fine-grained labels. Additionally, this dataset is part of a programming language understanding evaluation benchmark known as CodeXGLUE [27], and has been extensively used by various methods.

The Draper VDISC dataset [3] is an extensive collection of 1.27 million functions extracted from open-source software, annotated with insights from three distinct static analyzers to flag potential vulnerabilities. It encompasses the four most common CWEs: CWE-120, CWE-119, CWE-469, and CWE-476. Notably, the dataset exhibits a highly imbalanced distribution of positive and negative samples, with a ratio nearing 1:14.5. This imbalance could adversely affect the real performance of our testing models. Therefore, in this paper, we have utilized a pre-processed version of the dataset with a

more balanced distribution.

REVEAL [24] is a comprehensive real-world dataset, amassed by monitoring historical vulnerabilities from two prominent open-source projects: the Linux Debian Kernel and Chromium. It involves the extraction of the respective vulnerable and fixed versions of C/C++ source and header files that have been modified in patches, serving as positive and negative samples for research.

IV. VUL-LMGNN

In this section, we provide a detailed exposition of how Vul-LMGNN integrates pre-trained code language models with GNNs to achieve both implicit and explicit fusion of information. For a clearer understanding, our explanation is divided into several sections: code representation, creation of the code property graph, node embedding initialization, the operation of the gated code GNN (including its joint training with code language models), and interpolating predictions.

A. Code Representation

The purpose of this phase to transform the original function-level source code into fixed-length feature vectors that contains both semantic and syntactic structural information. Such conversion prepares the suitable data format for efficient processing by GNN models and code language models that follow. To achieve this, we adopt two specialized code representation strategies for GNNs and code sequence language models.

For code graph representation: We employ the open-source code analysis tool Joern [28] to parse the source code and generate the CPG. This CPG provides a unified and concise representation that combines control and data flow with abstract syntax trees and dependency graphs. We rigorously exclude functions with errors in graph generation to ensure data quality.

For code sequence representation: we adhere to the approach presented in [23], by converting function-level code

Algorithm 1: Vul-LMGNN: Code Vulnerability Detection

Input: Train data - D_{train}

- 1 Contribution of triplet loss - α
- 2 Contribution of regularization loss - β
- 3 Separation boundary - γ
- 4 Learning rate - lr
- 5 Tradeoff parameter - λ

Output: Trained model

```

6 Function Vul-LMGNN():
7   features  $\leftarrow \emptyset$ 
8   labels  $\leftarrow \emptyset$ 
9    $\triangleright$  Features extraction process
10  for  $(C, L) \in D_{train}$  do
11     $(V, E) \leftarrow \text{extract\_code\_property\_graph}(C)$ 
12    for  $v \in V$  do
13       $T_v \leftarrow \text{onehot}(v.type())$ 
14       $C_v, S_v \leftarrow \text{CodeBERT}(v.fragment(), C)$ 
15       $x_v = \text{concat}(T_v, C_v)$ 
16    end
17     $\tilde{X} = \text{GGNN}(x_v, E)$ 
18     $x_g = \text{Aggregate}(\tilde{X})$ 
19    features  $\leftarrow \text{features} \cup x_g \cup S_v$ 
20    labels  $\leftarrow \text{labels} \cup L$ 
21  end
22   $M \leftarrow \text{Combined-RepresentationModel}()$ 
23   $\triangleright$  Model training process
24  for  $(f_g, l_g) \in D_{train}$  do
25     $\triangleright$  Define the loss function.
26     $L_{all} \leftarrow \text{loss\_function}(M, D_{train}, f_g, l_g, \alpha, \beta, \gamma, \lambda)$ 
27     $\theta$  represents the model parameters of
28       $M_{Combined}$ .
29     $\theta \leftarrow \theta - \nabla_{\theta}(L_{all})$ 
30  end
return  $M_{\theta}$ 

```

into natural code sequences. This method serializes the code in alignment with the natural order of the source code, thereby preserving the logical sequence of the code.

B. Code Property Graphs

In the process of generating CPG, functions are transformed into comprehensive graphs that comprise various types of nodes, such as variables and function calls, and edges, including control flow and data flow, which convey distinct types of information. At the core of the CPG, the AST captures the syntactic information, modeling the hierarchical structure of functions in a way that outlines the grammar and composition of the code. However, since the AST primarily offers a static representation, it lacks the capacity to infer the program’s dynamic behavior. To address this, CPGs incorporate additional types of edges to represent data flow and control flow, thereby enriching the graph with insights into the execution context and dependencies between code segments. This integration frames a more holistic understanding of both the static structure and dynamic behavior of the program.

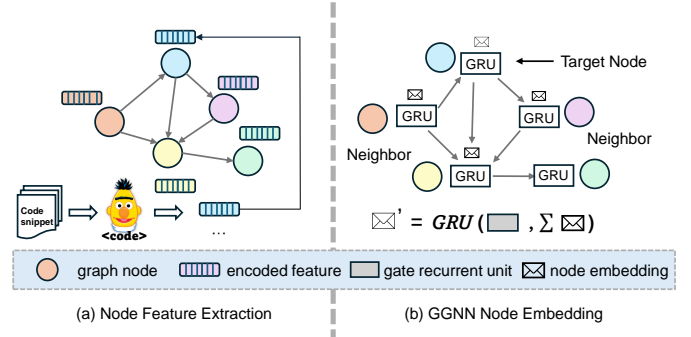


Fig. 3. Feature extraction and node embedding phases.

The representation of the CPG is denoted as $G = (V, E)$, where V represents the nodes within the graph and E means the edges. Each vertex V in the CPG encompasses the vertex type and a segment of the original code. As illustrated in the Fig. 2, the nodes and blue edges represent the AST structure of this function segment, with the purple edges marked “ D_{argv} ” indicating the data dependency from the subtree defining variable $argv$ to the subtree using the defined value. The red edges denote the execution order within the function.

For the node set V , every node $v \in V$ can contain various types of information depending on its source, such as AST, CFG, or PDG. This includes CPG node type identifiers such as *IdentifierDeclType* or keywords such as *int*, *char*, *for*, or operators such as $+$, $-$.

C. Initializing Node Embeddings with CodeBERT

Previous methods for generating node embeddings often involved training static word embedding models like Word2vec [29] on a dataset of code snippets to produce vectors for each code token. In contrast, our approach seeks to harness the power of large-scale pre-trained code language models, drawing on arge-scale pretraining to acquire prior knowledge for initializing code graph node embeddings. This is achieved by synergistically training the pre-trained code language model and GNNs on target datasets to jointly optimize node representations. Specifically, we use the pre-trained programming language model CodeBERT [11] for initializing graph node embeddings, as depicted in Fig. 3.

Specifically, we start by decomposing the function into a sequence of statement sets $C = c_1, c_2, c_3, \dots, c_n$, where each c_i is directly mapped to a node v_i within the CPG. This mapping ensures that the complex structure of a function is represented as an interconnected graph of simpler, manageable elements. Each statement set is tokenized using CodeBERT’s pretrained Byte Pair Encoding (BPE) tokenizer [30], converting the statement into a series of tokens.

Following this, we initialize the self-embedding layer weights using CodeBERT’s trained word embeddings for each token and employ label encoding for node type embeddings. In parallel, efforts are made to fine-tune CodeBERT on our target dataset, intending to tailor the model’s understanding to our specific domain and thereby enhance the accuracy of the token vectorization process. Inspired by [21], we remove code

properties from non-leaf nodes in the CPG, as these properties are often redundantly encoded in the leaf nodes. Finally, the node content embeddings derived from CodeBERT and the node type embeddings obtained through label encoding are concatenated to form a comprehensive initial representation for each node.

D. Gated Code Graph Neural Network

In this section, we leverage GGNNs to explore CPGs, utilizing their advanced capabilities to discern patterns of information flow across nodes, thereby revealing structural insights pertinent to code properties.

GGNNs are fed with feature vectors of all the nodes alongside the graph edges. For a specified embedded graph $g_i(V, X, A)$, where V indicates nodes, X their features, and A the adjacency relationships, the GGNN assigns a Gated Recurrent Unit (GRU) to each node $v_j \in V$. This GRU updates the current vertex embedding by integrating the embeddings of all its neighboring nodes. Specifically, the initial state vector for a node $h_j^{(1)} \in \mathbb{R}^z$, where $z \geq d$, is initialized by copying x_j into the first dimensions and padding with additional zeros. To update node embeddings, we employ a neighborhood aggregation scheme. At each node, messages are aggregated and subsequently utilized to update the associated node representation at the subsequent embedding layer. Formally,

$$a_{v,g}^t = A_{(v,g)}^T \left(\left[h_1^{(t-1)T}, \dots, h_m^{(t-1)T} \right] + b \right) \quad (1)$$

To be specific, t represents a specific time step, b denotes the bias vector, and A is the adjacency matrix. The subsequent state $a_{v,g}^t$ of node v_j is computed by aggregating the information from all neighboring nodes as defined in the adjacency matrix $A(v, g)$ for a particular edge type.

Subsequently, the GRU algorithm is used to aggregate and update the states for identical nodes across different graphs. The process is articulated as follows:

$$z_{v,g}^t = \sigma(W^z \cdot AGG(a_{v,g}^t) + U^z h_{v,g}^{(t-1)}) \quad (2)$$

$$r_{v,g}^t = \sigma(W^r \cdot AGG(a_{v,g}^t) + U^r h_{v,g}^{(t-1)}) \quad (3)$$

$$\widetilde{h}_{v,g}^t = \tanh(W \cdot AGG(a_{v,g}^t) + U(r_{v,g}^t \circ h_{v,g}^{(t-1)})) \quad (4)$$

$$h_{v,g}^t = (1 - z_{v,g}^t) \circ h_{v,g}^{(t-1)} + z_{v,g}^t \circ \widetilde{h}_{v,g}^t \quad (5)$$

Where $h_{v,g}^{(t-1)}$ is the hidden state of node v in graph g , $z_{v,g}^t$ and $r_{v,g}^t$ are the update gate and reset gate, respectively. $\widetilde{h}_{v,g}^t$ is the candidate hidden state, and $h_{v,g}^t$ is the output hidden state. AGG denotes the aggregation function, which is utilized to compile information from various edge types. In our application, we have employed the SUM [23] function.

The final step involves aggregating all vertex embeddings into a single vector to represent the entire CPG. Specifically,

$$H_{(v,g)}^{(T)} = \sum_{v \in V} h_{v,g}^t \quad (6)$$

Subsequently, we adopt a training mechanism similar to that of [23], [3], which deconstructs the task into 'learning code representation' and 'learning vulnerability'. This approach introduced an output layer designed to highlight the nodes with the most significant information for the task of vulnerability detection. We utilized convolution and max-pooling operations, commonly employed in CNNs. $\alpha(\cdot)$ is defined as a one-dimensional convolutional layer accompanied by max pooling, denoted as:

$$\alpha(\cdot) = \text{MAXPOOL}(\text{Relu}(\text{CONV}(\cdot))) \quad (7)$$

Given the total time steps T of the GGNN and the number of applications l of $\alpha(\cdot)$, the *Conv* module is represented as:

$$Z_i^1 = \alpha([H_{(v,g)}^{(T)}, x_i]), \dots, Z_i^l = \alpha(Z_i^{(l-1)}) \quad (8)$$

$$Y_i^{(1)} = \alpha(H_{(v,g)}^{(T)}), \dots, Y_i^{(l)} = \alpha(Y_i^{(l-1)}) \quad (9)$$

where we apply 1-D convolutional and dense layers to $[H_{(v,g)}^{(T)}, x_i]$ and $H_{(v,g)}^{(T)}$. Afterward, we make a pairwise multiplication on the two outputs and make a prediction.

E. Joint Training of CodeBERT and GGNN

In our joint training approach, we optimize the parameters of both CodeBERT and GGNN, leveraging the complementary strengths of each model—CodeBERT's contextual understanding and GGNN's relational insights—to improve the model's performance in detecting code vulnerabilities. This joint optimization strategy is implemented through the use of cross-entropy loss across code graph nodes, allowing for the simultaneous optimization of parameters for CodeBERT and GGNN. The formulated loss function can be depicted as:

$$L = - \sum_{c=1}^M y_{ic} \log(\text{Softmax}(\text{MLP}(Z_i^{(l)}) \odot \text{MLP}(Y_i^{(l)}))_{ic}) \quad (10)$$

M represents the number of classes, y_{ic} is a binary indicator (0 or 1) indicating whether class label c is the correct classification for observation i . In this training process, CodeBERT updates the node embeddings with each iteration, thereby gradually improving the complementary advantages of both CodeBERT and GGNN.

F. Interpolating Predictions

In the previous step, we implicitly combine CodeBERT and GGNN by utilizing CodeBERT to generate the node embeddings for GGNN. Here, we further explicitly combine the benefits of pre-training and graph-based approaches by leveraging interpolation predictions. Specifically, we introduce an auxiliary classifier that operates directly on CodeBERT embeddings by feeding code embeddings E into a dense layer with softmax activation. Ultimately, we perform a linear interpolation [31] of the predictions from Vul-LMGNN and CodeBERT, which is expressed as follows:

$$\text{Pred} = \lambda \text{Pred}_{GGNN} + (1 - \lambda) \times \text{Softmax}(WE) \quad (11)$$

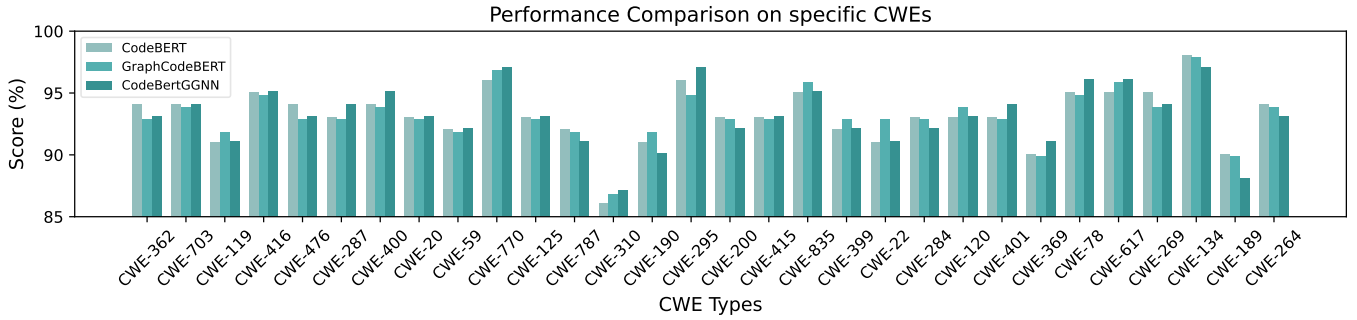


Fig. 4. Detection accuracy for the top-30 high-frequency CWE vulnerability types in DiverseVul.

The parameter λ controls the trade-off between the two objectives. A value of $\lambda = 1$ signifies the exclusive use of the full Vul-LMGNN model, whereas $\lambda = 0$ indicates reliance solely on the CodeBERT module. When λ is within the range $(0, 1)$, it allows for a balanced integration of the predictions from both models. The fine-tuned CodeBERT model regulated and optimized the input graph for the GGNN. Subsequently, an interpolation prediction facilitated an appropriate trade-off between the graph model and sequence model detection results, yielding outstanding detection outcomes.

V. EXPERIMENTS RESULTS

In this section, we present the experimental setup and the outcomes of our evaluations conducted on our proposed model, alongside six state-of-the-art baselines across four datasets. We have formulated the following four Research Questions (RQs) and have addressed them through our experimental investigations:

- **RQ1:** How does our Vul-LMGNN performance compare with other learning-based methods for vulnerability identification?
- **RQ2:** With the variation of the trade-off parameter, what changes can be observed in the model’s performance?
- **RQ3:** Is the fine-tuning process of pre-trained models a more efficient method for token vectorization in node embedding compared to initial word embedding weights?
- **RQ4:** How do different GNN architectures and pre-trained models influence the overall performance of the model?

The experiments were executed on single NVIDIA A100 80GB GPU. The system specifications comprised NVIDIA driver version 525.85.12 and CUDA version 11.8. The software environment was configured with Python 3.10.13 and torch 2.2.0.

In our comparative analysis, Vul-LMGNN is benchmarked against the latest state-of-the-art detection models. This includes Transformer-based models: Bert [32], CodeBert, and GraphCodeBert; GNN-based models: TextGCN [33] and Devign; As well as the CNN-based model TextCNN [34]. For computational efficiency, functions with a node size exceeding 500 in the CPG were excluded from our analysis. In terms of our model’s configuration, the learning rate and batch size were set to $1e - 4$ and 64, respectively. The training was

TABLE II
PERFORMANCE METRICS OF VARIOUS MODELS ON DATASETS WITH SPECIFIC CWES.

Dataset	Model	ACC (%)	P (%)	R (%)	F1 (%)
Diverse Vul	Bert	91.99	27.95	13.09	17.83
	CodeBert	92.40	28.26	20.02	23.44
	GraphCodeBert	92.96	31.14	16.30	21.40
	TextCNN	92.16	10.25	9.82	10.03
	TextGCN	91.50	15.66	11.50	13.27
	Devign(AST)	70.21	9.35	9.22	9.28
	Our	93.06	32.21	18.54	23.54
Draper VDSIC	Bert	79.41	81.86	75.97	78.80
	CodeBert	83.13	86.13	78.97	82.39
	GraphCodeBert	83.98	84.74	83.17	83.95
	TextCNN	66.54	65.36	70.55	67.86
	TextGCN	67.55	67.66	67.63	67.64
	Devign(AST)	59.30	58.84	68.93	63.49
	Our	84.38	87.37	80.64	83.87

conducted over 20 epochs with an early stopping criterion triggered if no further optimization in performance. Specifically for the Devign model, AST was employed for the code graph representation. Given the absence of disclosed hyperparameters, we endeavored to replicate their methodology to the best of our ability. The following are the details of the baseline:

- **Bert:** A powerful pre-trained language model developed by Google, widely used for natural language understanding tasks.
- **CodeBERT:** A language model specifically fine-tuned for code-related tasks, including code summarization and code completion.
- **GraphCodeBERT:** A pre-trained programming language model, expanding upon CodeBERT to integrate code data flow information into the training objective.
- **TextCNN:** A CNN architecture from the field of natural language processing, widely used in code vulnerability detection [35], [36].
- **TextGCN:** TextGCN: An advanced method for learning the graph representations from text, showcasing exceptional performance in code-related tasks.
- **Devign:** A gated GNN-based model, which takes a code property graph as input and employs 1-D convolutional pooling to make predictions.

TABLE III
PERFORMANCE METRICS OF VARIOUS MODELS ON DATASETS WITH NO SPECIFIC CWES.

Dataset	Model	ACC (%)	P (%)	R (%)	F1 (%)
Devign	Bert	60.58	57.67	54.64	56.11
	CodeBert	63.93	60.30	63.00	61.62
	GraphCodeBert	64.80	64.37	54.38	58.96
	TextCNN	60.38	59.03	57.72	58.37
	TextGCN	60.47	60.87	58.58	59.70
	Devign(AST)	57.66	56.96	56.25	56.60
	Our	65.70	64.53	56.34	60.16
ReVeal	Bert	86.88	32.70	40.13	36.04
	CodeBert	88.64	38.26	38.13	38.19
	GraphCodeBert	89.25	41.67	41.81	41.74
	TextCNN	85.43	26.32	20.33	22.94
	TextGCN	87.25	24.61	17.85	20.69
	Devign(AST)	65.47	17.38	18.09	17.72
	Our	90.80	57.09	46.45	51.22

A. Comparison with Baselines (RQ1)

To evaluate the performance of Vul-LMGNN on code vulnerability detection, we executed an extensive comparative analysis against six baseline models utilizing the four datasets delineated in Table 1. The experimental results are systematically presented in Table II and III.

We initially tested the Vul-LMGNN on datasets categorized by specific CWEs and analyzed its capability to recognize these CWEs within the test set. In terms of accuracy, precision, and F1 score, Vul-LMGNN outperformed all baseline models. Specifically, within the DiverseVul dataset, our model achieved an accuracy of 93.06% and an F1-score of 23.54%. In the balanced version of the VDSIC dataset, an accuracy of 84.38% was attained.

As shown in Figure 4, among the top 30 most frequently occurring CWEs in the test set, our model achieved a highest accuracy rate of 50% CWEs. It can be observed that for some CWEs, the recognition accuracy of the model is generally low, such as CWE-310 (Cryptographic Issues) and CWE-189 (Numeric Errors), while for another subset of CWEs, there are high recognition accuracy rates, such as CWE-134 (Controlled Format String) and CWE-770 (Allocation of Resources Without Limits or Throttling).

Among the baseline sequence-based detection models, CodeBert and GraphCodeBert showcased superior detection capabilities owing to their programming language pre-training tasks, despite not containing C/C++ programs in their pre-training datasets. As a component of our model, CodeBert attained accuracies of 92.40% and 83.13%, and precisions of 28.26% and 86.13%, respectively. These values were marginally lower by 0.66% and 1.25%, and 3.95% and 1.67%, compared to our model. GraphCodeBert, with further integration of data flow information, outperformed CodeBert, reducing the precision gap with our model to 1.07%, although the recall gap widened to 2.24%.

In the realm of graph-based detection models, TextGCN, while performing well in text classification, showed mediocre results in code vulnerability detection experiments, achieving only a 91.50% accuracy rate on DiverseVul, with precision and recall at 15.66% and 11.50%, respectively. This may be due to TextGCN’s focus on word co-occurrence, lacking

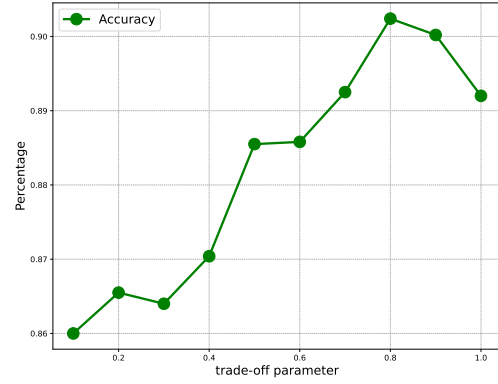


Fig. 5. Accuracy of Vul-LMGNN when varying trade-off parameter on partial DiverseVul dataset.

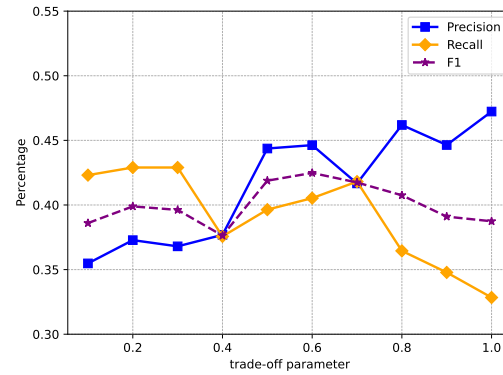


Fig. 6. Precision, recall and f1 of Vul-LMGNN when varying trade-off parameter on partial DiverseVul dataset.

structural code information. The AST version of Devign, which incorporates control flow and data flow information and uses Word2Vec along with the average of tokens for node vector representation, performed poorly with an accuracy of only 70.21%, a gap of 14.26% from our F1 score. This could be attributed to the neglect of local semantic information of code within the node. These disparities were more pronounced on the VDSIC dataset, with gaps in accuracy reaching 16.83% and 25.08% compared to our model, respectively.

The performance disparity on the other two datasets without specific CWEs is similar to those observed in the previous CWE-specific evaluations, as illustrated in Table III.

Overall, transformer-based models demonstrated better detection effectiveness, as the embedding layer of transformers can implicitly capture vulnerability-related signals from the source code. In contrast, methods like Word2Vec, trained by predicting adjacent tokens, extract contextual information that may not be effective for vulnerability detection. Vul-LMGNN, utilizing a programming language (PL) model and GNNs, preserves the sequential information in the code and better incorporates its inherent information.

B. Impact of the Tradeoff Parameter (RQ2)

The parameter λ controls the trade-off between the training Vul-LMGNN and CodeBert. As λ approaches 1, the

model’s decisions rely more on the graph structure with the PL model embedding layer. Conversely, when λ approaches 0, the model leans toward sequence-based decisions. Our experiments across different datasets reveal that the optimal value of λ varies for different tasks, likely due to variations in vulnerability types and data distributions. For instance, on the partial Draper VDSIC dataset, increasing λ does not significantly improve model performance. This phenomenon can be attributed to the strong performance of sequence-based methods on the former VDSIC dataset.

Fig. 5 and 6 illustrate the evaluation matrix of Vul-LMGNN with varying λ on the partial DiverseVul dataset. Accuracy improves consistently as λ increases, reaching its peak at $\lambda=0.8$, slightly outperforming the GGNN or CodeBert alone (at $\lambda = 0$ or 1). The achieved accuracy is 90.24%. During this process, precision exhibits fluctuations but overall shows an upward trend, reaching 46.19% at $\lambda = 0.8$, an improvement of 10.71% over using the sequence model alone. However, recall follows a declining trend, reaching 36.45% at $\lambda=0.8$, indicating that transformer-based PL models exhibit higher recall in certain vulnerability detection scenarios.

C. Evaluation of Fine-tuning Process (RQ3)

Pre-trained language models have demonstrated outstanding performance in various natural language processing tasks. Currently, there is a growing focus among researchers on employing pre-trained language models for code-related tasks, including code search, code completion, code summarization and so on [37], [13], [38], [39]. This has led to promising results in applications. This has prompted us to incorporate pre-trained models for programming languages in order to construct a novel vulnerability detection model.

We utilize the word embedding layer of pre-trained models as tokenization tools to generate node embeddings for graphs. These embeddings’ weights are further fine-tuned during training. In our experiments, we explore three settings. First, we initialize our embedding layer weights using a fine-tuned CodeBERT which perform fine-tuning on the target dataset [40]. Additionally, we compare this approach with two others: initializing embedding layer weights directly using pre-trained CodeBERT and GraphCodeBERT, respectively. The results are summarized in Table IV.

TABLE IV
PERFORMANCE ACROSS VARIOUS NODE EMBEDDING AND
INITIALIZATION METHODS.

<i>Base</i>	ACC(%)	P(%)	R(%)	F1(%)
CodeBERT	84.35	87.75	79.85	83.61
GraphCodeBert	84.05	86.46	80.74	83.50
Fine-tuned	84.38	87.37	80.64	83.87

Compared to directly using CodeBERT for node embedding weight initialization, GraphCodeBERT improves accuracy and recall by 0.3% and 0.89%, respectively. However, CodeBERT outperforms in precision and overall F1 score, achieving 87.75% and 83.61%. In contrast, using CodeBERT fine-tuned on the target dataset for embedding weight initialization yields

the best overall performance, with the highest accuracy at 84.38% and an F1 score of 83.87%. Experimental results demonstrate that fine-tuning aids the pre-trained PL model in learning code embedding features specific to vulnerability distributions, further enhanced by GNNs for better detection performance.

D. Different GNN Model Combination (RQ4)

To investigate the impact of combining different GNNs with pre-trained language models on vulnerability detection tasks, we compared three distinct GNNs: Graph Gated Neural Network (GGNN), Graph Convolutional Network (GCN) [41], and Graph Attention Network (GAT) [42], all integrated with CodeBERT. For a fair comparison, we followed the configuration from [37], maintaining a consistent two-layer GNN architecture and setting GAT’s number of heads to 8. Additionally, we employed fine-tuned CodeBERT with consistent model parameters. The specific experimental results are shown in Table V.

TABLE V
PERFORMANCE ACROSS VARIOUS GNN ARCHITECTURES.

<i>Combination</i>	ACC(%)	P(%)	R(%)	F1(%)
GGNN+CodeBERT	84.38	87.37	80.64	83.87
GCN+CodeBERT	83.08	86.90	77.90	82.15
GAT+CodeBERT	79.29	81.92	75.15	78.39

As shown in Table 5, our experiments were conducted on the partial Draper VDSIC dataset. The results indicate that GGNN exhibited the best overall performance, with an accuracy of 84.38% and an F1 score of 83.87%. Compared to GGNN, GCN experienced decreases in accuracy and precision by 1.3% and 0.47%, respectively, with the most significant decrease observed in recall at 2.74%. This may be attributed to GCN treating all neighboring nodes equally during convolution, thus failing to assign different weights based on node importance, leading to inaccurate identification of nodes related to code vulnerabilities. Additionally, GCN updates node features for the entire graph in a single computation, which poses challenges when dealing with complex code graph structures in inductive learning tasks related to code vulnerabilities.

The performance of the GAT model exhibited a considerable gap compared to the previous two, with an accuracy of only 79.29%. Although GAT utilizes self-attention mechanisms to represent each node as a weighted sum of its neighbors, it does not fully leverage edge information, only utilizing connectivity, whereas edge information encompasses the control and data flow information of the code. In contrast, GGNN employs GRU units, allowing each node to receive messages from neighboring nodes at each iteration. This approach effectively captures both code data flow features and long sequence dependencies, resulting in outstanding performance.

VI. CONCLUSION

In this paper, we propose a novel model, Vul-LMGNN, which integrates sequence and graph embedding techniques

to detect vulnerabilities in function-level source code. Our approach leverages the code property graph representation of the source code as the primary input. Specifically, we utilize a pre-trained Program Language (PL) model to extract local semantic features from the code, which are then embedded as nodes in the graph using sequence-based embeddings. Subsequently, we employ a GGNN equipped with convolutional layers to effectively fuse heterogeneous information within the graph. Finally, our model jointly learns and predicts vulnerabilities by combining the PL model with the GGNN. To validate the effectiveness of Vul-LMGNN, we conducted extensive experiments on four real-world datasets, which demonstrated its superior performance. We systematically explored trade-off parameters, fine-tuning of the PL model, and variations of GNN architectures. Our findings further emphasize the positive contributions of each module to the overall model performance. As part of interesting future work, we intend to explore more effective fusion networks for learning code representations and facilitating multiclass detection.

REFERENCES

- [1] H. Plate, S. E. Ponta, and A. Sabetta, "Impact assessment for vulnerabilities in open-source software libraries," in *2015 IEEE International Conference on Software Maintenance and Evolution (ICSME)*. IEEE, 2015, pp. 411–420.
- [2] S. Lipp, S. Banescu, and A. Pretschner, "An empirical study on the effectiveness of static c code analyzers for vulnerability detection," in *Proceedings of the 31st ACM SIGSOFT International Symposium on Software Testing and Analysis*, 2022, pp. 544–555.
- [3] R. Russell, L. Kim, L. Hamilton, T. Lazovich, J. Harer, O. Ozdemir, P. Ellingwood, and M. McConley, "Automated vulnerability detection in source code using deep representation learning," in *2018 17th IEEE international conference on machine learning and applications (ICMLA)*. IEEE, 2018, pp. 757–762.
- [4] B. Wu, F. Zou *et al.*, "Code vulnerability detection based on deep sequence and graph models: A survey," *Security and Communication Networks*, vol. 2022, 2022.
- [5] X. Nie, N. Li, K. Wang, S. Wang, X. Luo, and H. Wang, "Understanding and tackling label errors in deep learning-based vulnerability detection (experience paper)," in *Proceedings of the 32nd ACM SIGSOFT International Symposium on Software Testing and Analysis*, ser. ISSTA 2023. New York, NY, USA: Association for Computing Machinery, 2023, p. 52–63. [Online]. Available: <https://doi.org/10.1145/3597926.3598037>
- [6] G. Lin, J. Zhang, W. Luo, L. Pan, O. De Vel, P. Montague, and Y. Xiang, "Software vulnerability discovery via learning multi-domain knowledge bases," *IEEE Transactions on Dependable and Secure Computing*, vol. 18, no. 5, pp. 2469–2485, 2019.
- [7] Z. Li, D. Zou, S. Xu, X. Ou, H. Jin, S. Wang, Z. Deng, and Y. Zhong, "Vuldeepecker: A deep learning-based system for vulnerability detection," *arXiv preprint arXiv:1801.01681*, 2018.
- [8] H. Liang, Y. Yang, L. Sun, and L. Jiang, "Jsac: A novel framework to detect malicious javascript via cnns over ast and cfg," in *2019 International Joint Conference on Neural Networks (IJCNN)*. IEEE, 2019, pp. 1–8.
- [9] H. Wang, G. Ye, Z. Tang, S. H. Tan, S. Huang, D. Fang, Y. Feng, L. Bian, and Z. Wang, "Combining graph-based learning with automated data collection for code vulnerability detection," *IEEE Transactions on Information Forensics and Security*, vol. 16, pp. 1943–1958, 2020.
- [10] Z. Li, D. Zou, S. Xu, H. Jin, Y. Zhu, and Z. Chen, "Sysevr: A framework for using deep learning to detect software vulnerabilities," *IEEE Transactions on Dependable and Secure Computing*, vol. 19, no. 4, pp. 2244–2258, 2021.
- [11] Z. Feng, D. Guo, D. Tang, N. Duan, X. Feng, M. Gong, L. Shou, B. Qin, T. Liu, D. Jiang *et al.*, "Codebert: A pre-trained model for programming and natural languages," *arXiv preprint arXiv:2002.08155*, 2020.
- [12] D. Guo, S. Ren, S. Lu, Z. Feng, D. Tang, S. Liu, L. Zhou, N. Duan, A. Svyatkovskiy, S. Fu *et al.*, "Graphcodebert: Pre-training code representations with data flow," *arXiv preprint arXiv:2009.08366*, 2020.
- [13] Y. Wang, W. Wang, S. Joty, and S. C. Hoi, "Codet5: Identifier-aware unified pre-trained encoder-decoder models for code understanding and generation," *arXiv preprint arXiv:2109.00859*, 2021.
- [14] A. Radford, J. Wu, R. Child, D. Luan, D. Amodei, I. Sutskever *et al.*, "Language models are unsupervised multitask learners," *OpenAI blog*, vol. 1, no. 8, p. 9, 2019.
- [15] L. Phan, H. Tran, D. Le, H. Nguyen, J. Anibal, A. Peltekian, and Y. Ye, "Cotext: Multi-task learning with code-text transformer," *arXiv preprint arXiv:2105.08645*, 2021.
- [16] T. Kudo and J. Richardson, "Sentencepiece: A simple and language independent subword tokenizer and detokenizer for neural text processing," *arXiv preprint arXiv:1808.06226*, 2018.
- [17] V.-A. Nguyen, D. Q. Nguyen, V. Nguyen, T. Le, Q. H. Tran, and D. Phung, "Regvd: Revisiting graph neural networks for vulnerability detection," in *Proceedings of the ACM/IEEE 44th International Conference on Software Engineering: Companion Proceedings*, 2022, pp. 178–182.
- [18] X. Cheng, G. Zhang, H. Wang, and Y. Sui, "Path-sensitive code embedding via contrastive learning for software vulnerability detection," in *Proceedings of the 31st ACM SIGSOFT International Symposium on Software Testing and Analysis*, 2022, pp. 519–531.
- [19] Y. Hu, S. Wang, W. Li, J. Peng, Y. Wu, D. Zou, and H. Jin, "Interpreters for gnn-based vulnerability detection: Are we there yet?" in *Proceedings of the 32nd ACM SIGSOFT International Symposium on Software Testing and Analysis*, ser. ISSTA 2023. New York, NY, USA: Association for Computing Machinery, 2023, p. 1407–1419. [Online]. Available: <https://doi.org/10.1145/3597926.3598145>
- [20] F. Yamaguchi, N. Golde, D. Arp, and K. Rieck, "Modeling and discovering vulnerabilities with code property graphs," in *2014 IEEE symposium on security and privacy*. IEEE, 2014, pp. 590–604.
- [21] S. Suneja, Y. Zheng, Y. Zhuang, J. Laredo, and A. Morari, "Learning to map source code to software vulnerability using code-as-a-graph," *arXiv preprint arXiv:2006.08614*, 2020.
- [22] Q. Feng, C. Feng, and W. Hong, "Graph neural network-based vulnerability predication," in *2020 IEEE international conference on software maintenance and evolution (ICSM)*. IEEE, 2020, pp. 800–801.
- [23] Y. Zhou, S. Liu, J. Siow, X. Du, and Y. Liu, "Devign: Effective vulnerability identification by learning comprehensive program semantics via graph neural networks," *Advances in neural information processing systems*, vol. 32, 2019.
- [24] S. Chakraborty, R. Krishna, Y. Ding, and B. Ray, "Deep learning based vulnerability detection: Are we there yet?" *IEEE Transactions on Software Engineering*, vol. 48, no. 9, pp. 3280–3296, 2021.
- [25] W. Zheng, Y. Jiang, and X. Su, "Vulspg: Vulnerability detection based on slice property graph representation learning," in *2021 IEEE 32nd International Symposium on Software Reliability Engineering (ISSRE)*. IEEE, 2021, pp. 457–467.
- [26] Y. Chen, Z. Ding, L. Alowain, X. Chen, and D. Wagner, "Diversevul: A new vulnerable source code dataset for deep learning based vulnerability detection," in *Proceedings of the 26th International Symposium on Research in Attacks, Intrusions and Defenses*, 2023, pp. 654–668.
- [27] S. Lu, D. Guo, S. Ren, J. Huang, A. Svyatkovskiy, A. Blanco, C. Clement, D. Drain, D. Jiang, D. Tang *et al.*, "Codexglue: A machine learning benchmark dataset for code understanding and generation," *arXiv preprint arXiv:2102.04664*, 2021.
- [28] Anon. (2023) The bug hunter's workbench. [Online]. Available: <https://joern.io/>
- [29] T. Mikolov, K. Chen, G. Corrado, and J. Dean, "Efficient estimation of word representations in vector space," *arXiv preprint arXiv:1301.3781*, 2013.
- [30] A. Araabi, C. Monz, and V. Niculae, "How effective is byte pair encoding for out-of-vocabulary words in neural machine translation?" *arXiv preprint arXiv:2208.05225*, 2022.
- [31] Y. Lin, Y. Meng, X. Sun, Q. Han, K. Kuang, J. Li, and F. Wu, "Bertgcn: Transductive text classification by combining gcn and bert," *arXiv preprint arXiv:2105.05727*, 2021.
- [32] J. Devlin, M.-W. Chang, K. Lee, and K. Toutanova, "Bert: Pre-training of deep bidirectional transformers for language understanding," *arXiv preprint arXiv:1810.04805*, 2018.
- [33] L. Yao, C. Mao, and Y. Luo, "Graph convolutional networks for text classification," in *Proceedings of the AAAI conference on artificial intelligence*, vol. 33, no. 01, 2019, pp. 7370–7377.
- [34] B. Guo, C. Zhang, J. Liu, and X. Ma, "Improving text classification with weighted word embeddings via a multi-channel textcnn model," *Neurocomputing*, vol. 363, pp. 366–374, 2019.

- [35] M. Pan, P. Wu, Y. Zou, C. Ruan, and T. Zhang, "An automatic vulnerability classification framework based on bigru-textcnn," *Procedia Computer Science*, vol. 222, pp. 377–386, 2023.
- [36] K. Napier, T. Bhowmik, and S. Wang, "An empirical study of text-based machine learning models for vulnerability detection," *Empirical Software Engineering*, vol. 28, no. 2, p. 38, 2023.
- [37] W. Tang, M. Tang, M. Ban, Z. Zhao, and M. Feng, "Csgvd: A deep learning approach combining sequence and graph embedding for source code vulnerability detection," *Journal of Systems and Software*, vol. 199, p. 111623, 2023.
- [38] S. Chakraborty, T. Ahmed, Y. Ding, P. T. Devanbu, and B. Ray, "Natgen: generative pre-training by "naturalizing" source code," in *Proceedings of the 30th ACM joint european software engineering conference and symposium on the foundations of software engineering, 2022*, pp. 18–30.
- [39] F. F. Xu, U. Alon, G. Neubig, and V. J. Hellendoorn, "A systematic evaluation of large language models of code," in *Proceedings of the 6th ACM SIGPLAN International Symposium on Machine Programming, 2022*, pp. 1–10.
- [40] E. Shi, Y. Wang, H. Zhang, L. Du, S. Han, D. Zhang, and H. Sun, "Towards efficient fine-tuning of pre-trained code models: An experimental study and beyond," in *Proceedings of the 32nd ACM SIGSOFT International Symposium on Software Testing and Analysis*, ser. ISSTA 2023. New York, NY, USA: Association for Computing Machinery, 2023, p. 39–51. [Online]. Available: <https://doi.org/10.1145/3597926.3598036>
- [41] T. N. Kipf and M. Welling, "Semi-supervised classification with graph convolutional networks," *arXiv preprint arXiv:1609.02907*, 2016.
- [42] P. Veličković, G. Cucurull, A. Casanova, A. Romero, P. Lio, and Y. Bengio, "Graph attention networks," *arXiv preprint arXiv:1710.10903*, 2017.