

Deep Overlapping Community Search via Subspace Embedding

Qing Sima

University of New South Wales
Sydney, Australia
q.sima@unsw.edu.au

Jianke Yu

University of Technology Sydney
Sydney, Australia
jianke.yu@student.uts.edu.au

Xiaoyang Wang

University of New South Wales
Sydney, Australia
xiaoyang.wang1@unsw.edu.au

Wenjie Zhang

University of New South Wales
Sydney, Australia
wenjie.zhang@unsw.edu.au

Ying Zhang

University of Technology Sydney
Sydney, Australia
ying.zhang@uts.edu.au

Xuemin Lin

Shanghai Jiao Tong University
Shanghai, China
xuemin.lin@sjtu.edu.cn

ABSTRACT

Community search (CS) aims to identify a set of nodes based on a specified query, leveraging structural cohesiveness and attribute homogeneity. This task enjoys various applications, ranging from fraud detection to recommender systems. In contrast to algorithm-based approaches, graph neural network (GNN) based methods define communities using ground truth labels, leveraging prior knowledge to explore patterns from graph structures and node features. However, existing solutions face three major limitations: 1) GNN-based models primarily focus on the disjoint community structure, disregarding the nature of nodes belonging to multiple communities. 2) These model structures suffer from low-order awareness and severe efficiency issues. 3) The identified community is subject to the free-rider and boundary effects. In this paper, we propose Simplified Multi-hop Attention Networks (SMN), which consist of three designs. First, we introduce a subspace community embedding technique called Sparse Subspace Filter (SSF). SSF enables the projection of community embeddings into distinct vector subspaces, accommodating the nature of overlapping and nesting community structures. In addition, we propose a lightweight model structure and a hop-wise attention mechanism to capture high-order patterns while improving model efficiency. Furthermore, two search algorithms are developed to minimise the latent space’s community radius, addressing the challenges of free-rider and boundary effects. To the best of our knowledge, this is the first learning-based study of overlapping community search. Extensive experiments validate the superior performance of SMN compared with the state-of-the-art approaches. SMN archives 14.73% improvements in F1-Score and up to 3 orders of magnitude acceleration in model efficiency.

1 INTRODUCTION

Identifying a closely interrelated community based on a query node is a long-standing focus within database research. It facilitates extensive applications, including fraud detection [11, 28] and recommender systems [15, 19]. In real-world scenarios, nodes are observed to engage with multiple communities, each exhibiting distinct characteristics such as sizes, connectivity, levels of cohesiveness, and attribute patterns. The overlapping community structure enables each node to interact with more than one community [5, 14, 45]. It’s worth noting that within overlapping environments, not all communities containing the query node are equally valuable for end users. Users value the “purity” of the identified set of nodes, expecting the model to predictively segregate a

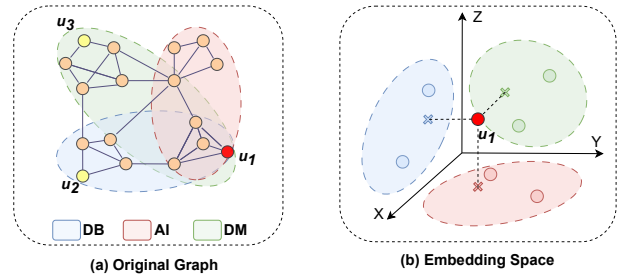


Figure 1: Subspace community embedding

selected target community from the overlapping community structures. Therefore, the interactive selection of one target community from the databases becomes essential. For example, Figure 1(a) illustrates a citation network, where communities are defined as different research areas such as Database (DB), Artificial Intelligence (AI), Data Mining (DM), etc. In this illustration, the query node u_1 is associated with all three communities. If DB is selected as the target community, the resulting set may involve u_2 while ignoring u_3 due to the non-targeted joint affiliation of u_1 and u_3 with DM. Therefore, all the returned papers should at least belong to the DB domain, and papers that solely fall into the DM domain should be excluded. In addition, the intersection between the AI and DB communities becomes highly valuable for individuals interested in cross-domain research, like AI4DB. In this case, the model should allow users to select more than one target community and ensure that only nodes with all specified affiliations are returned. Compared to disjoint community search [15, 23, 28], overlapping community search (OCS) is a more challenging problem and has not received extensive attention in existing learning-based literature. The study of OCS yields potential benefits across various applications. For example, it enables the precise extraction of fraudulent entities from multiple communities [44], the recommendation of products to the most valuable community [30], and the discovery of literature in the cross-domain [34].

Existing solutions. Existing models for CS can be divided into algorithm-based and GNN-based approaches. Algorithm-based models define a community as a cohesive group of nodes (e.g. [12, 16, 33]). However, real-world applications often do not conform to these rule-based algorithms for two reasons. Firstly, predefined cohesive metrics may not accurately reflect real communities. Secondly, these approaches only capture linear attribute-wise patterns and tend

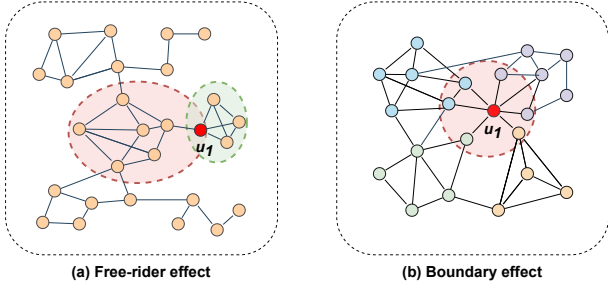


Figure 2: Query independency and boundary effect

to measure structural cohesiveness and attribute homogeneity independently [23]. Algorithm-based overlap community search is designed to discover multiple subgraphs containing the query node with the same level of cohesiveness or density [5, 14, 45]. Nevertheless, these models typically only consider the overlapping affiliation toward the query node, disregarding that other nodes may also belong to multiple communities. Additionally, the absence of label awareness leads to difficulties in identifying and segregating nodes belonging to the target label [24]. These limitations negatively affect the performance of algorithm-based approaches in downstream tasks, especially in overlapping communities [7, 15, 19].

Existing GNN-based community search models are task-orientated and identify communities using ground truth labels [15, 23, 28]. GNN-based models offer flexibility in structure constraints, allowing them to identify communities by considering higher-order relationships. These models effectively learn non-linear attribute-wise patterns, distinguishing nodes dependently based on structure and attribute information. Current models are built with Graph Neural Networks (GNNs) [17, 25, 35, 43], such as ICS-GNN [15], QDGNN [23] and COCLEP [28]. ICS-GNN employs an online setting, iteratively crawling a candidate subgraph and conducting the community search for each query. QDGNN proposes an offline approach, introducing a query and a graph encoder to capture local and global patterns. COCLEP extends the QDGNN framework by using contrastive learning to reduce the human effort in labelling.

Challenges and our approaches. Although extensive work has been conducted on learning-based community search, three main challenges remain open. 1) Existing GNN-based approaches primarily focus on disjoint community structures, while real-life communities often overlap. Within an overlapping structure, current models tend to group nodes together if they share any joint affiliation. This design fails to distinguish nodes from overlapping communities, compromising the purity of the identified set. 2) Existing models primarily use GNN layers for propagation, suffering challenges related to slow training and low-order awareness (oversmoothing) [4, 46]. These constraints restrict the depth of the model to a small number of layers (typically no more than three), limiting the model’s receptive field. 3) The free-rider [42] and the boundary effects compromise the quality of the identified community. ICS-GNN and QDGNN identify communities using the GNN score, representing the probability that nodes have the same community label as the query. This approach is subject to the free-rider effect, causing query-independency, and often fails to identify the optimal set of nodes. For example, in Figure 2(a), given u_1 as the query, these approaches tend to return a group of nodes represented by the red circle. The returned set contains nodes with the highest probability

of belonging to a specific community label. However, it may not be inherently query-related, as there exists a group of nodes (depicted by the green circle) demonstrating closer relations to u_1 . In contrast, COCLEP defines the community as a set of nodes surrounding the query in the embedding space. Under this definition, the identified community is affected by the boundary effect, as the query node is not always at the centre of the community, as shown in Figure 2(b). To address the aforementioned challenges, we propose Simplified Multi-hop Attention Network (SMN), a light yet effective model.

Overlapping communities. To tackle the challenge of identifying and segregating nodes with overlapping community affiliations, we introduce a subspace community embedding technique named Sparse Subspace Filter (SSF). SSF is implemented as a sparse matrix, representing each community by a sparse embedding. Using sparse vectors to represent communities will enable node embeddings to fall into multiple subspaces simultaneously, effectively addressing the overlapping community structure. Figure 1(b) illustrates an example of learned subspace embeddings. As u_1 belongs to three communities, it can be projected into three subspaces: green (the Z-Y plane), red (the X-Y plane), and blue (the X-Z plane). These subspaces denote the node affiliation of the respective research areas. When searching for a target community, the learnt sparse community embeddings are used as a basis vector to project nodes into the underlying subspace. The community search is then conducted exclusively within the target subspace. In addition, the proposed technique can be extended to the scenario with multiple target communities, efficiently identifying the intersection between communities without the need to enumerate the entire graph for community affiliations.

Low-order awareness and slow training. In order to combat the oversmoothing issue, we propose a hop-wise attention mechanism that assigns weights to multichannel inputs collected from different hops. Instead of uniformly aggregating messages from nodes with different hop distances, the hop-wise attention controls the aggregation. This mechanism addresses the oversmoothing problem by assigning lower weights to the hops with minimal contribution, assisting in the differentiation of nodes across various communities. This approach ensures robustness against oversmoothing and maintains adaptability in the model receptive fields, capturing high-order patterns. To enhance model training efficiency, we replace the expensive query encoder with a simplified framework. By removing the non-linear activation between layers and aggregating neighbourhood information during preprocessing, the optimisation speed of the model is significantly improved.

Free-rider and boundary effect. To ensure that the identified community is query-dependent and robust to the boundary effect, we first propose a community search algorithm named subspace top- k similarity search (Sub-Topk). Like COCLEP, the algorithm identifies a community by measuring the node similarity to the query. Comparatively, leveraging the subspace embeddings, the similarity is measured by projecting node embeddings into the target subspace. During this projection, irrelevant dimensions are converted to zero. Sub-Topk then searches for k nodes that exhibit the highest similarity within the targeted subspace. This implies that the difference in the irrelevant dimensions among nodes will be ignored when measuring similarity. The algorithm effectively addresses the boundary

effect, in which nodes from other communities tend to demonstrate lower similarities by projecting into the target subspace. Therefore, it eliminates the noise from other shared community affiliations and exclusively focuses on the target.

To further improve it, we propose a spatial-aware algorithm called subspace cohesive community search (Sub-CS). The algorithm aims to minimise the community “radius” within the target subspace. In this context, the “radius” is measured by internal similarity among community members. These two proposed algorithms operate based on different scenarios, demonstrating notable model efficiency and effectiveness.

Contributions. The main contributions of this paper are summarised as follows:

- To the best of our knowledge, we are the first to formally define the problem of overlapping community search in deep learning. We further propose the subspace community embedding technique for OCS, which is also efficient in finding the intersection among multiple communities.
- We propose the Simplified Multi-hop Attention Network, which captures high-order patterns by mitigating the over-smoothing issue while preserving model training efficiency.
- We analyse the limitations of existing search algorithms and develop two query-related subspace search algorithms while addressing the free-rider and boundary effects.
- Extensive experiments are conducted on 4 disjoint and 9 overlapping community datasets. The results demonstrate the proposed model and algorithms outperform state-of-the-art methods in the F1-Score by 5.85% on disjoint community search and 14.73% on overlapping community search. Additionally, our approach improves model training and online query efficiency by 3 and 2 orders of magnitude.

2 PRELIMINARIES

2.1 Problem Definition

Let $G = (V, E)$ be an undirected graph with a set V of nodes and a set E of edges. Let $n = |V|$ and $m = |E|$ be the number of nodes and edges, respectively. Given a node $u \in V$, $N(u) = \{v | (u, v) \in E\}$ is the neighbour set of u . The adjacency matrix of G is denoted as $A \in \{0, 1\}^{n \times n}$, where $A_{i,j} = 1$, if $(v_i, v_j) \in E$, otherwise $A_{i,j} = 0$. $X = \{X_1, X_2, \dots, X_n\}$ is the set of node features and X_i represents the node features of v_i . Given a query node q , the CS problem aims to find a k -sized set of nodes containing the query from G [15, 23, 28]. Under the overlapping community structure, each node u belongs to more than one community, i.e., $u \in C_u = \{C_u^{z_1}, C_u^{z_2}, \dots, C_u^{z_i}\}$, where C_u is the set of communities contains q , and $z_i \in Z$ is the label of a community. Users are allowed to select a target community label $t \in Z$ to guide the community search.

DEFINITION 2.1 (OVERLAPPING COMMUNITY SEARCH, OCS). Given a graph G , a query node q , a community size k , and a target community label $t \in Z$, OCS aims to identify a k -sized group of nodes that belongs to the target community C_q^t .

Under this definition, the user is only interested in a single community, i.e., the target community. However, due to the complexity of the overlapping structure, a single target community might not be adequate when describing a desired group of nodes. It is often

preferable to define a more refined community by considering the intersection of multiple target groups. Therefore, we extend OCS by introducing the following definition to enhance flexibility.

DEFINITION 2.2 (OVERLAPPING COMMUNITIES INTERSECTION SEARCH, OCIS). Given a graph G , a query node q , a community size k , and multiple target community labels $T_q = \{t_1, t_2, \dots, t_i\} \in Z$, OCIS aims to search for the user-specified intersection set \hat{C}_q of size k such that $\hat{C}_q \subseteq C_q^{t_1} \cap C_q^{t_2} \cap \dots \cap C_q^{t_i}$.

Within this definition, it is important to note that the target group may not be assigned a distinct label within the ground truth data. The intersection of multiple communities represents a refined community valuable to end users. It is worth mentioning that employing a brute-force approach, which involves enumerating all nodes for community prediction and then joining multiple communities to determine the intersection, is an impractical strategy. Therefore, we aim to efficiently identify the intersection without enumerating the dataset.

In this research, the overlapping community search task operates in a semi-supervised framework. Commencing with a graph represented as $G(V, E)$, the model is trained on a small fraction of the dataset. Given a query node q and a community size k , the model leverages its training to predict community affiliations. Following this prediction, the user is allowed to select one or more communities as their target. Subsequently, a community of size k is identified, aligning with the user-specified requirements.

2.2 Graph Convolutional Network

The graph convolutional network (GCN) [25] is the most commonly employed variant of GNN, employing a low-pass filter (the first-order adjacency matrix) to gather information solely from its neighbours rather than all local nodes. The propagation process is represented as Equation 1:

$$H^{(l+1)} = \sigma(\bar{D}^{-\frac{1}{2}} \bar{A} \bar{D}^{-\frac{1}{2}} H^l W^l), \quad (1)$$

where H^l is the hidden state from the previous layer, \bar{D} is the normalised degree matrix, \bar{A} is the adjacency matrix with self-loop, W^l is the learnable weight matrix and σ is an activation function. $\bar{A}H^l$ demonstrates how a node aggregates information from its one-hop neighbours, aggregation functions include $\text{sum}(\cdot)$, $\text{mean}(\cdot)$, $\text{max}(\cdot)$, and $\text{linear}(\cdot)$. The activation functions add non-linearity between layers and prevent multiple linear functions from collapsing into a single one. Common activation functions include $\text{ReLU}(\cdot)$, $\text{sigmoid}(\cdot)$, and $\text{LeakyReLU}(\cdot)$. Loss is computed by comparing the model output with the ground truth and using backpropagation to update model parameters iteratively.

In contrast to other deep learning models, a deeper GCN does not enhance its expressiveness. With each additional layer, the receptive field of the GCN expands by one hop. Deeper models lead nodes to aggregate information from the entire graph, diminishing its ability to distinguish nodes, known as over-smoothing [27].

3 SMN VIA SUBSPACE EMBEDDING

This section elaborates on the design details of the proposed SMN across the three aforementioned components: simplified multi-hop

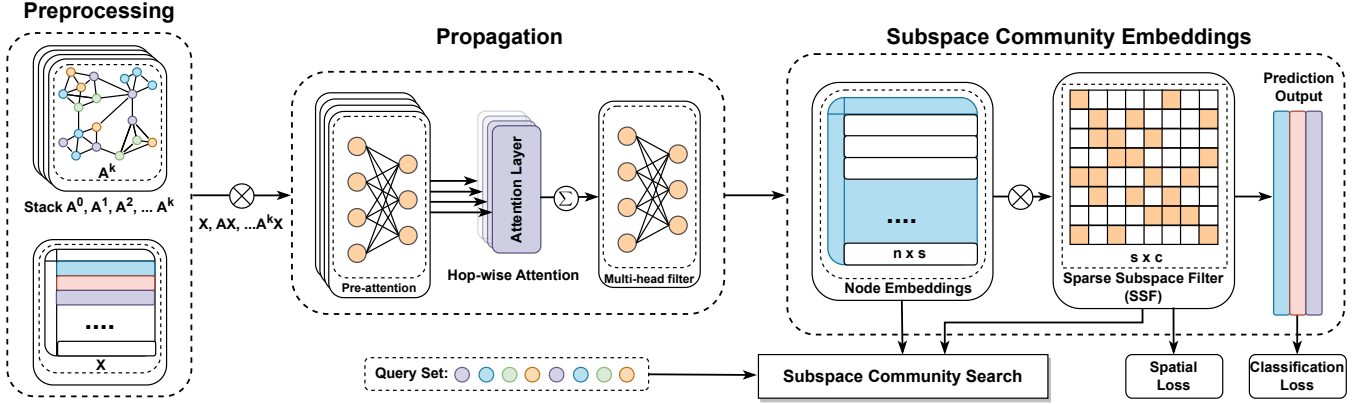


Figure 3: The architecture of SMN

attention, subspace community embedding, and subspace community search. We first introduce the framework of SMN to establish a comprehensive understanding. Subsequently, we present the simplified multi-hop attention by introducing the preprocessing and propagation stages of the model. The subspace community embedding is then explained, followed by the implementation details of subspace community search algorithms.

3.1 Framework

Figure 3 presents the framework of SMN, which consists of three main components, including preprocessing, propagation, and subspace community embedding.

During preprocessing, SMN generates multichannel input by stacking messages from different hops. Aggregating neighbourhood information during preprocessing eliminates the need for the expensive message-passing stage during the model propagation. The propagation stage consists of three layers: a pre-attention layer, a hop-wise attention layer, and a multi-head filter layer. The pre-attention layer inputs the original features from each hop to linearly transform the multi-hop messages. The messages are then fused into single-channel messages through a hop-wise attention layer. The resulting outputs are further transformed through a multi-head filter layer, yielding the final embeddings. The hop-wise attention mechanism assigns decaying weights to messages from various hops based on their contributions, effectively addressing the oversmoothing issue.

A sparse subspace filter (SSF) is a trainable matrix with the shape of (s, c) , where s is the dimension of the final node embeddings, and c is the total number of communities. Each column in SSF is trained to represent the embedding for the underlying community. The model parameters and SSF are updated through classification loss and spatial loss. The sparse community embeddings in SSF effectively address the challenges of segregating a specific community, benefiting overlapping community search. Upon completion of the training process, the query node, the final embeddings, and SSF are input into the search algorithm. Given a query node, the community can be identified by seeking highly correlated nodes within the specified subspace. Notably, the proposed search algorithm is query-dependent while mitigating the boundary effect. Further details on each component will be provided in the subsequent sections.

3.2 SMN: Preprocessing and Propagation

Preprocessing. The preprocessing stage can be split into aggregation and normalisation. Inspired by the works [40, 41], SMN removes the non-linear activation function during aggregation to improve the model convergence speed. As proved by Wei et al. [40], linear propagation performs similarly to non-linear propagation, especially when graph structures are more informative. A two-layer GCN can be represented as Equation 2:

$$Z = \text{softmax}(\hat{A} \times \text{ReLU}(\hat{A}XW^{(0)})W^{(1)}), \quad (2)$$

where Z is the final output, softmax is a classifier that maps the probability of nodes belonging to different classes. $\text{ReLU}(\cdot)$ is the activation function to provide nonlinearity to the model. \hat{A} denotes the degree normalised adjacent matrix, X is a matrix storing all node features and W is a learnable matrix. W^0W^1 represents weighted matrices for different layers of the networks. By removing the activation functions, SMN with the same receptive fields can be represented as Equation 3:

$$\begin{aligned} Z &= \text{softmax}(\hat{A} \times (\hat{A}XW^{(0)})) \\ &= \text{softmax}(\hat{A}^2XW^{(0)}). \end{aligned} \quad (3)$$

Since the computation of \hat{A}^2X is essentially equal to a preprocessing step, the model parameters are reduced to the logistic regression model level. Moreover, instead of directly using \hat{A}^kX as input, SMN iteratively stacks adjacency matrices from different hops $\hat{A}^0, \hat{A}^1, \dots, \hat{A}^k$, and generates a multichannel input by assigning node features such as $X, \hat{A}X, \dots, \hat{A}^kX$. The k -th channel represents the node feature matrix with a $k-1$ hop receptive field. By aggregating neighbourhood information during preprocessing, SMN eliminates the necessity of a graph convolutional layer and a distinctive query encoder but employs a fully connected layer instead. This approach solves the slow training issue encountered in models like QDGNN and COCLEP, accelerating model optimisation speed.

In degree normalisation, the adjacency matrix of GCN is normalised as $\hat{A} = \bar{D}^{-\frac{1}{2}} \bar{A} \bar{D}^{-\frac{1}{2}}$. Where $\bar{A} = A + I$ and I is the identity matrix, representing each node in A to add a self-loop by $A + I$ before normalisation. The self-loop avoids the loss of self-features during aggregation. Comparatively, degree normalisation in SMN



Figure 4: Self-loop oversmooth messages received

is depicted in Equation 4:

$$\tilde{A} = D^{-\frac{1}{2}} A D^{-\frac{1}{2}}, \quad (4)$$

where A and D represent the adjacency and the degree matrices without self-loop. SMN specifically removes the self-loop for two reasons: First, SMN takes the input of $\tilde{A}^0 X, \tilde{A}^1 X, \dots, \tilde{A}^k X$, where $\tilde{A}^0 X = X$ is the initial features matrix which prevents the loss of the self-features. Furthermore, removing the self-loop reduces redundancy during message passing and further differentiates messages collected from each hop [20]. Figure 4 illustrates the comparison of adjacency matrices with and without self-loops. In the first row, self-loops demonstrate a notable acceleration in graph exploration, causing oversmoothing within three hops. Comparatively, removing self-loops leads to a better contrast across the adjacency matrices among various hops. It can be seen that the 1-hop no self-loops matrix primarily focuses on direct neighbours, presented as the matrix's top-right and bottom-left corners. In contrast, the 2-hop matrix emphasises neighbours with a 2-hop distance (top-left and bottom-right corners). This feature slows down the oversmoothing progress while enabling hop-wise attention to capture distinct patterns from different hops [39].

Propagation: hop-wise multi-head attention. The hop-wise multi-head attention mechanism regulates the aggregation of messages from various hops, enabling the model to capture higher-order patterns by mitigating the oversmoothing effect. SMN first applies a pre-attention layer to transform the initial features linearly to obtain sufficient expressive power. Here, the weight matrix W^l is shared across nodes and hops. We then perform self-attention on the hidden state to compute the attention coefficients as Equation 5:

$$\begin{aligned} e_i &= a(W^l H_0, W^l H_i) : i \in [0..k] \\ &= (\vec{a}^T W^l H_0 + \vec{a}^T W^l H_i), \end{aligned} \quad (5)$$

where e_i indicates the importance of H_i the i th-hop features toward H_0 the zero-hop (self-features matrix). \vec{a} is a shared attention mechanism $\vec{a} \in \mathbb{R}^{F'}$, and k is the number of hops. To fuse the message from different hops, the coefficients are first activated by

Algorithm 1: Preprocessing and SMN propagation

Input : Feature matrix X , the adjacency matrix \tilde{A} , the number of hops k , the sparsity rate r
Output : Model output O , final embeddings \mathcal{H}_s , learned sparse subspace filter S

- 1 $\tilde{A} = D^{-\frac{1}{2}} A D^{-\frac{1}{2}};$
- 2 $\mathcal{H} = \{\tilde{A}^0 X, \tilde{A}^1 X, \dots, \tilde{A}^{(k-1)} X\};$
- 3 **for each** $H_i \in \mathcal{H}$ **do**
- 4 $H_i = \sigma(W^l H_i);$
- 5 $\alpha_i = \text{softmax}(a(H_0, H_i));$
- 6 **end for**
- 7 $\mathcal{H} = \text{AGG}(\alpha_i H_i)$, for $i = 0, \dots, k - 1;$
- 8 $\mathcal{H}_s = \sigma(W^r \mathcal{H});$
- 9 Initialize the subspace filter S ;
- 10 $S = \text{ApplySparsity}(S, r);$
- 11 $O = \mathcal{H}_s \times S;$
- 12 **return** $O, \mathcal{H}_s, S;$

a LeakyReLU and then normalised by the softmax as Equation 6:

$$\alpha_i = \frac{\exp(\text{LeakyReLU}(e_i))}{\sum_{j \in [0..k]} \exp(\text{LeakyReLU}(e_j))}. \quad (6)$$

The obtained final weights α fuse the multi-hop feature matrices into a single channel.

We observe that multi-head attention is beneficial to improve the model performance and stability further. Similar to the graph attention networks [35], multiple independent attention mechanisms are applied to the hidden state, and the output of each head is further concatenated into the final output. The model uses the multi-head filter W^r to fuse the output from different heads into final embeddings as Equation 7:

$$\mathcal{H}_s = \sigma\left(W^r \left(\|_{i=1}^I \sum_{k=0}^K \alpha_k^i W^l H_k\right)\right), \quad (7)$$

where I is the number of heads and K is the number of hops. The dimension of the final output \mathcal{H}_s is a hyperparameter that matches the dimensions of the subspace community embeddings. The output dimensions are closely related to the number of disjoint or overlapping communities in the dataset. Intuitively, the output dimension should be relatively higher in overlapping community datasets with more communities to cover complex community relationships.

The algorithm for SMN propagation is presented in algorithm 1. Lines 1-2 represent the preprocessing stage, stacking aggregated features from different hops. Lines 3-8 describe the model propagation stage. The preprocessed features are linearly transformed by W^l and then fused by the weight from hop-wise attention. The fused hidden state is then transformed by W^r . Lines 9-11 describe the subspace embeddings with details discussed in the next section.

Due to the oversmoothing effect, many GCN variants aggregate neighbourhood messages from a fixed three-hop distance, regardless of the difference in the graph size. Comparatively, the attention weights in SMN control the contribution from different hops instead of uniformly aggregating structure information. This hop-wise attention mechanism enhances the flexibility and robustness of SMN

by attending to broader receptive fields, capturing the unique graph structure across different real-life datasets.

3.3 Subspace Community Embedding

Classical subspace clustering [6, 29, 31] aims to learn a sparse self-expressive affinity matrix. Later, some learning-based subspace clustering approaches were proposed [3, 22], which efficiently learn pairwise affinities using a deep autoencoder model. The fundamental concept is representing the data using a sparse vector for spectral clustering. Inspired by this idea, we propose a sparse subspace filter (SSF) to represent communities. Extending the model to OCS aims to train node embeddings to closely align with their underlying community embeddings, simultaneously minimising Euclidean and cosine distances in the subspace. This section will introduce SSF and the associated loss functions.

Sparse subspace filter. SSF is initialised as a trainable matrix with dimensions of (s, c) , where s is the dimension of the output embeddings, and c denotes the number of communities. In the following, we detail our approach through three perspectives.

What roles does SSF play in our model? SSF plays two roles in the model, including the model classifier and the embedding matrix to guide the community search. In the role of a model classifier, SSF linearly transforms the node embeddings \mathcal{H}_s into a likelihood matrix of community affiliation. Each element of this matrix represents the likelihood that the node belongs to a corresponding community. The model output is evaluated against the ground truth, generating loss to update the model parameters. Hence, the elements within SSF control the weight of the corresponding elements in the learned embeddings that contribute to each community.

Moreover, the trained SSF plays a crucial role in assisting the community search. Since SMN effectively embeds nodes from the same community around the underlying SSF, the trained SSF can be treated as an embedding matrix representing all communities. During the community search, the columns in SSF serve as basis vectors, projecting all nodes into a subspace according to the target community, facilitating the search within the target subspace. The sparse matrix represents that different communities attend to various elements in the node embeddings. SSF ensures that the search algorithm only considers representative elements when identifying a group of nodes.

How SSF is designed? To induce sparsity while mitigating information loss, the elements of SSF with the least absolute value are converted to 0 based on a predefined sparsity rate as Equation 8:

$$S_{ij} = \begin{cases} S_{ij}, & \text{if } |S_{ij}| > \delta \\ 0, & \text{otherwise} \end{cases}, \quad (8)$$

where δ is the threshold determined by the sparsity rate, and s_{ij} is an element in SSF. This rate is applied to the SSF at the matrix level, allowing for different sparsity among columns. Sparsity enables each node to demonstrate high similarity with multiple communities, effectively addressing overlapping structures.

The non-zero elements in each column of SSF undergo L1 normalisation to ensure fair distribution among columns with different sparsity. Typically, embeddings of large communities are more sparse, with each element having a relatively higher value than

the dense embeddings representing small communities. This ensures that large communities have a loose constraint in estimating node affiliations and suggests a higher probability of demonstrating substantial similarity to node embeddings. Shared non-zero elements between large and small communities suggest a nesting structure. Consequently, nodes within the small community exhibit high similarity with their nesting communities.

How are the loss functions designed to train SSF? To ensure convergence, we adopted two loss functions and fused them to optimise the model parameters. We formulate the model output as a classification result, in which each element in the output $\mathbf{o} \in \mathbb{R}^c$ represents the likelihood of the underlying community. Here, $\mathbf{o}_v \in [0, 1]$ and $\mathbf{y}_v \in \{0, 1\}^c$ represent the prediction of the model and the ground truth label for a node v . The first loss is named classification loss, adopting the Cross-Entropy (CE) to minimise the difference between \mathbf{o}_v and \mathbf{y}_v for the node v which is shown as Equation 9:

$$\mathcal{L}_c = \sum_{v=1}^{\eta} -(\mathbf{y}_v \log(\mathbf{o}_v) + (1 - \mathbf{y}_v) \log(1 - \mathbf{o}_v)), \quad (9)$$

where η is the number of nodes in the batches or the training set, \mathcal{L}_c is used for measuring the error of model output against the ground truth community.

Furthermore, a spatial loss function is introduced to supervise the subspace mapping. For nodes belonging to a community, their embeddings should be proximate to their community embedding. Two distance metrics are employed, including Euclidean distance and cosine similarity. Both metrics compare the node embeddings against each SSF column representing a specific community. Loss is primarily generated on the non-zero elements to accommodate the overlapping community structure. Therefore, node embeddings are filtered by the basis vector of each column in SSF before measuring the distance against the underlying SSF. Discrepancies against zero-like elements in SSF are not penalised, given their potential contribution to other communities. The softmax or sigmoid functions are then applied to the distance and similarity to derive the likelihood of nodes belonging to each community. This output is averaged into the final spatial distance as Equation 10.

$$D = \frac{1}{2}(\sigma(-\text{dist}(\mathbf{h}_v, \mathbf{S})) + \sigma(\text{sim}(\mathbf{h}_v, \mathbf{S}))), \quad (10)$$

where σ represents either the softmax or sigmoid function, \mathbf{S} represents the SSF matrix, and $\mathbf{h}_v \in \mathcal{H}_s$ is the final embeddings, which are different from the likelihood of community affiliations \mathbf{o}_v . $\text{dist}(\cdot)$ and $\text{sim}(\cdot)$ represent the Euclidean distance and the cosine similarity. Similar to the classification loss, we compute the CE for the spatial loss \mathcal{L}_s as Equation 11:

$$\mathcal{L}_s = \sum_{v=1}^{\eta} -(\mathbf{y}_v \log(\mathbf{d}_v) + (1 - \mathbf{y}_v) \log(1 - \mathbf{d}_v)), \quad (11)$$

The final loss function is defined as follows:

$$\mathcal{L} = \frac{1}{2} \left(\frac{\mathcal{L}_c}{\theta_c^2} + \frac{\mathcal{L}_s}{\theta_s^2} \right), \quad (12)$$

where θ is a parameter the model trains to balance the above two loss functions. We observe that this fused loss function stabilises the model performance.

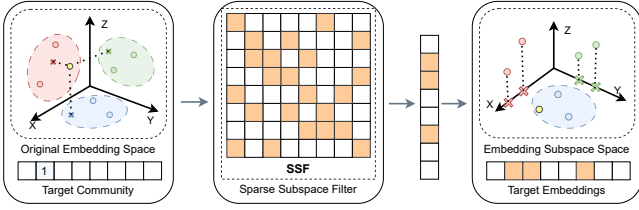


Figure 5: OCS for a single target community

3.4 Subspace Community Search

This section proposes two efficient query-dependent CS approaches while solving the boundary effect. Leveraging the subspace community embedding technique, we introduce a subspace top-k similarity search (Sub-Topk) and a subspace cohesive community search (Sub-CS). Both algorithms perform the community search in the subspace, which can be extended to OCS and OCIS by giving different target subspaces. As illustrated in Figure 5, the yellow node represents the query node, and our focus lies on the blue community. Using SSF to access the underlying community embeddings, all nodes are projected into the target subspace. Consequently, the search operation is limited to the specific community space.

Sub-Topk. We initiate a similarity-based approach known as Sub-Topk to identify a query-dependent community. The algorithm takes the query nodes and the test set as input. It begins by employing the trained SMN to predict the query community (or communities in overlapping community datasets). After identifying the target community, the algorithm retrieves the corresponding column (S_i) from SSF. The matrix $E \in \{0, 1\}^{s \times c}$ consist of basis vectors representing subspaces, $E_{i,j} = 1$, if $S_{i,j} \neq 0$; otherwise $E_{i,j} = 0$. Therefore, the corresponding column is converted to a basis vector E_i and maps both the query and test nodes to the community subspace by performing an element-wise product (SubspaceMapping(.)).

Similar to COCLEP, the community is constructed by maximising the similarity of node embeddings against the query. Comparatively, Sub-Topk specifically measures the similarity within the target subspace. Sub-Topk is powerful for extracting nodes exhibiting high-order structural and feature-wise similarity to the query node. The subspace search ensures that the similarity measurement only incorporates information relevant to the target community, effectively eliminating noise. In addition, nodes from other communities demonstrate longer distances by projecting nodes into the target subspace, thereby mitigating the boundary effect.

However, Sub-Topk has drawbacks regarding its reachability and community assumptions. Sub-Topk fails to ensure the reachability between the query and the identified set. It also assumes that the query is always located as the centroid of the community, which is unrealistic in the real scenario. Hence, we further proposed Sub-CS.

Sub-CS. Inspired by the idea of spatial-aware community search [12, 16], we introduce a subspace-aware community search (Sub-CS). The algorithm aims to locate a community with a small “radius” in the subspace. Subspace cohesiveness implies that the identified community should minimise the community radius in the latent subspace, with distance measured by cosine similarity. Similarly to QDGNN and ICS-GNN, we use BFS to explore a k -sized community from the query as the initial community while ensuring its reachability. Initially, the community centroid is computed by averaging

Algorithm 2: Cohesive community search (Sub-CS)

Input : Graph G , Query q , final embeddings \mathcal{H}_s , learned sparse subspace filter matrix S , the community size k , the hop limit l

Output : Community C_q

- 1 $\mathcal{H}_s = \text{SubspaceMapping}(\mathcal{H}_s, S_q)$;
- 2 $C_q = \{q\}$;
- 3 **for each** u encountered in a BFS in G from q **do**
- 4 Add u to C_q if $|C_q| < k$;
- 5 centroid = mean($\mathcal{H}_s[i]$), $i \in C_q$;
- 6 $P = \text{sim}(C_q, \text{centroid})$;
- 7 Find a node $c \in C_q$ with $P[c]$ smallest in C_q ;
- 8 **if** $c = q$ **then break**;
- 9 **if** hop = l **then break**;
- 10 $p_u = \text{sim}(u, \text{centroid})$;
- 11 **if** $p_u > P[c]$ **then**
- 12 $C_q.\text{remove}(c)$; $C_q.\text{add}(u)$;
- 13 centroid = mean($\mathcal{H}_s[i]$), $i \in C_q$;
- 14 **end if**
- 15 **end for**
- 16 **return** C_q ;

the node embeddings and measuring the cosine similarity against each node. Subsequently, we iteratively replace the least similar node in the current community with a newly encountered node if it exhibits higher similarity. This process continues and recomputes the centroid if the community is updated. The algorithm terminates if either the query node becomes the least similar node or the hop limit is reached, thereby constraining the searching range in both the original graph space and the latent embedding space. The details are illustrated in algorithm 2.

These two algorithms operate based on different scenarios. Sub-Topk prioritises high-order patterns and is well-suited for applications such as fraud detection, where fraudsters often demonstrate higher-order relationships without direct connections. On the other hand, Sub-CS is more suitable for the dataset values local structures.

4 OCS AND OCIS

SMN addresses overlapping community search (OCS) and overlapping communities intersection search (OCIS). This section discloses the detailed model configurations crafted explicitly for the aforementioned community search.

Overlapping community search (OCS). In datasets with overlapping communities, the value of communities to end users varies. Smaller communities tend to carry more information, particularly when the query node is also associated with popular and large communities. Following this observation, our model first forecasts all affiliations of the query, allowing users to select a specific community as the target. As depicted in Figure 5, the underlying column S_i is extracted from SSF once the target is determined. When searching for the community based on the query, node embeddings are projected into the underlying subspace through element-wise multiplication with the basis vector E_i representing a single community. Following this, the projected embeddings are fed into the previously discussed subspace search algorithms to identify the community.

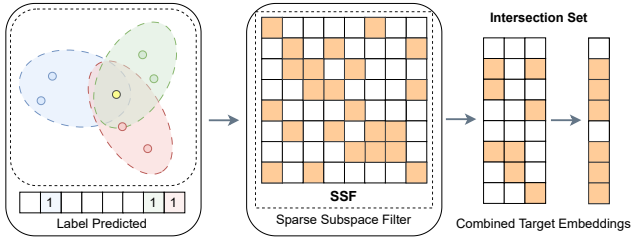


Figure 6: OCIS: Locate the intersection of communities

Overlapping communities intersection search (OCIS). In OCIS, SMN provides enhanced flexibility to end users by allowing the selection of multiple communities as the target and returning only their intersection. The brute-force approach identifies all target communities and determines their intersection by examining common nodes. However, this method leads to unacceptable complexity, as it requires first enumerating the entire dataset for community prediction, followed by costly intersection-finding operations. Leveraging subspace embedding techniques, SMN efficiently identifies the intersection while avoiding computational wastage. The rationale is that nodes in the intersection set should exhibit closer relationships with all community embeddings involved. In this study, we use a union operation, combining embeddings from multiple target communities to determine valuable elements. As depicted in Figure 6, the intersection set is represented by a combined embedding of all the targeted communities. The resulting vector of union operation generates more strict constraints when measuring similarity. This refined vector implies the overlapped subspace of multiple communities. Consequently, the identified nodes maintain high similarity with the embeddings representing each target community.

5 MODEL TRAINING, QUERYING AND COMPLEXITY

Model training stage. SMN operates in a semi-supervised transductive setting, with access to the complete data structure. While the entire dataset undergoes preprocessing, ground truth labels are masked during training. SMN can also transit to an inductive setting by preprocessing the training and testing sets separately. The semi-supervised nature of SMN involves using a minimal fraction of the data for training, 5% or less for the disjoint community dataset and 10% for the overlapping dataset. Throughout the training stage, SMN is optimised with the specified loss functions, yielding a set of model parameters tailored for online queries.

Online query stage. In the query stage, the model infers embeddings for both query and testing nodes based on the trained parameters. The offline setting indicated that the inference step only needs to run once, accommodating repetitive queries. Community identification utilises the trained SSF and the algorithms mentioned earlier. The interactive community search enables end users to provide a refined description of the desired community. Hyperparameters include community size and target communities.

Time complexity analysis. The time complexity of SMN consists of detailed considerations for both model training and community identification, addressing preprocessing and query time complexities, respectively. The feature processing adopts k -hop operations in the preprocessing stage, contributing $O(|V|^3 \times k)$. The subsequent

Table 1: Dataset statistics

Dataset		# Nodes	# Edges	# Com	# Feat
Disjoint	Cora	2,708	5,429	7	1,433
	Citeseer	3,312	4,732	6	3,703
	Pubmed	19,717	44,338	3	500
	Reddit	232,965	114M	41	300
Overlap	FB-0	348	2,852	3	224
	FB-107	418	4,815	4	576
	FB-348	228	3,416	4	161
	FB-414	160	1,843	2	105
	FB-686	171	1,824	6	63
	Chemistry	35,409	157,358	14	4,877
	CS	21,957	96,750	18	7,793
	Engineering	14,927	49,305	16	4,839
Medicine	63,282	810,314	17	5,538	

pre-attention layer involves $O(|V| \times d \times h)$, where d is the initial feature dimensions, and h is the hidden dimensions. The multi-hop attention introduces $O(|V| \times i \times h)$ complexity, where i is the number of heads. Hop-wise addition and weighted average fusion will take $O(|V|)$. As these operations will be run for k time, the total time complexity for the pre-attention and multi-hop attention layers is $O(k \times |V| \times h \times (d + i))$. The multi-head filter and SSF transformation will take $O(|V| \times h \times s)$ and $O(|V| \times s \times c)$. Where s represents the dimensions of SSF and c is the number of communities. The model is trained by t epochs. Therefore, the total time complexity for SMN training is $O(|V|^3 \times k + (|V| \times t \times (h \times k \times (d + i) + s \times (h + c))))$.

For Sub-Topk, applying the target SSF to map node features and computing cosine similarity against the query node will take $O(|V| \times h)$. To get the top k similarity, will take $O(|V| \times \log(k))$, where k is the community size. Therefore, the total time complexity for Sub-Topk will be $O(|V| \times (h + \log(k)))$.

For Sub-CS, applying the target SSF to map node features will take $O(|V| \times h)$. To conduct BFS and update the centroid will take $O(|E| \times k \times h)$. Therefore, the total time complexity will be $O((|E| \times k \times h) + (|V| \times h))$.

6 EXPERIMENTS

6.1 Experimental Setup

Datasets. We use 13 datasets to evaluate the performance of SMN, including 4 datasets demonstrating disjoint community structures and 9 datasets with overlapping structures. Datasets statistics are reported in Table 1. The Cora, Citeseer, and Pubmed are citation networks. Each attribute describes the presence of a keyword in the publication. More details are disclosed on Relational Dataset Repository¹. Reddit [18] is an online forum where nodes are posts and edges connect nodes if there is at least one comment from the same user. Facebook [26] is a social network dataset that contains five independent ego networks. Chemistry, Computer Science, Medicine, and Engineering are co-authorship networks constructed using data from the Microsoft Academic Graph (MAG)².

¹<https://relational.fit.cvut.cz/>

²<https://www.microsoft.com/en-us/research/project/open-academic-graph/>

Table 2: Training time (100 Epochs) on disjoint community

Method	Cora	Citeseer	Pubmed	Reddit
k -clique	0.41 s	0.46 s	21.7 s	–
CTC	0.02 s	0.03 s	0.04 s	707.5
k -core	0.02 s	0.01 s	0.11 s	543.7
QDGNN	360.4 s	382.5 s	400.2 s	11,055.1 s
COCLEP	547.0 s	510.5 s	700.1 s	OOM
SMN	4.4 s	4.1 s	3.6 s	7.6 s

Data splitting. By following the previous settings, SMN used 10% or less data during the training to mitigate the human effort on labelling. A standard splitting approach was applied in citation networks, utilising only 20 samples from each community, accounting for less than 2% of the total data. In the Reddit datasets, the splitting ratio for the training, validation, and test sets is 5:10:85. Similarly, for the Facebook and MAG datasets, the splitting ratio is 10:10:80.

Baseline models. We compare the performance of SMN against three algorithm-based methods (k -clique [5], CTC [21], and k -core [33]) and three SOTA GNN-based models (ICS-GNN [15], QDGNN [23], and COCLEP [28]). GNN-based models are all primarily focused on disjoint community structure. ICS-GNN shares the same configuration as the proposed SMN, targeting the identification of a k -sized community. QDGNN and COCLEP identify communities by training a threshold to measure GNN score and similarity. We extend their configurations to a k -sized community search by selecting the top k nodes with the highest GNN score or similarity. All baseline models follow the same parameter setting as SMN.

Query setting. The model inputs a set of query $Q = \{V_q, k\}$, where k is the community size. All query nodes are randomly selected to prevent potential bias. The community size k is decided by users, which can differ among datasets. In the experiment, we set 30 as the standard size. Due to the large scale of the Reddit dataset, the community size is set as 500.

Evaluation metrics. The evaluation of identified communities is conducted through two performance metrics: F1-Score [15, 23] and Jaccard similarity [28]. The true data is established as the target community label, with the labels of the identified nodes serving as the predicted data. To evaluate efficiency, the model training time and online querying time are recorded across different models. All results are averaged across 50 randomly selected queries to ensure the robustness and quality of the evaluation process.

Implementation Details and Experimental Environment. SMN is constructed with 16-hop receptive fields, 64 hidden dimensions, and two heads for multi-head attention, using a 32-dimensional SSF. Model training involves 100 epochs with a learning rate of 0.02. Due to its large size and dense graph structure for the Reddit dataset, SMN is configured with 4-hop receptive fields, maintaining other hyperparameters the same.

All the experiments are conducted on a machine with Intel Xeon Gold 6248R CPU, Nvidia A5000 GPU and 512GB memory.

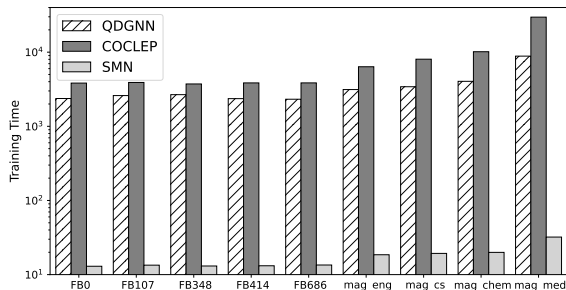


Figure 7: Training time on overlapping community

6.2 Disjoint Community Search Performance

Model effectiveness. Table 3 illustrate model performance on disjoint community datasets. The comparison is between baseline models, SMN (Sub-Topk) and SMN (Sub-CS) on three citation network datasets and one large-scale dataset - Reddit. Notably, although SMN is primarily crafted for OCS, it demonstrates superior performance on disjoint community search against SOTA models. SMN with Sub-Topk achieved the second-best performance across most datasets, except for the Citeseer dataset. Among the four datasets, Sub-CS outperforms the best baseline model by 5.85% and beats Sub-Topk by 3.93% in F1-Score on average. This improvement is mainly attributed to the hop-wise attention mechanism and the proposed search algorithms, leveraging the high-order patterns captured from a larger model receptive field.

Model training efficiency. Table 2 depicts the learning-based model training time against the algorithm-based model preprocessing time. Since ICS-GNN operates in an online setting and is trained and tested on a candidate subgraph, its training time is not included. While the algorithm-based approach exhibits high efficiency in small datasets, it faces scalability issues with large and dense datasets, such as Reddit, with more than 100 million edges. Compared to GNN-based models, the results reveal a significant acceleration in model training time achieved by the proposed SMN. It achieves a speedup of two orders of magnitude in the citation datasets and three orders of magnitude in Reddit.

Notably, QDGNN and COCLEP suffer from an obvious slow training issue, where training SMN on Reddit for 100 epochs takes only 7.6 seconds compared to QDGNN with 11,055.1 seconds, and COCLEP runs out of memory (OOM). This computational burden arises primarily from the framework of these models. Firstly, both models employ a query encoder and combine the embeddings from the query encoder with the graph encoder. Consequently, in every GCN layer, the query encoder must wait for the graph encoder to complete training on the entire training set. Using all nodes in the training set as queries implies an $O(|V_t|^2)$ time complexity where $|V_t|$ represents the number of nodes in the training set.

Secondly, as discussed in section 3, GCN layers suffer from slow training issues due to their aggregation process. This leads to the significant slowdown observed in Reddit, characterised by a dense graph structure with an average node degree of approximately 400. In contrast, the SMN model demonstrates enhanced scalability on dense graphs due to its light framework. A similar trend is also observed in overlapping datasets, as depicted in Figure 7.

Table 3: Jaccard and F1-Score (in%) of disjoint community search

Method	Cora		Citeseer		Pubmed		Reddit	
	Jaccard	F1-Score	Jaccard	F1-Score	Jaccard	F1-Score	Jaccard	F1-Score
<i>k</i> -clique	17.24	29.41	17.31	29.51	34.41	51.21	–	–
CTC	18.90	31.79	16.34	28.10	37.24	54.27	6.79	12.71
<i>k</i> -core	18.28	30.90	18.21	30.81	38.76	55.86	15.48	26.81
ICS-GNN	63.76	77.87	<u>62.32</u>	<u>76.79</u>	72.90	83.65	58.40	73.74
QDGNN	68.70	81.45	56.69	72.36	69.66	82.11	68.94	81.61
COCLEP	36.55	53.54	18.28	30.90	50.34	66.97	OOM	OOM
Sub-Topk	<u>75.93</u>	<u>86.32</u>	60.48	75.32	<u>73.38</u>	<u>83.91</u>	<u>74.85</u>	<u>85.62</u>
Sub-CS	80.03	88.91	67.20	80.38	76.29	86.55	83.85	91.06

[1]: OOM indicates out of memory; [2]: – indicates not finished within 2 days.

Table 4: Online query time of disjoint community search

Method	Cora	Citeseer	Pubmed	Reddit
<i>k</i> -clique	0.00038 s	0.00049 s	0.00207 s	–
CTC	0.00029 s	0.00052 s	0.00328 s	0.02124 s
<i>k</i> -core	0.00050 s	0.00050 s	0.00306 s	0.02013 s
ICS-GNN	3.952 s	3.331 s	4.142 s	25.986 s
QDGNN	0.02157 s	0.01604 s	0.02414 s	1.2191 s
COCLEP	0.01752 s	0.01778 s	0.02185 s	OOM
Sub-CS	0.04780 s	0.01933 s	0.04868 s	1.17923 s
Sub-Topk	0.00027 s	0.00078 s	0.00053 s	0.00213 s

Model query efficiency. Table 4 shows online query efficiency. ICS-GNN adopted online settings, meaning the model must be re-trained on every new query node and slow down the online query speed. QDGNN and COCLEP employ offline settings, but both models require a model inference step to predict the GNN score or similarity for a given query. Comparatively, Sub-CS and Sub-Topk approaches avoid the model inference step by conducting the search using the pretrained node and community embeddings. Sub-CS demonstrates a comparable efficiency in smaller datasets and slightly outperforms QDGNN on Reddit due to its large scale. In contrast, Sub-Topk achieved the best query efficiency, surpassing the existing best efficiency by two orders.

The above experiment results prove the performance of the proposed SMN in disjoint community search. The following section will discuss the model performance in OCS.

6.3 Overlapping Community Search

Overlapping community search (OCS). The model performance with Sub-Topk in overlapping community datasets is presented in Table 5. In OCS, the query is initially input into the trained model to predict a list of communities containing the query. Instead of selectively choosing a single community as the target, we iteratively use each community from the predicted list as the target and report the average performance to avoid bias. The community size is set at 30, and communities smaller than 30 are ignored. It is evident that SMN consistently demonstrates superior results against all baseline models, showcasing an average improvement of 7.95% and 6.88% in the F1-Score for the Facebook and MAG datasets. SMN identifies distinct sets of nodes by giving a single query targeting

different communities. In contrast, baseline models consistently identify the identical set of nodes when presented with a single query without considering the variations in the target community. Consequently, the community distribution significantly influences the performances of baseline models, leading to overestimation, especially favouring large communities.

Overlapping communities intersection search (OCIS). The performance of SMN in OCIS is further evaluated. This experiment uses all communities containing the query as the target. Therefore, the intersection is derived from the entire predicted list of query communities, ensuring that the intersection set includes at least one node, which is the query node itself. The target community size is set as 5 for OCIS to avoid the out-of-sample issue. A significant performance drop is observed when comparing the baseline model performance between OCS and OCIS. This deviation is attributed to OCIS being more challenging than OCS. Due to the baseline models being primarily built for disjoint community search, the performance is degraded when the dataset is heavily overlapped. For SMN, we observe a performance drop on FB686, with nodes having a maximum of six community affiliations. Due to the experiment setting, those six communities form a unique combination, adversely impacting SMN to identify five nodes sharing the same affiliations. Overall, SMN demonstrates stable performance in OCIS with a 14.73% F1-Score improvement on average. The results showcase the effectiveness of SMN in identifying an intersection set of multiple target communities.

6.4 Ablation Study and In-depth Analysis

In this section, we conduct various experiments to verify the effectiveness of each component in the proposed model. The ablation study has six experiments, including the oversmoothing test, the effectiveness test of SMN, SSF and search algorithms, and the sensitive test of the community size.

Exp-1: SMN oversmoothing test. This experiment evaluates the robustness of SMN on the oversmoothing issue. Figure 8a illustrates the performance of SMN across various receptive fields, ranging from 0 to 128 hops. The results demonstrate a stable performance with increasing hops. To further test the model robustness against oversmoothing, Table 6 report the model performance on node classification, where SMN-1 represent the model takes the single-channel input of $A^k X$. It can be seen that SMN demonstrates a

Table 5: SMN performance F1-Score (in%) in overlapping community search

Task	Method	FB-0	FB-107	FB-348	FB-414	FB-686	CHEM	CS	ENG	MED
OCS	<i>k</i> -clique	24.78	27.81	15.43	28.82	9.47	6.06	3.63	4.88	–
	CTC	25.88	30.24	13.66	31.19	8.81	5.47	5.58	6.14	7.78
	<i>k</i> -core	24.23	25.37	14.43	27.18	10.13	7.69	6.74	11.43	6.59
	ICSGNN	75.65	69.16	81.67	79.09	64.71	66.12	70.00	85.18	79.53
	QDGNN	71.55	74.84	80.99	76.21	61.51	77.20	84.09	82.58	82.36
	COCLEP	68.46	41.10	66.67	68.25	61.65	66.17	89.04	26.87	24.24
	SMN	79.96	94.74	83.95	89.74	67.33	91.69	89.04	90.57	85.06
OCIS	<i>k</i> -clique	22.24	20.20	12.60	9.75	6.11	4.88	3.12	4.06	–
	CTC	21.18	22.92	14.85	10.71	6.46	5.33	5.28	5.43	7.16
	<i>k</i> -core	25.06	20.90	23.99	18.11	11.52	7.19	6.24	11.08	5.89
	ICSGNN	58.58	53.05	78.88	44.41	51.67	81.56	65.62	60.70	75.83
	QDGNN	58.83	56.76	80.22	52.44	50.33	71.71	69.57	60.82	77.79
	COCLEP	66.67	0.00	75.98	10.34	43.22	41.38	32.69	54.71	22.25
	SMN	73.83	83.50	81.76	81.00	53.81	91.55	89.33	90.63	84.64

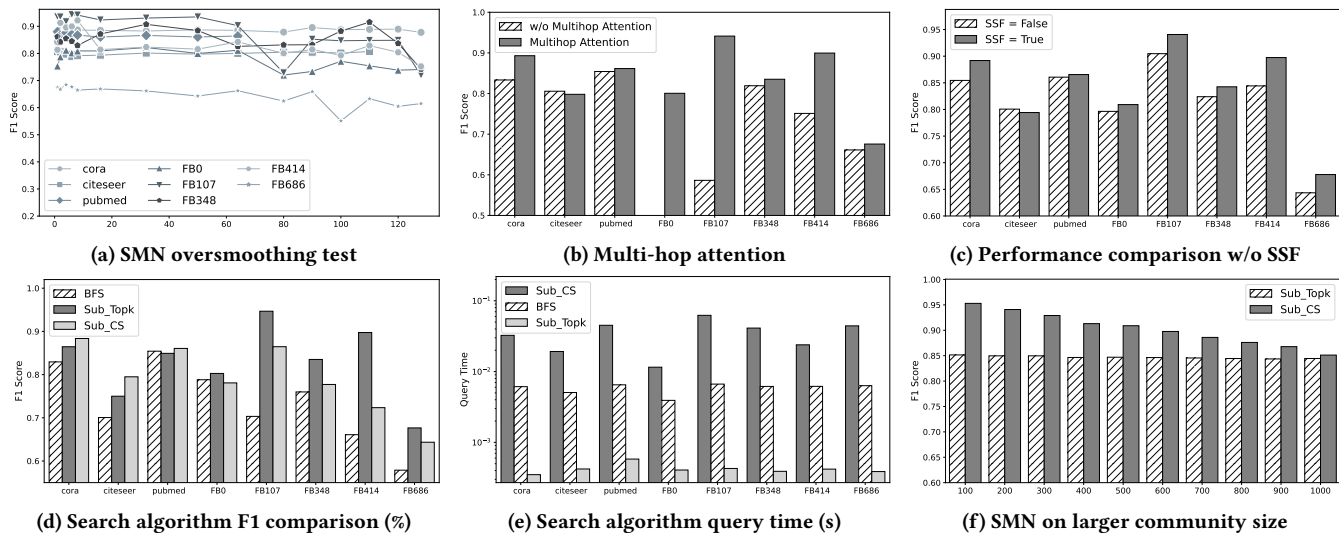


Figure 8: Ablation study and in-depth analysis

Table 6: Oversmoothing test: classification F1-Score (in%)

Dataset	# Hops	1	2	4	8	16	32	64	128
Cora	SMN-1	69.90	78.29	79.14	78.91	12.96	76.74	70.24	60.41
	SMN	57.50	73.78	79.32	81.35	81.57	81.24	80.58	80.47
Citeseer	SMN-1	7.94	63.51	7.94	64.35	63.33	65.43	66.04	65.55
	SMN	52.24	64.11	66.64	67.42	65.95	67.09	65.64	OOM
Pubmed	SMN-1	43.47	39.25	39.25	39.25	20.66	75.03	39.94	20.81
	SMN	69.87	71.85	75.66	76.78	77.35	78.59	78.61	OOM

stable and slightly increasing trend as the number of hops increases. The results imply that SMN is benefited by higher-order receptive fields while mitigating the oversmoothing effect. It should be noted that although a larger receptive field enables SMN to capture high-order patterns, it comes at the expense of a significant increase in computational cost. This is evident in cases where SMN ran out of memory dealing with Citeseer and Pubmed datasets on 128 hops.

Exp-2 Multi-hop Attention. In this experiment, we aim to demonstrate the ablation test on the multi-hop attention mechanism. As

illustrated in Figure 8b, the proposed attention mechanism improves performance across all datasets except for Citeseer. Particularly, the performance gap is notably evident in Facebook datasets. This discrepancy highlights the significant impact of oversmoothing on small datasets, further confirming the effectiveness of SMN in mitigating oversmoothing challenges.

Exp-3: Performance comparison w/o SSF. Figure 8c illustrates the model performance with and without SSF. The results show that applying SSF improves the model performance in all datasets except the Citeseer dataset. When comparing the performance between disjoint (the citation networks) and overlapping (the Facebook) datasets, SSF demonstrates a more significant improvement on overlapping datasets. These findings suggest SSF benefits community searching performance, especially on overlapping datasets.

Exp-4: Search algorithm F1 comparison. In this experiment Figure 8d, we aim to directly compare the model performance of the two proposed search algorithms and a vanilla BFS algorithm

exploring for nodes with the highest similarity against the query. Sub-CS demonstrates superior performance on disjoint datasets, while Sub-Topk is better on overlapping datasets. Both algorithms demonstrate good performance among all datasets and are superior compared to the BFS. Due to their variance in assumption, the two approaches are potentially useful for different datasets. Sub-CS is preferred when the target community is relatively cohesive and small, like social network recommendations. Sub-Topk is suitable for high-order community search due to its efficiency and relaxed connectivity constraints (this argument is further verified in **Exp-6**). Potential applications include fraud detection, where fraudsters rarely connect in real datasets.

Exp-5: Search algorithm query time comparison. In this experiment, we compare query efficiency among three search algorithms. The results are shown in Figure 8e. It can be observed that BFS is slightly faster compared to Sub-CS since Sub-CS uses BFS to explore neighbours while maintaining the subspace cohesiveness. Sub-Topk is the most efficient one, outperforming others by two orders in querying time.

Exp-6: SMN on larger community size. In this experiment, we assess the expressive power of SMN in identifying large communities. The results are shown in Figure 8f. Interestingly, when the community size increases, the performance of Sub-CS gradually decreases to the same level as Sub-Topk, while the performance of Sub-Topk remains unaffected. A possible explanation is that Sub-CS values local cohesiveness and connectivity, which may degrade its performance in a high-order community search.

7 RELATED WORK

Algorithm-based community search. The community search problem is well studied but has yet to have a widely accepted definition of community. Researchers for algorithm-based approaches defined a community as a cohesive subgraph, while each node shares similar attributes. There are algorithms define cohesiveness metrics including k -core [12, 16, 33], k -truss [1, 2, 21], and k -clique [5, 38, 45], which efficiently identify communities based on the graph structure. Moreover, researchers conducted studies on attributed graphs and extended their analysis by incorporating attribute constraints alongside structural considerations to identify a set of nodes with similar attributes [8–10, 32]. Algorithm-based OCS [5, 14, 45] enable the query node to possess multiple community affiliations with equivalent levels of cohesiveness, such as being part of two subgraphs that fulfil k -clique constraints. However, these models often return all communities containing the query nodes without the ability to selectively focus on a specific community. Nonetheless, the lack of label awareness hampers these models’ capacity to identify and separate nodes from distinct communities.

GNN-based community search. GNN and its variants have achieved considerable success in graph analytic tasks, including node classification [17, 25] and subgraph mining [36, 37]. The GNN model learns from predefined ground truth, effectively capturing patterns from node attributes while considering diverse graph structures simultaneously. In addition, advanced models have been introduced to improve model expressiveness and efficiency [35, 41, 43].

Recently, GNN-based community search models have attracted increasing attention due to their flexible structure constraints and expressive power. These models can effectively distinguish nodes from different communities by balancing the contribution from both the topological structure and the attributes of nodes. Deep CS models are trained using prior knowledge, making their assumptions more realistic than traditional approaches. A community is identified by a group of nodes sharing similar patterns in attributes and topological structures. ICS-GNN [15] introduced an online deep community search model using a vanilla GCN model. The model is transductive, conducting training and online querying within the identified candidate subgraph. QDGNN [23] introduced an offline setting by training the model on a fixed training set and inferring the model onto the unseen test set. The model extends to an attributed community search by adopting an attribute encoder to identify a group of nodes that contain a set of query attributes. COCLEP [28] followed the framework of QDGNN and conducted semi-supervised training by leveraging contrastive learning techniques. The model uses a hypergraph as an augmented graph and propagates information using GCN and Hyper GNN [13]. However, current models have struggled to adapt to overlapping community searches, often encountering oversmoothing and slow-training issues.

8 CONCLUSIONS

In this paper, we study the field of community search in complex network structures, particularly focusing on the challenging domain of overlapping communities. A Simplified Multi-hop Attention Network (SMN) is proposed, accompanied by sparse subspace embedding techniques. We further proposed two subspace community search algorithms to identify a query-dependent community. The model enables effective exploration of the overlapping community structure within networks. Extensive experiments on 13 real-world datasets prove the superior performance of SMN compared to the state-of-the-art approaches across various dimensions, including model effectiveness, training efficiency, and query efficiency.

REFERENCES

- [1] Esra Akbas and Peixiang Zhao. 2017. Truss-based community search: a truss-equivalence based indexing approach. *Proceedings of the VLDB Endowment* 10, 11 (2017), 1298–1309.
- [2] Ali Behrouz, Farnoosh Hashemi, and Laks VS Lakshmanan. 2022. FirmTruss Community Search in Multilayer Networks. *Proceedings of the VLDB Endowment* 16, 3 (2022), 505–518.
- [3] Jinyu Cai, Jicong Fan, Wenzhong Guo, Shiping Wang, Yunhe Zhang, and Zhao Zhang. 2022. Efficient deep embedded subspace clustering. In *Proceedings of the IEEE/CVF Conference on Computer Vision and Pattern Recognition*. 1–10.
- [4] Deli Chen, Yankai Lin, Wei Li, Peng Li, Jie Zhou, and Xu Sun. 2020. Measuring and relieving the over-smoothing problem for graph neural networks from the topological view. In *Proceedings of the AAAI conference on artificial intelligence*, Vol. 34. 3438–3445.
- [5] Wanyun Cui, Yanghua Xiao, Haixun Wang, Yiqi Lu, and Wei Wang. 2013. Online Search of Overlapping Communities. In *Proceedings of the 2013 ACM SIGMOD International Conference on Management of Data*. Association for Computing Machinery, 277–288.
- [6] Ehsan Elhamifar and René Vidal. 2013. Sparse subspace clustering: Algorithm, theory, and applications. *IEEE transactions on pattern analysis and machine intelligence* 35, 11 (2013), 2765–2781.
- [7] Shuheng Fang, Kangfei Zhao, Guanghua Li, and Jeffrey Xu Yu. 2023. Community search: a meta-learning approach. In *IEEE 39th ICDE*. 2358–2371.
- [8] Yixiang Fang, CK Cheng, Siqiang Luo, and Jiafeng Hu. 2016. Effective community search for large attributed graphs. *Proceedings of the VLDB Endowment* (2016).
- [9] Yixiang Fang and Reynold Cheng. 2017. On attributed community search. In *International Workshop on Mobility Analytics for Spatio-temporal and Social Data*. 1–21.

- [10] Yixiang Fang, Reynold Cheng, Yankai Chen, Siqiang Luo, and Jiafeng Hu. 2017. Effective and efficient attributed community search. *The VLDB Journal* 26 (2017), 803–828.
- [11] Yixiang Fang, Xin Huang, Lu Qin, Ying Zhang, Wenjie Zhang, Reynold Cheng, and Xuemin Lin. 2020. A survey of community search over big graphs. *The VLDB Journal* 29 (2020), 353–392.
- [12] Yixiang Fang, Zheng Wang, Reynold Cheng, Xiaodong Li, Siqiang Luo, Jiafeng Hu, and Xiaojun Chen. 2018. On spatial-aware community search. *IEEE Transactions on Knowledge and Data Engineering* 31, 4 (2018), 783–798.
- [13] Yifan Feng, Haoxuan You, Zizhao Zhang, Rongrong Ji, and Yue Gao. 2019. Hypergraph neural networks. In *Proceedings of the AAAI conference on artificial intelligence*. Vol. 33. 3558–3565.
- [14] Esther Galbrun, Aristides Gionis, and Nikolaj Tatti. 2016. Top-k overlapping densest subgraphs. *Data Mining and Knowledge Discovery* 30 (2016), 1134–1165.
- [15] Jun Gao, Jiazun Chen, Zhao Li, and Ji Zhang. 2021. ICS-GNN: lightweight interactive community search via graph neural network. *Proceedings of the VLDB Endowment* 14, 6 (2021), 1006–1018.
- [16] Tao Guo, Xin Cao, and Gao Cong. 2015. Efficient algorithms for answering the m-closest keywords query. In *Proceedings of the 2015 ACM SIGMOD international conference on management of data*. 405–418.
- [17] Will Hamilton, Zhitao Ying, and Jure Leskovec. 2017. Inductive representation learning on large graphs. *Advances in neural information processing systems* 30 (2017).
- [18] Will Hamilton, Zhitao Ying, and Jure Leskovec. 2017. Inductive representation learning on large graphs. *Advances in neural information processing systems* 30 (2017).
- [19] Farnoosh Hashemi, Ali Behrouz, and Milad Rezaei Hajidehi. 2023. CS-TGN: Community Search via Temporal Graph Neural Networks. In *Companion Proceedings of the ACM Web Conference*. 1196–1203.
- [20] Xiangnan He, Kuan Deng, Xiang Wang, Yan Li, Yongdong Zhang, and Meng Wang. 2020. Lightgcn: Simplifying and powering graph convolution network for recommendation. In *Proceedings of the 43rd International ACM SIGIR conference on research and development in Information Retrieval*. 639–648.
- [21] Xin Huang, Laks VS Lakshmanan, Jeffrey Xu Yu, and Hong Cheng. 2015. Approximate Closest Community Search in Networks. *Proceedings of the VLDB Endowment* 9, 4 (2015).
- [22] Pan Ji, Tong Zhang, Hongdong Li, Mathieu Salzmann, and Ian Reid. 2017. Deep subspace clustering networks. *Advances in neural information processing systems* 30 (2017).
- [23] Yuli Jiang, Yu Rong, Hong Cheng, Xin Huang, Kangfei Zhao, and Junzhou Huang. 2022. Query driven-graph neural networks for community search: from non-attributed, attributed, to interactive attributed. *Proceedings of the VLDB Endowment* 15, 6 (2022), 1243–1255.
- [24] Jungheon Kim, Siqiang Luo, Gao Cong, and Wenyuan Yu. 2022. DMCS: Density modularity based community search. In *Proceedings of the 2022 International Conference on Management of Data*. 889–903.
- [25] Thomas N Kipf and Max Welling. 2016. Semi-Supervised Classification with Graph Convolutional Networks. (2016).
- [26] Jure Leskovec and Julian McAuley. 2012. Learning to discover social circles in ego networks. *Advances in neural information processing systems* 25 (2012).
- [27] Guohao Li, Matthias Muller, Ali Thabet, and Bernard Ghanem. 2019. Deepgcn: Can gcn go as deep as cnns?. In *Proceedings of the IEEE/CVF international conference on computer vision*. 9267–9276.
- [28] Ling Li, Siqiang Luo, Yuhai Zhao, Caihua Shan, Zhengkui Wang, and Lu Qin. 2023. COCLEP: Contrastive Learning-based Semi-Supervised Community Search. *IEEE 39th ICDE* (2023).
- [29] Guangcan Liu, Zhouchen Lin, Shuicheng Yan, Ju Sun, Yong Yu, and Yi Ma. 2012. Robust recovery of subspace structures by low-rank representation. *IEEE transactions on pattern analysis and machine intelligence* 35, 1 (2012), 171–184.
- [30] Siwei Liu, Zaiqiao Meng, Craig Macdonald, and Iadh Ounis. 2023. Graph neural pre-training for recommendation with side information. *ACM Transactions on Information Systems* 41, 3 (2023), 1–28.
- [31] Vishal M Patel and René Vidal. 2014. Kernel sparse subspace clustering. In *2014 IEEE international conference on image processing (ICIP)*. 2849–2853.
- [32] Jingwen Shang, Chaokun Wang, Changping Wang, Gaoyang Guo, and Jun Qian. 2020. An attribute-based community search method with graph refining. *The Journal of Supercomputing* 76 (2020), 7777–7804.
- [33] Mauro Sozio and Aristides Gionis. 2010. The Community-Search Problem and How to Plan a Successful Cocktail Party. In *Proceedings of the 16th ACM SIGKDD International Conference on Knowledge Discovery and Data Mining*. Association for Computing Machinery, 939–948.
- [34] Kai-Yu Tang, Ching-Yi Chang, and Gwo-Jen Hwang. 2023. Trends in artificial intelligence-supported e-learning: A systematic review and co-citation network analysis (1998–2019). *Interactive Learning Environments* 31, 4 (2023), 2134–2152.
- [35] Petar Velickovic, Guillem Cucurull, Arantxa Casanova, Adriana Romero, Pietro Lio, and Yoshua Bengio. 2018. GRAPH ATTENTION NETWORKS. *stat* 1050 (2018), 4.
- [36] Hanchen Wang, Rong Hu, Ying Zhang, Lu Qin, Wei Wang, and Wenjie Zhang. 2022. Neural subgraph counting with Wasserstein estimator. In *Proceedings of the 2022 International Conference on Management of Data*. 160–175.
- [37] H Wang, D Lian, Y Zhang, L Qin, and X Lin. 2021. GoGNN: Graph of graphs neural network for predicting structured entity interactions. (2021).
- [38] Yue Wang, Xun Jian, Zhenhua Yang, and Jia Li. 2017. Query optimal k-plex based community in graphs. *Data Science and Engineering* 2 (2017), 257–273.
- [39] Yifei Wang, Yisen Wang, Jiansheng Yang, and Zhouchen Lin. 2021. Dissecting the diffusion process in linear graph convolutional networks. *Advances in Neural Information Processing Systems* 34 (2021), 5758–5769.
- [40] Rongzhe Wei, Haoteng Yin, Junteng Jia, Austin R Benson, and Pan Li. 2022. Understanding non-linearity in graph neural networks from the Bayesian-inference perspective. *Advances in Neural Information Processing Systems* 35 (2022), 34024–34038.
- [41] Felix Wu, Amauri Souza, Tianyi Zhang, Christopher Fifty, Tao Yu, and Kilian Weinberger. 2019. Simplifying Graph Convolutional Networks. In *Proceedings of the 36th International Conference on Machine Learning (Proceedings of Machine Learning Research)*, Kamalika Chaudhuri and Ruslan Salakhutdinov (Eds.), Vol. 97. 6861–6871.
- [42] Yubao Wu, Ruoming Jin, Jing Li, and Xiang Zhang. 2015. Robust local community detection: on free rider effect and its elimination. *Proceedings of the VLDB Endowment* 8, 7 (2015), 798–809.
- [43] Keyulu Xu, Weihua Hu, Jure Leskovec, and Stefanie Jegelka. 2018. How Powerful are Graph Neural Networks? (2018).
- [44] Jianke Yu, Hanchen Wang, Xiaoyang Wang, Zhao Li, Lu Qin, Wenjie Zhang, Jian Liao, and Ying Zhang. 2023. Group-based fraud detection network on e-commerce platforms. In *Proceedings of the 29th ACM SIGKDD Conference on Knowledge Discovery and Data Mining*. 5463–5475.
- [45] Long Yuan, Lu Qin, Wenjie Zhang, Lijun Chang, and Jianye Yang. 2017. Index-based densest clique percolation community search in networks. *IEEE Transactions on Knowledge and Data Engineering* 30, 5 (2017), 922–935.
- [46] Lingxiao Zhao and Leman Akoglu. 2019. PairNorm: Tackling Oversmoothing in GNNs. In *International Conference on Learning Representations*.