

# A Cross-Platform Execution Engine for the Quantum Intermediate Representation

ELAINE WONG\*, Oak Ridge National Laboratory, USA

VICENTE LEYTON ORTEGA, Oak Ridge National Laboratory, USA

DANIEL CLAUDINO, Oak Ridge National Laboratory, USA

SETH JOHNSON, Oak Ridge National Laboratory, USA

SHARMIN AFROSE, Oak Ridge National Laboratory, USA

MEENAMBIKA GOWRISHANKAR, University of Tennessee, Knoxville, USA

ANTHONY M. CABRERA, Oak Ridge National Laboratory, USA

TRAVIS S. HUMBLE, Oak Ridge National Laboratory, USA

Hybrid languages like the Quantum Intermediate Representation (QIR) are essential for programming systems that mix quantum and conventional computing models, while execution of these programs is often deferred to a system-specific implementation. Here, we describe and demonstrate the QIR Execution Engine (QIR-EE) for parsing, interpreting, and executing QIR across multiple hardware platforms. QIR-EE uses LLVM to execute hybrid instructions specifying quantum programs and, by design, presents extension points that support customized runtime and hardware environments. We demonstrate an implementation that uses the XACC quantum hardware-accelerator library to dispatch prototypical quantum programs on different commercial quantum platforms and numerical simulators, and we validate execution of QIR-EE on the IonQ Harmony and Quantinuum H1-1 hardware. Our results highlight the efficiency of hybrid executable architectures for handling mixed instructions, managing mixed data, and integrating with quantum computing frameworks to realize cross-platform execution.

CCS Concepts: • **Codes to be determined;**

Additional Key Words and Phrases: quantum computing, intermediate representation, compiler, software stack

\*Corresponding author

The manuscript is authored by UT-Battelle, LLC under Contract No. DE-AC05-00OR22725 with the U.S. Department of Energy. The U.S. Government retains for itself, and others acting on its behalf, a paid-up nonexclusive, irrevocable worldwide license in said article to reproduce, prepare derivative works, distribute copies to the public, and perform publicly and display publicly, by or on behalf of the Government. The Department of Energy will provide public access to these results of federally sponsored research in accordance with the DOE Public Access Plan. <http://energy.gov/downloads/doe-public-access-plan>. Authors' addresses: Elaine Wong, Oak Ridge National Laboratory, 1 Bethel Valley Road, Oak Ridge, USA, [wongey@ornl.gov](mailto:wongey@ornl.gov); Vicente Leyton Ortega, Oak Ridge National Laboratory, 1 Bethel Valley Road, Oak Ridge, USA, [leytonorteva@ornl.gov](mailto:leytonorteva@ornl.gov); Daniel Claudino, Oak Ridge National Laboratory, 1 Bethel Valley Road, Oak Ridge, USA, [claudinodc@ornl.gov](mailto:claudinodc@ornl.gov); Seth Johnson, Oak Ridge National Laboratory, 1 Bethel Valley Road, Oak Ridge, USA, [johnsonsr@ornl.gov](mailto:johnsonsr@ornl.gov); Sharmin Afrose, Oak Ridge National Laboratory, 1 Bethel Valley Road, Oak Ridge, USA, [afroses@ornl.gov](mailto:afroses@ornl.gov); Meenambika Gowrishankar, University of Tennessee, Knoxville, USA, [mgowrish@vols.utk.edu](mailto:mgowrish@vols.utk.edu); Anthony M. Cabrera, Oak Ridge National Laboratory, 1 Bethel Valley Road, Oak Ridge, USA, [cabreraam@ornl.gov](mailto:cabreraam@ornl.gov); Travis S. Humble, Oak Ridge National Laboratory, 1 Bethel Valley Road, Oak Ridge, USA, [humblets@ornl.gov](mailto:humblets@ornl.gov).

Permission to make digital or hard copies of all or part of this work for personal or classroom use is granted without fee provided that copies are not made or distributed for profit or commercial advantage and that copies bear this notice and the full citation on the first page. Copyrights for components of this work owned by others than ACM must be honored. Abstracting with credit is permitted. To copy otherwise, or republish, to post on servers or to redistribute to lists, requires prior specific permission and/or a fee. Request permissions from [permissions@acm.org](mailto:permissions@acm.org).

© 2024 Association for Computing Machinery.

Manuscript submitted to ACM

Manuscript submitted to ACM

1

**ACM Reference Format:**

Elaine Wong, Vicente Leyton Ortega, Daniel Claudino, Seth Johnson, Sharmin Afrose, Meenambika Gowrishankar, Anthony M. Cabrera, and Travis S. Humble. 2024. A Cross-Platform Execution Engine for the Quantum Intermediate Representation. 1, 1 (April 2024), 13 pages. <https://doi.org/XXXXXXX.XXXXXXX>

**1 INTERMEDIATE REPRESENTATIONS IN QUANTUM COMPUTING**

The practice of quantum computing is developing rapidly as quantum hardware platforms and their associated programming tools begin to converge. Quantum computer programming integrates abstract quantum algorithms expressed by high-level quantum programming languages (QPLs) with classical logic and workflows that leverage conventional computing systems [5, 12]. The resulting hybrid programs combine quantum and classical instructions that then execute on different hardware platforms [1, 4, 10, 13]. Recent efforts to standardize hardware-agnostic intermediate representations (IRs) of hybrid programs expand the portability of programming across different platforms while also supporting the optimization of conventional and quantum logic [3, 24]. However, variations in the capabilities and instruction set architecture (ISA) of the targeted quantum platforms require hardware-specific compilation strategies [2, 9]. These competing representations of the hybrid program introduce a need to translate the hardware-agnostic IR to a selected hardware ISA. Addressing this challenge is pivotal towards providing a means to program a quantum computer while supporting the evaluation of program performance and behavior across different technologies.

Managing program compilation for different choices of QPLs and quantum hardware requires robust methods for translating across different levels of abstraction [28]. The IR concept is familiar in conventional computing for managing the complexity of translation by tailoring the abstraction level to the intended optimizations. The role of the IR becomes even more relevant as computational paradigms include quantum computing and expand to specialized dialects capable of managing quantum-specific abstractions. Additionally, a quantum IR must encapsulate the probabilistic nature of quantum operations and their outcomes alongside conventional computing operations to enable hybrid execution. These features introduce additional concerns for optimizing program structure and data usage.

The Quantum Intermediate Representation (QIR) is an extension of the previously defined LLVM IR with the purpose of expressing quantum programming instructions [24]. QIR features a standardized hardware-agnostic language by which to express and reason about hybrid algorithms, and a consortium of stakeholders [25] curates the specification to provide a separation between concerns of program specification and its optimal implementation [24]. By design, QIR may be parsed, lowered, and executed across a variety of different hybrid hardware platforms using a set of methods that represent core capabilities of a quantum computing system including, but not limited to, state preparation, quantum gate operations, and measurement processes. QIR also ensures integration with conventional computing operations via the adherence to the LLVM IR, which was developed for the robust translation of classical programs [8]. The ability of QIR to leverage already well-established capabilities of classical compilation enables a natural path for studying and understanding a way forward in quantum programming and compiler development.

While the hardware-agnostic expression of QIR enables program portability, the execution environment still must issue instructions that are understood by the target platform. To this end, subsets of the QIR specification were designed to describe implemented methods which match the capabilities of a selected runtime system. Target-specific compilation then generates hardware-specific program instructions for those corresponding methods for platform execution. In other words, QIR specifies the way that language-specific compilers link these pieces. Figure 1 provides a listing of object types and their purpose in QIR. This list identifies object candidates for inclusions in a profile. The flexibility of the profile ensures that QIR serves a broad variety of quantum computing platforms and facilitates interoperability.

Objects	Purpose
type definitions for Qubit and Result	→ used as opaque pointers
global constants (optional)	→ used to store string labels
entry point definition	→ used to contain the program logic
declaration of QIS functions	→ used by the program
declarations of runtime functions	→ used for initialization and output recording
one or more attribute groups	→ used to store information
module flags	→ used for processing by a compiler or backend

Fig. 1. Examples of some basic components (as of this writing) in the QIR specification which is defined within the LLVM framework. Each of these components appear in the sample QIR file reproduced in the Appendix. The ability to identify such objects in a QIR program allows the engine to parse the code to extract and distinguish between quantum and classical instructions. Qubits and measurement results are represented as pointers to opaque LLVM structure types. The former is so that qubit values may be distinguished from other value types and the latter allows each target implementation to provide a structure definition appropriate for that target. The remaining objects are described further in the Appendix together with a sample program to illustrate where QIS and runtime functions are declared and specified.

As QIR is a developing standard, difficulties continually arise with the design of the specification, and such road blocks are the subjects of ongoing debate. For example, the usage of opaque pointers (description in Figure 1) as a way to hide implementation details makes debugging or troubleshooting, as well as understanding the relationships between different objects, potentially more difficult. Furthermore, there is no specification of how outside libraries would be handled, reducing the potential ability for users to design programs that might utilize classical parameter optimizations (for example). Lastly, QIR specifies quantum gates and basic flow handling in the form of blocks with labeled entry points. This does not include handling of the number of desired samples (*shots*) as part of the program.

Here, we study the effective management and execution of QIR within a hybrid software stack. We build upon the infrastructure underlying QIR to develop an execution environment that is based on the LLVM just-in-time execution engine [8]. We then use the XACC programming framework to realize hardware-specific implementations of QIR profile methods [13]. XACC provides just-in-time compilation for interpreting the quantum-specific instructions that, when coupled with LLVM, realizes a cross-platform environment for execution. Thus, our development of this environment facilitates the execution of QIR programs while maintaining the modularity of the hybrid software infrastructure. Fundamentally, our approach addresses the need for seamless execution of quantum programs across diverse hardware.

The presentation is structured as follows. In Section 2, we discuss state-of-the-art quantum computing, existing challenges and gaps our work aims to address, and the hurdles in standard development within a rapidly evolving field. Following this, Section 3 provides an overview of the architecture and the operational logic of the tool we have developed, including its integration with the LLVM compilation flow and its core components, such as the quantum execution engine. Section 4 showcases how our tool facilitates the execution of QIR across various scenarios, from initial user input to final execution on quantum hardware or simulators. We present the potential implications of our tool for the quantum computing workflow in Section 5, touching on both the challenges and opportunities it presents for future research and development.

## 2 QIR SOFTWARE TOOLCHAINS

As an intermediate representation, QIR is generated by the transformation of a higher-level language or other IRs. Several compilers output QIR including the QCOR language and compiler [18, 19]. The QCOR compiler extends the Clang compiler to lower an input program authored in OpenQASM3 to QIR [19]. Clang itself is a front-end for languages

based on C programming language to the LLVM toolchain and the basis for compilation of the hybrid program into a QIR instance. Other toolchains for generating QIR include the python-based pyQIR by the QIR Alliance [25], CUDA Quantum from Nvidia [21], Catalyst from Xanadu [31], and Microsoft’s qiskit-qir tool [15]. Recent work has also demonstrated the transformation of other QPLs into QIR using LLVM’s multi-level intermediate representation (MLIR) [11]. MLIR promotes easy and efficient extensibility and reusability of IR components, and several efforts are underway to develop non-trivial MLIR passes for quantum instructions [22, 31].

Despite these essential advances in developing a QIR toolchain, a gap in the integration of the hybrid execution environment remains. For example, the QCOR language provides a C/C++-style programming model that relies on embedded quantum kernels to isolate quantum computing operations. QCOR then uses the service-oriented model from XACC to translate these quantum-only instructions to a hardware-specific executable. However, this isolation bypasses the benefits of using QIR for hybrid program representations. Other toolchains that support quantum program execution have focused on hardware-specific ecosystems and backends and lack the portability for execution on multiple platforms [7, 17, 29, 30].

Recently, the execution tool qir-runner from the QIR Alliance provided an initial example for how to realize hybrid execution within the LLVM ecosystem [14]. qir-runner is a Rust implementation of the QIR base profile that is executed using Inkwell [6], a wrapper with a strongly typed interface that safely exposes LLVM. qir-runner is currently limited to executing QIR on a bundled numerical simulator, and we describe below a generalization of this concept for providing cross-platform execution. In particular, we show how a programming flow from the user to the hardware-specific platform is realized without requiring physics or material knowledge of how the target hardware works. In the following section, we will explore how to effectively parse and execute QIR by linking with LLVM’s execution engine. We emphasize a modular design which supports extensive customization and integration with a variety of hardware platforms. We will show how we manifest this in the form of a software tool written in C++.

### 3 QIR EXECUTION ENGINE

Building upon our previous discussion of cross-platform execution, this section dives into the QIR Execution Engine (QIR-EE). Figure 2 presents a conceptual diagram that illustrates the intricate steps and interactions within QIR-EE, aiding in understanding how the engine integrates various functionalities essential for quantum computing. QIR-EE is engineered to parse, interpret, and execute QIR programs encoded in LLVM assembly format, serving as a crucial interface between quantum programs and their execution on specific hardware. These programs can be generated using tools such as pyQIR and qiskit-qir and are loaded as LLVM modules into the engine.

Once loaded, a specialized wrapper class within QIR-EE extracts key attributes defined by the QIR standard, including the required number of qubits and classical bits necessary for execution. User-defined settings, such as the choice of hardware vendor or simulator and the number of shots, are also accommodated, with defaults typically set to IBM’s ‘aer’ simulator and 1024 shots. The source code and documentation for QIR-EE, accessible online [27], offers further insights into its operation. This framework not only facilitates the efficient management and execution of a sequence of quantum instructions tailored to the capabilities of customized runtimes but also showcases the engine’s adaptability to various quantum computing needs.

The core of the QIR-EE implementation resides in `QuantumExecutionEngine`, which activates the LLVM context to prepare quantum instruction sets for bindings via a global mapping function. These bindings enable QIR-EE to facilitate program interactions with the different vendors. Additionally, the configuration process is also initiated inside QIR-EE in order to manage the instructions that are eventually forwarded to the desired hardware backend. Building on this

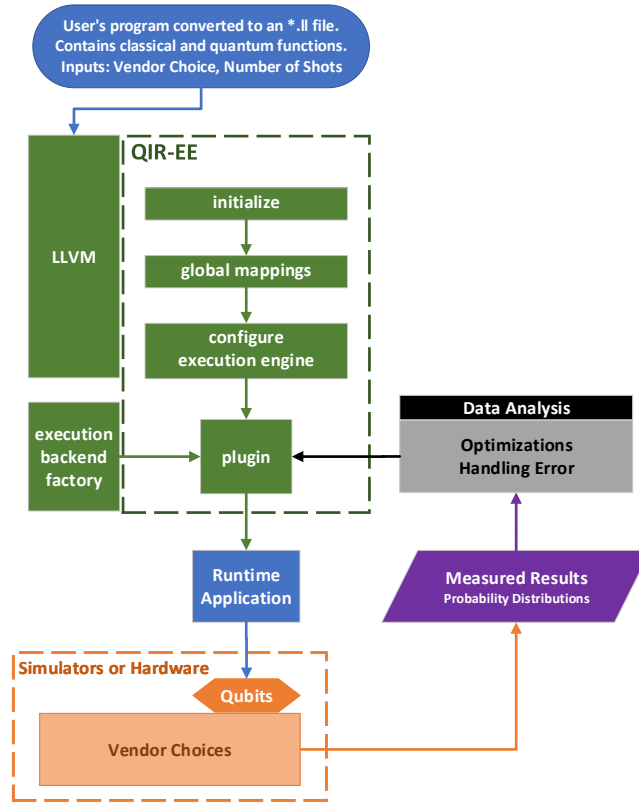


Fig. 2. The design of QIR-EE and its relation to other components of the QIR toolchain. User input is initially parsed and managed by the LLVM Execution Engine which is linked to QIR-EE in a class of its own. The execution backend factory is also considered a helper function and enables a runtime application to be plugged in. QIR-EE is then responsible for handling quantum instruction set bindings and configuring the runtime environment.

foundational technology, the execution engine leverages these capabilities to implement a comprehensive suite of quantum operations.

In implementing the QIR-EE, we have integrated a suite of quantum operations crucial for algorithmic flexibility and performance. This set of quantum operations includes parametric rotations— $R_X(\theta)$ ,  $R_Y(\theta)$ , and  $R_Z(\theta)$ —where  $\theta$  represents the rotation angle, allowing precise control over qubit states. Additionally, our engine supports essential quantum gates such as the Hadamard gate, which creates superposition states, and the Pauli gates  $X$ ,  $Y$ ,  $Z$ , crucial for state manipulation. We have also incorporated vital entangling gates, including the Controlled-NOT (CNOT), the  $ZZ$ , and  $XX$  gates, which are indispensable for creating and manipulating entangled states across multiple qubits. The  $S$ -gate and its  $Y$ -axis counterpart, the  $SY$ -gate, are implemented for phase adjustments. Figure 3 summarizes the available gates in our library of operations. A fundamental aspect of our implementation is the measurement instruction that executes the quantum algorithm and ensures accurate state determination. The storage instruction facilitates saving results in a JSON format at a user-defined location, enhancing data management and accessibility.

Essential	Parameterized	Entangling	Phase	Other
$H$	$R_X(\theta)$	CNOT, CCNOT	$S, S^\dagger, SY$	SWAP
$X$	$R_Y(\theta)$	CX, CY, CZ	$T, T^\dagger$	
$Y$	$R_Z(\theta)$	ZZ, XX		
$Z$	$R_{ZZ}(\theta)$			

Fig. 3. Summary of the gate implementations of GlobalMappingAssociator (as of this writing).

In particular, the component to manage global mappings between quantum operations, results, and their respective global identifiers is in `GlobalMappingAssociator`. The mapping of quantum functions to their corresponding executable implementations as defined in the QIR specification is critical for ensuring accurate execution and integration within the quantum computing framework. This is instantiated when an instance is retrieved via the `ExecutionBackendHandle`, which guarantees a single, globally accessible instance of key components like quantum accelerators, buffers, and circuits. This pattern is integral in maintaining consistency and coherence throughout the execution lifecycle of quantum programs. Additionally, developers can introduce new functionalities by utilizing the `addMapping` method in `GlobalMappingAssociator`, allowing the integration of custom quantum operations or results.

QIR-EE's modular architecture is designed to accommodate the evolving landscape of quantum computing hardware. By allowing quantum hardware developers to tailor the execution engine to their specific platforms, we ensure that our engine can seamlessly integrate with a wide range of quantum devices. This flexibility is foundational to supporting a diverse ecosystem of quantum technologies. To enable this modularity, the `ExecutionBackendFactory` is a crucial component of our architecture. It provides a standardized template that developers can use to instantiate QIR-EE tailored to their specific hardware. Implementing a new backend involves minimal steps: developers must include the appropriate headers and adjust the definition of the `createExecutionBackend()` function in `ExecutionBackendFactory.cpp`. This method ensures that the new backend is appropriately registered and can interact with QIR-EE's core functionalities.

Further enhancing this modular approach, the integration of XACC allows these custom backends to leverage advanced just-in-time (JIT) compilation techniques. This enables the dynamic adaptation of QIS functions and various quantum gates to the specific requirements of the hardware. Through XACC, backends can optimize the execution of these quantum operations, ensuring optimal performance and compatibility across different quantum processors.

For instance, a developer working with a new superconducting qubit processor could implement their backend by defining how each QIS function should be translated and executed on their hardware. After determining these specifications in their `createExecutionBackend()` function, they can immediately test and deploy quantum applications using the QIR-EE framework. This simplifies the development process and accelerates the adoption of new quantum technologies. Our modular design, therefore, fosters innovation and ensures that QIR-EE remains a versatile and powerful tool for quantum computation. In the next section, we illustrate the ability for QIR to be executed using XACC as a plugin to create the QIR-EE instance.

#### 4 RESULTS AND EXAMPLES

To further elucidate the architectural complexities and versatility of the QIR-EE, we execute some experiments over a variety of simulators such as `aer`, `qpp`, `qsim`, and IonQ's Harmony simulator, the Honeywell H1-1E emulator, as well as multiple physical backends such as IonQ's Harmony and Honeywell's H1-1. We will consider quantum phase estimation (QPE) and the quantum teleportation experiments, which pertain to the essential foundation of a high-level

understanding of the QIR-EE's ability to execute complex quantum algorithms and its architectural flexibility to parse and manage quantum and classical instructions on varied experimental arrangements.

#### 4.1 Quantum Phase Estimation

We demonstrate the execution of a prototypical hybrid QIR program using QIR-EE by validating the quantum phase estimation (QPE) algorithm. The QPE algorithm solves the following problem: *Given a unitary operator  $U$  with an eigenstate  $|\Psi\rangle$  with an unknown eigenvalue  $e^{i2\pi\varphi}$ , estimate the phase  $\varphi$  [20].*

The QPE algorithm exploits the direct access to a  $n$ -qubit unitary operator  $U$  and its eigenstate  $|\Psi\rangle$  to derive the  $k$ -bit estimate of  $\varphi$ . Fig. 4 illustrates a quantum circuit designed to solve this problem. Initially, an ancillary register of  $k$  qubits is prepared in the uniform superposition state while the primary register holds the eigenstate  $|\Psi\rangle$ . The quantum circuit employs a series of controlled operations,  $C - U^{2^j}$ , where  $j$  ranges from 0 to  $k - 1$ , and concludes with the application of the inverse quantum Fourier transform ( $\text{QFT}^\dagger$ ). Measurement of the ancillary register subsequently provides a  $k$ -bit approximation for the phase  $\varphi$ .

Implementing the QPE algorithm can be realized on any platform capable of gate programming. External tools that facilitate the translation from the programmed language to its corresponding QIR are essential to compile the program into a QIR file. For instance, in our demonstration (shown in Figure 5), QPE was implemented in Python, designed explicitly for a six-qubit system ( $n = 6$ ) to estimate  $\varphi = 1/3$  with a precision of five bits ( $k = 5$ ). The phase encoding utilizes ancillary qubits, with for loops iterating over the controlled operations. Although these operations can be executed in parallel, our program sequences them.

A 'change of basis' is performed using the quantum Fourier transform run in reverse to rearrange the extracted bits into the desired order. This critical function, which involves a sequence of groups of controlled phase gates and a Hadamard gate at each step, is programmatically achieved using for loops. Although not detailed in the figure, this setup is essential for the algorithm's success.

Subsequently, the pyQIR tool [16] was utilized to generate the QIR file for input into the QIR Execution Engine (QIR-EE). In this process, pyQIR unrolled the for loops, translating them into a final circuit configuration comprising 222 gates within the main program block and incorporating five measurement and recording commands. However, it is essential to note that even if pyQIR had preserved the for loops in their original form, our QIR-EE implementation would still be capable of handling them effectively. This is due to the hybrid capabilities of QIR-EE, which is built on LLVM architecture that inherently supports loop structures.

Using XACC as our chosen accelerator, QIR-EE effectively parses and extracts quantum gate instructions from the QIR file. It then applies a global mapper to translate these instructions into an intermediate representation that XACC can process, which is an IR that is described to be polymorphic and amenable to low-level quantum program optimizations [13]. The instance of QIR-EE that is created together with XACC allows the instructions to be added as XACC's IR via the ExecutionBackendHandle as the QIR is parsed. This integration allows the program to be executed across various backends that are compatible with XACC, demonstrating the versatile backend support of QIR-EE. Figure 5 showcases the results from executing the QPE algorithm via the QIR program on different backends. These results highlight the efficacy of QIR-EE in conjunction with the XACC runtime, facilitating diverse quantum computational environments.

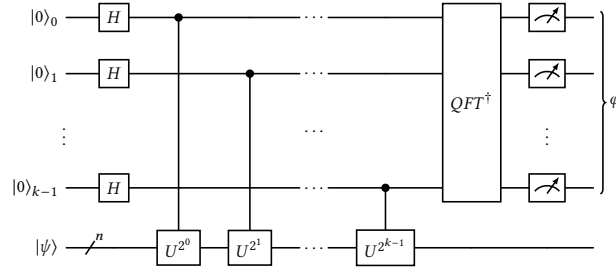


Fig. 4. Quantum phase estimation (QPE) algorithm to estimate the leading  $k$ -bits for  $\varphi$  represented as a quantum circuit.

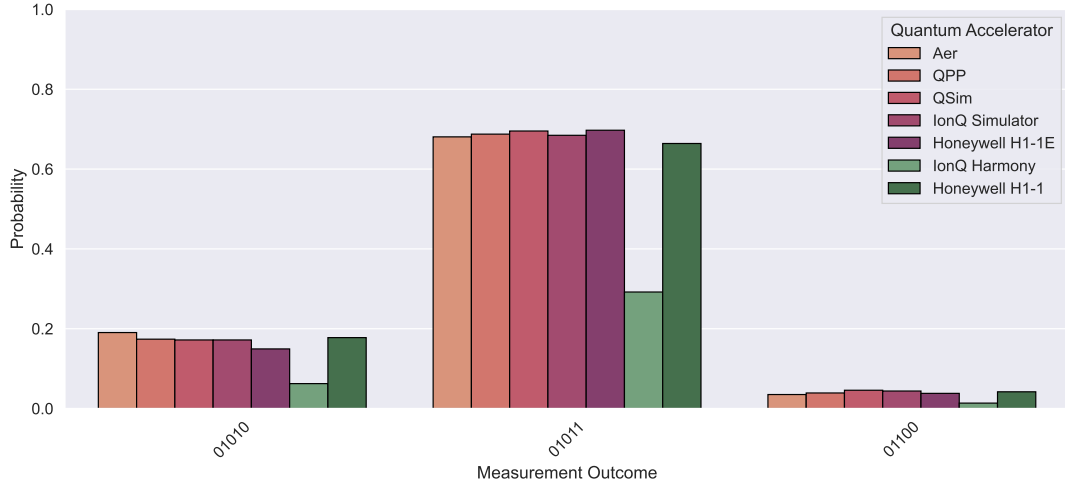


Fig. 5. Cross-platform execution results of Quantum Phase Estimation (QPE). This figure displays the outcomes of using QPE to estimate  $\varphi = 1/3$  with a precision of five bits across various platforms. Results from simulators are depicted in shades of red, whereas those from physical quantum hardware are in shades of green. Each experiment was run with 1024 shots, and the figure highlights the top three measurement outcomes by probability for each experiment. We acknowledge that there are other results as well as some undesired outputs due to noise. However, the purpose of this figure is to illustrate the successful end-to-end execution of our workflow with a variety of backends/simulators. The full detailed data from these experiments is available in [26].

#### 4.2 Quantum Teleportation

In some quantum algorithms, there is a desire to have the ability to handle mid-circuit measurements and feed-forward capabilities. A mid-circuit measurement corresponds to measuring the quantum state of chosen qubits within the quantum computer without bringing the ongoing computation to an end. If the result is used for the computation at hand, then this is executed in a feed-forward process (i.e., having simultaneous classical control flow), potentially impacting quantum error correction. One illustrative example is the quantum teleportation algorithm, a critical experiment demonstrating the transfer of quantum information (quantum state) from one qubit to another across a distance without physically transmitting the actual qubit. This process depends on both mid-circuit measurement and feed-forwarding to achieve successful teleportation. Figure 6 depicts the circuit implementing this algorithm, showcasing how these advanced features are employed in practice.



Currently, the capabilities of QIR-EE to incorporate and manage feed-forward results are exemplified through its integration with IBM’s aer simulator, a feature made possible primarily by the implementation support provided by XACC, rather than QIR-EE alone. This capability can also be viewed as stemming from the interconnectivity with the simulator. More specifically, despite current hardware and simulators not being fully equipped to handle such advanced control flows, QIR-EE is designed to overcome these limitations through a customized execution backend runtime. For instance, OpenQASM3 supports dynamic circuit features that facilitate feed-forwarding. Leveraging this, QIR-EE can utilize an XACC-inspired runtime architecture that effectively interfaces with OpenQASM3’s capabilities. This integration has already proven effective, as demonstrated by successful execution of the quantum teleportation algorithm, whose circuit is depicted in Figure 6 and corresponding QIR in the Appendix. Simulator results data can be found in [26], which rely on the ability to dynamically feed-forward results for ongoing computations.

The challenge, however, lies in managing these dynamic circuit elements effectively without preemptively determining all possible outcomes of the computation. One conceivable approach to address this issue in a holistic manner is to parse through the entire program with QIR-EE, unwind all branches and blocks, and send all of the instructions at once to the runtime, effectively pre-compiling code for all possible outcomes from the classical control flow. However, this would defeat the purpose of the just-in-time compilation principle enabled by our implementation and would also lead to a wasteful use of memory by having to store code that would not be executed.

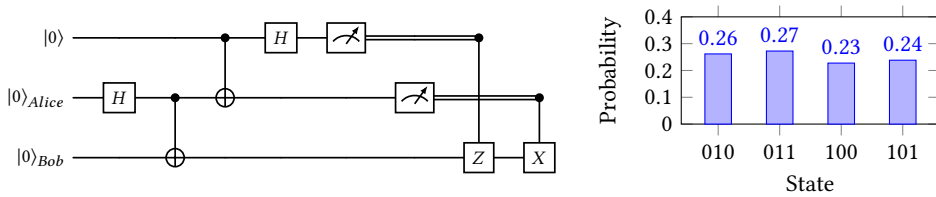


Fig. 6. Quantum Teleportation Experiment: This figure illustrates a quantum teleportation algorithm using three qubits, where the second and third qubits (from top to bottom) are labeled explicitly as Alice and Bob, respectively. The primary goal of this circuit is to teleport a quantum state from Alice to Bob. The histogram displays the probability distribution of measurement results, corroborating the successful teleportation. The output bitstring (represented on the histogram’s x-axis) assigns the first and second digits (left to right) to Bob and Alice, respectively. By tracing out the other two qubits to isolate Bob’s final state, we find it corresponds to  $|0\rangle + |1\rangle$  (or  $|+\rangle$ , assuming normalization), which replicates the initial state prepared for Alice, after considering the statistical error. This result confirms the effective replication of the quantum state through teleportation. For detailed implementation details of this circuit, refer to the QIR program described in the Appendix.

## 5 DISCUSSION AND OUTLOOK

We have presented the QIR execution environment QIR-EE to parse and execute hardware-agnostic hybrid programs on a variety of specific quantum hardware. The QIR-EE tool is designed to enable execution of hybrid programs, and its modularity allows researchers to analyze more deeply how they can be executed effectively. The ecosystems above QIR-EE (e.g., user programs, MLIR) and below QIR-EE (e.g., runtimes, accelerators, hardware) in the stack might all be designed independently, and the ability to isolate development to a particular part of the stack would not, in principle, hinder an execution workflow in the ecosystem where QIR-EE is firmly placed as their liaison. Furthermore, modularity may encourage a certain kind of flexibility in how algorithms are implemented. For example, hybrid ones may have either their classical parts or quantum parts optimized independently.

On the lower end of the stack, managing connection to quantum hardware backends to produce results for a diverse collection of simulators and actual quantum hardware presents communication challenges with the vendors as well as dealing with potentially long queues. Even if programs exist to mitigate such difficulties (see for example, ORNL’s QCUP program [23]), the ability to correctly send, wait, receive, and parse results lies on how good the runtime or accelerator implementation is for those vendors, as well as their ability to communicate their API documentation amidst infrastructure changes (which occur unsurprisingly often). Through the QCUP program, our work experienced success in working with vendors like Quantinuum and IonQ, but communicating with other popular backends such as IBM and Rigetti remain as future work.

In QIR-EE, we prototyped execution of a single if statement (without else) to illustrate how we might begin to address the issues posed by programs that require feed-forwarding processes. In this situation, the limitation lies not with the plugin but rather in the hardware itself.

Nevertheless, the strength of QIR-EE ultimately lies in its modularity to work with any QIR-emitting software to any runtime/accelerator with access to backends, and its most straightforward application reduces to a simple workflow:  $QIR \rightarrow QIR-EE \rightarrow Hardware$ . In the future, we plan to work with collaborators on both ends of the stack and managing a heterogeneous set of hardware to better illustrate this modularity for facilitating execution of a diverse set of quantum programs.

Our framework’s architecture is a demonstration of the synergistic potential of selectively utilizing both classical and quantum computing elements. By leveraging LLVM’s advanced compilation and execution capabilities alongside XACC’s quantum computing resources, we have created a robust, flexible platform that stands at the forefront of quantum computing research and application development. QIR-EE exemplifies our commitment to advancing the field of hybrid quantum-classical computation, paving the way for innovative solutions to complex computational problems.

In its current form, the implementation of the QIR-EE instance is tailored for usage with XACC plugged in, but with careful design changes and refactoring, it has the potential to be extended into a more versatile, simulator-agnostic and hardware-agnostic engine. This would greatly enhance its utility and flexibility, allowing it to serve a broader range of quantum computing applications and research needs.

## ACKNOWLEDGMENTS

This research was supported by the US Department of Energy, Office of Science Advanced Scientific Computing Research, Advanced Research for Quantum Computing. This research used resources of the Oak Ridge Leadership Computing Facility, which is a DOE Office of Science User Facility supported under Contract DE-AC05-00OR22725.

## REFERENCES

- [1] A. Callison and N. Chancellor. 2022. Hybrid quantum-classical algorithms in the noisy intermediate-scale quantum era and beyond. *Physical Review A* 106, 1 (2022), 010101.
- [2] F. T. Chong, D. Franklin, and M. Martonosi. 2017. Programming languages and compiler design for realistic quantum hardware. *Nature* 549, 7671 (2017), 180–187.
- [3] A. Cross, A. Javadi-Abhari, T. Alexander, N. De Beaudrap, L. S. Bishop, S. Heidel, C. A. Ryan, P. Sivarajah, J. Smolin, J. M. Gambetta, and Others. 2022. OpenQASM 3: A broader and deeper quantum assembly language. *ACM Transactions on Quantum Computing* 3, 3 (2022), 1–50.
- [4] S. Endo, Z. Cai, S. C. Benjamin, and X. Yuan. 2021. Hybrid quantum-classical algorithms and quantum error mitigation. *Journal of the Physical Society of Japan* 90, 3 (2021), 032001.
- [5] B. Heim, M. Soeken, S. Marshall, C. Granade, M. Roetteler, A. Geller, M. Troyer, and K. Svore. 2020. Quantum programming languages. *Nature Reviews Physics* 2, 12 (2020), 709–722.
- [6] Inkwell Developers. 2024. It’s a New Kind of Wrapper for Exposing LLVM (Safely). <https://github.com/TheDan64/inkwell>. Accessed: 2024-04-05.
- [7] Intel. 2024. Intel Quantum SDK. <https://www.intel.com/content/www/us/en/developer/tools/quantum-sdk/overview.html>. Accessed: 2024-04-05.

- [8] C. Lattner and V. Adve. 2004. LLVM: A compilation framework for lifelong program Analysis and transformation. In *ACM/IEEE International Symposium on Code Generation and Optimization*. IEEE, San Jose, CA, USA, 75–86. <https://doi.org/10.1109/CGO.2004.1281665>
- [9] A. Litteken, Y.-C. Fan, D. Singh, M. Martonosi, and F. T. Chong. 2020. An updated LLVM-based quantum research compiler with further OpenQASM support. *Quantum Science and Technology* 5, 3 (2020), 034013.
- [10] A. McCaskey, E. Dumitrescu, D. Lyakh, and T. Humble. 2018. Hybrid programming for near-term quantum computing systems. In *2018 IEEE International Conference on Rebooting Computing (ICRC)*, Vol. NA. IEEE eXpress Conference Publishing, Tysons, Virginia, 1–12. <https://doi.org/10.1109/ICRC.2018.8638598>
- [11] A. McCaskey and T. Nguyen. 2021. A MLIR dialect for quantum assembly languages. In *2021 IEEE International Conference on Quantum Computing and Engineering (QCE)*. IEEE Computer Society, Los Alamitos, CA, USA, 255–264. <https://doi.org/10.1109/QCE52317.2021.00043>
- [12] A. McCaskey, T. Nguyen, A. Santana, D. Claudino, T. Kharazi, and H. Finkel. 2021. Extending C++ for heterogeneous quantum-classical computing. *ACM Transactions on Quantum Computing* 2, 2 (2021), 1–36.
- [13] A. I. McCaskey, D. I. Lyakh, E. F. Dumitrescu, S. S. Powers, and T. S. Humble. 2020. XACC: a system-level software infrastructure for heterogeneous quantum-classical computing. *Quantum Science and Technology* 5, 2 (2020), 024002.
- [14] Microsoft. 2023. qir-runner. <https://github.com/qir-alliance/qir-runner>. Accessed: 2024-01-06.
- [15] Microsoft. 2023. qiskit-qir. <https://github.com/microsoft/qiskit-qir>. Accessed: 2024-03-08.
- [16] Microsoft. 2024. pyQIR. <https://github.com/qir-alliance/pyqir>. Accessed: 2024-04-04.
- [17] Microsoft. 2024. Tutorial: Submit a QIR program to the Azure Quantum Resource Estimator. <https://learn.microsoft.com/en-us/azure/quantum/tutorial-resource-estimator-qir>. Accessed: 2024-04-05.
- [18] T. Mintz, A. McCaskey, E. Dumitrescu, S. Moore, S. Powers, and P. Lougovski. 2020. QCOR: A language extension specification for the heterogeneous quantum-classical model of computation. *ACM Journal on Emerging Technologies in Computing Systems (JETC)* 16, 2 (2020), 1–17.
- [19] T. Nguyen, A. Santana, T. Kharazi, D. Claudino, H. Finkel, and A. McCaskey. 2021. Extending C++ for heterogeneous quantum-classical computing. *ACM Transactions on Quantum Computing* 2, 2, Article 6 (jul 2021), 36 pages. <https://doi.org/10.1145/3462670>
- [20] M. A. Nielsen and I. L. Chuang. 2010. *Quantum Computation and Quantum Information: 10th Anniversary Edition*. Cambridge University Press, New York.
- [21] Nvidia. 2023. CUDA Quantum. [https://nvidia.github.io/cuda-quantum/latest/using/advanced/cudaq\\_ir.html](https://nvidia.github.io/cuda-quantum/latest/using/advanced/cudaq_ir.html). Accessed: 2023-12-18.
- [22] Nvidia. 2024. 'nvgpu' Dialect. <https://mlir.llvm.org/docs/Dialects/NVGPU/>. Accessed: 2024-03-15.
- [23] ORNL. 2024. Quantum Computing User Program (QCUP). <https://www.olcf.ornl.gov/olcf-resources/compute-systems/quantum-computing-user-program/>. Accessed: 2024-03-15.
- [24] QIR Alliance. 2021. *QIR Specification*. QIR Alliance: <https://qir-alliance.org>. <https://github.com/qir-alliance/qir-spec>
- [25] QIR Alliance. 2023. QIR Alliance Ecosystem. <https://www.qir-alliance.org/projects/>. Accessed: 2023-07-10.
- [26] QIR-EE Developers. 2024. Data from QIR-EE experiments. <https://github.com/wongey/qiree-data>. Accessed: 2024-04-22.
- [27] QIR-EE Developers. 2024. QIR-EE. Will be made available as an open-source repository in <https://github.com/ORNL-QCI>. In preparation.
- [28] Y. Shi, P. Gokhale, P. Murali, J. M. Baker, C. Duckering, Y. Ding, N. C. Brown, C. Chamberland, A. Javadi-Abhari, A. W. Cross, D. I. Schuster, K. R. Brown, M. Martonosi, and F. T. Chong. 2020. Resource-efficient quantum computing by breaking abstractions. *Proc. IEEE* 108, 8 (2020), 1353–1370. <https://doi.org/10.1109/JPROC.2020.2994765>
- [29] T. Lubinski T. C. Granade, A. Anderson, A. Geller, M. Roetteler, A. Petrenko, and B. Heim. 2022. Advancing hybrid quantum-classical computation with real-time execution. *Front. Phys.* 10, 1 (2022), 940293. <https://doi.org/10.3389/fphy.2022.940293>
- [30] X.C. Wu, S. P. Premaratne, and K. Rasch. 2023. A comprehensive introduction to the Intel quantum SDK. In *Proceedings of the 2023 Introduction on Hybrid Quantum-Classical Programming Using C++ Quantum Extension* (Orlando, FL, USA) (*HybridQC '23*). Association for Computing Machinery, New York, NY, USA, 1–2. <https://doi.org/10.1145/3589014.3595066>
- [31] Xanadu. 2023. Catalyst Quantum Compiler. <https://docs.pennylane.ai/projects/catalyst/en/latest/modules/mlir.html>. Accessed: 2023-12-18.

## A QIR EXAMPLE

The following code snippet is an illustration of a full QIR program under the QIR specification v0.1 for the teleportation example represented in Figure 6. This code snippet can be produced from various QIR generating software. Since QIR-EE is agnostic to the user's programming language, we do not reproduce the program in the original language, but rather just show the QIR to highlight elements described in Figure 1.

Qubits and measurement results are represented as pointers to an opaque LLVM structure type in lines 4-5. Lines 7-50 shows the main function module which contains branch points in lines 19, 23, 26, 33, 37, and 40 which are called by lines 17, 21, 24, 31, 35, and 38. In lines 9 and 13, Hadamard gates are applied to the first and second qubits, respectively. Controlled-not gates are applied with the first qubit as the control and second qubit as the target in line 12, and likewise

for the second and third qubits in lines 10-11. The measurements of the qubits are performed in lines 14, 27, and 41. Lines 52-60 consists of quantum function declarations. The attributes in lines 62-64 determine the structure of the program and defines a coherent set of functionalities and capabilities that might be offered by a system via the profile setting. Lines 68-71 contains the meta data that facilitates the conveying of information about the module to LLVM's subsystems.

```

; ModuleID = 'teleport'                                     1
source_filename = "teleport"                                2
                                                            3
%Qubit = type opaque                                         4
%Result = type opaque                                        5
                                                            6
define void @main() #0 {                                     7
entry:                                                       8
  call void @__quantum__qis__h__body(%Qubit* inttoptr (i64 1 to %Qubit*)) 9
  call void @__quantum__qis__cnot__body(%Qubit* inttoptr (i64 1 to %Qubit*), 10
    %Qubit* inttoptr (i64 2 to %Qubit*))                      11
  call void @__quantum__qis__cnot__body(%Qubit* null, %Qubit* inttoptr (i64 1 to %Qubit*)) 12
  call void @__quantum__qis__h__body(%Qubit* null)           13
  call void @__quantum__qis__mz__body(%Qubit* null, %Result* null) 14
  call void @__quantum__qis__reset__body(%Qubit* null)       15
  %0 = call i1 @__quantum__qis__read_result__body(%Result* null) 16
  br i1 %0, label %then, label %else                          17
                                                            18
then:                                                         19
  ; preds = %entry
  call void @__quantum__qis__z__body(%Qubit* inttoptr (i64 2 to %Qubit*)) 20
  br label %continue                                          21
                                                            22
else:                                                         23
  ; preds = %entry
  br label %continue                                          24
                                                            25
continue:                                                     26
  ; preds = %else, %then
  call void @__quantum__qis__mz__body(%Qubit* inttoptr (i64 1 to %Qubit*), 27
    %Result* inttoptr (i64 1 to %Result*))                    28
  call void @__quantum__qis__reset__body(%Qubit* inttoptr (i64 1 to %Qubit*)) 29
  %1 = call i1 @__quantum__qis__read_result__body(%Result* inttoptr (i64 1 to %Result*)) 30
  br i1 %1, label %then1, label %else2                       31
                                                            32
then1:                                                        33
  ; preds = %continue

```

```

    call void @__quantum__qis__x__body(%Qubit* inttoptr (i64 2 to %Qubit*)) 34
    br label %continue3 35
    36
else2: 37
    ; preds = %continue 37
    br label %continue3 38
    39
continue3: 40
    ; preds = %else2, %then1 40
    call void @__quantum__qis__mz__body(%Qubit* inttoptr (i64 2 to %Qubit*), 41
        %Result* inttoptr (i64 2 to %Result*)) 42
    call void @__quantum__rt__array_record_output(i64 3, i8* null) 43
    call void @__quantum__rt__result_record_output(%Result* null, i8* null) 44
    call void @__quantum__rt__result_record_output(%Result* inttoptr (i64 1 to %Result*), 45
        i8* null) 46
    call void @__quantum__rt__result_record_output(%Result* inttoptr (i64 2 to %Result*), 47
        i8* null) 48
    ret void 49
} 50
    51
declare void @__quantum__qis__h__body(%Qubit*) 52
declare void @__quantum__qis__cnot__body(%Qubit*, %Qubit*) 53
declare void @__quantum__qis__mz__body(%Qubit*, %Result* writeonly) #1 54
declare void @__quantum__qis__reset__body(%Qubit*) 55
declare i1 @__quantum__qis__read_result__body(%Result*) 56
declare void @__quantum__qis__z__body(%Qubit*) 57
declare void @__quantum__qis__x__body(%Qubit*) 58
declare void @__quantum__rt__array_record_output(i64, i8*) 59
declare void @__quantum__rt__result_record_output(%Result*, i8*) 60
    61
attributes #0 = { "entry_point" "num_required_qubits"="3" "num_required_results"="3" 62
    "output_labeling_schema" "qir_profiles"="custom" } 63
attributes #1 = { "irreversible" } 64
    65
!llvm.module.flags = !{!0, !1, !2, !3} 66
    67
!0 = !{i32 1, !"qir_major_version", i32 1} 68
!1 = !{i32 7, !"qir_minor_version", i32 0} 69
!2 = !{i32 1, !"dynamic_qubit_management", i1 false} 70
!3 = !{i32 1, !"dynamic_result_management", i1 false} 71

```