

Nonadiabatic evolution and thermodynamics for a boundary-driven system with a weak intrasubsystem interaction

Chao Jiang^{1,*} and Lei Shao^{1,†}

¹*Graduate School of China Academy of Engineering Physics, Beijing 100193, China*

We derive a time-dependent master equation for an externally driven system whose subsystems weakly interact with each other and locally connect to the thermal reservoirs. The nonadiabatic equation obtained here can be viewed as a generalization of the local master equation, which has already been extensively used in describing the dynamics of a boundary-driven system. In addition, we investigate the fundamental reason underlying the thermodynamic inconsistency generated by the local and nonadiabatic master equations. We find that these two equations are consistent with the second law of thermodynamics when the system is far away from the steady state, while they give rise to the contradiction at the steady state. Finally, we numerically confirm our results by considering a toy model consisting of two qubits and two local heat baths.

I. INTRODUCTION

The research of a many-body system coupling to one or multiple reservoirs at its edge is an extremely significant topic in the nonequilibrium thermodynamics. The system referred is usually named as boundary-driven system in the literature [1]. The study on the boundary-driven system dates back to the Fourier heat transfer law in which a piece of material is placed between the hot and cold heat baths [1, 2]. Recent decades have witnessed considerable progress in the investigation of the boundary-driven system, such as manipulating the dynamics of a quantum system [3–6], exploring the novel phenomena in an open system far from equilibrium [7–9], and constructing the quantum thermal machines [10–12].

The dynamics of an open quantum system is typically described by the master equation [13–16]. However, it is in general quite involved to derive the global master equation [1, 17–21] for a boundary-driven system based on the conventional approach in Refs. [14–16], especially when the form of the intersubsystem interaction is intricate and the number of subsystems is large. The complicity mainly arises from the necessity of knowing the eigenvalues and eigenvectors of the whole system's Hamiltonian. As an alternative, the evolution of a boundary-driven system is often characterized by the local master equation (LME) [1, 17]. In contrast with the global master equation, the LME concerns local jump operators that act only on each individual subsystem, and thus the microscopic derivation of the LME is more intuitive [1]. Due to its lower computational complexity, the LME has received a broad employment in describing the energy transfer of a boundary-driven system [10, 22–26].

Although the LME is an efficient tool to model the open quantum system, it is only applicable to the situation where the Hamiltonian of the system is time-independent. Nevertheless, for quite a lot attractive and important research projects in nonequilibrium statistical physics, the system of interest is influenced by not only the reservoir's perturbation but also the external driving [27–31]. Unfortunately, the LME appears

powerless and inadequate for this case. Therefore, it is necessary and urgent to develop the master equation applicable for a more general boundary-driven system, in which both the work and the heat exchanges with the environment exist during the evolution.

Apart from its limited application scope, the LME is believed to generate the disagreement with second thermodynamic law [17, 32, 33]. For instance, in Ref. [17], the authors use the LME to describe the dynamics of a boundary-driven system consisting of two coupled quantum harmonic oscillators, and they find that the second law is violated and the heat spontaneously flows from the cold heat bath to the hot one under the certain condition. Even if great efforts are made to resolve the contradiction between the LME and the thermodynamic law, they either address this issue in a new framework, such as adopt the alternative global approach [17, 34] and redefine the expression of heat current [35–38], or modify the form of the LME by using a secular approximation to remove some components of the intrasubsystem interaction [39]. It is rare to see the theoretical analysis of the thermodynamic inconsistency based on the original LME, and the reason why the LME itself can lead to the violation of the second law is still obscure for the readers.

In this context, we deal with these two problems. We firstly provide a microscopic derivation for the time-dependent local master equation (TDLME), which turns out to be the generalization of the LME and can be used to describe the evolution of the boundary-driven system subjected to the external driving. Inspired by the methods developed in Refs. [39] and [40], we start our work by transforming the quantum Liouville equation into the adiabatic frame of reference. Next, a particularly useful iterative technique employed in Ref. [1] is applied to promote the deducing process. Following the standard treatment, we then adopt the Born–Markov approximation [14–16], i.e., the system-bath coupling is weak and the bath is memoryless, to simplify the master equation. Unlike the non-driven case, we find that both the phase factors and the jump operators in the dissipation terms are time-dependent. After assuming that the bath correlation time is short enough, these time-dependent terms can be approximated by their respective first-order Taylor expansions. Finally, we reduce the TDLME into a familiar Lindblad–Gorini–Kossakowski–Sudarshan (LGKS) form [14–16, 41–43] by performing the

* cjiang@gscaep.ac.cn

† lshao@gscaep.ac.cn

secular rotating wave approximation [14, 16]. Note that our derivation is really within the framework of the local approach, since the TDLME does not contain the cross terms which involve the jump operators belonged to two different subsystems [17]. In addition, the TDLME recovers to the LME provided the Hamiltonian of the system is time-independent. Therefore, the TDLME obtained in the present paper can be treated as the generalization of the LME. As one of the most commonly used models in the theoretical discussion, we consider the case where the boundary-driven system connects to the bosonic local heat baths via the dipole interaction. In the Ohmic spectrum assumption and high temperature limit, we finally determine the form of the dissipation rates in the equation.

Furthermore, we also present a theoretical analysis for the thermodynamic inharmonicity in the LME and TDLME, and specify the applicable range in which these two equations are consistent with the thermodynamic law. We find that the heat currents near the steady state calculated by two equations are third order small quantities. However, the LME and the TDLME themselves are only kept up to the second order small quantity and the higher order terms are totally ignored. Therefore, the LME and the TDLME are inherently unsuitable to describe the evolution close to the steady state, and it is intuitive that these two equations can introduce the thermodynamic contradiction in this region. Fortunately, we find that the violation of the thermodynamic law can be avoided at the unsteady state. In this case, the bare Hamiltonian of the system makes the dominant contribution to the heat current and hence the second law is obeyed according to the demonstration in Refs. [1] and [38]. Our results are numerically verified by a toy model which contains a pair of time-dependent boundary-driven qubits.

The structure of the article is as follows. In Sec. II, we give a theoretical derivation for the TDLME in the most general case. In Sec. III, we specify the nature of the local heat bath as well as the structure of the system-bath interaction, and exactly work out the form of the TDLME. In Sec. IV, we discuss the reason which leads to the thermodynamic inconsistency in the LME and the TDLME. The valid range of two equations is also established after that. Section V presents a numerical confirmation of our conclusion and Sec. VI summarizes the paper.

II. TDLME FOR A BOUNDARY-DRIVEN SYSTEM SUBJECTED TO THE EXTERNAL DRIVEN

The system of interest consists of N subsystems, which are denoted by s_1, s_2, \dots, s_N . The interaction between these subsystems is assumed to be weak, and each subsystem is weakly connected to a local Markovian heat bath B_i , which is prepared in a thermal equilibrium state ρ_{B_i} with temperature T_i . The full Hamiltonian of the whole composite system, i.e., the system under consideration and the thermal reservoirs, takes

the form [1, 39]

$$H(t) = H_0(t) + \lambda H_I + H_B + \zeta V \\ = \sum_{i=1}^N H_{s_i}(t) + \lambda H_I + \sum_{i=1}^N H_{B_i} + \zeta \sum_{i=1}^N V_i. \quad (1)$$

Here, λ and ζ are two dimensionless expansion parameters that can be viewed as small quantities during the theoretical derivation but eventually can be set to be unity [44]. $H_{s_i}(t)$ denotes the bare Hamiltonian of the subsystem s_i , i.e., Hamiltonian without the intrasubsystem interaction, and $H_0(t) = \sum_{i=1}^N H_{s_i}(t)$ is the bare Hamiltonian of all the subsystems concerned. The change of $H_0(t)$ within the time scale of the bath correlation time τ_B is assumed to be small so that the nonadiabatic transition between different energy levels of $H_0(t)$ over τ_B is weak. H_I denotes the time-independent interaction between subsystems, H_{B_i} represents the Hamiltonian of the local heat bath B_i , and V_i is the coupling between the subsystem s_i and its corresponding local thermal reservoir B_i . Without loss of the generality, λH_I and ζV_i are supposed to be of the similar magnitude and both of them are weak enough such that they can be treated as perturbations.

Combining the methods proposed in Refs. [39] and [40], we introduce the following adiabatic frame of reference transformation operator,

$$U(t) = U_S(t) \otimes U_B(t) \\ \equiv \sum_n e^{i\phi_n(t)} |n(t)\rangle \langle n(0)| \otimes \prod_{i=1}^N e^{-iH_{B_i}t}, \quad (2)$$

Here, $|n(t)\rangle$ is the instantaneous eigenstate of the bare Hamiltonian $H_0(t)$, which satisfies

$$H_0(t) |n(t)\rangle = E_n(t) |n(t)\rangle. \quad (3)$$

The phase factor $\phi_n(t)$ can be decomposed into two parts, dynamic phase $\eta_n(t)$ and adiabatic phase $\xi_n(t)$, whose definitions are as follows [40, 44],

$$\eta_n(t) = - \int_0^t E_n(\tau) d\tau, \quad (4)$$

$$\xi_n(t) = i \int_0^t \langle n(\tau) | \frac{d}{d\tau} | n(\tau) \rangle d\tau \\ = i \int_0^t \langle n(\tau) | \dot{n}(\tau) \rangle d\tau. \quad (5)$$

For simplicity, we have set $\hbar = 1$ throughout the whole paper.

By virtue of the transformation operator given above, the density operator $\rho(t)$ of the total composite system and its corresponding operator in the adiabatic frame $\tilde{\rho}(t)$ are related according to $\tilde{\rho}(t) = U^\dagger(t) \rho(t) U(t)$. The Liouville equation of $\tilde{\rho}(t)$ then reads

$$\frac{d}{dt} \tilde{\rho}(t) = -i[\tilde{H}(t), \tilde{\rho}(t)], \quad (6)$$

Here, $\tilde{H}(t)$ is the transformed total Hamiltonian given by

$$\tilde{H}(t) = U^\dagger(t) H(t) U(t) - iU^\dagger(t) \frac{d}{dt} U(t). \quad (7)$$

This Hamiltonian can be further divided into the following three parts,

$$\tilde{H}(t) = \tilde{H}_0(t) + \lambda \tilde{H}_I(t) + \zeta \sum_{i=1}^N \tilde{V}_i(t). \quad (8)$$

where $\tilde{H}_0(t)$ is the transformed bare Hamiltonian of the system given as

$$\tilde{H}_0(t) = \sum_{n \neq m} \sum_m \alpha_{nm}(t) |n(0)\rangle \langle m(0)| \quad (9)$$

with $\alpha_{nm}(t)$ being

$$\begin{aligned} \alpha_{nm}(t) &= -ie^{-i[\phi_n(t) - \phi_m(t)]} \langle n(t) | \dot{m}(t) \rangle \\ &\equiv -ie^{-i\phi_{nm}(t)} \langle n(t) | \dot{m}(t) \rangle. \end{aligned} \quad (10)$$

\tilde{H}_I and \tilde{V} are called transformed intrasubsystem interaction and transformed subsystem-bath coupling, whose definitions are

$$\tilde{H}_I(t) = U^\dagger(t) H_I U(t) \quad (11)$$

and

$$\tilde{V}_i(t) = U^\dagger(t) V_i U(t), \quad (12)$$

respectively.

Following the standard procedure [14–16], the implicit solution of differential equation (6) takes the form,

$$\tilde{\rho}(t) = \tilde{\rho}(0) - i \int_0^t ds [\tilde{H}(s), \tilde{\rho}(s)]. \quad (13)$$

In contrast to the conventional iterative method, here we firstly rewrite Eq. (6) as

$$\frac{d}{dt} \tilde{\rho}(t) = -i[\tilde{H}_0(t) + \lambda \tilde{H}_I(t), \tilde{\rho}(t)] - i[\zeta \sum_{i=1}^N \tilde{V}_i(t), \tilde{\rho}(t)], \quad (14)$$

and then substitute Eq. (13) only into the second commutator term of Eq. (14),

$$\begin{aligned} \frac{d}{dt} \tilde{\rho}(t) &= -i[\tilde{H}_0(t) + \lambda \tilde{H}_I(t), \tilde{\rho}(t)] - i\zeta \sum_{i=1}^N [\tilde{V}_i(t), \tilde{\rho}(0)] \\ &\quad - \zeta \sum_{i=1}^N \int_0^t ds [\tilde{V}_i(t), [\tilde{H}(s), \tilde{\rho}(s)]]. \end{aligned} \quad (15)$$

This trick has already been shown powerful in the derivation of the LME [1]. After taking the partial trace over the baths on both sides, the master equation of the system takes the form,

$$\begin{aligned} \frac{d}{dt} \tilde{\rho}_S(t) &= -i[\tilde{H}_0(t) + \lambda \tilde{H}_I(t), \tilde{\rho}_S(t)] - i\zeta \sum_{i=1}^N \text{Tr}_B [\tilde{V}_i(t), \tilde{\rho}(0)] \\ &\quad - \zeta \sum_{i=1}^N \int_0^t ds \text{Tr}_B [\tilde{V}_i(t), [\tilde{H}(s), \tilde{\rho}(s)]]. \end{aligned} \quad (16)$$

Here, $\tilde{\rho}_S(t) = \text{Tr}_B(\tilde{\rho}(t))$ denotes the reduced density operator for the system.

In order to simplify the master equation, we firstly perform the Born approximation [14–16] in which the interaction between the subsystems and baths is weak enough and thus the state of the total composite system is described by a tensor product state, $\tilde{\rho}(t) \approx \tilde{\rho}_S(t) \otimes \prod_i \rho_{B_i}$. Note that in the most general case, the form of the system-bath coupling V_i can be expressed as [16]

$$V_i = \sum_{\mu} A_{i\mu} \otimes B_{i\mu} = \sum_{\mu} A_{i\mu}^\dagger \otimes B_{i\mu}^\dagger. \quad (17)$$

Under the standard assumption $\text{Tr}_B(B_{i\mu} \rho_{B_i}) = 0$ [1, 16, 39], the cross terms, such as $\text{Tr}_B(\tilde{H}_0 \tilde{V}_i \rho_{B_i})$, $\text{Tr}_B(\tilde{H}_I \tilde{V}_i \rho_{B_i})$, and $\text{Tr}_B(\tilde{V}_i \tilde{V}_j \rho_{B_i})$ ($i \neq j$), vanish and the master equation can be reduced into the compact form [1, 39],

$$\frac{d}{dt} \tilde{\rho}_S(t) \approx -i[\tilde{H}_0(t) + \lambda \tilde{H}_I(t), \tilde{\rho}_S(t)] + \zeta^2 \sum_{i=1}^N \mathcal{L}_i[\tilde{\rho}_S(t)], \quad (18)$$

where

$$\mathcal{L}_i[\tilde{\rho}_S(t)] = - \int_0^t ds \text{Tr}_B [\tilde{V}_i(t), [\tilde{V}_i(s), \tilde{\rho}_S(s) \otimes \rho_{B_i}]] \quad (19)$$

represents the dissipation terms induced by the environment.

Next, we apply another approximation called Markov approximation [14–16] by assuming that the impact of system's past state on its future evolution can be neglected. To be specific, we firstly replace $\tilde{\rho}_S(s)$ in Eq. (19) by $\tilde{\rho}_S(t)$. Moreover, we also substitute the variable s by $t - s$ and change the upper limit of the integral to be infinity [16]. After all these procedures, we obtain

$$\mathcal{L}_i[\tilde{\rho}_S(t)] \approx - \int_0^{+\infty} ds \text{Tr}_B [\tilde{V}_i(t), [\tilde{V}_i(t-s), \tilde{\rho}_S(t) \otimes \rho_{B_i}]]. \quad (20)$$

According to Eqs. (12) and (17), the transformed subsystem-bath coupling $\tilde{V}_i(t)$ can be written as

$$\begin{aligned} \tilde{V}_i(t) &= \sum_{\mu} \sum_{n,m} e^{-i\phi_{nm}(t)} \mathcal{A}_{i\mu}(n, m, t) \otimes \tilde{B}_{i\mu}(t) \\ &= \sum_{\mu} \sum_{n,m} e^{i\phi_{nm}(t)} \mathcal{A}_{i\mu}^\dagger(m, n, t) \otimes \tilde{B}_{i\mu}^\dagger(t). \end{aligned} \quad (21)$$

Here, we have introduced the notations

$$\mathcal{A}_{i\mu}(n, m, t) \equiv \langle n(t) | A_{i\mu} | m(t) \rangle | n(0) \rangle \langle m(0) |, \quad (22)$$

$$\begin{aligned} \mathcal{A}_{i\mu}^\dagger(m, n, t) &\equiv [\mathcal{A}_{i\mu}(n, m, t)]^\dagger \\ &= \langle m(t) | A_{i\mu}^\dagger | n(t) \rangle | m(0) \rangle \langle n(0) |, \end{aligned} \quad (23)$$

and

$$\tilde{B}_{i\mu}(t) \equiv e^{iH_{B_i} t} B_{i\mu} e^{-iH_{B_i} t} \quad (24)$$

for brevity. It is noteworthy that the jump operators $\mathcal{A}_{i\mu}(n, m, t)$ and $\mathcal{A}_{i\mu}^\dagger(m, n, t)$ are time-dependent in general, which is strikingly different with the situation where the

Hamiltonian of the system is time-independent [14–16]. Inserting Eq. (21) into Eq. (20) leads to

$$\begin{aligned} & \mathcal{L}_i[\tilde{\rho}_S(t)] \\ & \approx \int_0^{+\infty} ds \text{Tr}_B [\tilde{V}_i(t-s) \tilde{\rho}_S(t) \otimes \rho_{B_i} \tilde{V}_i(t) - \tilde{V}_i(t) \tilde{V}_i(t-s) \tilde{\rho}_S(t) \otimes \rho_{B_i}] + \text{H.c.} \\ & = \sum_{\mu, n, m} \sum_{\mu', n', m'} \int_0^{+\infty} ds e^{i[\phi_{n'm'}(t) - \phi_{nm}(t-s)]} C_{i\mu'\mu}(s) \left[\mathcal{A}_{i\mu}(n, m, t-s) \tilde{\rho}_S(t) \mathcal{A}_{i\mu'}^\dagger(m', n', t) - \mathcal{A}_{i\mu'}^\dagger(m', n', t) \mathcal{A}_{i\mu}(n, m, t-s) \tilde{\rho}_S(t) \right] \\ & + \text{H.c.}, \end{aligned} \quad (25)$$

where

$$\begin{aligned} C_{i\mu'\mu}(s) & \equiv \text{Tr}_B [\tilde{B}_{i\mu'}^\dagger(t) \tilde{B}_{i\mu}(t-s) \rho_{B_i}] \\ & = \text{Tr}_B [\tilde{B}_{i\mu'}^\dagger(s) \tilde{B}_{i\mu}(0) \rho_{B_i}] \end{aligned} \quad (26)$$

stands for the correlation function [14–16] for bath i and H.c. represents the Hermitian conjugate terms. For a Markovian heat bath, its relaxation time τ_B is usually thought to be short enough. In addition, the correlation function $C_{i\mu'\mu}(s)$ is regarded as a nonzero function within the time τ_B while it decays to zero dramatically when $s \gtrsim \tau_B$ [16]. As has previously

been assumed, the bare Hamiltonian $H_0(t)$ changes little in the time scale τ_B . Therefore, it is justified to expand the phase factor $\phi_{nm}(t-s)$ and the jump operator $\mathcal{A}_{i\mu}(n, m, t-s)$ in the vicinity of t and only kept up to first order of s [45],

$$\begin{aligned} \phi_{nm}(t-s) & \approx \phi_{nm}(t) - s \frac{d\phi_{nm}(t)}{dt} \\ & \equiv \phi_{nm}(t) - s \dot{\phi}_{nm}(t), \end{aligned} \quad (27)$$

$$\begin{aligned} \mathcal{A}_{i\mu}(n, m, t-s) & \approx \mathcal{A}_{i\mu}(n, m, t) - s \frac{d}{dt} \mathcal{A}_{i\mu}(n, m, t) \\ & \equiv \mathcal{A}_{i\mu}(n, m, t) - s \dot{\mathcal{A}}_{i\mu}(n, m, t). \end{aligned} \quad (28)$$

The dissipation term $\mathcal{L}_i[\tilde{\rho}_S(t)]$ then becomes

$$\begin{aligned} \mathcal{L}_i[\tilde{\rho}_S(t)] & \approx \sum_{\mu, n, m} \sum_{\mu', n', m'} e^{i[\phi_{n'm'}(t) - \phi_{nm}(t)]} \Gamma_{i\mu'\mu}^{(0)}(\dot{\phi}_{nm}(t)) \left[\mathcal{A}_{i\mu}(n, m, t) \tilde{\rho}_S(t) \mathcal{A}_{i\mu'}^\dagger(m', n', t) - \mathcal{A}_{i\mu'}^\dagger(m', n', t) \mathcal{A}_{i\mu}(n, m, t) \tilde{\rho}_S(t) \right] \\ & + \sum_{\mu, n, m} \sum_{\mu', n', m'} e^{i[\phi_{n'm'}(t) - \phi_{nm}(t)]} \Gamma_{i\mu'\mu}^{(1)}(\dot{\phi}_{nm}(t)) \left[\dot{\mathcal{A}}_{i\mu}(n, m, t) \tilde{\rho}_S(t) \mathcal{A}_{i\mu'}^\dagger(m', n', t) - \mathcal{A}_{i\mu'}^\dagger(m', n', t) \dot{\mathcal{A}}_{i\mu}(n, m, t) \tilde{\rho}_S(t) \right] \\ & + \text{H.c.}, \end{aligned} \quad (29)$$

where the coefficients

$$\Gamma_{i\mu'\mu}^{(0)}(\dot{\phi}_{nm}(t)) \equiv \int_0^{+\infty} ds e^{is\dot{\phi}_{nm}(t)} C_{i\mu'\mu}(s) \quad (30)$$

and

$$\Gamma_{i\mu'\mu}^{(1)}(\dot{\phi}_{nm}(t)) \equiv - \int_0^{+\infty} ds e^{is\dot{\phi}_{nm}(t)} C_{i\mu'\mu}(s) s \quad (31)$$

represent the dissipation rate originating from the heat bath and the corresponding correction part induced by nonadiabaticity, respectively.

Up to now, we have obtained the most general form of the TDLME. For convenience in the practical application, we further introduce the secular rotating wave approximation [14, 16] to significantly simplify $\mathcal{L}_i[\tilde{\rho}_S(t)]$. We assume that the terms for which $\phi_{n'm'}(t) \neq \phi_{nm}(t)$ oscillate rapidly so that they can be neglected. The simplified form of $\mathcal{L}_i[\tilde{\rho}_S(t)]$ under this assumption is not universal in general. It rather depends on the energy spectrum of the system. For instance, if both the phase factors $\phi_n(t)$ and $\phi_{nm}(t)$ are non-degenerate [46], then only the following two categories of terms are left: the terms with $n = m$, $n' = m'$ and the terms with $n = n'$ and $m = m'$. In this case, $\mathcal{L}_i[\tilde{\rho}_S(t)]$ can be reduced into a simpler form,

$$\begin{aligned}
\mathcal{L}_i[\tilde{\rho}_S(t)] \approx & \sum_{\mu,n,n'} \sum_{\mu'} \Gamma_{i\mu'\mu}^{(0)}(0) \left[\mathcal{A}_{i\mu}(n,n,t) \tilde{\rho}_S(t) \mathcal{A}_{i\mu'}^\dagger(n',n',t) - \mathcal{A}_{i\mu'}^\dagger(n',n',t) \mathcal{A}_{i\mu}(n,n,t) \tilde{\rho}_S(t) \right] \\
& + \sum_{\mu,n \neq m} \sum_{\mu'} \Gamma_{i\mu'\mu}^{(0)}(\dot{\phi}_{nm}(t)) \left[\mathcal{A}_{i\mu}(n,m,t) \tilde{\rho}_S(t) \mathcal{A}_{i\mu'}^\dagger(m,n,t) - \mathcal{A}_{i\mu'}^\dagger(m,n,t) \mathcal{A}_{i\mu}(n,m,t) \tilde{\rho}_S(t) \right] \\
& + \sum_{\mu,n,n'} \sum_{\mu'} \Gamma_{i\mu'\mu}^{(1)}(0) \left[\dot{\mathcal{A}}_{i\mu}(n,n,t) \tilde{\rho}_S(t) \mathcal{A}_{i\mu'}^\dagger(n',n',t) - \mathcal{A}_{i\mu'}^\dagger(n',n',t) \dot{\mathcal{A}}_{i\mu}(n,n,t) \tilde{\rho}_S(t) \right] \\
& + \sum_{\mu,n \neq m} \sum_{\mu'} \Gamma_{i\mu'\mu}^{(1)}(\dot{\phi}_{nm}(t)) \left[\dot{\mathcal{A}}_{i\mu}(n,m,t) \tilde{\rho}_S(t) \mathcal{A}_{i\mu'}^\dagger(m,n,t) - \mathcal{A}_{i\mu'}^\dagger(m,n,t) \dot{\mathcal{A}}_{i\mu}(n,m,t) \tilde{\rho}_S(t) \right] \\
& + \text{H.c.}
\end{aligned} \tag{32}$$

By introducing the notation $j = 0, 1$ and the parameters

$$\gamma_{i\mu'\mu}^{(j)}(\dot{\phi}_{nm}) \equiv \Gamma_{i\mu'\mu}^{(j)} + \left(\Gamma_{i\mu\mu'}^{(j)} \right)^*, \tag{33}$$

$$S_{i\mu'\mu}^{(j)}(\dot{\phi}_{nm}) \equiv \frac{1}{2i} \left[\Gamma_{i\mu'\mu}^{(j)} - \left(\Gamma_{i\mu\mu'}^{(j)} \right)^* \right], \tag{34}$$

Eq. (32) can be rewritten into a more compact form,

$$\begin{aligned}
\mathcal{L}_i[\tilde{\rho}_S(t)] = & -i[H_{i,LS}^{(0)} + H_{i,LS}^{(1)}, \tilde{\rho}_S(t)] \\
& + \mathcal{D}_i^{(0)}[\tilde{\rho}_S(t)] + \mathcal{D}_i^{(1)}[\tilde{\rho}_S(t)],
\end{aligned} \tag{35}$$

where the zeroth order terms

$$H_{i,LS}^{(0)} \equiv \sum_{\mu,n,n'} \sum_{\mu'} S_{i\mu'\mu}^{(0)}(0) \mathcal{A}_{i\mu'}^\dagger(n',n',t) \mathcal{A}_{i\mu}(n,n,t) + \sum_{\mu,n \neq m} \sum_{\mu'} S_{i\mu'\mu}^{(0)}(\dot{\phi}_{nm}) \mathcal{A}_{i\mu'}^\dagger(m,n,t) \mathcal{A}_{i\mu}(n,m,t) \tag{36}$$

and

$$\begin{aligned}
\mathcal{D}_i^{(0)}[\tilde{\rho}_S(t)] \equiv & \sum_{\mu,n,n'} \sum_{\mu'} \gamma_{i\mu'\mu}^{(0)}(0) \left[\mathcal{A}_{i\mu}(n,n,t) \tilde{\rho}_S(t) \mathcal{A}_{i\mu'}^\dagger(n',n',t) - \frac{1}{2} \left\{ \mathcal{A}_{i\mu'}^\dagger(n',n',t) \mathcal{A}_{i\mu}(n,n,t), \tilde{\rho}_S(t) \right\} \right] \\
& + \sum_{\mu,n \neq m} \sum_{\mu'} \gamma_{i\mu'\mu}^{(0)}(\dot{\phi}_{nm}) \left[\mathcal{A}_{i\mu}(n,m,t) \tilde{\rho}_S(t) \mathcal{A}_{i\mu'}^\dagger(m,n,t) - \frac{1}{2} \left\{ \mathcal{A}_{i\mu'}^\dagger(m,n,t) \mathcal{A}_{i\mu}(n,m,t), \tilde{\rho}_S(t) \right\} \right]
\end{aligned} \tag{37}$$

represent the Lamb shift Hamiltonian and the dissipator [16],

respectively. The first order terms

$$H_{i,LS}^{(1)} \equiv \sum_{\mu,n,n'} \sum_{\mu'} S_{i\mu'\mu}^{(1)}(0) \mathcal{A}_{i\mu'}^\dagger(n',n',t) \dot{\mathcal{A}}_{i\mu}(n,n,t) + \sum_{\mu,n \neq m} \sum_{\mu'} S_{i\mu'\mu}^{(1)}(\dot{\phi}_{nm}) \mathcal{A}_{i\mu'}^\dagger(m,n,t) \dot{\mathcal{A}}_{i\mu}(n,m,t) \tag{38}$$

and

$$\begin{aligned}
\mathcal{D}_i^{(1)}[\tilde{\rho}_S(t)] \equiv & \sum_{\mu,n,n'} \sum_{\mu'} \gamma_{i\mu'\mu}^{(1)}(0) \left[\dot{\mathcal{A}}_{i\mu}(n,n,t) \tilde{\rho}_S(t) \mathcal{A}_{i\mu'}^\dagger(n',n',t) - \frac{1}{2} \left\{ \mathcal{A}_{i\mu'}^\dagger(n',n',t) \dot{\mathcal{A}}_{i\mu}(n,n,t), \tilde{\rho}_S(t) \right\} \right] \\
& + \sum_{\mu,n \neq m} \sum_{\mu'} \gamma_{i\mu'\mu}^{(1)}(\dot{\phi}_{nm}) \left[\dot{\mathcal{A}}_{i\mu}(n,m,t) \tilde{\rho}_S(t) \mathcal{A}_{i\mu'}^\dagger(m,n,t) - \frac{1}{2} \left\{ \mathcal{A}_{i\mu'}^\dagger(m,n,t) \dot{\mathcal{A}}_{i\mu}(n,m,t), \tilde{\rho}_S(t) \right\} \right]
\end{aligned} \tag{39}$$

denote the modification parts of the Lamb shift Hamiltonian

and the dissipator, which originate from the nonadiabatic evo-

lution of the system. It is worthy noting that the jump operators in each monomial of $\mathcal{D}_i^{(0)}[\tilde{\rho}_S(t)]$ and $\mathcal{D}_i^{(1)}[\tilde{\rho}_S(t)]$, such as $\mathcal{A}_{i\mu}(n, n, t)$ and $\mathcal{A}_{i\mu}^\dagger(n', n', t)$, belong to the Hilbert space of the same subsystem. As a consequence, the interplay effect of two different local heat baths is absent and our approach is truly based on the local picture [17]. Combining Eqs. (18) and (35), we finally derive the following LGKS form [14–16, 41–43] of the TDLME in the adiabatic frame of reference,

$$\begin{aligned} \frac{d}{dt}\tilde{\rho}_S = & -i \left[\tilde{H}_0(t) + \lambda \tilde{H}_I(t) + \zeta^2 \sum_{i=1}^N \left(H_{i,LS}^{(0)} + H_{i,LS}^{(1)} \right), \tilde{\rho}_S(t) \right] \\ & + \zeta^2 \sum_{i=1}^N \left(\mathcal{D}_i^{(0)}[\tilde{\rho}_S(t)] + \mathcal{D}_i^{(1)}[\tilde{\rho}_S(t)] \right). \end{aligned} \quad (40)$$

By using the relation $\rho_S(t) = \text{Tr}_B [U(t)\tilde{\rho}(t)U^\dagger(t)] = U_S(t)\tilde{\rho}_S(t)U_S^\dagger(t)$, it is straightforward to obtain the TDLME in the Schrödinger picture.

Note that when H_0 is time-independent, neglecting the Lamb shift contribution and then transforming Eq. (40) back into the original Schrödinger picture lead to the standard form of the LME [17] (see Appendix A for detail; see also the toy model discussed in Sec. V as a specific example),

$$\frac{d}{dt}\rho_S = -i[H_0 + \lambda H_I, \rho_S(t)] + \zeta^2 \sum_{i=1}^N \mathcal{D}_i^{(0)}[\rho_S(t)]. \quad (41)$$

Thus, Eq. (40) can be regarded as a generalization of the LME.

III. TDLME FOR BOSONIC HEAT BATHS

In the preceding section, we have derived the most general form of the TDLME. To exactly determine the expressions of the parameters $\gamma_{i\mu'\mu}^{(j)}$ and $S_{i\mu'\mu}^{(j)}$ in the master equation, the nature of the baths as well as the structure of the system-bath interaction should be specified. In this section, we consider one of the most frequently adopted models in theoretical discussion, where the heat bath is composed of a multimode bosonic field (such as the electromagnetic field), and the subsystem couples to the bath via the dipole interaction [14, 16, 40]. To be concrete, the bath's Hamiltonian H_{B_i} and the subsystem-

bath interaction V_i take the form

$$H_{B_i} = \sum_{k_i} \omega_{k_i} b_{k_i}^\dagger b_{k_i} \quad (42)$$

and

$$\begin{aligned} V_i &= A_i \otimes B_i \\ &= A_i \otimes \sum_{k_i} g_{k_i} (b_{k_i}^\dagger + b_{k_i}), \end{aligned} \quad (43)$$

respectively, where the label k_i denotes the mode of the field for bath B_i , ω_{k_i} and b_{k_i} are frequency and bosonic annihilation operator of the field mode, and g_{k_i} is the coupling strength between the subsystem and the local heat bath.

We now turn to evaluate the correlation function of the thermal bath. Without loss of the generality, we assume the operators A_i and B_i are Hermitian. In this case, g_{k_i} is a real number. By applying the transformation given by Eq. (24), we obtain

$$\tilde{B}_i(t) = \sum_{k_i} g_{k_i} (b_{k_i}^\dagger e^{i\omega_{k_i}t} + b_{k_i} e^{-i\omega_{k_i}t}). \quad (44)$$

Inserting it into Eq. (26) and after some rearrangement, the bath correlation function $C_i(s)$ takes the following form (see Appendix C for detail),

$$\begin{aligned} C_i(s) &= \int_0^{+\infty} d\omega \rho_i(\omega) g_i^2(\omega) \left[\coth\left(\frac{\beta_i \omega}{2}\right) \cos(\omega s) - i \sin(\omega s) \right]. \end{aligned} \quad (45)$$

Here, $\rho_i(\omega)$ is the mode density of the field and $g_i(\omega)$ is the strength of the coupling under the continuous frequency limitation. Making use of the spectral density defined as

$$\mathcal{J}_i(\omega) \equiv \rho_i(\omega) g_i^2(\omega), \quad (46)$$

the bath correlation function can be rewritten into the standard form [16, 40],

$$C_i(s) = \int_0^{+\infty} d\omega \mathcal{J}_i(\omega) \left[\coth\left(\frac{\beta_i \omega}{2}\right) \cos(\omega s) - i \sin(\omega s) \right]. \quad (47)$$

The combination of Eqs. (30), (33), (34), and (47) immediately yields

$$\gamma_i^{(0)}(\phi) = 2 \int_0^{+\infty} ds \int_0^{+\infty} d\omega \mathcal{J}_i(\omega) \left[\coth\left(\frac{\beta_i \omega}{2}\right) \cos(\omega s) \cos(\phi s) + \sin(\omega s) \sin(\phi s) \right], \quad (48)$$

$$S_i^{(0)}(\phi) = \int_0^{+\infty} ds \int_0^{+\infty} d\omega \mathcal{J}_i(\omega) \left[\coth\left(\frac{\beta_i \omega}{2}\right) \cos(\omega s) \sin(\phi s) - \sin(\omega s) \cos(\phi s) \right]. \quad (49)$$

Here, we have used the notation $\dot{\phi} = \dot{\phi}_{nm}(t)$ for the sake of

brevity. These two integrals can be worked out provided the

spectral density $\mathcal{J}_i(\omega)$ is given. In the theoretical discussion, $\mathcal{J}_i(\omega)$ is usually determined by phenomenological theory. For simplicity, here we take $\mathcal{J}_i(\omega)$ to be an Ohmic spectral density with a Lorentz-Drude cutoff function [16],

$$\mathcal{J}_i(\omega) = \frac{2\kappa_i}{\pi} \omega \frac{\Omega_i^2}{\Omega_i^2 + \omega^2}. \quad (50)$$

Here, κ_i is a frequency-independent constant which characters the strength of system-bath interaction and Ω_i is the cutoff frequency of the spectral density. Furthermore, we assume that the temperature of the local bath is high enough so that $k_B T_i \gtrsim \Omega_i$ is satisfied. In this case, the parameters $\gamma_i^{(0)}$ and $S_i^{(0)}$ read (see Appendix D for detail)

$$\gamma_i^{(0)}(\dot{\phi}) = \pi \mathcal{J}_i(\dot{\phi}) \left(\coth \frac{\beta_i \dot{\phi}}{2} + 1 \right), \quad (51)$$

$$S_i^{(0)}(\dot{\phi}) \approx \frac{\kappa_i \Omega_i}{\dot{\phi}^2 + \Omega_i^2} (2k_B T_i \dot{\phi} - \Omega_i^2). \quad (52)$$

By using the relation

$$\Gamma_i^{(1)} = i \frac{d}{d\dot{\phi}} \Gamma_i^{(0)}, \quad (53)$$

the parameters $\gamma_i^{(1)}$ and $S_i^{(1)}$ can be obtained as

$$\begin{aligned} \gamma_i^{(1)}(\dot{\phi}) &= -2 \frac{d}{d\dot{\phi}} S_i^{(0)} \\ &\approx -\frac{4\kappa_i \Omega_i}{(\dot{\phi}^2 + \Omega_i^2)^2} [k_B T_i (\Omega_i^2 - \dot{\phi}^2) + \Omega_i^2 \dot{\phi}], \end{aligned} \quad (54)$$

$$\begin{aligned} S_i^{(1)}(\dot{\phi}) &= \frac{1}{2} \frac{d}{d\dot{\phi}} \gamma_i^{(0)} \\ &= \frac{\pi}{2} \left[\mathcal{J}_i'(\dot{\phi}) \left(\coth \frac{\beta_i \dot{\phi}}{2} + 1 \right) - \frac{\beta_i \mathcal{J}_i(\dot{\phi})}{2 \sinh^2 \frac{\beta_i \dot{\phi}}{2}} \right]. \end{aligned} \quad (55)$$

IV. THERMODYNAMIC INCONSISTENCIES FOR THE LME AND TDLME

LME serves as an effective and widespread description for a time-independent boundary-driven system, whose subsystems interact with each other and weakly couple to their respective local heat bath [10, 17, 22, 25, 26]. Nevertheless, it has been shown that the LME can lead to apparent inconsistency with the second law of thermodynamics [17, 32, 33]. Despite great effects based on other alternative frameworks are made to reconcile the LME with the thermodynamic law [17, 34–39], the substantial reason behind this contradiction remains obscure. In the present section, we begin to address this issue with theoretical analysis and establish the range of validity for the LME.

As mentioned previously, the evolution of a system coupling to the local thermal reservoirs at its boundary can be characterized by the following LME [38],

$$\frac{d}{dt} \rho_S = -i \left[\sum_i H_{s_i} + \lambda H_I, \rho_S(t) \right] + \zeta^2 \sum_i \mathcal{D}_i[\rho_S(t)] \quad (56)$$

with dissipators

$$\mathcal{D}_i[\rho_S(t)] = \sum_{n_i, m_i} \gamma_{n_i, m_i} \left(L_{n_i, m_i} \rho_S L_{n_i, m_i}^\dagger - \frac{1}{2} \{ L_{n_i, m_i}^\dagger L_{n_i, m_i}, \rho_S \} \right). \quad (57)$$

Here, $L_{n_i, m_i} = L_{m_i, n_i}^\dagger$ is the eigenoperator [36] of H_{s_i} which satisfies

$$[H_{s_i}, L_{n_i, m_i}] = (\epsilon_{n_i} - \epsilon_{m_i}) L_{n_i, m_i}. \quad (58)$$

ϵ_{n_i} and ϵ_{m_i} are eigenvalues of H_{s_i} [47]. The dissipation rates γ_{n_i, m_i} and γ_{m_i, n_i} obey the detailed balance condition,

$$\frac{\gamma_{n_i, m_i}}{\gamma_{m_i, n_i}} = e^{-\beta_i (\epsilon_{n_i} - \epsilon_{m_i})}, \quad (59)$$

with $\beta_i \equiv 1/(k_B T_i)$ being the inverse temperature of bath i and k_B being Boltzmann constant. Conventionally, the Lamb shift term has been ignored for simplicity.

Let us start by temporarily considering the particular situation where the intrasubsystem interaction λH_I is absent. In this case, the subsystems are isolated with each other and they reach to their own thermal equilibrium state after a sufficient long time. Hence, the steady state of the system $\rho_{0,ss}$ can be denoted as

$$\rho_{0,ss} = \otimes \prod_{i=1}^N \frac{e^{-\beta_i H_{s_i}}}{Z_i}, \quad (60)$$

where $Z_i = \text{Tr} [\exp(-\beta_i H_{s_i})]$ is the partition function of subsystem s_i . The heat current flowing from bath i to subsystem s_i [17] at the steady state of course equals zero, i.e.,

$$\begin{aligned} J_{0,i,ss} &\equiv \zeta^2 \text{Tr} \left(\sum_k H_{s_k} \mathcal{D}_i[\rho_{0,ss}] \right) \\ &= \zeta^2 \text{Tr} (H_{s_i} \mathcal{D}_i[\rho_{0,ss}]) \\ &= 0. \end{aligned} \quad (61)$$

We now go back to the general case by taking into account the impact of the interaction between subsystems. Due to the presence of the intersubsystem coupling λH_I , the steady state $\rho_{ss}(\lambda)$ of Eq. (56) now deviates from $\rho_{0,ss}$. We further suppose that $\rho_{ss}(\lambda)$ is a smoothly varying function of parameter λ . Since the interaction λH_I is weak, the deviation is not so large and $\rho_{ss}(\lambda)$ can be approximated by the Taylor expansion up to the first order of λ ,

$$\begin{aligned} \rho_{ss}(\lambda) &\approx \rho_{ss}(0) + \lambda \rho^{(1)} \\ &= \rho_{0,ss} + \lambda \rho^{(1)}, \end{aligned} \quad (62)$$

where $\rho^{(1)}$ is the first order correction term induced by the subsystem interaction. The heat current of bath i [17] at the

steady state becomes

$$\begin{aligned}
J_{i,ss} &\equiv \zeta^2 \text{Tr} \left\{ \left(\sum_k H_{s_k} + \lambda H_I \right) \mathcal{D}_i[\rho_{ss}(\lambda)] \right\} \\
&= \zeta^2 \text{Tr} \left\{ \left(\sum_k H_{s_k} + \lambda H_I \right) \left(\mathcal{D}_i[\rho_{0,ss}] + \lambda \mathcal{D}_i[\rho^{(1)}] \right) \right\} \\
&= \lambda \zeta^2 \text{Tr} \left(\sum_k H_{s_k} \mathcal{D}_i[\rho^{(1)}] + H_I \mathcal{D}_i[\rho_{0,ss}] \right) + O(\lambda^2 \zeta^2).
\end{aligned} \tag{63}$$

Here, we have used the linearity of superoperator \mathcal{D}_i . Equation (63) shows that the leading order of the heat current $J_{i,ss}$ evaluated according to the LME is at least $\lambda \zeta^2$. However, the LME itself is only kept up to the order of ζ^2 and the higher order terms are completely neglected. This implies that the heat current $J_{i,ss}$ obtained from the LME cannot be used to represent the true value of the steady-state heat current in general, and it is not surprising that using this inaccurate heat current can lead to the violation of the second thermodynamic law. In other words, without carefully comparing the heat current $J_{i,ss}$ and its counterpart evaluated from the neglected dissipation terms, the LME inherently fails to precisely describe the thermodynamic properties near the steady state, even if the results obtained from this equation may coincidentally agree with the second thermodynamic law. The analysis made above focuses on the case in which each subsystem is coupled to its own heat bath. The situation where only a part of subsystem contacting with the local heat bath is discussed in Appendix B, and the conclusion is exactly the same as that drew here.

Although the LME (56) might result in the thermodynamic inconsistency when the system approaches the steady state, it well describes the evolution of the system far away from the steady state, and the second law always holds in this regime. Let us consider a state $\rho_S(t)$ out of the steady state such that the leading order of the heat current evaluated accordingly is of the order of ζ^2 , that is,

$$J_i(t) \equiv \zeta^2 \text{Tr} \left\{ \left(\sum_k H_{s_k} + \lambda H_I \right) \mathcal{D}_i[\rho_S(t)] \right\} \sim \zeta^2. \tag{64}$$

It is convenient to divide the heat current $J_i(t)$ into two parts which have different orders of magnitude,

$$\begin{aligned}
J_i(t) &= \zeta^2 \text{Tr} \left(\sum_k H_{s_k} \mathcal{D}_i[\rho_S(t)] \right) + \lambda \zeta^2 \text{Tr} (H_I \mathcal{D}_i[\rho_S(t)]) \\
&\equiv J_i^s(t) + J_i^I(t).
\end{aligned} \tag{65}$$

Here, J_i^s and J_i^I represent the contributions to the heat flow from the bare system Hamiltonian and the internal interaction, respectively. Since $J_i(t) \sim \zeta^2$ and $J_i^I(t) \sim \lambda \zeta^2$, the predominant contribution to the heat current $J_i(t)$ must come from the bare system Hamiltonian, namely $J_i(t) \approx J_i^s(t) \sim \zeta^2$. There-

fore, the entropy production rate $\dot{\Sigma}(t)$ can be approximated by

$$\begin{aligned}
\dot{\Sigma}(t) &\equiv \frac{dS}{dt} - \sum_i \beta_i J_i(t) \\
&\approx \frac{dS}{dt} - \sum_i \beta_i J_i^s(t).
\end{aligned} \tag{66}$$

Here, we have defined $S(t) \equiv -k_B \text{Tr} [\rho_S(t) \ln \rho_S(t)]$ as the entropy of the system. According to the analysis in Refs. [1] and [38], the entropy production rate which only involves the heat current associated with the bare system Hamiltonian is always non-negative. Therefore, $\dot{\Sigma} \geq 0$ and the second law of thermodynamics holds in this case.

The subtleties arise when we study the issue of the time-dependent boundary driven system. In this case, even if we suppose that $U_S \mathcal{A}_{i\mu} U_S^\dagger$ is the instantaneous eigenoperator of $H_{s_i}(t)$, the operator $U_S \mathcal{A}_{i\mu} U_S^\dagger$ in the first order dissipation term $U_S \mathcal{D}_i^{(1)} U_S^\dagger$ does not have to be that way. To simplify the problem, here we consider the slowly driven case in which the characteristic time of the external driving is much smaller than the relaxation time of the system. Consequently, the term $\mathcal{D}_i^{(1)}$ can be regarded as the higher order perturbation compared with $\mathcal{D}_i^{(0)}$ term. Despite this, the detailed balance condition given by Eq. (59) may not necessarily be satisfied during the evolution, due to the presence of the adiabatic phase ξ_n [see Eq. (51) as a typical example]. That is, generally speaking, the role of the heat bath in this case is not to thermalize the system to an equilibrium state, even though we ignore the first order correction terms $\mathcal{D}_i^{(1)}$. From this point of view, it makes little sense to discuss whether the second law is violated for the system under the external driven. In order to make the investigation meaningful, we narrow our discussion down to the situation where we can find the parameters β_i^{eff} called effective temperature, such that the following equation,

$$\frac{\gamma_i^{(0)}(\phi_{n_i m_i})}{\gamma_i^{(0)}(\phi_{m_i n_i})} = \exp \left\{ -\beta_i^{\text{eff}} [\varepsilon_{n_i}(t) - \varepsilon_{m_i}(t)] \right\}, \tag{67}$$

is satisfied for arbitrary n_i and m_i during the whole process concerned. Moreover, we further assume that β_i^{eff} is always equal to the temperature of the local heat bath, namely $\beta_i^{\text{eff}} = \beta_i$. These two assumptions are simultaneously satisfied at the vanishing adiabatic phase ξ_n [see Eq. (51) in Sec. V as an example]. Under these premises, the TDLME derived in the present paper may also cause the disagreement with the second law when the system is near the instantaneous steady state. The reason is that for those small quantities higher than ζ^2 , only a portion of them are retained in Eq. (40), the other parts, such as the terms proportional to $\lambda \zeta^2$, are totally ignored as before. Thus, it may also give rise to the contradiction of the thermodynamic law when the system approaches the steady state. In analogy with the time-independent case, the TDLME works well when the system is far from the steady state. In this situation, all the relevant thermodynamic quantities calculated accordingly, like heat current $J_i(t)$, are of the order of ζ^2 . This guarantees the chief contribution of the bare

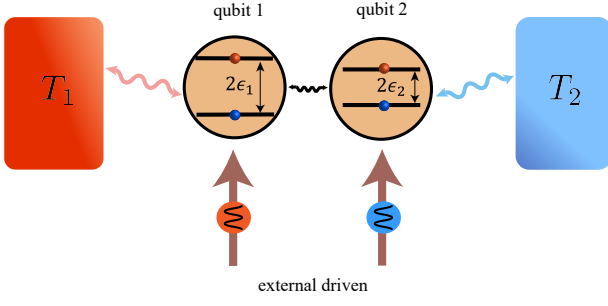


FIG. 1. Schematic diagram for the toy model. The system of interest consists of a pair of externally driven qubits. The two qubits interact with each other and the energy gaps for each qubit at the initial time are denoted by $2\epsilon_1$ and $2\epsilon_2$, respectively. In addition, qubit 1 is connected with the local hot heat bath while qubit 2 is coupled to the local cold thermal reservoir.

system Hamiltonian in the heat current. Therefore, the entropy production rate is always non-negative and the second law is obeyed.

V. NUMERICAL ILLUSTRATION

In this section, we confirm our results obtained previously by a toy model. As shown in Fig. 1, the system concerned contains a pair of weakly coupled subsystems, qubit 1 and qubit 2, and both of them undergo the time-dependent external driven. The full Hamiltonian of the system reads

$$H_S(t) = \sum_{i=1,2} [\epsilon_i \sigma_i^z + f_i(t) \sigma_i^x] + \lambda (\sigma_1^+ \sigma_2^- + \sigma_1^- \sigma_2^+). \quad (68)$$

Here, $\sigma_i^{x,y,z}$ represent Pauli matrix for qubit i , ϵ_i characterizes the energy gap for each bare Hamiltonian at the initial time, $f_i(t)$ and λ denote the strengths of the external driven [48] and intrasubsystem interaction, respectively, and $\sigma_i^\pm \equiv (\sigma_i^x \pm i\sigma_i^y)/2$ are the raising and lowering operators for qubit i . In addition, each qubit connects to its own local bosonic heat bath via the following dipole interaction [40],

$$V_i = \zeta \sigma_i^x \otimes \sum_k g_{i,k} (b_{i,k}^\dagger + b_{i,k}). \quad (69)$$

Without loss of the generality, we have assumed $T_1 > T_2$.

For a two level system, it is convenient to introduce the basis $|\uparrow\rangle_i \equiv (1, 0)_i^T$ and $|\downarrow\rangle_i \equiv (0, 1)_i^T$ to rewrite the Pauli matrix as [40]

$$\sigma_i^x = |\uparrow\rangle_i \langle \downarrow|_i + |\downarrow\rangle_i \langle \uparrow|_i \quad (70)$$

and

$$\sigma_i^z = |\uparrow\rangle_i \langle \uparrow|_i - |\downarrow\rangle_i \langle \downarrow|_i. \quad (71)$$

The instantaneous eigenstates of each qubit, $|e(t)\rangle_i$ and $|g(t)\rangle_i$, in this representation take the form [40],

$$|e(t)\rangle_i = \cos \frac{\theta_i(t)}{2} |\uparrow\rangle_i + \sin \frac{\theta_i(t)}{2} |\downarrow\rangle_i \quad (72)$$

and

$$|g(t)\rangle_i = -\sin \frac{\theta_i(t)}{2} |\uparrow\rangle_i + \cos \frac{\theta_i(t)}{2} |\downarrow\rangle_i, \quad (73)$$

where we have introduced the parameters $\theta_i(t) \in (-\pi/2, \pi/2)$ satisfying

$$\tan \theta_i(t) = \frac{f_i(t)}{\epsilon_i}. \quad (74)$$

The corresponding eigenvalues are

$$E_{e,i}(t) = -E_{g,i}(t) = \sqrt{\epsilon_i^2 + f_i^2(t)}. \quad (75)$$

Thanks to

$${}_i\langle e(t) | \dot{e}(t) \rangle_i = {}_i\langle g(t) | \dot{g}(t) \rangle_i = 0, \quad (76)$$

all the adiabatic phases are zero and only dynamic phases are retained in the phase factor. Performing the adiabatic transformation defined in Sec. II on the coupling V_i leads to [40]

$$\begin{aligned} \tilde{V}_i(t) &= U^\dagger(t) V_i U(t) \\ &= \zeta \left\{ \sin \theta_i \sigma_i^z + \cos \theta_i \left[e^{-i\eta_{eg,i}(t)} \sigma_i^+ + \text{H.c.} \right] \right\} \otimes \tilde{B}_i(t), \end{aligned} \quad (77)$$

where the difference of the dynamic phase $\eta_{eg,i}(t)$ is defined as

$$\begin{aligned} \eta_{eg,i}(t) &\equiv \eta_{e,i}(t) - \eta_{g,i}(t) \\ &= -\int_0^t [E_{e,i}(\tau) - E_{g,i}(\tau)] d\tau \\ &= -2 \int_0^t \sqrt{\epsilon_i^2 + f_i^2(\tau)} d\tau, \end{aligned} \quad (78)$$

and the definition of $\tilde{B}_i(t)$ is given by Eq. (44).

Combining Eqs. (40) and (77) and after some algebra, we finally obtain the following TDLME in the Schrödinger picture,

$$\begin{aligned} \frac{d\rho_S}{dt} &= -i[H_S(t), \rho_S] + \zeta^2 \sum_{i=1,2} \mathcal{L}_i[\rho_S(t)] \\ &= -i[H_S(t), \rho_S] + \zeta^2 \sum_{i=1,2} \left[\gamma_i^z(t) (\hat{\sigma}_i^z \rho_S \hat{\sigma}_i^z - \rho_S) \right. \\ &\quad + \gamma_i^-(t) \left(\hat{\sigma}_i^- \rho_S \hat{\sigma}_i^+ - \frac{1}{2} \{ \hat{\sigma}_i^+ \hat{\sigma}_i^-, \rho_S \} \right) \\ &\quad \left. + \gamma_i^+(t) \left(\hat{\sigma}_i^+ \rho_S \hat{\sigma}_i^- - \frac{1}{2} \{ \hat{\sigma}_i^- \hat{\sigma}_i^+, \rho_S \} \right) \right]. \end{aligned} \quad (79)$$

Here, the operators $\hat{\sigma}_i^{\pm,z}$ are defined based on the instantaneous eigenstates; e.g., $\hat{\sigma}_i^+ = |e(t)\rangle_i \langle g(t)|_i$. The dissipation rates take the form,

$$\gamma_i^z(t) = \gamma_i^{(0)}(0) \sin^2 \theta_i + \gamma_i^{(1)}(0) \sin \theta_i \frac{d}{dt} \sin \theta_i, \quad (80)$$

$$\gamma_i^-(t) = \gamma_i^{(0)}(2E_{e,i}) \cos^2 \theta_i + \gamma_i^{(1)}(2E_{e,i}) \cos \theta_i \frac{d}{dt} \cos \theta_i, \quad (81)$$

$$\gamma_i^+(t) = \gamma_i^{(0)}(-2E_{e,i}) \cos^2 \theta_i + \gamma_i^{(1)}(-2E_{e,i}) \cos \theta_i \frac{d}{dt} \cos \theta_i, \quad (82)$$

and we have neglected the Lamb shift term as well as its corresponding modification part for simplicity. Note that when the Hamiltonian H_S is time-independent, we immediately have $\gamma_i^- = 0$ and Eq. (79) recovers to the conventional form of the LME [17]. Since the time derivative of the entropy takes the form [38],

$$\frac{dS}{dt} = -\zeta^2 \sum_{i=1,2} \text{Tr} \{ \mathcal{L}_i[\rho_S(t)] \ln \rho_S(t) \}, \quad (83)$$

the entropy production rate $\dot{\Sigma}(t)$ reads

$$\begin{aligned} \dot{\Sigma}(t) &= \frac{dS}{dt} - \sum_i \beta_i J_i(t) \\ &= -\zeta^2 \sum_{i=1,2} \text{Tr} \{ [\ln \rho_S(t) + \beta_i H_S(t)] \mathcal{L}_i[\rho_S(t)] \} \end{aligned} \quad (84)$$

Now, let us perform some numerical analysis by taking a specific driven protocol. As a simple but typical example, we consider a periodic driving process, $f_i(t) = a_i \sin \omega_i t$, where a_i denotes the strength of the driven Hamiltonian and ω_i characters the speed of the external driving. In the numerical simulation, the energy gaps of the subsystems and the temperatures of the local heat baths are set to be $\varepsilon_1 = 20$, $\varepsilon_2 = 10$ and $T_1 = 15$, $T_2 = 10$, respectively. By taking this choice, the condition $\varepsilon_1/T_1 > \varepsilon_2/T_2$ is satisfied and according to the demonstration presented in Ref. [17], the second law is violated at the steady state when the Hamiltonian of the system is time-independent. The strengths of the intrasubsystem interaction λ and the system-bath coupling ζ are taking as $\lambda = 1.5$ and $\zeta = 1$, which are much smaller than the energy level difference of the subsystem. The whole system is assumed to be prepared at the initial state whose entropy takes the maximum value, i.e., $\rho_S(0) = \rho_1(0) \otimes \rho_2(0)$ with $\rho_i(0) = (|\uparrow\rangle_i \langle \uparrow|_i + |\downarrow\rangle_i \langle \downarrow|_i)/2$.

We firstly consider the situation where the external driven is absent. Figure 2 displays the dynamics of the heat current $J_i(t)$ and the entropy production rate $\dot{\Sigma}(t)$ when $a_1 = a_2 = 0$. At the beginning of the evolution, the system is far from the steady state and $J_i(t)$ is of the order of ζ^2 [49]. In this regime, the rate of entropy production $\dot{\Sigma}(t)$ is always positive and the second law is obeyed. However, when the system is near the steady state ($12.5 \lesssim t \lesssim 30$), the entropy production rate $\dot{\Sigma}(t)$ indeed becomes negative and the heat flows from the cold heat bath to the hot heat bath spontaneously, which indicates evident inconsistencies with the second law of thermodynamics. As shown in Fig. 2 (a), for the system approaching the steady state, the magnitude of $J_i(t)$ is of the order of 10^{-2} , which is the higher order small quantity of ζ^2 . This numerical result fits our previous argument that $J_i(t)$ actually cannot be used to describe the real heat current near the steady state.

For comparison, we also explore the thermodynamic issues of the time-dependent boundary-driven system. Notice that for a two level system, it is always permissible to find the effective temperature $\beta_i^{\text{eff}}(t)$ to make sure that Eq. (67) is satisfied, even if the adiabatic phase ξ_n is nonzero. This advantage allows us to discuss the validity problem of the second thermodynamic law for TDLME. In our numerical analysis, the strengths of the driving are taken as $a_1 = a_2 = 5$

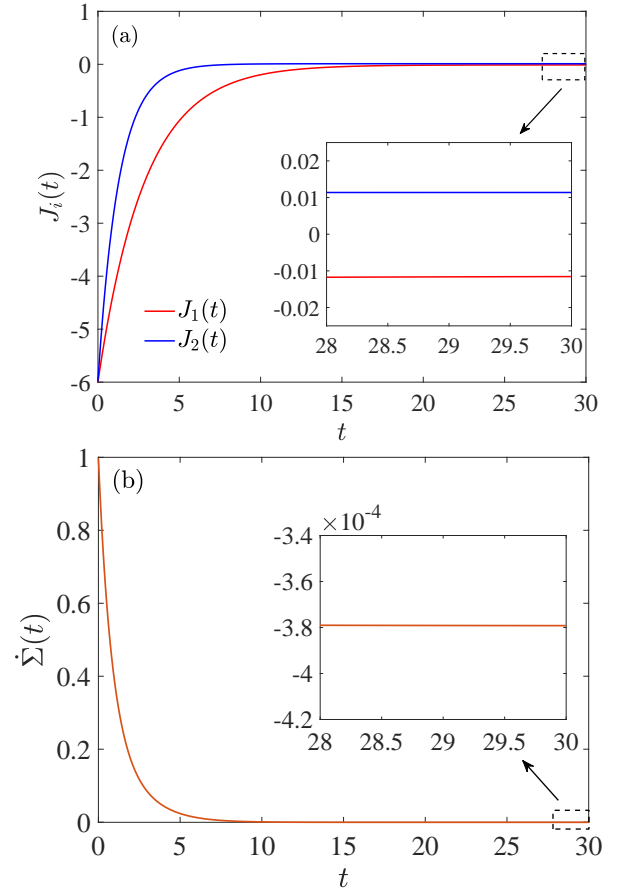


FIG. 2. Time evolution of (a) the heat currents $J_1(t)$ (red curve), $J_2(t)$ (blue curve) and (b) the entropy production rate $\dot{\Sigma}(t)$ for the system without the external driving. Insets: The heat spontaneously flows from the hot bath to the cold bath ($J_1 < 0$ and $J_2 > 0$) at the steady state, and the entropy production rate becomes negative in this region, which implies the violation of the second law. Other parameters are set as: $k_B = 1$, $\kappa_1 = \kappa_2 = 3$, $\Omega_1 = \Omega_2 = 1$.

while the values of the driving frequencies ω_1 and ω_2 are determined according to the time scale of the thermalization. From Fig. 2, we can see that the relaxation time scale of the system is around 10, thus these two parameters are set to be $\omega_1 = \omega_2 = 0.05$ to guarantee that the external driving is slow enough. In addition, since the approximate relations $\gamma_i^-(t) \approx \gamma_i^{(0)}(2E_{e,i}(t))$ and $\gamma_i^+(t) \approx \gamma_i^{(0)}(-2E_{e,i}(t))$ are satisfied within the time interval $t \in [0, 30]$, the following relation holds,

$$\begin{aligned} \frac{\gamma_i^-(t)}{\gamma_i^+(t)} &\approx \frac{\gamma_i^{(0)}(2E_{e,i}(t))}{\gamma_i^{(0)}(-2E_{e,i}(t))} \\ &= e^{2\beta_i E_{e,i}(t)}, \end{aligned} \quad (85)$$

and the effective temperature satisfies $\beta_i^{\text{eff}}(t) \approx \beta_i$. The evolution of the relevant observables for the system under the driving is displayed in Fig. 3, and the numerical result is similar with that of the non-driven case: When the system departs away from the instantaneous steady state, there is no incom-

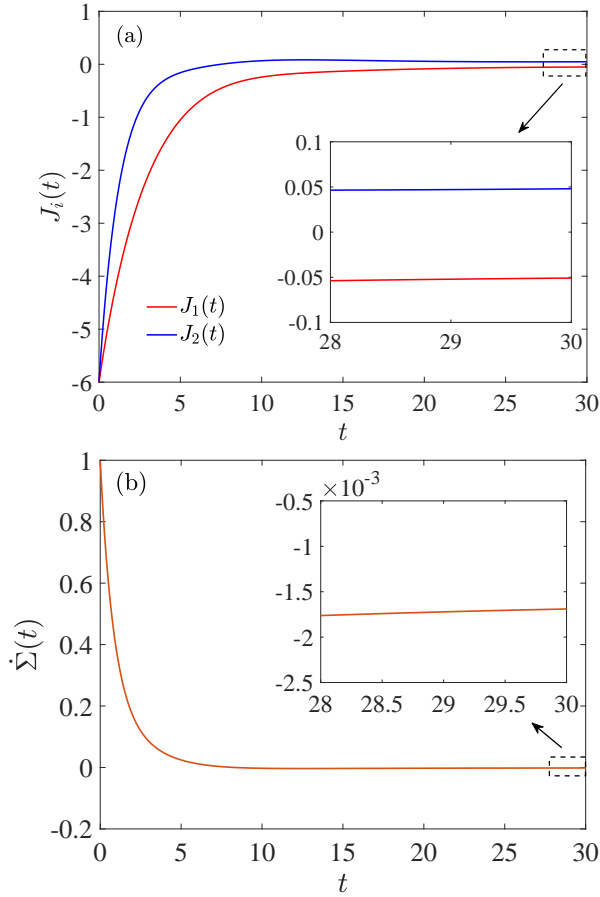


FIG. 3. Dynamics of (a) the heat currents $J_1(t)$ (red curve), $J_2(t)$ (blue curve) and (b) the entropy production rate $\dot{\Sigma}(t)$ for the system subjected to an external driving. Insets: Similar with the results presented in Fig. 2, the system absorbs the heat from the cold bath while emits the heat to the hot one near the instantaneous steady state. In addition, the entropy production rate $\dot{\Sigma} < 0$ and the second law is violated in this region. Other parameters are set as: $k_B = 1$, $\kappa_1 = \kappa_2 = 3$, $\Omega_1 = \Omega_2 = 1$.

patibility with the second law. The contradiction can only arise when approaching the instantaneous steady state, due to the usage of the inaccurate heat currents.

VI. CONCLUSION

In summary, we have generalized the LME to the time-dependent case and derived the TDLME applicable for the boundary-driven system subjected to the external driving. Our derivation is main based on the the methods developed in Refs. [1, 38], and the particular iterative technique as well as the Born-Markov approximation have been employed to simplify the equation later. After expanding the phase factors and the jump operators up to the first order of time and performing the secular approximation, we have shown that the TDLME can be reduced into the standard LGKS form. Then, we have applied our formalism to the bosonic heat bath case

and exactly determined the form of the dissipation rates in the TDLME. Moreover, we have revealed the reason of the thermodynamic inconsistencies generated by the LME and the TDLME via analyzing the order of magnitudes for the heat current and the dissipation terms. We have demonstrated that violation of the thermodynamic law can only appear near the steady state, while this contradiction can be avoided when the system is far away from this regime. Finally, we have presented a toy model to further confirm our results obtained in the paper.

ACKNOWLEDGMENT

We thank Prof. Hui Dong and Dr. Zhucheng Zhang for helpful discussions. This work was supported by the National Natural Science Foundation of China (Grants No. 12088101, No. U2330401 and No. 12347127) and Science Challenge Project (Grant No. TZ2018005).

Appendix A: Recovery of the LME

Considering a time-independent bare Hamiltonian H_0 . In this case, both the eigenvalue $E_n(t)$ and the eigenvector $|n(t)\rangle$ are time-independent, thus there is no ambiguity to abbreviate them as E_n and $|n\rangle$, respectively. The transformation operator $U_S(t)$ becomes

$$U_S(t) = \sum_n e^{-iE_n t} |n\rangle \langle n| = e^{-iH_0 t}. \quad (\text{A1})$$

In addition, the first order correction terms $H_{i,LS}^{(1)}$ and $\mathcal{D}_i^{(1)}[\tilde{\rho}_S(t)]$ in Eq. (40) vanish, and the TDLME can be reduced into

$$\frac{d}{dt}\tilde{\rho}_S = -i[\tilde{H}_0(t) + \lambda\tilde{H}_I(t), \tilde{\rho}_S(t)] + \zeta^2 \sum_{i=1}^N \mathcal{D}_i^{(0)}[\tilde{\rho}_S(t)]. \quad (\text{A2})$$

According to the inverse transformation relation $\rho_S(t) = U_S(t)\tilde{\rho}_S(t)U_S^\dagger(t)$, the TDLME of $\rho_S(t)$ reads,

$$\begin{aligned} \frac{d}{dt}\rho_S &= \frac{dU_S}{dt}\tilde{\rho}_S U_S^\dagger + U_S \frac{d\tilde{\rho}_S}{dt} U_S^\dagger + U_S \tilde{\rho}_S \frac{dU_S^\dagger}{dt} \\ &= \frac{dU_S}{dt} U_S^\dagger \rho_S + \rho_S U_S \frac{dU_S^\dagger}{dt} + U_S \frac{d\tilde{\rho}_S}{dt} U_S^\dagger \\ &= -i \left[i \frac{dU_S}{dt} U_S^\dagger, \rho_S \right] + U_S \frac{d\tilde{\rho}_S}{dt} U_S^\dagger. \end{aligned} \quad (\text{A3})$$

In the last line, we have used the identity $d(U_S U_S^\dagger) = (dU_S)U_S^\dagger + U_S dU_S^\dagger = 0$. Note that

$$\begin{aligned} &-i \left[i \frac{dU_S}{dt} U_S^\dagger, \rho_S \right] + U_S (-i[\tilde{H}_0 + \lambda\tilde{H}_I, \tilde{\rho}_S]) U_S^\dagger \\ &= -i[H_0 + \lambda H_I, \rho_S], \end{aligned} \quad (\text{A4})$$

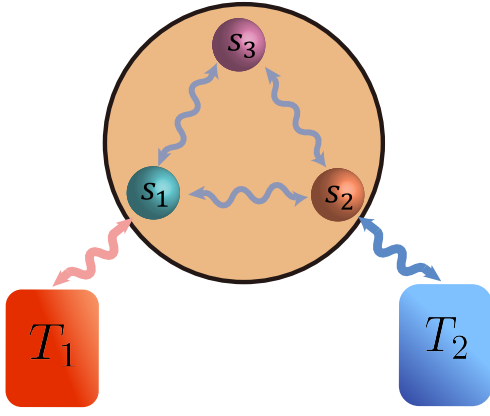


FIG. 4. Schematic picture for the demonstration system. The whole system is made up of three subsystems, s_1 , s_2 , and s_3 . The subsystems interact with each other, but only two of them, s_1 and s_2 , are connected with the local heat baths.

thus we only need to calculate $U_S \mathcal{D}_i^{(0)}[\tilde{\rho}_S(t)] U_S^\dagger$. Without loss of generality, here we just present the evaluation of the term $U_S \mathcal{A}_{i\mu}(n, m) \tilde{\rho}_S(t) \mathcal{A}_{i\mu'}^\dagger(m, n) U_S^\dagger$, and the calculation of the other terms in $U_S \mathcal{D}_i^{(0)}[\tilde{\rho}_S(t)] U_S^\dagger$ can be performed by following the same procedure. From Eqs. (22) and (23), we can see

$$\begin{aligned} U_S \mathcal{A}_{i\mu}(n, m) U_S^\dagger &= \langle n | \mathcal{A}_{i\mu} | m \rangle U_S | n \rangle \langle m | U_S^\dagger \\ &= e^{-i(E_n - E_m)t} \langle n | \mathcal{A}_{i\mu} | m \rangle | n \rangle \langle m | \\ &= e^{-i(E_n - E_m)t} \mathcal{A}_{i\mu}(n, m) \end{aligned} \quad (\text{A5})$$

and

$$\begin{aligned} U_S \mathcal{A}_{i\mu}^\dagger(m, n) U_S^\dagger &= \left[U_S \mathcal{A}_{i\mu}(n, m) U_S^\dagger \right]^\dagger \\ &= e^{-i(E_n - E_m)t} \mathcal{A}_{i\mu}^\dagger(m, n). \end{aligned} \quad (\text{A6})$$

The substitution of them into $U_S \mathcal{A}_{i\mu}(n, m) \tilde{\rho}_S \mathcal{A}_{i\mu'}^\dagger(m, n) U_S^\dagger$ leads to

$$\begin{aligned} &U_S \mathcal{A}_{i\mu}(n, m) \tilde{\rho}_S(t) \mathcal{A}_{i\mu'}^\dagger(m, n) U_S^\dagger \\ &= U_S \mathcal{A}_{i\mu}(n, m) U_S^\dagger U_S \tilde{\rho}_S(t) U_S^\dagger U_S \mathcal{A}_{i\mu'}^\dagger(m, n) U_S^\dagger \\ &= \mathcal{A}_{i\mu}(n, m) \rho_S(t) \mathcal{A}_{i\mu'}^\dagger(m, n). \end{aligned} \quad (\text{A7})$$

Following the similar computation, we can prove

$$U_S \mathcal{D}_i^{(0)}[\tilde{\rho}_S(t)] U_S^\dagger = \mathcal{D}_i^{(0)}[\rho_S(t)]. \quad (\text{A8})$$

Therefore, the TDLME (40) in the Schrödinger picture recovers to

$$\frac{d}{dt} \rho_S = -i[H_0 + \lambda H_I, \rho_S(t)] + \zeta^2 \sum_{i=1}^N \mathcal{D}_i^{(0)}[\rho_S(t)], \quad (\text{A9})$$

which takes the form of the LME.

Appendix B: A part of subsystems contacting with the local heat baths

For simplicity, here we consider the situation that the system of interest consists of three subsystems, and it is intuitive to extend the conclusion to the general case. As shown in Fig. 4, the system is composed of three parts, s_1 , s_2 , and s_3 . The subsystems interact weakly with each other but only s_1 and s_2 are connected to their own local heat baths. The evolution of the whole system are described by the LME,

$$\frac{d}{dt} \rho_S = -i \left[\sum_{i=1}^3 H_{s_i} + \lambda H_I, \rho_S(t) \right] + \zeta^2 \sum_{i=1,2} \mathcal{D}_i[\rho_S(t)]. \quad (\text{B1})$$

The definition of the notations in this equation has already been given in Sec. IV, so we will not reiterate them here.

The key point of the proof is to find the proper approximate expression for the density operator near the steady state. To achieve this goal, we need to firstly derive the LME for each subsystem. Let us focus on s_1 as an example, and the LME for the other subsystems can be obtained by following the same procedure. According to the theory of quantum mechanics, any operator can be decomposed into a linear combination of tensor products of the eigenoperators pertaining to the different Hilbert subspaces. Therefore, we can rewrite the density operator ρ_S into

$$\rho_S = \sum_{\alpha_1, \alpha_2, \alpha_3} c_{\alpha_1 \alpha_2 \alpha_3} L_{\alpha_1} \otimes L_{\alpha_2} \otimes L_{\alpha_3}. \quad (\text{B2})$$

Here, we have adopted the notation $\alpha_i = \{n_i, m_i\}$ for short. After introducing the notation $\text{Tr}_{ij} = \text{Tr}_i \text{Tr}_j = \text{Tr}_j \text{Tr}_i$ to denote the partial trace over subsystems s_i and s_j , the reduced density operator for s_1 can be written as

$$\begin{aligned} \rho_{s_1} &= \text{Tr}_{23}(\rho_S) \\ &= \sum_{\alpha_1} \text{Tr}_{23} \left(\sum_{\alpha_2, \alpha_3} c_{\alpha_1 \alpha_2 \alpha_3} L_{\alpha_2} L_{\alpha_3} \right) L_{\alpha_1}. \end{aligned} \quad (\text{B3})$$

By performing the partial trace Tr_{23} on both sides of Eq. (B1), we can work out the master equation of ρ_{s_1} . Notice that

$$\begin{aligned}
\text{Tr}_{23}([H_{s_1}, \rho_S(t)]) &= \sum_{\alpha_1, \alpha_2, \alpha_3} c_{\alpha_1 \alpha_2 \alpha_3} [H_{s_1}, L_{\alpha_1}] \otimes \text{Tr}_{23}(L_{\alpha_2} L_{\alpha_3}) \\
&= \left[H_{s_1}, \sum_{\alpha_1} \text{Tr}_{23} \left(\sum_{\alpha_2, \alpha_3} c_{\alpha_1 \alpha_2 \alpha_3} L_{\alpha_2} L_{\alpha_3} \right) L_{\alpha_1} \right] \\
&= [H_{s_1}, \rho_{s_1}],
\end{aligned} \tag{B4}$$

$$\begin{aligned}
\text{Tr}_{23}([H_{s_2} + H_{s_3}, \rho_S(t)]) &= \sum_{\alpha_1, \alpha_2, \alpha_3} c_{\alpha_1 \alpha_2 \alpha_3} L_{\alpha_1} \otimes \text{Tr}_2([H_{s_2}, L_{\alpha_2}]) \otimes \text{Tr}_3 L_{\alpha_3} + \sum_{\alpha_1, \alpha_2, \alpha_3} c_{\alpha_1 \alpha_2 \alpha_3} L_{\alpha_1} \otimes \text{Tr}_2 L_{\alpha_2} \otimes \text{Tr}_3([H_{s_3}, L_{\alpha_3}]) \\
&= 0,
\end{aligned} \tag{B5}$$

$$\begin{aligned}
\text{Tr}_{23}(\mathcal{D}_1[\rho_S(t)]) &= \sum_{\alpha_1} \sum_{\alpha'_1, \alpha'_2, \alpha'_3} \gamma_{\alpha_1} c_{\alpha'_1 \alpha'_2 \alpha'_3} \left(L_{\alpha_1} L_{\alpha'_1} L_{\alpha'_1}^\dagger - \frac{1}{2} \{L_{\alpha_1}^\dagger L_{\alpha_1}, L_{\alpha'_1}\} \right) \otimes \text{Tr}_{23}(L_{\alpha'_2} L_{\alpha'_3}) \\
&= \sum_{\alpha_1} \gamma_{\alpha_1} L_{\alpha_1} \left[\sum_{\alpha'_1} \text{Tr}_{23} \left(\sum_{\alpha'_2, \alpha'_3} c_{\alpha'_1 \alpha'_2 \alpha'_3} L_{\alpha'_2} L_{\alpha'_3} \right) L_{\alpha'_1} \right] L_{\alpha_1}^\dagger \\
&\quad - \frac{1}{2} \sum_{\alpha_1} \gamma_{\alpha_1} \left\{ L_{\alpha_1}^\dagger L_{\alpha_1}, \sum_{\alpha'_1} \text{Tr}_{23} \left(\sum_{\alpha'_2, \alpha'_3} c_{\alpha'_1 \alpha'_2 \alpha'_3} L_{\alpha'_2} L_{\alpha'_3} \right) L_{\alpha'_1} \right\} \\
&= \sum_{\alpha_1} \gamma_{\alpha_1} \left(L_{\alpha_1} \rho_{s_1} L_{\alpha_1}^\dagger - \frac{1}{2} \{L_{\alpha_1}^\dagger L_{\alpha_1}, \rho_{s_1}\} \right) \\
&= \mathcal{D}_1[\rho_{s_1}],
\end{aligned} \tag{B6}$$

$$\begin{aligned}
\text{Tr}_{23}(\mathcal{D}_2[\rho_S(t)]) &= \sum_{\alpha_2} \sum_{\alpha'_1, \alpha'_2, \alpha'_3} \gamma_{\alpha_2} c_{\alpha'_1 \alpha'_2 \alpha'_3} L_{\alpha'_1} \otimes \text{Tr}_2 \left(L_{\alpha_2} L_{\alpha'_2} L_{\alpha'_2}^\dagger - \frac{1}{2} \{L_{\alpha_2}^\dagger L_{\alpha_2}, L_{\alpha'_2}\} \right) \otimes \text{Tr}_3 L_{\alpha'_3} \\
&= 0,
\end{aligned} \tag{B7}$$

therefore, the master equation for ρ_{s_1} reads,

$$\frac{d}{dt} \rho_{s_1} = -i[H_{s_1}, \rho_{s_1}] - i\lambda \text{Tr}_{23}([H_I, \rho_S]) + \zeta^2 \mathcal{D}_1[\rho_{s_1}(t)]. \tag{B8}$$

Similarly, we can prove that the LMEs for s_2 and s_3 take the form,

$$\frac{d}{dt} \rho_{s_2} = -i[H_{s_2}, \rho_{s_2}] - i\lambda \text{Tr}_{13}([H_I, \rho_S]) + \zeta^2 \mathcal{D}_2[\rho_{s_2}(t)], \tag{B9}$$

$$\frac{d}{dt} \rho_{s_3} = -i[H_{s_3}, \rho_{s_3}] - i\lambda \text{Tr}_{12}([H_I, \rho_S]). \tag{B10}$$

According to the analysis in Sec. IV, if we denote the steady states for the subsystem s_i and the whole system by $\rho_{s_i, ss}(\lambda)$ and $\rho_{ss}(\lambda)$, respectively, then $\rho_{ss}(\lambda)$ can be approximated by its first order Taylor expansion as follows,

$$\begin{aligned}
\rho_{ss}(\lambda) &\approx \rho_{ss}(0) + \lambda \rho^{(1)} \\
&= \otimes \prod_{i=1}^3 \rho_{s_i, ss}(0) + \lambda \rho^{(1)}.
\end{aligned} \tag{B11}$$

Here, $\rho^{(1)}$ represents the first order correction term. Therefore, the heat current of s_1 at the steady state becomes

$$\begin{aligned}
J_{s_1, ss} &\equiv \zeta^2 \text{Tr} \left\{ \left(\sum_{i=1}^3 H_{s_i} + \lambda H_I \right) \mathcal{D}_1[\rho_{ss}(\lambda)] \right\} \\
&= \zeta^2 \text{Tr} \left\{ \left(\sum_{i=1}^3 H_{s_i} + \lambda H_I \right) \left(\mathcal{D}_1[\rho_{ss}(0)] + \lambda \mathcal{D}_1[\rho^{(1)}] \right) \right\} \\
&= \lambda \zeta^2 \text{Tr} \left(\sum_{i=1}^3 H_{s_i} \mathcal{D}_1[\rho^{(1)}] + H_I \mathcal{D}_1[\rho_{ss}(0)] \right) + O(\lambda^2 \zeta^2),
\end{aligned} \tag{B12}$$

which is still of the order of $\lambda \zeta^2$.

Appendix C: The calculation of bath correlation function

The combination of Eqs. (26) and (44) in the main text yields

$$\begin{aligned}
C_i(s) &= \text{Tr} \left[\tilde{B}_i^\dagger(s) \tilde{B}_i(0) \rho_{B_i} \right] \\
&= \sum_{k_i, k'_i} g_{k_i} g_{k'_i} \text{Tr} \left[\left(b_{k_i}^\dagger e^{i\omega_{k_i}s} + b_{k_i} e^{-i\omega_{k_i}s} \right) \left(b_{k'_i}^\dagger + b_{k'_i} \right) \rho_{B_i} \right] \\
&= \sum_{k_i} g_{k_i}^2 \text{Tr} \left[\left(b_{k_i}^\dagger b_{k_i} e^{i\omega_{k_i}s} + b_{k_i} b_{k_i}^\dagger e^{-i\omega_{k_i}s} \right) \rho_{B_i} \right]. \quad (C1)
\end{aligned}$$

Note that

$$\text{Tr} \left[b_{k_i}^\dagger b_{k_i} \rho_{B_i} \right] = \frac{1}{e^{\beta_i \omega_{k_i}} - 1}, \quad (C2)$$

$$\text{Tr} \left[b_{k_i} b_{k_i}^\dagger \rho_{B_i} \right] = \frac{e^{\beta_i \omega_{k_i}}}{e^{\beta_i \omega_{k_i}} - 1}, \quad (C3)$$

so the correlation function takes the form,

$$\begin{aligned}
C_i(s) &= \sum_k g_{k_i}^2 \left(\frac{e^{i\omega_{k_i}s}}{e^{\beta_i \omega_{k_i}} - 1} + \frac{e^{\beta_i \omega_{k_i}} e^{-i\omega_{k_i}s}}{e^{\beta_i \omega_{k_i}} - 1} \right) \\
&= \sum_{k_i} g_{k_i}^2 \left[\frac{e^{\beta_i \omega_{k_i}} + 1}{e^{\beta_i \omega_{k_i}} - 1} \cos(\omega_{k_i}s) - i \sin(\omega_{k_i}s) \right] \\
&= \sum_{k_i} g_{k_i}^2 \left[\coth \left(\frac{\beta_i \omega_{k_i}}{2} \right) \cos(\omega_{k_i}s) - i \sin(\omega_{k_i}s) \right]. \quad (C4)
\end{aligned}$$

After taking the continuum limit for the field frequency ω_{k_i} and coupling strength g_{k_i} ,

$$\sum_{k_i} \rightarrow \int_0^{+\infty} d\omega \rho_i(\omega), \quad (C5)$$

$$g_{k_i} \rightarrow g_i(\omega), \quad (C6)$$

we finally reach the result presented in the main text,

$$\begin{aligned}
C_i(s) &= \int_0^{+\infty} d\omega \rho_i(\omega) g_i^2(\omega) \left[\coth \left(\frac{\beta_i \omega}{2} \right) \cos(\omega s) - i \sin(\omega s) \right]. \quad (C7)
\end{aligned}$$

Appendix D: The calculation of parameters $\gamma_i^{(0)}$ and $S_i^{(0)}$

Let us firstly discuss $\gamma_i^{(0)}(\dot{\phi})$. According to Eq. (48) in the main text, we have

$$\begin{aligned}
\gamma_i^{(0)}(\dot{\phi}) &= \int_0^{+\infty} d\omega \int_0^{+\infty} ds \mathcal{J}_i(\omega) \left\{ \coth \left(\frac{\beta_i \omega}{2} \right) [\cos(\omega + \dot{\phi})s + \cos(\omega - \dot{\phi})s] + [\cos(\omega - \dot{\phi})s - \cos(\omega + \dot{\phi})s] \right\} \\
&= \pi \int_0^{+\infty} d\omega \mathcal{J}_i(\omega) \left\{ \coth \left(\frac{\beta_i \omega}{2} \right) [\delta(\omega + \dot{\phi}) + \delta(\omega - \dot{\phi})] + [\delta(\omega - \dot{\phi}) - \delta(\omega + \dot{\phi})] \right\} \\
&= \pi \int_0^{+\infty} d\omega \mathcal{J}_i(\omega) \left[\coth \left(\frac{\beta_i \omega}{2} \right) + 1 \right] \delta(\omega - \dot{\phi}) + \mathcal{J}_i(\omega) \left[\coth \left(\frac{\beta_i \omega}{2} \right) - 1 \right] \delta(\omega + \dot{\phi}) \\
&= \pi \left\{ \mathcal{J}_i(\dot{\phi}) \left[\coth \left(\frac{\beta_i \dot{\phi}}{2} \right) + 1 \right] u(\dot{\phi}) - \mathcal{J}_i(-\dot{\phi}) \left[\coth \left(\frac{\beta_i \dot{\phi}}{2} \right) + 1 \right] u(-\dot{\phi}) \right\} \\
&= \pi \mathcal{J}_i(\dot{\phi}) \left[\coth \left(\frac{\beta_i \dot{\phi}}{2} \right) + 1 \right] [u(\dot{\phi}) + u(-\dot{\phi})] \\
&= \pi \mathcal{J}_i(\dot{\phi}) \left[\coth \left(\frac{\beta_i \dot{\phi}}{2} \right) + 1 \right]. \quad (D1)
\end{aligned}$$

Here,

$$u(x) = \begin{cases} 0, & (x < 0) \\ 1, & (x > 0) \end{cases} \quad (D2)$$

is a step function. Note that $\gamma_i^{(0)}(0)$ is defined as

$$\begin{aligned}
\gamma_i^{(0)}(0) &= \lim_{x \rightarrow 0} \gamma_i^{(0)}(x) \\
&= 4\kappa_i k_B T_i. \quad (D3)
\end{aligned}$$

We then turn to calculate $S_i^{(0)}$. For an Ohmic spectral density defined by Eq. (50), the real and imaginary parts of correlation function $C_i(s)$ can be obtained analytically as [16]

$$\int_0^{+\infty} d\omega \mathcal{J}_i(\omega) \coth\left(\frac{\beta_i \omega}{2}\right) \cos(\omega s) = \frac{2\kappa_i \Omega_i^2}{\beta_i} \sum_{n=-\infty}^{+\infty} \frac{\Omega_i e^{-\Omega_i |s|} - |v_{n,i}| e^{-|v_{n,i}|s}}{\Omega_i^2 - v_{n,i}^2}, \quad (\text{D4})$$

$$\int_0^{+\infty} d\omega \mathcal{J}_i(\omega) \sin(\omega s) = \kappa_i \Omega_i^2 e^{-\Omega_i |s|} \text{sgn}(s). \quad (\text{D5})$$

Here, $v_{n,i} \equiv 2\pi n k_B T_i$ is Matsubara frequency and $\text{sgn}(x)$ is known as sign function. In the high temperature limit $k_B T_i \gtrsim \Omega_i$, the terms for which $n \neq 0$ in Eq. (D4) decay to zero, therefore, the real part of $C_i(s)$ can be approximated by

$$\int_0^{+\infty} d\omega \mathcal{J}_i(\omega) \coth\left(\frac{\beta_i \omega}{2}\right) \cos(\omega s) \approx \frac{2\kappa_i \Omega_i}{\beta_i} e^{-\Omega_i |s|}. \quad (\text{D6})$$

Inserting Eqs. (D5) and (D6) into Eq. (49) in the main text, we find

$$\begin{aligned} S_i^{(0)} &\approx \int_0^{+\infty} ds \frac{2\kappa_i \Omega_i}{\beta_i} e^{-\Omega_i s} \sin(\phi_i s) - \kappa_i \Omega_i^2 e^{-\Omega_i s} \cos(\phi_i s) \\ &= \frac{2\kappa_i \Omega_i}{\beta_i} \frac{\phi_i}{\phi_i^2 + \Omega_i^2} - \kappa_i \Omega_i^2 \frac{\Omega_i}{\phi_i^2 + \Omega_i^2} \\ &= \frac{\kappa_i \Omega_i}{\phi_i^2 + \Omega_i^2} (2k_B T_i \phi_i - \Omega_i^2). \end{aligned} \quad (\text{D7})$$

-
- [1] G. T. Landi, D. Poletti, and G. Schaller, Nonequilibrium boundary-driven quantum systems: Models, methods, and properties, *Rev. Mod. Phys.* **94**, 045006 (2022).
 - [2] J. Fourier, *Théorie Analytique de la Chaleur* (Firmin Didot, Paris, 1822).
 - [3] V. Popkov and R. Livi, Manipulating energy and spin currents in non-equilibrium systems of interacting qubits, *New Journal of Physics* **15**, 023030 (2013).
 - [4] P. Schindler, M. Müller, D. Nigg, J. T. Barreiro, E. A. Martinez, M. Hennrich, T. Monz, S. Diehl, P. Zoller, and R. Blatt, Quantum simulation of dynamical maps with trapped ions, *Nature Physics* **9**, 361 (2013).
 - [5] A. Bermudez, M. Bruderer, and M. B. Plenio, Controlling and measuring quantum transport of heat in trapped-ion crystals, *Phys. Rev. Lett.* **111**, 040601 (2013).
 - [6] Z.-X. Man, N. B. An, and Y.-J. Xia, Controlling heat flows among three reservoirs asymmetrically coupled to two two-level systems, *Phys. Rev. E* **94**, 042135 (2016).
 - [7] T. c. v. Prosen and I. Pižorn, Quantum phase transition in a far-from-equilibrium steady state of an XY spin chain, *Phys. Rev. Lett.* **101**, 105701 (2008).
 - [8] M. T. Mitchison and M. B. Plenio, Non-additive dissipation in open quantum networks out of equilibrium, *New Journal of Physics* **20**, 033005 (2018).
 - [9] T. c. v. Prosen and M. Žnidarič, Long-range order in nonequilibrium interacting quantum spin chains, *Phys. Rev. Lett.* **105**, 060603 (2010).
 - [10] N. Linden, S. Popescu, and P. Skrzypczyk, How small can thermal machines be? the smallest possible refrigerator, *Phys. Rev. Lett.* **105**, 130401 (2010).
 - [11] N. Brunner, M. Huber, N. Linden, S. Popescu, R. Silva, and P. Skrzypczyk, Entanglement enhances cooling in microscopic quantum refrigerators, *Phys. Rev. E* **89**, 032115 (2014).
 - [12] A. Mari and J. Eisert, Cooling by heating: Very hot thermal light can significantly cool quantum systems, *Phys. Rev. Lett.* **108**, 120602 (2012).
 - [13] U. Weiss, *Quantum dissipative systems* (World Scientific, 2012).
 - [14] H. M. Wiseman and G. J. Milburn, *Quantum Measurement and Control* (Cambridge University Press, Cambridge, UK, 2014).
 - [15] K. Jacobs, *Quantum Measurement Theory and its Applications* (Cambridge University Press, Cambridge, UK, 2014).
 - [16] H.-P. Breuer and F. Petruccione, *The Theory of Open Quantum Systems* (Oxford University Press, Oxford, 2010).
 - [17] A. Levy and R. Kosloff, The local approach to quantum transport may violate the second law of thermodynamics, *Europhysics Letters* **107**, 20004 (2014).
 - [18] P. P. Hofer, M. Perarnau-Llobet, L. D. M. Miranda, G. Haack, R. Silva, J. B. Brask, and N. Brunner, Markovian master equations for quantum thermal machines: local versus global approach, *New Journal of Physics* **19**, 123037 (2017).
 - [19] A. Purkayastha, A. Dhar, and M. Kulkarni, Out-of-equilibrium open quantum systems: A comparison of approximate quantum master equation approaches with exact results, *Phys. Rev. A* **93**, 062114 (2016).
 - [20] J. O. González, L. A. Correa, G. Nocerino, J. P. Palao, D. Alonso, and G. Adesso, Testing the validity of the ‘local’ and ‘global’ gkls master equations on an exactly solvable model, *Open Systems & Information Dynamics* **24**, 1740010 (2017).
 - [21] M. Cattaneo, G. L. Giorgi, S. Maniscalco, and R. Zambrini, Local versus global master equation with common and separate baths: superiority of the global approach in partial secular approximation, *New Journal of Physics* **21**, 113045 (2019).
 - [22] G. G. Damas, R. J. de Assis, and N. G. de Almeida, Cooling with fermionic thermal reservoirs, *Phys. Rev. E* **107**, 034128 (2023).
 - [23] L. Schuab, E. Pereira, and G. T. Landi, Energy rectification in quantum graded spin chains: Analysis of the XXZ model, *Phys. Rev. E* **94**, 042122 (2016).
 - [24] T. c. v. Prosen, Exact nonequilibrium steady state of a strongly driven open XXZ chain, *Phys. Rev. Lett.* **107**, 137201 (2011).
 - [25] L. P. Bettmann, M. J. Kewming, and J. Goold, Thermodynamics of a continuously monitored double-quantum-dot heat engine in the repeated interactions framework, *Phys. Rev. E* **107**, 044102 (2023).
 - [26] J. P. Santos and F. L. Semião, Master equation for dissipative interacting qubits in a common environment, *Phys. Rev. A* **89**, 022128 (2014).

- [27] F. L. Curzon and B. Ahlborn, Efficiency of a carnot engine at maximum power output, *American Journal of Physics* **43**, 22 (1975).
- [28] L. Arceci, S. Barbarino, D. Rossini, and G. E. Santoro, Optimal working point in dissipative quantum annealing, *Phys. Rev. B* **98**, 064307 (2018).
- [29] P. Nalbach, S. Vishveshwara, and A. A. Clerk, Quantum kibble-zurek physics in the presence of spatially correlated dissipation, *Phys. Rev. B* **92**, 014306 (2015).
- [30] P. R. Zulkowski and M. R. DeWeese, Optimal protocols for slowly driven quantum systems, *Phys. Rev. E* **92**, 032113 (2015).
- [31] D. Wang and D. Xu, Nonadiabatic evolution and thermodynamics of a time-dependent open quantum system, *Phys. Rev. A* **104**, 032201 (2021).
- [32] V. Čápek, Zeroth and second laws of thermodynamics simultaneously questioned in the quantum microworld, *The European Physical Journal B-Condensed Matter and Complex Systems* **25**, 101 (2002).
- [33] J. T. Stockburger and T. Motz, Thermodynamic deficiencies of some simple lindblad operators: A diagnosis and a suggestion for a cure, *Fortschritte der Physik* **65**, 1600067 (2017).
- [34] A. S. Trushechkin and I. V. Volovich, Perturbative treatment of inter-site couplings in the local description of open quantum networks, *Europhysics Letters* **113**, 30005 (2016).
- [35] F. Barra, The thermodynamic cost of driving quantum systems by their boundaries, *Scientific reports* **5**, 14873 (2015).
- [36] G. D. Chiara, G. Landi, A. Hewgill, B. Reid, A. Ferraro, A. J. Roncaglia, and M. Antezza, Reconciliation of quantum local master equations with thermodynamics, *New Journal of Physics* **20**, 113024 (2018).
- [37] G. T. Landi and M. Paternostro, Irreversible entropy production: From classical to quantum, *Rev. Mod. Phys.* **93**, 035008 (2021).
- [38] A. Hewgill, G. De Chiara, and A. Imparato, Quantum thermodynamically consistent local master equations, *Phys. Rev. Res.* **3**, 013165 (2021).
- [39] S.-Y. Wang, Q. Yang, and F.-L. Zhang, Thermodynamically consistent master equation based on subsystem eigenstates, *Phys. Rev. E* **107**, 014108 (2023).
- [40] D. Wang and D. Xu, Nonadiabatic evolution and thermodynamics of a time-dependent open quantum system, *Phys. Rev. A* **104**, 032201 (2021).
- [41] G. Lindblad, On the generators of quantum dynamical semi-groups, *Communications in Mathematical Physics* **48**, 119 (1976).
- [42] V. Gorini, A. Kossakowski, and E. C. G. Sudarshan, Completely positive dynamical semigroups of n-level systems, *Journal of Mathematical Physics* **17**, 821 (1976).
- [43] H. J. Carmichael, *Statistical methods in quantum optics 1: master equations and Fokker-Planck equations* (Springer Science & Business Media, 2013).
- [44] D. J. Griffiths and D. F. Schroeter, *Introduction to quantum mechanics* (Cambridge university press, 2018).
- [45] R. Dann, A. Levy, and R. Kosloff, Time-dependent markovian quantum master equation, *Phys. Rev. A* **98**, 052129 (2018).
- [46] The phase factor $\phi_n(t)$ is non-degenerate means that we have $n = m$ when $\phi_{nm}(t) = 0$, while $\phi_{nm}(t)$ is non-degenerate implies that we have $n = n'$ and $m = m'$ under the conditions of $\phi_{nm}(t) \neq 0$ and $\phi_{nm}(t) = \phi_{n'm'}(t)$. See the toy model discussed in Sec. V as an example.
- [47] If we denote the eigenvector of H_{S_i} corresponding to the eigenvalue ε_{n_i} by $|n_i\rangle$, then eigenoperator L_{n_i, m_i} can be expressed as $L_{n_i, m_i} = |n_i\rangle \langle m_i|$.
- [48] Without loss of the generality, here we assume $f_i(0) = 0$.
- [49] Note that both $J_1(t)$ and $J_2(t)$ are negative in the beginning. The reason is that the initial state of the system, the maximum entropy state, is equivalent to an equilibrium state with an infinite effective temperature. If the qubits start from another state, for instance, the ground state, then two heat currents become positive at the initial time.