

A User-Centric Benchmark for Evaluating Large Language Models

Jiayin Wang¹, Fengran Mo², Weizhi Ma³, Peijie Sun¹, Min Zhang^{1*}, Jian-Yun Nie²

¹Department of Computer Science and Technology, Tsinghua University, Beijing, China.

²Université de Montréal, Québec, Canada.

³Institute for AI Industry Research, Tsinghua University, Beijing, China.

JiayinWangTHU@gmail.com, z-m@tsinghua.edu.cn

Abstract

Large Language Models (LLMs) are essential tools to collaborate with users on different tasks. Evaluating their performance to serve users' needs in real-world scenarios is important. While many benchmarks have been created, they mainly focus on specific predefined model abilities. Few have covered the intended utilization of LLMs by real users. To address this oversight, we propose benchmarking LLMs from a user perspective in both dataset construction and evaluation designs. We first collect 1,846 real-world use cases with 15 LLMs from a user study with 712 participants from 23 countries. This forms the **User Reported Scenarios (URS)** dataset with a categorization of 7 user intents. Secondly, on this authentic multi-cultural dataset, we benchmark 10 LLM services on their efficacy in satisfying user needs. Thirdly, we show that our benchmark scores align well with user-reported experience in LLM interactions across diverse intents, both of which emphasize the overlook of subjective scenarios. In conclusion, our study proposes to benchmark LLMs from a user-centric perspective, aiming to facilitate evaluations that better reflect real user needs. The benchmark dataset and code are available at <https://github.com/Alice1998/URS>.

1 Introduction

Large language models (LLMs) have emerged as groundbreaking developments, altering how people interact with computing systems and permeating diverse facets of work and daily life. Although LLMs show powerful capacities for completing various tasks, it is essential to understand how they satisfy users' actual intents and needs. An intuitive way to understand the satisfaction in interactions with LLMs is to conduct evaluations according to users' feedback. Many attempts have been made to evaluate LLMs, which may be divided into two groups.

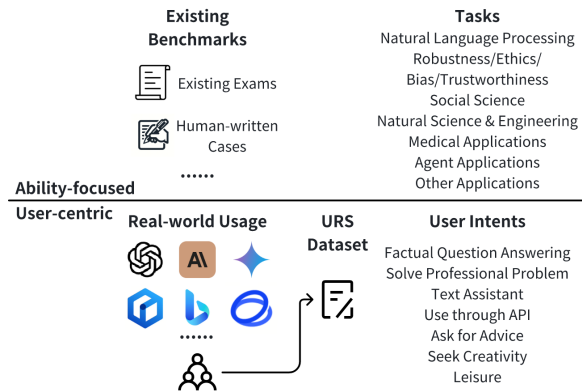


Figure 1: Existing benchmarks are mainly model ability-focused and categorized by tasks (Chang et al., 2023). We benchmark LLMs on User Reported Scenarios (URS), which are user-centric, intent-driven, multi-cultural, and multi-LLM usage cases involved.

The first group considers LLMs as task-completion models and mainly employs close-domain assessments (Hendrycks et al., 2020; Clark et al., 2018; Zellers et al., 2019) to measure their various task-solving abilities, such as world knowledge, mathematics ability, coding skill, reasoning, planning, agent task, etc. (Chang et al., 2023). However, the existing attempts focused on predefined tasks, without considering the roles that humans would like LLMs to play in real-world scenarios. For example, while a task was evaluated, it was unclear if the task was important to humans and frequently required by users.

The second group evaluates whether LLMs' responses align with human preferences (Wang et al., 2023). Table 1 summarizes all the user-related LLM evaluation benchmarks. Their evaluation datasets include synthetic data (Li et al., 2023b), human-written data (Zheng et al., 2024), or selected user logs from certain LLM services (Lin et al., 2024). We can observe that the benchmarks may be limited in terms of data quality, quantity, or focus on a single resource. They do not reflect the true distribution of intended utilization of LLMs by real

users and their effectiveness for these intents.

Besides, the categorization in current benchmarks is mainly focused on single-step tasks. However, end users might be more interested in knowing the ability of LLMs to satisfy their intended tasks, rather than LLMs’ performance on predefined individual tasks. In particular, a user intent might involve multiple model abilities with a series of tasks. For example, when a user is asking for advice about travel plans, this might involve model abilities of planning, personalization, and calling APIs. Thus, the categorization of model abilities makes the evaluations hard to capture LLM performances on diverse user-side intents.

To evaluate whether LLMs’ behaviors satisfy users in real-world scenarios, it is important to build benchmarks that correspond to the true tasks of users. To this end, we develop a user-centric evaluation benchmark, assessing LLMs’ ability to deliver clear and concise responses that align with real user needs under both objective and subjective user intents. We are a third-party benchmark designer, without being associated with a specific LLM service. Our differences with the existing ability-focused benchmark are shown in Figure 1, which highlights the three unique characteristics of our work:

User-centric. We benchmark LLMs from the user perspective in both dataset construction and evaluation designs. Our constructed **User Reported Scenarios (URS)** benchmark encompasses 1,846 authentic interactions (1,014 in English and 832 in Chinese) across 15 diverse LLM services, contributed by 712 users from 23 countries and each is vetted through third-party manual quality checks. Based on this first-hand data, we design evaluations to measure LLMs’ efficacy as cooperative services in satisfying user needs. This user-centric approach promotes LLMs to align with human preferences as their capabilities continue to improve.

Intent-driven. Different from the task-specific evaluations, our benchmark is categorized by user self-selected intents, including factual question answering, professional problem solving, text assisting, asking for advice, seeking creativity, leisure, and usage through API. Such categorization provides a portrait of the potential utilization of LLMs by real users. In terms of real-world scenarios, the user intents often demand a blend of model abilities to address a series of tasks. Based on the divided intents, the users who lack specific knowledge about

the model capabilities can simplify their choice of proper service. For researchers and developers, this categorization helps to provide a more precise and targeted evaluation of how well LLMs meet user needs in diverse scenarios.

Multi-cultural. The URS data is contributed by users from 23 countries in Asia, Europe, North America, Oceania, South America, and Africa. Their reported scenarios cover multiple cultural backgrounds, such as the Lunar calendar in Chinese culture, local POI and pop culture. This brings diversity in LLM evaluations, which could not come from simple translations of English-dominant content.

In this study, our contributions are threefold: (1) We collect authentic feedback from 712 global users to form the multi-cultural, multi-LLM **User Reported Scenario** dataset. (2) Based on this URS dataset, we design a user-centric, intent-driven benchmark to evaluate LLMs’ efficacy in satisfying user needs in diverse real-world scenarios. (3) Analysis shows that the URS benchmark scores correlate well with user-reported experience during LLM interactions across different intents. Meanwhile, both survey participants and benchmark results suggest that current LLM services require enhancements in subjective scenarios to better align with human preferences.

2 Related Work

2.1 LLM Benchmark

The existing benchmarks are mainly divided into two categories as illustrated in Figure 1. They are model ability-focused and user-centric.

Ability-focused benchmarks. Considering the broad capabilities of Large Language Models (LLMs), the evaluations span a diverse range of domains, typically categorized into Knowledge: MMLU (Hendrycks et al., 2020), CMMLU (Li et al., 2023a), and C-Eval (Huang et al., 2024b); Mathematical abilities: GSM8k (Cobbe et al., 2021), MATH (Hendrycks et al., 2021), and OlympiadBench (He et al., 2024); Coding skills: HumanEval (Chen et al., 2021), MBPP (Austin et al., 2021), or SWEBench (Jimenez et al., 2023); Reasoning: BBH (Suzgun et al., 2022; bench authors, 2023), ARC (Clark et al., 2018), and HellaSwag (Zellers et al., 2019); Agent tasks: AgentBench (Liu et al., 2023b) and ToolBench (Qin et al., 2023). Each category aims to measure specific abilities expected from LLMs.

Benchmark	Cases	Language	Source	Category
AlpacaEval	805	English	existing datasets and synthetic data	5 sources
MT-Bench-101	1,388	English	synthetic data	13 tasks
TencentLLMEval	3,000	English, Chinese	human designed and written tasks	7 areas
MT Bench	80	English	human written questions	8 tasks
AlignBench	683	Chinese	selected questions in ChatGLM logs	8 tasks
WildBench	1,024	English	selected questions in ChatGPT logs	12 tasks
URS (Ours)	1,846	English, Chinese	self-reported logs with 15 LLMs	7 intents

Table 1: Comparison between all user-related LLM benchmarks with our URS benchmark. The compared studies are AlpacaEval (Li et al., 2023b), MT Bench-101 (Bai et al., 2024), TencentLLMEval (Xie et al., 2023), MT Bench (Zheng et al., 2024), AlignBench (Liu et al., 2023a) and WildBench (Lin et al., 2024).

User-Centric benchmarks. Unlike benchmarks that focus primarily on the model capabilities, a few benchmarks emphasize the interactive experience of users with chat-based LLMs. Table 1 details these benchmarks. However, we notice several problems with these benchmarks with respect to the intended utilization of LLMs by real users. AlpacaEval (Li et al., 2023b), MTBench (Zheng et al., 2024), and MT-Bench-101 (Bai et al., 2024) are limited in data quality or quantity. TencentLLMEval (Xie et al., 2023) used tasks that were designed by hand and written by 50 annotators, an approach that may lead to deviation from real-world scenarios. AlignBench (Liu et al., 2023a) and WildBench (Lin et al., 2024) are constructed based on real-world use cases from logs of one specific LLM, which may introduce bias since the users may have access limitations to certain LLMs and use LLM services selectively depending on their needs. Furthermore, the existing benchmarks do not consider multilingual and cultural diversity aspects, which are also covered in our dataset.

2.2 Evaluation Methods

Besides dataset constructions, evaluation methods are crucial in developing benchmarks. To simplify evaluation processes, many studies utilize multiple-choice questions as their criterion (Hendrycks et al., 2020; Li et al., 2023a; Huang et al., 2024b). Other benchmarks employ post-processing of generated content and apply rules or deterministic tests to assess performance (Cobbe et al., 2021; Chen et al., 2021). With the recent advancements in LLM techniques, an increasing number of approaches use a more capable AI model to evaluate answers, enriching benchmark types by allowing a more diverse format of test questions. AlpacaEval (Li et al.,

2023b), AlignBench (Liu et al., 2023a) adopt GPT-4 as evaluator. PRE (Chu et al., 2024) shows that GPT-4 performs well in pairwise evaluations and Huang et al. (2024a) shows that GPT4 outperforms fine-tuned judge models in generalizability and fairness. In our benchmark, we adopt previous settings for open-domain evaluation, using LLM-based pairwise evaluation.

2.3 User Intent

From a user-centric view, we should first confirm user intent and evaluate service responses correspondingly. Related ideas try to understand user intent in interacting with LLMs. Shah et al. (2023) provides a user intent taxonomy based on New Bing, which includes information retrieval, problem solving, learning, content creation, and leisure. Bodonhelyi et al. (2024) details user intent with ChatGPT with informational, problem solving, creative, educational, personal interaction, technical and professional, transactional, ethical, and philosophical intents. Inspired by these studies, we design a user intent taxonomy accordingly, which is further verified by 712 user study participants.

3 User Reported Scenarios Dataset

3.1 User Intent Taxonomy

User intents represent specific needs or goals when interacting with a service and users may anticipate different types of feedback under different intents. For example, for factual intents, users may expect brief and accurate answers; for brainstorming needs, users tend to expect rich and innovative answers. By considering different user intents, we can assess LLMs’ fine-grain efficacy in diverse scenarios. Therefore, we first define the taxonomy of user intent based on related work, including objective intents and subjective intents.

3.1.1 Objective Intents

The objective intents encompass user goals that involve seeking concrete answers or performing precise tasks where the results are fact-based, measurable, and usually have a concrete outcome (e.g., correct or wrong). We identified the following 4 objective user intents when using LLM:

Factual QA. Fast and direct access to factual information. For example, search for historical events, scientific facts, or public data.

Solving Professional Problems. It aims to find answers and insight in specialized fields like natural sciences, humanities, or social sciences for problem-solving or field learning. It involves domain knowledge, in-depth understanding, and reasoning in professional areas. For example, solving math, engineering puzzles, and conducting medical diagnoses.

Text Assistant. This refers to assistance with text-related tasks such as summarizing, translating, editing or creating content. For example, replying to an email, writing a report, or polishing a speech are text assistance intents.

Research Purpose Usage through API. Exploring through the Application Programming Interface (API) of LLMs instead of the web chat interfaces for LLM-related research. For example, one may call LLM interfaces to benchmark their performances and simulate datasets, environments, and agents with LLM services’ API.

3.1.2 Subjective Intent

The subjective intent involves user goals that may require personalized responses, guidance, or creative outputs where outcomes are influenced by personal situations or creative judgment. The following are 3 subjective intents when using LLM:

Ask for Advice. Provide guidance and suggestions for personal or professional decisions, including planning or counseling. For example, career development, personal counseling, creating travel plans, or shopping lists.

Seek Creativity. Brainstorming for inspiration and innovative ideas. For example, advertising ideas, or art and design inspiration.

Leisure. Conduct or recommend recreational activities, including books, music, movies, games, and other entertaining activities.

3.2 Dataset Construction

To better understand the real needs and utilization of LLMs by users, we conducted a user study to col-

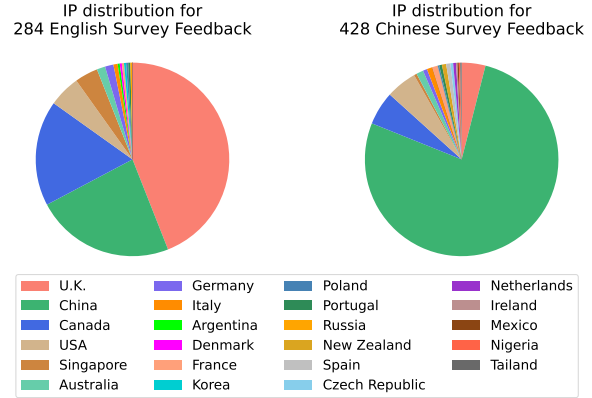


Figure 2: IP Distribution of the 712 participants.

	English	Chinese	Total
Total	1,014	832	1,846
Objective Intents: 66%			
Factual QA	374	199	573
Solve Problem	166	334	500
Text Assistant	81	43	124
Use through API	14	14	28
Subjective Intents: 34%			
Ask for Advice	175	94	269
Seek Creativity	121	72	193
Leisure	83	76	159

Table 2: User Intent Distribution in the URS dataset.

lect the recent use cases of LLMs. From this study, we also verify the above user intent taxonomy.

3.2.1 User Study

Our questionnaire is designed by requesting the participants to furnish 5-10 real use cases with the LLMs they have used. Each use case contains five fields: 1) original LLM service they query, 2) complete conversation, 3) usage intent, 4) task difficulty, 5) satisfaction with the service response. We also record the anonymous basic demographic information voluntarily reported in the questionnaire to examine whether the survey involves diverse groups of participants.

To capture multicultural scenarios, we offer the questionnaire in both English and Chinese and spread it through Prolific¹, X, and WeChat Moments platforms for global enrollment.

3.2.2 Construction

In the initial phase of dataset construction, We first check the diversity of our participants. Figure 2

¹<https://www.prolific.com>. A global human-label platform for research and AI.

Intent	Example Cases
Factual Question Answering	EN: Tell me what bitcoin is CN: 大雪农历初几 (<i>When is the Major Snow in the Lunar calendar</i>)
Solve Professional Problems	EN: How long does it take to transfer 13.72GB if speed is 10MB/s CN: 生成匹配中文字符的正则表达式 (<i>Regular expression that matches Chinese characters</i>)
Text Assistant	EN: Rephrase the document: The NBA’s inaugural in-season tournament ... CN: 请你帮我撰写一段给领导2024龙年的拜年微信。 (<i>Help me compose a Spring Festival’s Eve Wechat text to my leader for the Year of the Dragon 2024.</i>)
Usage through API	EN: Don’t use any tools! **Directly** tell me the answer (no intermediate processes): 23 + 32 + 35 + 25 + 32 + 34 CN: “护肤水已经空瓶啦，肤感不错，保湿效果很好，而且成分安全”的情绪是消极的还是积极的 (<i>"The skin lotion is empty, feels good, moisturizes well, and ingredients are safe." Is the sentiment negative or positive?</i>)
Ask for Advice	EN: Meals to make with chicken and cabbage CN: 如何快速提高英语听力能力? (<i>How can I improve my English listening skills quickly</i>)
Seek Creativity	EN: Funny birthday message CN: 设计三个生鲜超市的宣传语 (<i>Design three fresh food market slogans</i>)
Leisure	EN: Compilation of tourist destinations in Chengdu CN: 推荐一个下饭神剧 (<i>Recommend a TV series to watch during meals</i>)

Table 3: Example English and Chinese Cases under each Intent. The notation "EN" represents that the case is in English. "CN" means the cases are reported in Chinese and we attach their English translation in italics.

shows the distribution of automatically recorded IP for English and Chinese questionnaire respondents. The feedback comes from 712 participants across 23 countries, showing the diversity in distributions. Detailed profiles, including demographic information (age and occupation) and LLM usage experience, are provided in Appendix B.1.

Subsequently, we examine the feedback on user intents. There are no valid proposals under the "Others" option, suggesting a general comprehensive coverage of the proposed user intent taxonomy.

Finally, we carry out meticulous data processing to construct the **User Reported Scenario (URS)** dataset as original feedback inevitably contains noise. The steps include format validation, elimination of intra-user duplication, and extraction of initial valid questions from each conversation. The dataset construction is augmented with third-party manual quality assessments to objectively filter out low-quality cases and confirm the exclusion of personal information. Detailed ethics considerations about this dataset are discussed in Section 5.

3.3 Dataset Information

Statistic. Table 2 reports the statistics of our proposed URS dataset encompassing both objective and subjective user intents. Specifically, objective scenarios constitute about 33% of the total use cases. As the traditional benchmarks primarily focus on evaluating LLMs’ correctness of subjective questions, this objective portion of user needs is often overlooked.

Besides the diversity in user intents, the URS benchmark also includes interactions from 15 different LLM services. This breadth reduces potential biases stemming from reliance on a single LLM service. These biases can arise from users’ limited access to certain LLMs and their preference for specific services in some scenarios. Among this diversity, we observe a long-tail distribution in model usage.

Cases. Table 3 showcases exemplary instances from the dataset. Real-world scenarios are often brief in articulation but complex in resolutions and span an expansive range of situations. Particularly,

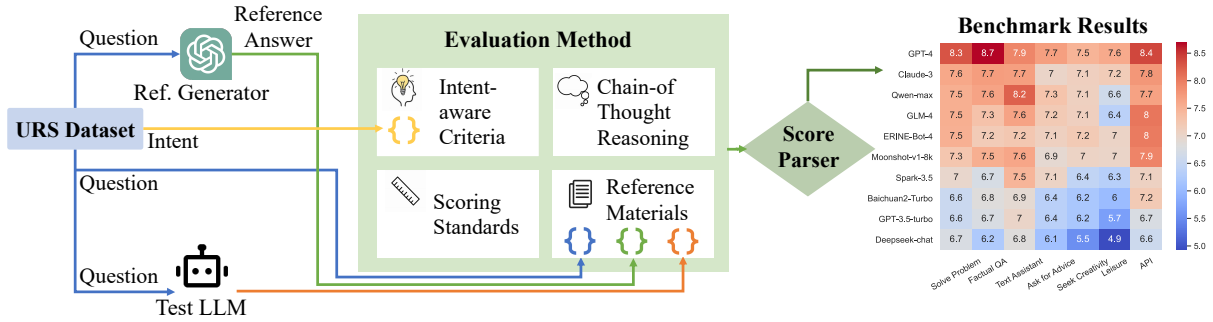


Figure 3: Evaluation Procedure. Firstly, for each test case, a strong LLM will generate reference answers, which are checked by humans. The test model also generates its output based on the questions. Then, for evaluation, the question, corresponding user intent, a reference answer of 8 scores, and the test LLM’s output are provided to a strong evaluator model for scoring. Finally, the parser will provide the final scores that form the benchmark results.

as shown in the cases of Factual QA and Text Assistant, some scenarios depend on cultural backgrounds.

4 URS Benchmark

4.1 Evaluation Framework

Our evaluation framework can be used autonomously, expeditiously, and precisely to determine the performance of an LLM. The automation is made possible by using a strong model (e.g., GPT-4) acting as the evaluator, which is incorporated in previous work for open-domain evaluations. Aiming for high speed and precision, we implement a direct pair-wise scoring approach with reference answers provided, in contrast to point-wise rating and Elo rating methods, as has been demonstrated to be effective in the previous study (Lin and Chen, 2023; Liu et al., 2023a). As shown in Figure 3, we categorize the evaluation instruction into 4 parts, including intent-aware criteria, chain-of-thought reasoning steps, scoring standards, and reference materials, which are described below (Concrete examples of each instruction is provided in Appendix C.2):

Intent-aware criteria. The instruction starts with an elucidation of user intent. Then, there are five corresponding criteria according to this specific intent and their explanations are included. Detailed illustrations of these criteria and the correspondence relationship between user intents and the related criteria are provided in Appendix C.1.

Chain-of-thought reasoning steps. The instruction provides four steps to guide the evaluator for final ratings. The steps are ordered by contrasting the reference answer with the test response under review, scoring each criterion on a 1-10 scale, re-

thinking whether the response satisfied user needs, and amalgamating these assessments to formulate the final score. Besides, a note is provided to indicate that longer responses are not necessarily better for limiting the potential length bias.

Scoring standards. The instruction indicates the score standards for each scoring bracket within the range from 1-10. Each 2-point increment constitutes a distinct bracket. The answer furnished by us is an 8-score reference.

Reference materials. The instruction provided for the evaluator includes the query given by users, their intent for asking this question, the reference answer provided by a strong LLM, which is GPT-4 in this paper, and the response generated by the test LLM for evaluation.

4.2 Experimental Settings

Among the top-used LLM services reported in the previous user study, we test all the LLMs with available APIs, including Baichuan2-Turbo (BaichuanAI), Claude-3-opus (Anthropic), Deepseek-chat (DeepseekAI), ERNIE-Bot-4 (Baidu), GLM-4 (ZhipuAI), GPT-3.5-turbo (OpenAI), GPT-4-0125-preview (OpenAI), Moonshot-v1-8k (MoonshotAI), Qwen-max (Ali), Spark-3.5 (iFLYTEK). We do not adjust the default temperature setting of LLMs based on query intent. This helps us to model the efficacy of LLM services in different real-world scenarios without user intent information. We benchmark the above LLMs on 1031 human-examined cases in URS dataset.

4.3 Overall Results

The benchmark results are shown in Table 4. We have the following observations:

- (1) When the responses of GPT-4 are used as

	Solve Problem	Factual QA	Text Assistant	Ask for Advice	Seek Creativity	Leisure	through API	All
Cases	379	259	82	116	86	83	26	1031
GPT-4-0125-preview	*8.28	*8.68	7.91	*7.69	*7.47	*7.57	*8.38	*8.16
Claude-3-opus	7.61	7.71	<u>7.68</u>	7.01	<u>7.10</u>	7.16	7.77	7.50
Qwen-max	<u>7.53</u>	<u>7.64</u>	*8.20	7.28	7.09	6.63	7.65	<u>7.48</u>
GLM-4	7.52	7.29	7.65	<u>7.20</u>	<u>7.10</u>	6.37	8.04	7.32
ERNIE-Bot-4	7.51	7.17	7.23	7.09	7.20	<u>7.02</u>	<u>8.00</u>	7.30
Moonshot-v1-8k	7.25	7.53	7.62	6.92	7.05	7.01	7.92	7.29
Spark-3.5	6.97	6.70	7.45	7.05	6.44	6.33	7.08	6.86
Baichuan2-Turbo	6.55	6.83	6.91	6.35	6.17	6.02	7.19	6.57
GPT-3.5-turbo	6.55	6.73	7.01	6.35	6.17	5.69	6.73	6.51
Deepseek-chat	6.74	6.24	6.83	6.09	5.52	4.93	6.58	6.29

Table 4: URS Benchmark Results. For each intent and the overall scenarios, we mark the three best-performing LLM services, with the first marked '*', the second bolded, and the third underlined.

references in the scoring instruction, i.e., equating to a score of 8, the subsequent assessments of the re-generated GPT-4 results yield an average score of 8.16, indicating an acceptable level of variance from the established standard.

(2) There is a noticeable stratification in scores across different models. Apart from GPT-4, the leading group comprises Claude-3 and Qwen-max, followed by a secondary tier including GLM-4, ERNIE-Bot-4, and Moonshot-v1. The performances of the third tier are comparable to that of GPT-3.5.

(3) In examining efficacy across diverse user intents, GPT-4 generally demonstrates superior performance, with the notable exception of the Text Assistant category, where Qwen-max prevails. Furthermore, a comparative analysis of LLMs in subjective versus objective intents reveals a pronounced proficiency in objective contexts. This is probably because subjective scenarios require more diverse competencies such as creativity and humor, areas where current LLMs are relatively weak.

Separated results of English and Chinese scenarios are presented in Appendix D.1. Scoring examples are provided in Appendix D.2.

4.4 Scenario Study

Since we evaluate LLMs as collaborative tools for users, we juxtapose their performance with traditional assistants like search engines and translators. This comparison can assist and guide users in choosing the most effective tool for their specific intents. To this end, we evaluate LLM performance compared to Google Search Engine for Factual QA intent questions and Google Translator for transla-

Service	Score
GPT-4	8.63
GPT-3.5	6.95
Search Engine (Google Top-1 page)	5.14
RAG (GPT-4 + Google Top-5 page)	6.47

Table 5: Comparison between LLM services and Search Engine in 57 Factual QA cases from the URS dataset.

tion queries in Text Assistant scenarios.

Search Engine. We first retrieve search results for 57 random questions within the Factual QA intent and devise two methods to form answers: 1) Direct search results: the content of the top-1 web page, and 2) Retrieval-augmented generation: GPT-4 summarized answer based solely on information from the top-5 pages. Note that this approach enhances the search performances, not the LLMs'. The results are reported in Table 5. Our analysis shows that direct search results do not outperform GPT-3.5. This limitation can be attributed to the fact that web pages might not provide straightforward answers to user queries, requiring users to navigate through multiple pages to piece together a response. The retrieval-augmented generation approach, which employs GPT-4 to create summarized answers based on search results without incorporating its inherent knowledge, also underperforms LLMs. These observations underscore LLMs' efficacy in factual QA scenarios, likely due to their ability to respond directly to user queries.

Translation. To simulate the text assistant scenarios where users have several options of choosing translators or LLM services for their translation

Service	Score
GPT-4	9.00
GPT-3.5	8.50
Translator (Google)	7.00

Table 6: Comparative Evaluation of LLM Services and Translator in 8 translation-related Text Assistant Scenarios from the URS dataset.

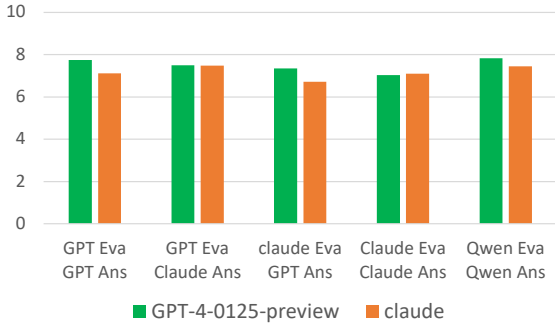


Figure 4: Comparison between GPT-4 and Claude-3. "A Eva B Ans" indicates the evaluation setting, where 'A' denotes the evaluator LLM and 'B' represents the source LLM used to generate 8-point reference answers. These results show that GPT-4 slightly outperforms Claude-3.

needs, we select the translation cases in our URS dataset for evaluation. Results are shown in Table 6, where we find LLM services outperform the translation tool. This may be because users need specific styles or modifications of the original context, while traditional translators are hard to accomplish.

4.5 Cross Validation between GPT-4 and Claude-3

In the overall benchmark result, we adopt GPT-4's direct output to the question as a reference for score 8, and use GPT-4 as the evaluator base for final scoring, as detailed in Section 4.1. Although this approach is widely adopted, it may cause favor to responses similar to GPT-4. To counteract this bias, we re-evaluated the performance of the top-2 LLMs, gpt-4-0125-preview, and claude-3-opus, employing cross-validation techniques. We run 5-fold evaluation settings on randomly selected 200 cases, using GPT and Claude as the reference generator and base evaluator respectively, and the third performed LLM, Qwen, as both reference generation and evaluation for a third-party evaluation. As illustrated in Figure 4, when GPT-generated responses are used as references, GPT-4 consistently achieves higher scores no matter the evaluator mod-

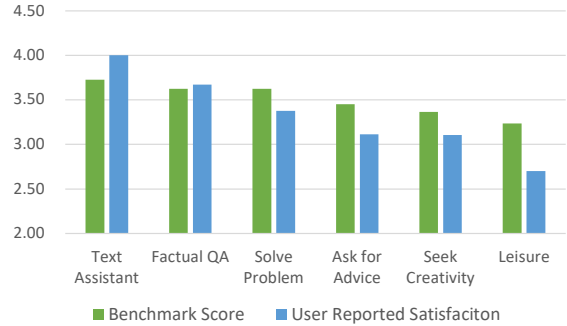


Figure 5: Comparison between Benchmark Evaluation Score and User Reported Satisfaction. Benchmark scores are the average scores of all 10 LLMs. "User Reported Satisfaction" shows the user-reported satisfaction with LLMs in the above user study. Intents are ranked by user satisfaction.

els. When Claude-generated responses are adopted in evaluations, the results are comparable. In third-party assessments, GPT-4 also maintained a superior ranking over Claude-3. This order is consistent with the overall benchmark results, indicating that the potential bias towards GPT does not affect the benchmark ranking.

4.6 Alignment with Human Experience

To compare benchmark accuracy through the lens of real human experience, we compare the benchmark scores with participants' reported general satisfaction in LLM interactions across different intents, collected in Section 3.2.1. Figure 5 illustrates this comparison. Results reveal that objective scenarios consistently receive higher ratings than subjective ones in both the benchmark results and user feedback. Additionally, user-reported satisfaction displays more pronounced variations between the highly and poorly performing intents compared to the benchmark scores. This suggests that users are more sensitive to differences in service performance, underscoring the need to further incorporate this characteristic into evaluation designs to more precisely capture user experience.

5 Conclusion

By focusing on real-world cases and user intent categorization, this work endeavors to advance user-centric evaluations of LLMs. We hope the insights gained from this research will not only help improve the performance of LLMs but also foster a deeper understanding of how these services can be effectively integrated into people's lives to enhance productivity, creativity, and overall welfare.

Limitations

While evaluating LLMs from the user-centric perspective offers considerable advantages, there are certain limitations in our URS benchmark.

Evaluation Method: Our approach aligns with prevailing practices in open-ended question evaluation, where GPT-4 is employed as the base evaluator. This could potentially lead to a bias toward responses resembling GPT’s style, thereby influencing the neutrality of the evaluation. We analyzed through cross-validation that this approach does not affect the top 2 LLM orders. Besides, we are going through human validation of reference answers to improve the precision of the evaluation process.

Also, we notice it is very important to evaluate LLM services’ performances in multi-turn conversational settings, as there are a few cases where the LLMs do not answer the user question and ask to provide more detailed information about user intents. These may be judged unsuccessful in a single-turn assessment, but the service might be capable of meeting this user need.

Data Distribution: The data for our study was mainly sourced from a global researcher recruitment platform, which does not ensure a random selection of all participants using LLM services. Consequently, the demographic distribution of our dataset may not accurately reflect that of typical LLM users or the global population. While as an independent third party unaffiliated with specific LLM services, and given our non-selective approach to data collection, our methodology incorporates greater diversity and offers a closer alignment with real-world usage scenarios compared to datasets that are human-designed, model synthetic, or selected by non-third parties or single-sourced.

Ethical Considerations

In the user study, participants were informed that their reported conversations would be publicly released for research purposes. The notification is detailed in Appendix A. At the same time, they voluntarily chose whether to provide anonymized basic information, such as age group and profession.

Additionally, the survey design included an anchor question requiring participants to select specific options; responses that failed to adhere to these instructions were discarded as malicious feedback.

The questionnaire was provided in English and Chinese (Mandarin), the top 2 widely spoken languages², and distributed via a global recruitment platform. In this process, we did not filter any attributes as this could actively introduce bias. Following data collection, a third party conducted manual reviews to ensure the data’s quality, harmlessness, and the absence of any personal information.

This dataset could be used for research purposes to understand user intents, evaluate conversational systems’ responses, and train for better alignment with human preference. Note that this URS dataset uses an Apache License.

²https://en.wikipedia.org/wiki/List_of_languages_by_total_number_of_speakers

References

- Ali. Qwen.
- Anthropic. Claude.
- Jacob Austin, Augustus Odena, Maxwell Nye, Maarten Bosma, Henryk Michalewski, David Dohan, Ellen Jiang, Carrie Cai, Michael Terry, Quoc Le, and Charles Sutton. 2021. [Program synthesis with large language models](#).
- Ge Bai, Jie Liu, Xingyuan Bu, Yancheng He, Jiaheng Liu, Zhanhui Zhou, Zhuoran Lin, Wenbo Su, Tiezheng Ge, Bo Zheng, et al. 2024. Mt-bench-101: A fine-grained benchmark for evaluating large language models in multi-turn dialogues. *arXiv preprint arXiv:2402.14762*.
- BaichuanAI. Baichuan.
- Baidu. Ernie bot.
- BIG bench authors. 2023. [Beyond the imitation game: Quantifying and extrapolating the capabilities of language models](#). *Transactions on Machine Learning Research*.
- Anna Bodonhelyi, Efe Bozkir, Shuo Yang, Enkelelda Kasneci, and Gjergji Kasneci. 2024. User intent recognition and satisfaction with large language models: A user study with chatgpt. *arXiv preprint arXiv:2402.02136*.
- Yupeng Chang, Xu Wang, Jindong Wang, Yuan Wu, Linyi Yang, Kaijie Zhu, Hao Chen, Xiaoyuan Yi, Cunxiang Wang, Yidong Wang, et al. 2023. A survey on evaluation of large language models. *ACM Transactions on Intelligent Systems and Technology*.
- Mark Chen, Jerry Tworek, Heewoo Jun, Qiming Yuan, Henrique Ponde de Oliveira Pinto, Jared Kaplan, Harri Edwards, Yuri Burda, Nicholas Joseph, Greg Brockman, et al. 2021. Evaluating large language models trained on code. *arXiv preprint arXiv:2107.03374*.
- Zhumin Chu, Qingyao Ai, Yiteng Tu, Haitao Li, and Yiqun Liu. 2024. Pre: A peer review based large language model evaluator. *arXiv preprint arXiv:2401.15641*.
- Peter Clark, Isaac Cowhey, Oren Etzioni, Tushar Khot, Ashish Sabharwal, Carissa Schoenick, and Oyvind Tafjord. 2018. Think you have solved question answering? try arc, the ai2 reasoning challenge. *arXiv preprint arXiv:1803.05457*.
- Karl Cobbe, Vineet Kosaraju, Mohammad Bavarian, Mark Chen, Heewoo Jun, Lukasz Kaiser, Matthias Plappert, Jerry Tworek, Jacob Hilton, Reiichiro Nakano, Christopher Hesse, and John Schulman. 2021. Training verifiers to solve math word problems. *arXiv preprint arXiv:2110.14168*.
- DeepseekAI. Deepseek.
- Chaoqun He, Renjie Luo, Yuzhuo Bai, Shengding Hu, Zhen Leng Thai, Junhao Shen, Jinyi Hu, Xu Han, Yujie Huang, Yuxiang Zhang, et al. 2024. Olympiad-bench: A challenging benchmark for promoting agi with olympiad-level bilingual multimodal scientific problems. *arXiv preprint arXiv:2402.14008*.
- Dan Hendrycks, Collin Burns, Steven Basart, Andy Zou, Mantas Mazeika, Dawn Song, and Jacob Steinhardt. 2020. Measuring massive multitask language understanding. *arXiv preprint arXiv:2009.03300*.
- Dan Hendrycks, Collin Burns, Saurav Kadavath, Akul Arora, Steven Basart, Eric Tang, Dawn Song, and Jacob Steinhardt. 2021. Measuring mathematical problem solving with the math dataset. *arXiv preprint arXiv:2103.03874*.
- Hui Huang, Yingqi Qu, Jing Liu, Muyun Yang, and Tiejun Zhao. 2024a. An empirical study of llm-as-a-judge for llm evaluation: Fine-tuned judge models are task-specific classifiers. *arXiv preprint arXiv:2403.02839*.
- Yuzhen Huang, Yuzhuo Bai, Zhihao Zhu, Junlei Zhang, Jinghan Zhang, Tangjun Su, Junteng Liu, Chuancheng Lv, Yikai Zhang, Yao Fu, et al. 2024b. C-eval: A multi-level multi-discipline chinese evaluation suite for foundation models. *Advances in Neural Information Processing Systems*, 36.
- iFLYTEK. Spark.
- Carlos E Jimenez, John Yang, Alexander Wettig, Shunyu Yao, Kexin Pei, Ofir Press, and Karthik Narasimhan. 2023. Swe-bench: Can language models resolve real-world github issues? *arXiv preprint arXiv:2310.06770*.
- Haonan Li, Yixuan Zhang, Fajri Koto, Yifei Yang, Hai Zhao, Yeyun Gong, Nan Duan, and Timothy Baldwin. 2023a. Cmmlu: Measuring massive multitask language understanding in chinese. *arXiv preprint arXiv:2306.09212*.
- Xuechen Li, Tianyi Zhang, Yann Dubois, Rohan Taori, Ishaan Gulrajani, Carlos Guestrin, Percy Liang, and Tatsunori B. Hashimoto. 2023b. AlpacaEval: An automatic evaluator of instruction-following models. https://github.com/tatsu-lab/alpaca_eval.
- Bill Yuchen Lin, Khyathi Chandu, Faeze Brahman, Yuntian Deng, Abhilasha Ravichander, Valentina Pyatkin, Ronan Le Bras, and Yejin Choi. 2024. [Wildbench: Benchmarking llms with challenging tasks from real users in the wild](#).
- Yen-Ting Lin and Yun-Nung Chen. 2023. Llm-eval: Unified multi-dimensional automatic evaluation for open-domain conversations with large language models. *arXiv preprint arXiv:2305.13711*.
- Xiao Liu, Xuanyu Lei, Shengyuan Wang, Yue Huang, Zhuoer Feng, Bosi Wen, Jiale Cheng, Pei Ke, Yifan Xu, Weng Lam Tam, et al. 2023a. AlignBench: Benchmarking chinese alignment of large language models. *arXiv preprint arXiv:2311.18743*.

Xiao Liu, Hao Yu, Hanchen Zhang, Yifan Xu, Xuanyu Lei, Hanyu Lai, Yu Gu, Hangliang Ding, Kaiwen Men, Kejuan Yang, et al. 2023b. Agent-bench: Evaluating llms as agents. *arXiv preprint arXiv:2308.03688*.

MoonshotAI. [Moonshot](#).

OpenAI. [Chatgpt](#).

Yujia Qin, Shihao Liang, Yining Ye, Kunlun Zhu, Lan Yan, Yaxi Lu, Yankai Lin, Xin Cong, Xiangru Tang, Bill Qian, Sihan Zhao, Runchu Tian, Ruobing Xie, Jie Zhou, Mark Gerstein, Dahai Li, Zhiyuan Liu, and Maosong Sun. 2023. [Toollm: Facilitating large language models to master 16000+ real-world apis](#).

Chirag Shah, Ryen W White, Reid Andersen, Georg Buscher, Scott Counts, Sarkar Snigdha Sarathi Das, Ali Montazer, Sathish Manivannan, Jennifer Neville, Xiaochuan Ni, et al. 2023. Using large language models to generate, validate, and apply user intent taxonomies. *arXiv preprint arXiv:2309.13063*.

Mirac Suzgun, Nathan Scales, Nathanael Schärli, Sebastian Gehrmann, Yi Tay, Hyung Won Chung, Aakanksha Chowdhery, Quoc V. Le, Ed H. Chi, Denny Zhou, and Jason Wei. 2022. [Challenging big-bench tasks and whether chain-of-thought can solve them](#).

Yufei Wang, Wanjun Zhong, Liangyou Li, Fei Mi, Xingshan Zeng, Wenyong Huang, Lifeng Shang, Xin Jiang, and Qun Liu. 2023. Aligning large language models with human: A survey. *arXiv preprint arXiv:2307.12966*.

Shuyi Xie, Wenlin Yao, Yong Dai, Shaobo Wang, Donlin Zhou, Lifeng Jin, Xinhua Feng, Pengzhi Wei, Yujie Lin, Zhichao Hu, et al. 2023. [Tencentllmeval: a hierarchical evaluation of real-world capabilities for human-aligned llms](#). *arXiv preprint arXiv:2311.05374*.

Rowan Zellers, Ari Holtzman, Yonatan Bisk, Ali Farhadi, and Yejin Choi. 2019. [Hellaswag: Can a machine really finish your sentence?](#) *arXiv preprint arXiv:1905.07830*.

Lianmin Zheng, Wei-Lin Chiang, Ying Sheng, Siyuan Zhuang, Zhanghao Wu, Yonghao Zhuang, Zi Lin, Zhuohan Li, Dacheng Li, Eric Xing, et al. 2024. [Judging llm-as-a-judge with mt-bench and chatbot arena](#). *Advances in Neural Information Processing Systems*, 36.

ZhipuAI. [Glm](#).

Appendix

A User Study

At the start of the user survey, we have this notification:

Your dialog reported in this questionnaire may be publicly released for research purposes, so please avoid including personal information, and we will also conduct a secondary check, thank you!

Subsequently, participants are asked to provide five to ten distinct real use cases with LLM services. Each use case should comprehensively cover the following aspects:

1. LLM Service Utilized:

Which of the following large language models did you ask the question to

2. Conversation Content:

Your question and the system's output

It is recommended to directly share your conversation link!

If you fill it out manually, please respectfully follow the format below.

Question: xxx

Answer: xxx

3. Usage Intent:

Your intent behind this question is

4. Task Difficulty:

How difficult do you think the problem is

5. Satisfaction Level:

Your satisfaction with the system output

Participants are also asked to voluntarily report the following demographic information anonymously:

1. Age Group: To understand the age distribution of LLM users.

2. Profession: To gauge the professional background and its influence on LLM usage.

3. IP Location: To capture the geographical distribution of participants.

General usage Experience with LLMs:

1 LLM used:

Large Language Models you have used

2 Usage Frequency:

How often do you use LLMs

3 Satisfaction with LLMs:

Your general satisfaction with LLM services across each intent

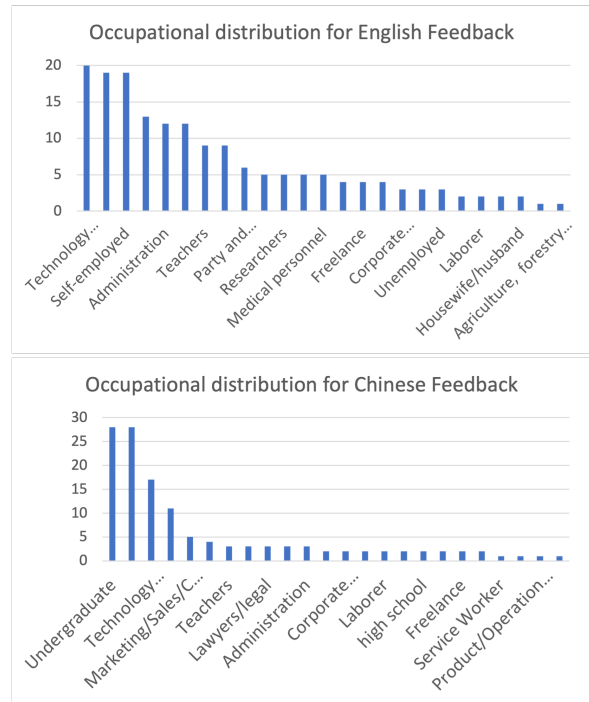


Figure 6: Occupation distribution of survey participants.

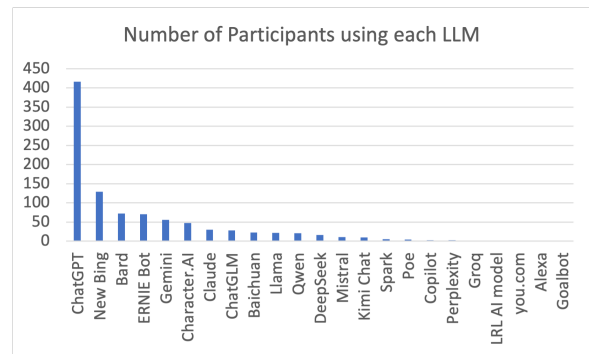


Figure 7: Number of Participants reported having used each LLM.

B URS Dataset Information

B.1 Participants

Figure 6 and Figure 7 report the demographic information and the LLM services usage pattern of the user study participants, which demonstrates the diversity of the benchmark contributors.

B.2 Distribution of LLM usage

Table 7 presents the distribution of LLM usage from the collected user study. ChatGPT is the most popular one in both language backgrounds, while the others show some differences.

English	Chinese	
Total	993	Total 994
ChatGPT	809	ChatGPT 818
Bard/Gemini	69	ERNIE Bot 61
New Bing	41	New Bing 41
Character.AI	14	Baichuan 7
ChatGLM	7	Character.AI, etc. 6

Table 7: Distribution on Top 5 Source LLMs. In the URS dataset, most conversations are reported with their source LLMs. Notely, for Chinese feedback, Character.AI, Claude, Mistral, and Qwen are tied for 5th place.

C Evaluation

C.1 Intent-aware Criteria

The definition of intent-aware criteria is shown in Table 10. We evaluate each defined user intent with five selected criteria as described in Table 8.

C.2 Instruction

The instruction for evaluation with four parts are shown in Table 11, 12 and Table 13 in English and Chinese, respectively. We use these designed instruction to guide the evaluator output the evaluation results for benchmarking.

D Benchmark Results

D.1 Bi-lingual Results

Table 14 and Table 15 show the English and Chinese’s separated benchmark results across different intent.

D.2 Scoring Examples

For subjective intents, we list the example cases as shown in Table 16, 17 and 18.

D.3 Comparison with Different Evaluation Method

Figure 8 shows cross-validation evaluation results. We change the model to generate reference answers and the model to serve as evaluators respectively. Results show while using GPT4 output as the reference answer for 8 scores, the order between the three models remains unchanged no matter the evaluation model. While using Qwen or GLM’s output as both reference generator and evaluator, there exists a strong incline towards the model itself.



Figure 8: Analysis of Evaluation Methodologies: "A-B" indicates the evaluation setting, where 'A' denotes the evaluator LLM and 'B' represents the source LLM used to generate 8-point reference answers. Rating bias is defined in Equation 1. Specifically, the rating bias for evaluator A corresponds to the discrepancy between the reference score, 8, and the benchmark score of Model B under the assessment setting of A-B.

We also check the rating bias of different LLMs as evaluators. Rating bias is defined in Equation 1.

$$\text{Rating Bias}(A) = \frac{\sum_B \text{Rating}_{A-B}(B) - r}{\sum_B 1}, r = 8 \quad (1)$$

where $\text{Rating}_{A-B}(B)$ representing using LLM A as an evaluator and the output of LLM B as a reference answer to evaluate the performance of LLM B. r is the score for reference, in our cases, it is equal to 8. Note that in the experiments, reference answer and output awaiting score are two-time outputs of the same model, so if model B is stable and model A can score accurately, the $\text{Rating}_{A-B}(B)$ should be r . We measure the Rating Bias to measure the calibrability of the evaluator model. As shown in the results, compared to Qwen-max and GLM-4, GPT-4 performs more accuracy in this cross-validation experiments.

D.4 Case Study

D.4.1 Computational Capabilities

In our benchmark, we incorporate a diverse range of scenarios, extending beyond commonplace ap-

Intents	Intent-aware Criteria
Factual QA	Factuality, User Satisfaction, Clarity, Completeness, Logical Coherence
Solve Professional Problem	Factuality, User Satisfaction, Clarity, Logical Coherence, Completeness
Text Assistant	Clarity, User Satisfaction, Logical Coherence, Factivity, Creativity
Usage through API	Factuality, User Satisfaction, Clarity, Logical Coherence, Completeness
Ask for Advice	User Satisfaction, Factuality, Fairness and Responsibility, Creativity, Richness
Seek Creativity	User Satisfaction, Logical Coherence, Creativity, Richness, Factuality
Leisure	User Satisfaction, Engagement, Appropriateness, Creativity, Factuality

Table 8: Evaluation Criteria under Different User Intents.

Model	Max L	Accuracy
Claude-3-opus-20240229	19	100%
GPT-4-0125-preview	12	100%
ERNIE-Bot-4	9	94%
GPT-3.5-turbo	8	86%
Qwen-max	4	57%
spark-3.5	4	50%

the ability of computing has correlations with the scaling of model size.

Table 9: Addition Ability. "Max L" represents the longest sequence of consecutive additions attainable at a minimum accuracy rate of 80%. "Accuracy" denotes the success ratio in 90 trials covering the length of 2 to 9 with 10 test cases of each length. Outcomes are presented for LLMs with an accuracy of 50% and above.

plications to include highly specialized use cases, particularly in the intent of API utilization. A notable example involves assessing the models' proficiency in executing sequential summations without relying on external tools. This particular computational skill often manifests spontaneously and poses a challenge for targeted training. Consequently, evaluating a model's capability to accurately perform a series of two-digit additions offers a rapid and effective indicator of its computational prowess.

Our examination entails the concatenation of two-digit numbers ranging from 2 to 20 in sequence, with each magnitude category being subjected to 10 randomly generated test instances. Table 9 delineates the performances of the top LLMs, showing their ability to achieve the longest chain of consecutive additions while maintaining a minimum accuracy threshold of 80% and the accuracy of adding from 2 to 10 numbers. Models not listed achieved an accuracy lower than 50%.

It is worth noting that the top 4 LLMs with maximum length > 5 are the ones with larger parameters out of the total 10 LLMs. This might indicate that

Criteria	Description
Factuality 事实正确性	Whether the information provided in the response is accurate, based on reliable facts and data. 回答中提供的信息是否准确无误，是否基于可信的事实和数据。
User Satisfaction 满足用户需求	Whether the response meets the user's question and needs, and provides a comprehensive and appropriate answer to the question. 回答是否满足了用户提出问题的目的和需求，是否对问题进行了全面而恰当的回答。
Logical Coherence 逻辑连贯性	Whether the response maintains overall consistency and logical coherence between different sections, avoiding self-contradiction. 回答是否在整体上保持一致，是否在不同部分之间保持逻辑连贯性，避免了自相矛盾。
Richness 丰富度	Whether the response includes rich info, depth, context, diversity, detailed explanations, and examples to meet user needs and provide a comprehensive understanding. 回答包含丰富的信息、深度、上下文考虑、多样性、详细解释和实例，以满足用户需求并提供全面理解。
Creativity 创造性	Whether the response is innovative or unique, providing novel insights or solutions. 回答是否具有创新性或独特性，是否提供了新颖的见解或解决方法。
Fairness and Responsibility 公平与可负责程度	Whether the advice or information provided in the response is feasible, carries a certain degree of responsibility and considers potential risks and consequences. 回答中提供的建议或信息是否可行，是否负有一定的责任，是否考虑了潜在风险和后果。
Completeness 完备性	Whether the response provides sufficient information and details to meet the user's needs, and whether it avoids omitting important aspects. 回答是否提供了足够的信息和细节，以满足用户的需求，是否遗漏了重要的方面。
Clarity 清晰度	Whether the response is clear and understandable, and whether it uses concise language and structure so that the user can easily understand it. 回答是否表达清晰易懂，是否使用了简洁的语言和结构，以便用户可以轻松理解。
Engagement 趣味性	Whether the answer is interesting and attractive, helps users relax, and provides high-quality emotional value or entertainment value, etc. 回答是否有趣、吸引人，帮助用户放松，提供了高质量的情绪价值或娱乐价值等
Appropriateness 适宜性	Content is suitable for all users and avoids inappropriate or offensive content. 内容适宜所有用户，避免不当或冒犯性内容

Table 10: Definition of Intent-aware Criteria.

<p>Intent-aware Criteria</p>	<p>You are asked to assess the quality of an AI assistant’s answer to a user’s question as an impartial judge. Since the type of answer you are evaluating is [Solve Professional Problem], you need to evaluate the answer in the following 5 criteria:</p> <p>1 Factuality Whether the information provided is accurate and based on reliable facts and data</p> <p>2 User Satisfaction Whether the response meets the user’s question and needs and provides a comprehensive and appropriate answer to the question</p> <p>3 Clarity Whether the response is clear and understandable, and whether it uses concise language and structure so that the user can easily understand it.</p> <p>4 Logical Coherence Whether the response maintains overall consistency and logical coherence between different sections, avoiding self-contradiction</p> <p>5 Completeness Whether the response provides sufficient information and details to meet the user’s needs, and whether it avoids omitting important aspects</p> <p>Note that a longer answer is not always better, the answer that is concise and meets the above requirements is the best.</p>
<p>Chain of thought reasoning steps</p>	<p>We will provide you with the user’s question, an 8-score reference answer, and answers from the AI assistant that needs your assessment. When starting your evaluation, you need to follow the reasoning steps below:</p> <ol style="list-style-type: none"> 1. Compare the AI assistant’s answer with the reference answer, point out any shortcomings in the AI assistant’s answer, and explain further. 2. Evaluate the AI assistant’s answer in terms of the different criteria, giving each criterion a score from 1 to 10 after the evaluation of each. 3. Finally, combine the evaluations from each criterion and give the AI assistant’s answer a composite score of 1 to 10. 4. Your scoring needs to be as rigorous as possible and adhere to the following scoring rules: in general, the higher the quality of the model’s answers, the higher the score. The two most important criteria are factual correctness and fulfillment of user needs, and the scores for these two dimensions dominate the final composite score.
<p>Scoring Standards</p>	<p>When the model answer has irrelevance to the question, or intrinsically factually incorrect, or generates harmful content, the total score should be 1 to 2;</p> <p>When the model answer has no serious errors and is largely harmless, but is of low quality and does not meet user requirements, the total score must be 3 to 4;</p> <p>When the model answer basically meets the user’s needs but performs poorly on some criteria and is of medium quality, the total score can be 5 to 6;</p> <p>When the quality of the model response is similar to the reference answer and performs well in all criteria, the total score should be 7 to 8;</p> <p>A score of 9 to 10 can only be achieved if the model significantly exceeds the quality of the reference answer, adequately addresses the user’s question and all the needs, and is close to a perfect score on all criteria. As an example, the reference answer would receive a score of 8.</p>

Table 11: English Instruction for evaluating Solve Professional Problem intent questions. Part 1.

Output Format	<p>You need to evaluate and explain before you score. Your explanation of each criterion needs to be followed by the scoring. After that, at the end of your answer, return all of your scores in the following dictionary format, including the curly brackets, and make sure that your scores are integers:</p> <p>{'Dimension 1': scoring, 'Dimension 2': scoring, ... , 'Final Score': Score}, e.g. {'Factuality': 9, 'User Satisfaction': 6, ... , 'Final Score': 7}.</p>
Reference Materials	<p>User Question: ...</p> <p>[Start of Reference Answer] [End of reference answer]</p> <p>[start of AI assistant's answer] [end of AI assistant's answer]</p>

Table 12: English Instruction for evaluating Solve Professional Problem intent questions. Part 2.

Intent-aware Criteria	<p>请你以公正的评判者的身份，评估一个AI助手对于用户提问的回答的质量。由于您评估的回答类型是[解决专业问题]，因此你需要从下面的5个维度对回答进行评估：</p> <p>1 事实正确性(Factuality) 提供的信息是否准确无误，是否基于可信的事实和数据</p> <p>2 满足用户需求(User Satisfaction) 是否满足了用户提出问题的目的和需求，是否对问题进行了全面而恰当的回应</p> <p>3 清晰度(Clarity) 是否表达清晰易懂，是否使用了简洁的语言和结构，以使用户可以轻松理解</p> <p>4 逻辑连贯性(Logical Coherence) 是否在整体上保持一致，是否在不同部分之间保持逻辑连贯性，避免了自相矛盾</p> <p>5 完备性(Completeness) 回答是否提供了足够的信息和细节，以满足用户的需求，是否遗漏了重要的方面</p> <p>注意，回答不是越长越好，简短并且满足上述要求的回答是最好的。</p>
Chain of thought reasoning steps	<p>我们会给您提供用户的提问，一个8分左右的参考答案，和需要你评估的AI助手的答案。当你开始你的评估时，你需要按照遵守以下的流程：</p> <ol style="list-style-type: none"> 1. 将AI助手的答案与参考答案进行比较，指出AI助手的答案有哪些不足，并进一步解释。 2. 从不同维度对AI助手的答案进行评价，在每个维度的评价之后，给每一个维度一个1~10的分数。 3. 最后，综合每个维度的评估，对AI助手的回答给出一个1~10的综合分数。 4. 你的打分需要尽可能严格，并且要遵守下面的评分规则：总的来说，模型回答的质量越高，则分数越高。 <p>其中，事实正确性和满足用户需求这两个维度是最重要的，这两个维度的分数主导了最后的综合分数。</p>
Scoring Standards	<p>当模型回答存在与问题不相关，或者有本质性的事实错误，或生成了有害内容时，总分必须是1到2分；</p> <p>当模型回答没有严重错误而且基本无害，但是质量较低，没有满足用户需求，总分为3到4分；</p> <p>当模型回答基本满足用户要求，但是在部分维度上表现较差，质量中等，总分可以得5到6分；</p> <p>当模型回答质量与参考答案相近，在所有维度上表现良好，总分得7到8分；</p> <p>只有当模型回答质量显著超过参考答案，充分地解决了用户问题和所有需求，并且在所有维度上都接近满分的情况下，才能得9到10分。作为示例，参考答案可以得到8分。</p>
Output Format	<p>请记住，你必须在你打分前进行评价和解释。在你每个维度的解释之后，需要加上对该维度的打分。之后，在你回答的末尾，按照以下字典格式（包括括号）返回你所有的打分结果，并确保你的打分结果是整数： {'维度一': 打分, '维度二': 打分, ..., '综合得分': 打分}，例如：{'事实正确性': 9, '满足用户需求': 6, ..., '综合得分': 7}。</p>
Reference Materials	<p>用户的提问: ...</p> <p>[参考答案开始] [参考答案结束]</p> <p>[助手的答案开始] [助手的答案结束]</p>

Table 13: Chinese Instruction for evaluating Solve Professional Problem intent questions

Objective Scenarios	Factual QA		Solve Problem		Text Assistant		use through API		English	Chinese
GPT-4-0125-preview	9.12	8.55	8.83	8.56	8.03	7.81	8.58	8.21	8.72	8.49
Qwen-max	8.30	7.44	8.26	7.68	8.37	8.05	7.92	7.43	8.28	7.62
Claude-3-opus-20240229	8.02	7.61	8.24	7.81	7.67	7.70	7.83	7.71	7.98	7.74
GLM-4	8.08	7.05	7.76	7.72	7.77	7.53	8.50	7.64	7.94	7.48
Moonshot-v1-8k	7.67	7.49	7.74	7.51	7.38	7.84	8.00	7.86	7.64	7.54
ERNIE-Bot-4	7.22	7.16	7.93	7.76	7.05	7.40	8.25	7.79	7.46	7.53
GPT-3.5-turbo	7.42	6.53	7.00	6.41	7.36	6.70	7.25	6.29	7.27	6.47
Baichuan2-Turbo	7.33	6.68	6.29	6.54	6.59	7.21	8.17	6.36	6.91	6.63
Deepseek-chat	6.75	6.08	6.86	6.43	6.82	6.84	6.92	6.29	6.81	6.34
Spark-3.5	6.43	6.78	6.74	7.34	7.05	7.81	6.17	7.86	6.66	7.20

Table 14: Bi-lingual Benchmark Results on objective scenarios.

Subjective Scenarios	Ask for Advice		Seek Creativity		Leisure		English	Chinese
GPT-4-0125-preview	7.68	7.69	7.79	7.40	7.75	7.55	7.73	7.56
Qwen-max	7.59	7.21	7.64	6.99	7.88	6.49	7.66	6.92
GLM-4	7.45	7.14	8.07	6.92	7.50	6.25	7.66	6.80
Claude-3-opus-20240229	6.86	7.04	7.21	7.08	7.13	7.16	7.02	7.09
GPT-3.5-turbo	6.64	6.29	6.79	6.06	7.38	5.51	6.82	5.98
Deepseek-chat	6.55	5.98	7.00	5.24	7.13	4.69	6.80	5.36
ERNIE-Bot-4	6.95	7.13	6.64	7.31	6.25	7.11	6.73	7.17
Moonshot-v1-8k	6.32	7.06	6.50	7.15	7.38	6.97	6.57	7.06
Baichuan2-Turbo	6.27	6.37	6.64	6.08	7.00	5.92	6.52	6.15
Spark-3.5	6.09	7.28	5.43	6.64	5.63	6.40	5.80	6.81

Table 15: Bi-lingual Benchmark Results on subjective scenarios

Intent	Seek Creativity	
Question	如何看待ai将会导致大部分人失业的观点	
Reference Answer	<p>AI的发展确实可能会对一些职业产生影响，导致一部分工作被机器取代。但这并不意味着会导致大部分人失业，主要有以下几点原因。</p> <ol style="list-style-type: none"> 1. AI也会创造新的就业机会。尽管AI可能会替代一些人力密集型的工作，但同时也有可能创造出新的工作岗位。例如，现在已经有很多公司开始雇佣AI相关的技术人员，如数据科学家、机器学习工程师等。 2. AI可能会提高人们的工作效率，从而让人们有更多的时间投入到其他需要人类特质(如创造性，同理心)的工作中去。 3. 社会和政府也可以采取一些政策，如教育改革、职业培训、调整税收政策等，以帮助人们适应新的就业形式。 <p>总的来说，AI的发展可能会改变就业市场的面貌，但不一定会导致大部分人失业。我们需要做的是积极应对，持续学习，提升自己的竞争力。</p>	
Claude-3	<p>关于AI可能导致大规模失业的观点,我的看法是:</p> <ol style="list-style-type: none"> 1. AI技术的发展和应用确实会在一定程度上改变就业市场,一些工作岗位可能会被AI取代,尤其是那些高度重复、程式化的工作。但同时AI也会创造出许多新的就业机会。 2. 从历史来看,每一次技术革命都伴随着部分职业的消失和新职业的出现。比如工业革命导致手工业者失业,但创造了更多工厂工人的岗位。因此AI带来的是就业结构的转型和升级,而不是单纯的失业。 3. 为了适应AI时代,教育和职业培训需要与时俱进。学校应加强STEM教育,培养学生的科技素养;企业和政府应积极开展职业培训,帮助员工掌握新技能。终身学习将成为常态。 4. 政府在AI时代扮演着至关重要的角色。一方面要大力发展AI产业,抢占技术制高点;另一方面要完善社会保障体系,为就业转型提供安全网,尽量降低阵痛。 5. AI的最终目标应该是用技术造福人类,而不是替代人类。在就业问题上,我们要努力实现人机协作,发挥人工智能和人类智慧的各自优势,创造更加智能和人性化的工作环境。 <p>总之,对待AI可能带来的失业风险,我们需要保持乐观和开放的心态,未雨绸缪,在顺应技术发展趋势的同时,努力创造一个更加包容和可持续的未来。这需要全社会共同努力。</p>	Final Score: 8

Table 16: Evaluation Cases

Intent	Seek Creativity	
Question	有没有一些能3d打印的点子	
Reference Answer	<ol style="list-style-type: none"> 1. 个性化首饰：使用3D打印技术可以打造出一些独一无二的首饰款式，如戒指、项链、耳环等。 2. 手机壳：可以按照手机的具体型号和个人喜好设计特色手机壳。 3. 家居装饰品：如烛台、相框、花盆等。 4. 动手玩具：例如益智拼图，也可以设计特色的棋盘游戏。 5. 办公室工具：如笔筒、名片架等。 6. 厨房用具：例如饼干模具，也可以设计独特的餐具，如喝咖啡的杯子、调料瓶等。 7. 个性化口罩：在疫情期间，可以设计一些有趣的3D口罩。 8. 最小化家具模型：这对于室内设计师来说非常有用，他们可以创建一个房间的精确比例模型。 9. 自定义剃须刀把手：通过3D打印，你可以轻松获得符合你个人喜好和握手方式的剃须刀把手。 10. 皮肤模型：对皮肤科医生，可以打印出一些皮肤疾病的三维模型，有助于他们解释疾病的具体情况。 11. 3D打印的鞋子：通过精确测量脚的尺寸，可以创建完全符合脚型的鞋子。 <p>要注意的是有些物品例如食品、口罩等需要考虑材料的安全性和舒适性。在3D打印任何物品时，一定要注意材料的选择和劳动安全。</p>	
Claude-3	<p>当然有很多适合3D打印的创意点子,这里列举一些供参考:</p> <ol style="list-style-type: none"> 1. 个性化手机壳或支架 - 可以根据自己的喜好设计独特的手机配件。 2. 定制化礼物 - 如姓名钥匙扣、纪念品等,送给亲朋好友很有心意。 3. 桌面小摆设 - 打印一些有创意的小装饰品点缀桌面。 4. 益智玩具或拼图 - 打印各种有趣的玩具,锻炼动手和思维能力。 5. 文具小物件 - 如笔筒、尺子、铅笔套等学习用品。 6. 厨房用具 - 打印些创意的饼干模具、蛋糕装饰物等。 7. 宠物用品 - 定制宠物饮食碗、玩具等,让爱宠与众不同。 8. Cosplay道具 - 打印出各种动漫人物的武器、面具等。 9. 家居生活用品 - 如衣帽钩、牙刷架、杯垫等实用物件。 10. 自制简单机械 - 打印一些小发明,如各种齿轮组、简易机器人等。 11. 园艺工具 - 如花盆、铲子、花洒喷头等。 12. 艺术品或雕塑 - 将你的创意艺术构想变为现实。 <p>总之3D打印的应用非常广泛,发挥你的创意,定制专属自己的物品吧。建议在打印前先做好建模设计,以保证成品质量。</p>	Final Score: 7

Table 17: Evaluation Cases

Intent	Seek Creativity	
Question	日常补充剂的推荐摄入量是多少?	
Reference Answer	<p>推荐的日常补充剂摄入量因年龄、性别、健康状况和特定需求而异。以下是几种常见补充剂的大致指导量:</p> <ol style="list-style-type: none"> 维生素D: 成人每日推荐400-800 IU (国际单位), 但许多专家推荐每日1000-2000 IU以优化血液中的维生素D水平。 Omega-3脂肪酸 (如鱼油): 对于心脏健康, 推荐每日摄入EPA和DHA的总量为250-500mg。 维生素C: 成人推荐每日摄入量为男性90mg, 女性75mg。 维生素B12: 成人推荐每日摄入量为2.4 μg。 钙: 成人建议每日摄入量为1000mg, 50岁以上的女性和70岁以上的男性建议每日摄入量增至1200mg。 铁: 成人男性推荐每日摄入量为8mg, 成年女性建议18mg (根据月经周期可能需要调整)。 镁: 成人男性建议每日摄入量为400-420mg, 女性为310-320mg。 锌: 成人男性每日推荐11mg, 女性推荐8mg。 <p>重要提示: 这些数量只是大致指导, 个人需求可能有所不同。服用任何补充剂前, 建议咨询医生或营养专家, 以获得个性化的建议和避免超量摄入。超量摄入某些营养素可能会对健康产生负面影响。</p>	
Qwen-max	<p>补充剂的推荐摄入量因具体的补充剂种类和个体差异而异, 通常无法一概而论。例如:</p> <ol style="list-style-type: none"> 维生素C: 成年人每日推荐摄入量为75-90毫克, 但上限一般不超过2000毫克。 钙: 成年人每日推荐摄入量约为800-1000毫克, 老年人可能需要更多。 维生素D: 成年人推荐摄入量一般为每天400-800国际单位, 但某些专家建议更高, 如每天1000-2000国际单位。 <p>在考虑补充任何营养素之前, 最好是先咨询医生或营养师的意见, 他们可以根据你的年龄、性别、健康状况、饮食习惯以及是否存在特殊需求 (如孕期、哺乳期、疾病恢复期等) 来给出个性化的建议。同时, 需要注意的是, 尽管补充剂可以弥补饮食中某些营养素的不足, 但合理膳食始终是获取充足营养的首选方式。过量摄入某些补充剂可能会对健康造成负面影响。</p>	Final Score: 5

Table 18: Evaluation Cases