

Waiting time statistics for a double quantum dot coupled with an optical cavity

Luis F. Santos^{1,*} and Gabriel T. Landi^{1,2,†}

¹*Instituto de Física da Universidade de São Paulo, 05314-970 São Paulo, Brazil.*

²*Department of Physics and Astronomy, University of Rochester, Rochester, New York 14627, USA*

(Dated: September 10, 2024)

A double quantum dot coupled to an optical cavity is a prototypical example of a non-trivial open quantum system. Recent experimental and theoretical studies show that this system is a candidate for single-photon detection in the microwave domain. This motivates studies that go beyond just the average current, and also take into account the full counting statistics of photon and electron detections. With this in mind, here we provide a detailed analysis of the waiting time statistics of this system within the quantum jump unraveling, which allows us to extract analytical expressions for the success and failure probabilities, as well as for the inter-detection times. Furthermore, by comparing single and multi-photon scenarios, we infer a hierarchy of occurrence probabilities for the different events, highlighting the role of photon interference events in the detection probabilities. Our results therefore provide a direct illustration of how waiting time statistics can be used to optimize a timely and relevant metrological task.

I. INTRODUCTION

The use of waiting time statistics formalism extends to the analysis of diverse stochastic processes, encompassing realms such as quantum optics [1, 2], electronic transport [3, 4], and entropy production estimation [5], as pioneered by Stratonovich [6]. This powerful tool finds application in quantum master equations, enabling the study of system dynamics through quantum jumps, shifting the focus from explicit solutions of the von Neumann equation to the examination of waiting time distributions (WTDs) [7, 8]. Notably, this approach proves valuable when describing systems with discrete phenomena, such as the punctual creation or annihilation of modes, as is the case with the coupling of a double quantum dot (DQD) to an optical cavity (OC).

The theoretical framework of the DQD-OC coupling is intricate, representing a nontrivial fermionic system interacting with a nontrivial bosonic system, allowing for analytical solutions only under specific considerations [9]. These solutions unveil the statistical nature and constraints of the system [9–12]. Beyond its theoretical richness, the DQD-OC system holds direct experimental relevance in diverse fields, including spectroscopy [13, 14], photon observation in astronomy [15], the implementation of quantum circuits [16], and emerging THz quantum technologies [17]. Notably, the system's distinctive feature lies in its ability to function as a photodetector with a unique characteristic: the capacity to capture microwave-scale photons, an energy range four to five times smaller than the optical regime [18].

By employing the WTDs formalism, the analysis of the DQD-OC system enables the explicit determination of the probabilities associated with the success or failure of photon detection. Additionally, this approach complements the estimation of quantum efficiency through full counting statistics [9, 10], offering valuable insights into the performance of this system in photon detection applications.

In this paper we investigate the waiting time statistics of a DQD-OC setup, unraveled in terms of clicks associated to both electron detection and photon leaks. We focus on regimes allowing for analytical solutions, and show that these can shed light on the potential applications of these devices as single-photon detectors.

II. SYSTEM AND MODEL

Our focus lies in the investigation of a system comprising a double quantum dot (DQD) coupled with an optical cavity (OC) [10, 18], as depicted in Figure 1. The DQD can be conceptualized as two fermionic reservoirs (leads), each coupled to a potential well capable of accommodating a single fermion at any given moment. Within the Coulomb blockade regime, disregarding electron spin and focusing solely on its presence in the potential wells, the Hamiltonian describing the DQD is given by

$$H_{DQD} = \frac{\epsilon}{2} (|R\rangle\langle R| - |L\rangle\langle L|) + t_c (|R\rangle\langle L| + |L\rangle\langle R|), \quad (1)$$

where $|0\rangle$ represents the Fock state denoting the absence of electrons ($Z = 0$), the presence of an electron in the right dot ($Z = R$), or in the left dot ($Z = L$). Here, ϵ signifies the energy of the dots, and t_c represents the coupling energy between them. Employing a transformation matrix

$$\begin{pmatrix} |L\rangle \\ |R\rangle \\ |0\rangle \end{pmatrix} = \begin{pmatrix} -\frac{\epsilon}{\Omega} & \frac{2t_c}{\Omega} & 0 \\ -\frac{2t_c}{\Omega} & -\frac{\epsilon}{\Omega} & 0 \\ 0 & 0 & 1 \end{pmatrix} \begin{pmatrix} |g\rangle \\ |e\rangle \\ |0\rangle \end{pmatrix}, \quad \Omega \equiv \sqrt{4t_c^2 + \epsilon^2}, \quad (2)$$

we redefine H_{DQD} in terms of the excited ($|e\rangle$) and ground ($|g\rangle$) eigenstates, yielding

$$H_{DQD} = \frac{\Omega}{2} (|e\rangle\langle e| - |g\rangle\langle g|) \equiv \frac{\Omega}{2} \sigma_3. \quad (3)$$

Simultaneously, the OC is envisioned as the combination of a photon pump (e.g., LASER) with a geometric entity that predominantly selects photons possessing a specific frequency

* luisf@usp.br

† glandi@ur.rochester.edu

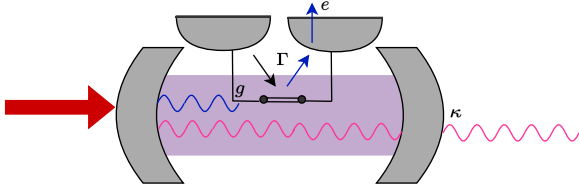


FIG. 1. Schematic depiction of a double quantum dot (DQD) system coupled with an optical cavity. Photons (red arrow) are pumped to an optical cavity containing a double quantum dot in the Coulomb blockade regime. The interaction with the dot may cause the electron to absorb the photon and be promoted to an excited state, from which it is allowed to tunnel to one of the leads, thus characterizing a photocurrent. This possibility is depicted by the upper (blue) wiggly line and blue arrows in the figure. There is, however, also the possibility that the photon leaks out of the cavity in the meantime, resulting in a failed detection, which is represented by the lower (pink) wiggly line in the figure.

of interest [19]. The total Hamiltonian H_{OC} for this system is expressed as

$$H_{OC} = \omega_r a^\dagger a + \xi (e^{i\omega_l t} a^\dagger + e^{-i\omega_l t} a), \quad (4)$$

where a is a bosonic mode, ω_r denotes the resonance frequency of the cavity, ω_l is the pump frequency and ξ is the pump strength.

Finally, to the lowest order, the DQD-OC coupling can be approximated by the Jaynes-Cummings Hamiltonian [18]

$$H_I = g (a^\dagger \sigma_- + a \sigma_+), \quad (5)$$

where $\sigma_+ \equiv |e\rangle\langle g|$ is the raising operator for the DQD and $\sigma_- \equiv \sigma_+^\dagger$.

The unitary dynamics of the DQD-OC system, expressed by a Hamiltonian H comprising (3), (4), and (5), is given in the rotating frame at the pump frequency, as [9]

$$H = \Delta_d \frac{\sigma_3}{2} + \Delta_r a^\dagger a + g (a^\dagger \sigma_- + a \sigma_+) + \xi (a^\dagger + a), \quad (6)$$

with $\Delta_d \equiv \Omega - \omega_l$ ($\Delta_r \equiv \omega_r - \omega_l$) representing the difference between the frequency of the DQD (OC) and the frequency of the pump.

Given the weak coupling in the DQD-OC system, the nonunitary dynamics can be modeled using independent dissipators for the DQD and OC [20, 21]. Specifically, focusing on single-photon dissipation, $\kappa \mathcal{D}[a]$ becomes the sole dissipator for the open dynamics of the OC, where κ quantifies the dissipation rate and $\mathcal{D}[a]\rho = a\rho a^\dagger - \frac{1}{2}\{a^\dagger a, \rho\}$. In the case of the DQD, the ideal photodetector regime [9, 18] is adopted, with interest centered on the input of electrons in the ground state (i.e., $|0\rangle \rightarrow |g\rangle$) and the output of electrons in the excited state (i.e., $|e\rangle \rightarrow |0\rangle$), both occurring at the same rate Γ . This is captured by $\Gamma \mathcal{D}[s_g^\dagger]$ and $\Gamma \mathcal{D}[s_e]$, respectively, with $s_j \equiv |0\rangle\langle j|$ ($j = g, e$) representing the extraction of an electron in either the ground or excited states, with its Hermitian conjugate expressing the injection of electrons into the corresponding state.

Consequently, the state ρ governing the DQD-OC system is assumed to follow the Lindblad equation for its open dynamics

$$\dot{\rho} = -i[H, \rho] + \Gamma \mathcal{D}[s_g^\dagger]\rho + \Gamma \mathcal{D}[s_e]\rho + \kappa \mathcal{D}[a]\rho, \quad (7)$$

where H is given by equation (6).

III. WAITING TIME STATISTICS

Prior to delving into the evaluation of pertinent quantities for DQD-OC system, it is instructive to introduce fundamental concepts of waiting time formalism [7, 8]. The Lindblad equation (7) is recast as

$$\dot{\rho} = \mathcal{L}(\rho), \quad (8)$$

where $\mathcal{L}(\rho)$, given by the right side of (7), stands as the Liouvillian operator of the model. This formulation enables the expression of a formal solution

$$\rho(t) = e^{\mathcal{L}t} \rho(0), \quad (9)$$

which can be expanded in Dyson's series as

$$\begin{aligned} \rho(t) = & e^{\mathcal{L}_0 t} \rho(0) + \sum_{k \in \mathcal{M}} \int_0^t dt_1 e^{\mathcal{L}_0(t-t_1)} \mathcal{L}_k e^{\mathcal{L}_0 t_1} \rho(0) + \\ & + \sum_{k, q \in \mathcal{M}} \int_0^t dt_2 \int_0^{t_2} dt_1 e^{\mathcal{L}_0(t-t_2)} \mathcal{L}_k e^{\mathcal{L}_0(t_2-t_1)} \mathcal{L}_q e^{\mathcal{L}_0 t_1} \rho(0) + \dots, \end{aligned} \quad (10)$$

where

$$\mathcal{L}_j(\rho) = L_j \rho L_j^\dagger, \quad (11)$$

represents the jumps observable in the system, and

$$\mathcal{L}_0 \equiv \mathcal{L} - \sum_{j \in \mathcal{M}} \mathcal{L}_j \quad (12)$$

is the no-jump operator. Here we also introduce the set \mathcal{M} representing the jump operators which we assume can be monitored.

Each term in the expansion (10) corresponds to the probability associated with a specific number of jumps in the system. Notably, the probability of a jump occurring in the j -th channel at any given time is defined as a Waiting Time Distribution (WTD), expressed as

$$W(j, t|\rho) = \text{Tr}\{\mathcal{L}_j e^{\mathcal{L}_0 t} \rho\}. \quad (13)$$

Marginalizing over t , and assuming that the initial state is such that a jump must necessarily occur, yields

$$W(j|\rho) = \text{Tr}\left\{\mathcal{L}_j \left(\int_0^\infty dt e^{\mathcal{L}_0 t}\right) \rho\right\} = -\text{Tr}\{\mathcal{L}_j \mathcal{L}_0^{-1} \rho\}, \quad (14)$$

which quantifies the likelihood of a jump in channel j , given that the initial state was ρ . Conversely, marginalizing over j yields

$$W(t|\rho) = -\text{Tr}\{\mathcal{L}_0 e^{\mathcal{L}_0 t} \rho\}, \quad (15)$$

which is the probability distribution that the first jump occurs at time t , irrespective of in which channel it happens.

Similarly, for scenarios involving two jumps—one at time t_1 in channel j_1 and another at time t_2 in channel j_2 —the associated probability distribution is given by

$$W(j_1, t_1, t_2, j_2|\rho) = \text{Tr}\{\mathcal{L}_{j_2} e^{\mathcal{L}_0 t_2} \mathcal{L}_{j_1} e^{\mathcal{L}_0 t_1} \rho\}. \quad (16)$$

Furthermore, these distributions can be employed to define an average time for an event to occur in the system:

$$\langle t \rangle = \int_0^\infty dt W(t|\rho) t = -\text{Tr}\{\mathcal{L}_0^{-1} \rho\}. \quad (17)$$

This quantity holds significance as it characterizes the characteristic time of the system's evolution, playing a pivotal role in defining quasi-static processes in Thermodynamics [22].

IV. WAITING TIME STATISTICS OF THE DQD-OC SYSTEM

The objective of this study is to formulate the probability distributions of success and failure in the detection of a photocurrent, given the presence of a photon within the cavity. The failure process is associated with photon leakage, while the success process is correlated with photon absorption by an electron. To address this problem analytically, we employ the ideal photodetector regime, assuming a weak pump ($\xi \ll 1$). The weak pump approximation is introduced by envisioning the activation of the pump, followed by a waiting period until the cavity absorbs n photons. Due to the weak pump, the photon count remains nearly constant during this interval. Consequently, we can analyze the system's dynamics within this time frame, treating the pump as negligible by setting $\xi = 0$ and establishing an initial condition in the density matrix representing the n initial photons in the cavity. We denote different choices of initial conditions as the " n photon scenario", specified by the initial density matrix

$$\rho_0^{(n)} = |\psi_n\rangle \langle \psi_n|, \quad |\psi_n\rangle \equiv |0\rangle \otimes |n\rangle \quad (18)$$

where $|n\rangle$ is the Fock state of n photons.

In the first step toward building a waiting time distribution, we identify the channels we can monitor—specifically, both the electron detection (s_e) and photon leakage channels (a). The channels of interest are the photocurrent channel (right reservoir in Figure 1) and the photon leak channel (photon accompanied by κ in the same figure). The photocurrent channel can be represented by

$$\mathcal{L}_e \rho \equiv \Gamma s_e \rho s_e^\dagger, \quad (19)$$

with jumps $|e\rangle \rightarrow |0\rangle$ in DQD, occurring at a rate of Γ . The photon leak channel is modeled by

$$\mathcal{L}_\gamma \rho \equiv \kappa a \rho a^\dagger, \quad (20)$$

resulting in photon leakage from the cavity to the environment at a rate of κ .

Utilizing (19) and (20), we define a no-jump Liouvillian, implicitly determining the channels we lack access to:

$$\mathcal{L}_0 = \mathcal{L} - \kappa \mathcal{L}_\gamma - \Gamma \mathcal{L}_e \quad (21)$$

This no-jump Liouvillian is employed to evaluate the probabilities of interest in a given scenario.

One Photon Scenario

We first consider the case $n = 1$. In this scenario, two probabilities are of interest: the probability p_γ of a single photon leaking to the environment and the probability p_e of this photon being absorbed by an electron, resulting in a photocurrent. These probabilities are evaluated using Eq. (14), i.e.,

$$p_j \equiv W(j|\rho) = -\text{Tr}\{\mathcal{L}_j \mathcal{L}_0^{-1} \rho_0^{(1)}\}. \quad (22)$$

The assumption that we start with a single photon in the cavity allows us to truncate the bosonic Hilbert space, and therefore obtain the following analytical expression for the success probability:

$$p_e = \frac{C}{C+1} \frac{\alpha^2}{(\alpha+1)^2}, \quad (23)$$

where $C \equiv 4g^2/(\Gamma\kappa)$ is the cooperativity [23, 24] and $\alpha \equiv \Gamma/\kappa$ quantifies the competition between the electronic and bosonic dissipation rates. The failure probability is $p_\gamma = 1 - p_e$.

Notably, as $C \rightarrow 0$ or $\alpha \rightarrow 0$, $p_e \rightarrow 0$, or equivalently, $p_\gamma \rightarrow 1$. This is expected, as $\alpha \rightarrow 0$ implies more intense interaction of bosonic modes with the environment than fermionic modes, while $C \rightarrow 0$ indicates weak interaction between DQD and OC compared to their individual interactions with the environment. In both cases, photon absorption by an electron is attenuated. Conversely, $\alpha, C \gg 1$ implies $p_e \approx 1$, which is reasonable.

Furthermore, we evaluate the (dimensionless) average time $\kappa\langle t_1 \rangle$ for any of the jumps (e or γ) to occur in the system, representing the time until an event takes place (eq. 17), namely

$$\kappa\langle t_1 \rangle = -\kappa \text{Tr}\{\mathcal{L}_0^{-1} \rho_0^{(1)}\} = \frac{(\alpha+1)^2 + C(3\alpha+1)}{(\alpha+1)^2(C+1)}. \quad (24)$$

Figure 2 illustrates the behavior of $\kappa\langle t_1 \rangle$ in terms of C for three distinct values of α . For $0 < \alpha < 1$, the average time to an event increases with C , implying that the system takes longer to transition, within an upper bound given by $\kappa\langle t \rangle < (3\alpha+1)/(\alpha+1)^2$. Interestingly, we see that if $\alpha = 1$ (equal dissipation rates for the two channels) we get $\kappa\langle t_1 \rangle = 1$, independent of the cooperativity. Notice that this is not true for p_e, p_γ .

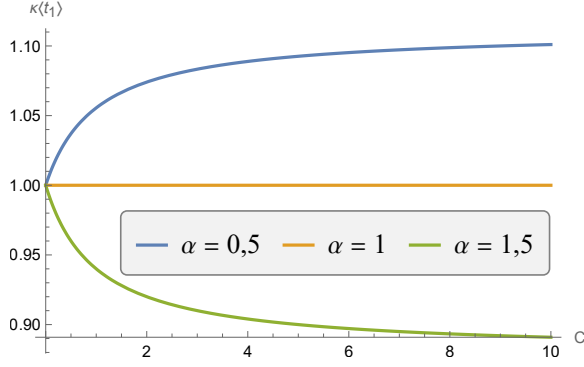


FIG. 2. Dimensionless average time for a one photon scenario in terms of $C \in [0, 10]$ for different values of α . The color scheme represents varying degrees of fermionic-bosonic interaction strength: blue for $\alpha = 0.5 < 1$, orange for $\alpha = 1$, and green for $\alpha = 1.5 > 1$. Note the distinct behaviors of $\kappa\langle t_1 \rangle$ across different α regimes. When fermionic interaction predominates in tandem with bosonic interaction ($\alpha > 1$), the average time diminishes with cooperativity, indicative of accelerated system dynamics. Conversely, in the presence of bosonic predominance ($\alpha < 1$), the system tends towards greater stability, exhibiting slower dissipation with increasing C , until reaching a critical threshold ($\kappa\langle t_1 \rangle \rightarrow 1.11$ in the Figure). Lastly, when bosonic and fermionic interactions exhibit equal intensities ($\alpha = 1$), yielding a constant average time, it implies a propensity for recurrent dissipation within fixed time intervals.

Two Photon Scenario

Next we consider $n = 2$. In this scenario, four probabilities of interest emerge instead of two: (i) the probability p_{ee} of both initial photons being sequentially absorbed, resulting in a photocurrent; (ii) the probability $p_{e\gamma}$ of the first photon being absorbed and the second leaking; (iii) the probability of the first photon leaking, but the second being absorbed; and (iv) the probability $p_{\gamma\gamma}$ of both photons sequentially leaking. These two-sequential-jump probabilities are defined as (see eq. 16)

$$p_{ij} \equiv W(j, i|\rho) = \text{Tr}\{\mathcal{L}_j \mathcal{L}_0^{-1} \mathcal{L}_i \mathcal{L}_0^{-1} \rho_0^{(2)}\}, \quad (25)$$

with $i, j = e, \gamma$. Explicitly:

$$p_{ee} = \frac{C^2 \alpha^5}{(1+C)(1+\alpha)^2(1+\alpha+C\alpha)(6+5\alpha+\alpha^2)}, \quad (26)$$

$$p_{e\gamma} = \frac{C\alpha^3(C+2C\alpha+(1+\alpha^2))}{(1+C)(1+\alpha)^2(3+\alpha)(1+\alpha+C\alpha)}, \quad (27)$$

$$p_{\gamma e} = \frac{C\alpha^2(12+\alpha(3+\alpha)(7+\alpha)+C\alpha(9+5\alpha))}{(1+C)(1+\alpha)^2(3+\alpha)(1+\alpha+C\alpha)}, \quad (28)$$

$$p_{\gamma\gamma} = 1 - p_{ee} - p_{e\gamma} - p_{\gamma e}. \quad (29)$$

We can further identify

$$p_{e1} \equiv p_{ee} + p_{e\gamma} = \frac{C\alpha^3}{(2+\alpha)(3+\alpha)(1+\alpha+C\alpha)} \quad (30)$$

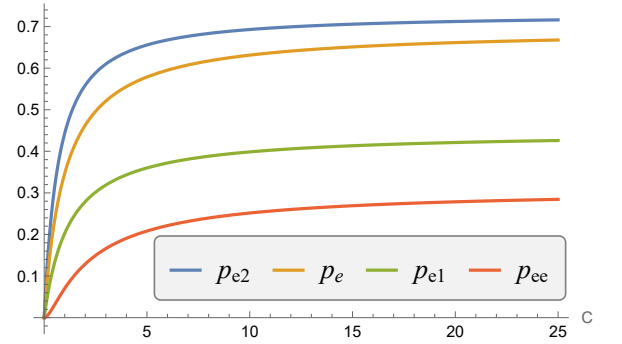


FIG. 3. Probabilities of photocurrent detection as a function of cooperativity $C \in [0, 25]$, with $\alpha = 5$, in a two-photon scenario. The probabilities are color-coded: blue represents p_{e2} , the probability of the second detection resulting in a photocurrent; green represents p_{e1} , the probability of the first detection resulting in a photocurrent; red represents p_{ee} , the probability of both detections resulting in photocurrents. Additionally, in orange, we depict p_e , the probability of a photocurrent detection in a single-photon scenario. It is notable that a hierarchical relationship $p_{ee} \leq p_{e1} \leq p_e \leq p_{e2}$ is consistently maintained, with equality observed as $C \rightarrow 0$. This observation remains independent of α and provides a reliable means of discerning the scenario under consideration based on the probability distribution of our n -th measurement. Conversely, an inverse hierarchy is observed for photon leak probabilities.

and

$$p_{e2} \equiv p_{ee} + p_{\gamma e} \quad (31)$$

$$= \frac{C\alpha^2(12+3(7+3C)\alpha+5(2+C)\alpha^2+(1+C)\alpha^3)}{(1+C)(1+\alpha)^2(2+\alpha)(3+\alpha)(1+\alpha+C\alpha)} \quad (32)$$

as the probability of a jump occurring in the e -channel (i.e., detection of a photocurrent) in the first and second measurements, respectively. These quantities, along with p_{ee} (eq. 26) and p_e (eq. 23), are plotted in Figure 3, where the hierarchy

$$p_{e2} \geq p_e \geq p_{e1}, \quad \forall \alpha, C, \quad (33)$$

is observed. Eq. (33) indicates that the probability of detecting a photocurrent in the first measurement in the two-photon scenario is lower than in the one-photon scenario, while the opposite holds for the probability of the second measurement resulting in a photocurrent, as it is always greater than the others. This result, independent of α and C , provides a method for verifying the scenario and highlights the nontrivial interference effects when there are multiple photons inside the cavity.

The asymptotic limits $\alpha \rightarrow \infty$ and $C \rightarrow \infty$ yield

$$\lim_{\alpha \rightarrow \infty} p_{ee} = \frac{C^2}{(1+C)^2}, \quad (34)$$

and

$$\lim_{\alpha \rightarrow \infty} p_{e\gamma} = \lim_{\alpha \rightarrow \infty} p_{\gamma e} = \lim_{\alpha \rightarrow \infty} p_e = \frac{C}{(1+C)^2}, \quad (35)$$

in which we recalled equation (23). This last result indicates that in the strong fermionic interaction regime, the two-photon scenario reduces to a pair of one-photon scenarios, rendering them indistinguishable. However, the same is not true for the large cooperativity regime, where

$$\lim_{C \rightarrow \infty} p_{ee} = \frac{\alpha^4}{(1 + \alpha)^2(6 + 5\alpha + \alpha^2)}, \quad (36)$$

$$\lim_{C \rightarrow \infty} p_{e\gamma} = \frac{\alpha^2(1 + 2\alpha)}{(1 + \alpha)^2(6 + 5\alpha + \alpha^2)}, \quad (37)$$

and

$$\lim_{C \rightarrow \infty} p_{\gamma e} = \frac{\alpha^2(9 + 5\alpha)}{(1 + \alpha)^2(6 + 5\alpha + \alpha^2)}. \quad (38)$$

In this case, a nontrivial dependence on α exists in all cases, preventing specific conclusions. This observation underscores α as the parameter characterizing the scenarios. Finally, it is worth noting that

$$\lim_{\alpha \rightarrow 0} p_{ij} = \lim_{C \rightarrow 0} p_{ij} = \delta_{i\gamma} \delta_{\gamma j}, \quad (39)$$

which is expected, as previously discussed in the one-photon scenario.

V. QUANTUM EFFICIENCY

Our work is inspired by the experiment in Ref. [18]. However, the setup there consists of a steady external photon pump and hence a steady current of photo-electrons. This allows the authors to evaluate the quantum detection efficiency, defined as [11]

$$\eta = \frac{\text{photoelectron count}}{\text{incident photons}}, \quad (40)$$

evaluated in steady-state. Here we are considering instead the scenario where there is no continuous photon pump, but just individual photon injections. This approach therefore does not apply. To circumvent this issue, we propose an alternative approach by assuming that the efficiency is proportional to the probability of an electron being converted into a photocurrent. This assumption seems reasonable, as it is intuitive that a higher probability would correspond to a greater conversion rate. Thus, we suggest

$$\eta \sim p_e. \quad (41)$$

To corroborate our definition, we now show that this is indeed related to the steady-state efficiency. To do that, we start with

Eq. (31) or Ref. [11], under the assumption that $\gamma_1 = \gamma_2 = 0$ (meaning there is no interaction between the electrons of the DQD and the phonons of the reservoirs). We then find that

$$\eta = \frac{4\kappa g^2 \Gamma \epsilon}{\Omega \left[4\Delta_d^2 + \Gamma^2 \right] \left[\left(\Delta_r - \frac{4g^2 \Delta_d}{4\Delta_d^2 + \Gamma^2} \right)^2 + \left(\frac{\kappa}{2} + \frac{2g^2 \Gamma}{4\Delta_d^2 + \Gamma^2} \right)^2 \right]} \quad (42)$$

In the resonant case ($\Delta_d = \Delta_r = 0$), this reduces to

$$\eta = \frac{4\epsilon}{\Omega} \frac{C}{(1 + C)^2} = \frac{4\epsilon}{\Omega} \lim_{\alpha \rightarrow \infty} p_e \quad (43)$$

This provides the suggested connection. Namely, the steady-state quantum efficiency studied in [18] is directly proportional to single-photon detection probability p_e .

VI. CONCLUDING REMARKS

In conclusion, under the assumption of a weak pump regime, we have leveraged the formalism of waiting statistics to derive probabilities governing the success and failure of photocurrent conversion within a DQD-OC system, examining scenarios involving one and two incident photons. The main advantage of our approach is that it yields a time-resolved picture of individual photo-detections, which is much richer than previous approaches that are based only on steady-state currents under a continuous pump. With our approach, individual electron detection probabilities become analytically calculable. And, similarly, we can evaluate the average response time of the detection, as well as its higher order statistics. While the extension of this approach to scenarios involving n photons is conceptually straightforward, it is imperative to note that the validity of this approximation diminishes as n increases, as it fails to account for mixed states at its core, leading to nonphysical outcomes. Nevertheless, our methodology adequately captures the interference effects between photons within the cavity, significantly influencing the photocurrent detection process.

A logical progression involves incorporating additional complexities into our model, such as losses through phononic channels, as outlined in the work by Zenelaj et al. [9]. This enhancement will contribute to a more realistic representation of the DQD-OC system, accounting for factors beyond the weak-pump approximation and further refining our understanding of the underlying physical processes.

ACKNOWLEDGMENTS

L F S acknowledges the financial support of Coordenação de Aperfeiçoamento de Pessoal de Nível Superior (CAPES) – Brazil, Finance Code 001.

[1] R. Vyas and S. Singh, Physical Review A **38**, 2423 (1988).

[2] H. Carmichael, S. Singh, R. Vyas, and P. Rice, Physical Review A **39**, 1200 (1989).

- [3] G. Haack, M. Albert, and C. Flindt, *Physical Review B* **90**, 205429 (2014).
- [4] K. H. Thomas and C. Flindt, *Physical Review B* **87**, 121405 (2013).
- [5] D. J. Skinner and J. Dunkel, *Physical review letters* **127**, 198101 (2021).
- [6] R. L. Stratonovich, *Topics in the theory of random noise*, Vol. 2 (CRC Press, 1967).
- [7] T. Brandes, *Annalen der Physik* **520**, 477 (2008).
- [8] G. T. Landi, M. J. Kewming, M. T. Mitchison, and P. P. Potts, *PRX Quantum* **5**, 020201 (2024).
- [9] D. Zenelaj, P. P. Potts, and P. Samuelsson, *Physical Review B* **106**, 205135 (2022).
- [10] C. Xu and M. G. Vavilov, *Physical Review B* **88**, 195307 (2013).
- [11] C. H. Wong and M. G. Vavilov, *Physical Review A* **95**, 012325 (2017).
- [12] A. Ghirri, S. Cornia, and M. Affronte, *Sensors* **20**, 4010 (2020).
- [13] T. Oosterkamp, T. Fujisawa, W. Van Der Wiel, K. Ishibashi, R. Hijman, S. Tarucha, and L. P. Kouwenhoven, *Nature* **395**, 873 (1998).
- [14] X. Michalet, O. Siegmund, J. Vallerga, P. Jelinsky, J. Millaud, and S. Weiss, *Journal of modern optics* **54**, 239 (2007).
- [15] M. C. Huber, A. Pauluhn, and J. G. Timothy, in *Observing Photons in Space: A Guide to Experimental Space Astronomy* (Springer, 2013) pp. 1–19.
- [16] L.-L. Nian, S. Hu, L. Xiong, J.-T. Lü, and B. Zheng, *Physical Review B* **108**, 085430 (2023).
- [17] Y. Todorov, S. Dhillon, and J. Mangeney, *Nanophotonics* (2024).
- [18] W. Khan, P. P. Potts, S. Lehmann, C. Thelander, K. A. Dick, P. Samuelsson, and V. F. Maisi, *Nature communications* **12**, 5130 (2021).
- [19] D. Roberts and A. A. Clerk, *Physical Review X* **10**, 021022 (2020).
- [20] H.-P. Breuer, F. Petruccione, *et al.*, *The theory of open quantum systems* (Oxford University Press on Demand, 2002).
- [21] J. P. Santos and G. T. Landi, *Physical Review E* **94**, 062143 (2016).
- [22] S. Deffner and S. Campbell, *Quantum Thermodynamics: An introduction to the thermodynamics of quantum information* (Morgan & Claypool Publishers, 2019).
- [23] M. Aspelmeyer, T. J. Kippenberg, and F. Marquardt, *Reviews of Modern Physics* **86**, 1391 (2014).
- [24] S. Haroche and J.-M. Raimond, *Exploring the quantum: atoms, cavities, and photons* (Oxford university press, 2006).