

Movie101v2: Improved Movie Narration Benchmark

Zihao Yue*, Yepeng Zhang*, Ziheng Wang, Qin Jin

yzihao@ruc.edu.cn, qjin@ruc.edu.cn

Renmin University of China

<https://movie101-dataset.github.io>

ABSTRACT

Automatic movie narration targets at creating video-aligned plot descriptions to assist visually impaired audiences. It differs from standard video captioning in that it requires not only describing key visual details but also inferring the plots developed across multiple movie shots, thus posing unique and ongoing challenges. To advance the development of automatic movie narrating systems, we first revisit the limitations of existing datasets and develop a large-scale, bilingual movie narration dataset, **Movie101v2**. Second, taking into account the essential difficulties in achieving applicable movie narration, we break the long-term goal into three progressive stages and tentatively focus on the initial stages featuring understanding within individual clips. We also introduce a new narration assessment to align with our staged task goals. Third, using our new dataset, we baseline several leading large vision-language models, including GPT-4V, and conduct in-depth investigations into the challenges current models face for movie narration generation. Our findings reveal that achieving applicable movie narration generation is a fascinating goal that requires thorough research.

CCS CONCEPTS

• **Computing methodologies** → **Natural language generation; Computer vision.**

KEYWORDS

Automatic movie narration; Multi-modal; Dataset

1 INTRODUCTION

Audio Description (AD) is an important technology that helps visually impaired individuals enjoy movies. It integrates voice narrations into the movie soundtrack to describe movie content in real time. Unlike video captions, movie narrations must briefly summarize the ongoing content during pauses in character dialogue, providing accurate descriptions of visual facts (e.g., scenes, characters, and events) and key plots to help its audience keep up with the movie. The creation of movie narrations usually involves extensive work by trained professionals, making it impractical to provide ADs for the vast array of movies and TV shows online [22]. Therefore, researchers have started exploring automatic movie narration generation, advancing research from **data** [43, 46, 52], **task** [16, 44], and **method** [15, 62] perspectives, but there is still a long way to go before realizing the ultimate goal of automatically generating high-quality and applicable movie narrations.

From the data perspective, proper benchmark datasets play the first and foremost role in movie understanding and narrating. Early efforts primarily focus on basic video-to-text descriptions with simplified narration data [44, 46]. For example, LSMDC [44]

replaces character names in narrations with "someone", reducing the movie narration task to a general video captioning task. AutoAD [16] improves on this by reinstating character names from the raw data of MAD [46], while AutoAD II [15] goes further by introducing a character bank to support generating narrations with character names. However, the movie clips designated for narration in these datasets are typically short (e.g., on average 6.2 seconds in M-VAD [52] and 4.1 seconds in MAD) and feature simple content. This limits models' learning based on more complex visual changes and plot sequences, which is necessary for producing coherent narrations for longer movie clips.

The recently proposed dataset, Movie101 [62], tackles previous limitations by combining short narration segments into longer, coherent paragraphs and providing rich metadata such as character information. However, our investigation identifies several drawbacks. Firstly, Movie101 comprises only 101 movies with 14K video-narration pairs, a scale that is less competitive than other available datasets. Secondly, it offers narrations solely in Chinese, limiting its use to Chinese-speaking audiences and preventing the use of many advanced English-based models in movie understanding research. Thirdly, its automatically crawled metadata contains noises, such as missing characters in movie casts or discrepancies between the narrated character names and the cast list.

To improve automatic movie narration from a data perspective, we improve Movie101 in terms of both data scale and quality. By collaborating with various expert models and advanced large language models (LLMs) [39], we manage to avoid the heavy crowd-sourcing approach used by Movie101 and increase the dataset cost-effectively to a scale of 203 movies and 46K bilingual video-narration pairs. We name this enhanced dataset **Movie101v2**.

From the task perspective, movie narration generation has also been explored over time. Initial efforts treat it similarly to video captioning with simple video input and text output. Such task format has since broadened. AutoAD highlights the dependence of movie narration on context, incorporating a preceding narration and character dialogues as additional task inputs. Some works address practical deployment issues, such as determining where to insert narrations in a new movie. Movie101 suggests narrating between character dialogues, while AutoAD II introduces a timestamp prediction besides narration generation, both aiming to achieve a more applicable task towards real-world settings.

However, upon closely examining our constructed Movie101v2 data, we notice that producing high-quality applicable narrations requires complex task inputs, such as extensive plot history and character dialogues, which may introduce difficulties beyond the capabilities of current models. Moreover, our initial experimental findings suggest that understanding the basic visual facts and movie plots within individual movie clips remains the most fundamental and unsolved problem. Achieving applicable movie narrations

*Equal contribution.



Figure 1: Data examples from the movie *Goodbye Mr. Loser*.

therefore seems to remain an ambitious goal that will require incremental progress to achieve step by step. To address this, we suggest achieving the ultimate goal through three progressively challenging stages: basic visual fact description (L1), plot reasoning and narration (L2), and applicable AD text generation (L3). Considering the current state of the technology, we may first focus on achieving the L1 and L2-level goals.

With the progressive goals for movie narration, the task evaluation should also evolve accordingly to provide more specific feedback for model development. Existing works often assess the linguistic or semantic matching between generated narrations and reference ones (ground truth) [15, 16, 44, 62]. However, as human experts produce these reference narrations based on a wealth of contextual information, including prior knowledge of the movie, historical plot developments, and character dialogues, some aspects of the reference narrations are beyond what models can achieve based solely on the given video clip. Our extensive human evaluations indicate that directly comparing generated narrations to reference ones might not be the best approach for assessing task performance. Instead, we propose a new evaluation framework that leverages LLMs to assess narrative quality from the L1 and L2 perspectives separately. Such assessment helps avoid the pitfalls of comparing against out-of-context information, and offers a clearer path for model development and improvement.

From the method perspective, we explore practical solutions for movie narration generation. We build baselines based on several state-of-the-art Large Vision-Language Models (LVLMs), including open-source models [2, 28] and GPT-4V [39], on Movie101v2 in both Chinese and English, to provide a glance at their corresponding performance on movie narration generation. We then carry out comprehensive analytical experiments to identify the challenges and difficulties hindering current models from excelling at movie narrating, from both visual perception and text generation aspects. Corresponding findings aim to provide practical insights and inspiration for subsequent research efforts.

In summary, in our pursuit of advancing movie narration generation, large-scale and high-quality data are the cornerstone, clearly defined tasks and evaluations propel progress, and the benchmarking and analysis of advanced models share important findings. We expect that our Movie101v2 in this work, including the data, the task and evaluation, and experimental insights can shed some light on further exploration of movie narration generation.

2 DATA: MOVIE101V2

The original Movie101 dataset contains 101 movies from the barrier-free channel of Xigua Video¹, where movies are reproduced with video-aligned narration speeches. The narration texts are obtained through ASR transcription of movie audio and refined with crowdsourcing. In this section, we improve upon Movie101 in both data scale and quality.

2.1 Data Construction

2.1.1 Scaling Up. Following Movie101, we collect all the newly available movies with narrations from Xigua Video (102 new movies in total), extracting and cleaning narration texts through the following automatic process.

Speech Transcription. We transcribe the movie audio into text with Whisper [38]. The raw ASR output is a mix of character lines and narrations, and often contains errors like typos.

Character Lines Removal. To remove character lines and only keep the narrations from the ASR outputs, we first identify when they appear using the visual cues of movie subtitles by OCR [40]. This also produces subtitles with precise timestamps. Next, we use GPT-4 to remove any remaining character lines.

Textual Correction. We use GPT-3.5-turbo to correct narration textual errors, e.g., typos, wrong punctuation, and nonsensical phrases.

¹https://www.ixigua.com/channel/barrier_free

Table 1: Data statistics for Movie101v2 and other movie narration datasets. (Numbers underlined: Chinese characters.)

Dataset	Movie			Clip			Paragraph			
	Num.	Duration (min)	Char. #	Num.	Duration (s)	Text Len.	Num.	Duration (s)	Text Len.	Char. #
M-VAD [52]	92	-	-	49.0K	6.2	9.1	-	-	-	-
MPII-MD [43]	94	-	-	68.3K	3.9	9.6	-	-	-	-
MAD [46]	650	110.8	-	384.6K	4.1	12.7	-	-	-	-
Movie101 (zh) [62]	101	111.2	6.4	30.2K	11.0	<u>47.3</u>	14.1K	20.4	<u>80.7</u>	2.0
Movie101v2-zh	203	104.3	7.3	71.0K	8.3	<u>39.0</u>	46.0K	12.8	<u>60.0</u>	1.9
Movie101v2-en	203	104.3	7.3	71.0K	8.3	<u>25.7</u>	46.0K	12.8	<u>39.1</u>	1.9

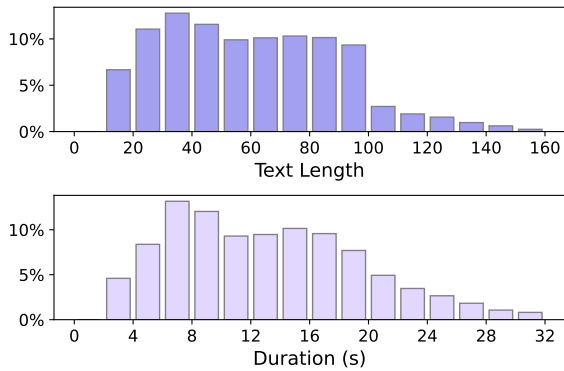


Figure 2: Text length and duration distribution of narration paragraphs in Movie101v2-zh.

2.1.2 Quality Enhancement. We collect movie metadata, including basic movie information and cast details, from Xigua Video. However, our manual review reveals two significant issues not identified in Movie101: (1) The cast list for some movies is incomplete, missing some or all character names. (2) The character names in narrations often do not match their official cast names; moreover, the same character can be narrated with different names throughout a movie, further reducing the narrated characters that could be linked to external cast knowledge.

To address these issues, we update the character naming in both the metadata and the narration text for Movie101 and our newly collected data. We complete and correct movie cast lists with crowd-sourcing. Annotators first fill in any missing names. Next, for each character, we require annotators to refer to its corresponding naming in narrations to determine a final consistent cast name. We then update the narrations accordingly using GPT-3.5-turbo to ensure the character names in narrations precisely match those in the movie cast.

2.1.3 Post Processing. After the data collection and refinement, we translate the Chinese narrations into English and combine adjacent narrations into coherent plot paragraphs.

Translation. Narrations are translated by GPT-3.5-turbo. To accurately translate character names in narrations, we create English cast lists through automatic translation followed by manual review, and provide the cast to the LLM as reference.

Adjacent Clip Merging. To support the comprehension of coherent plots conveyed in longer movie clips, we merge adjacent

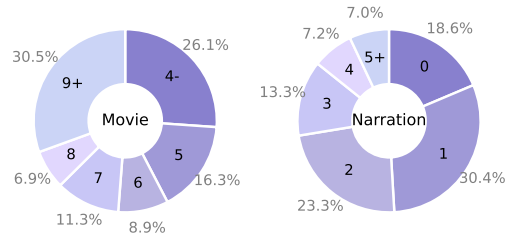


Figure 3: Distribution of character count in movie casts (left) and narration paragraphs (right).

narration segments into paragraphs. Heuristically, we use a dynamically adjusted threshold to decide if two adjacent segments should be merged, ensuring effective merging near clips without creating excessively long paragraphs.

2.1.4 Details of LLM Usage. Our data construction largely benefits from using LLMs, which helps avoid intensive labor costs. It is important to highlight that although LLMs can handle multiple data-cleaning tasks in a single response (e.g., character line removal and textual correction), we observe a performance drop when these tasks are combined. We have LLMs focus on one task at a time to maintain data quality.

Furthermore, recognizing the potential for contextual clues within adjacent narrations like the co-occurrence of characters and objects, we implement a batching strategy to allow LLMs to refer to surrounding contexts when refining narrations. We also provide input-output demonstrations for each task, taking advantage of the in-context learning capabilities of LLMs.

2.2 Data Statistics

Movies. Movie101v2 consists of 203 movies totaling 353 hours. On average, each movie contains 7.3 characters, with a count distribution detailed in Fig. 3. The most popular genres include comedy, romance, and action. The dataset follows the same division as Movie101, allocating 10 movies each for validation and testing.

Narrations. We collect 71K video-aligned narration segments and combine them into 46K narration paragraphs, as illustrated in Fig. 1. Detailed statistics of Movie101v2 compared to other datasets are shown in Table 1, and the narration length and clip duration distribution are available in Fig. 2. The original Movie101 defines the entire interval between two character dialogues as a single clip for narrating, which often leads to sparse narration annotations in a

long clip. In contrast, Movie101v2 provides denser and more closely video-aligned narrations in the corresponding clip.

Discussion. By leveraging expert models and LLMs, we streamline a repeatable and cost-friendly process for acquiring narration data, which also paves the way for future dataset expansion. Beyond increasing the data scale, we also enhance the character information to better link narrations with external character knowledge. We hope this enriched data will support the research community in future studies on movie narrating and related tasks, such as temporal language grounding in movies [14, 62].

3 TASK: MOVIE NARRATION GENERATION

This section revisits the task of automatic movie narration generation. We start with the essential difficulties of achieving practical movie narration generation, and break it down into three progressive goals (Section 3.1). Next, we outline the shortcomings of current movie narration assessment methods and present our new evaluation framework (Section 3.2).

3.1 Task Roadmap

Movie narrations differ from standard video descriptions in that they must provide accurate and focused details of visual facts and infer the plot of movie through the combination of multiple shots. Also, adequately narrating a given clip may rely on plot information history, movie sound effects, character dialogues, etc. Furthermore, narrations must be carefully timed to fit appropriately between characters’ dialogues, taking into account where to insert them as well as the speaking speed of narrators.

In efforts to automatically generate movie narrations of such quality that are directly deployable, current studies have explored a variety of task inputs and outputs. For example, AutoAD emphasizes that movie narration generation needs to consider various contexts and uses a preceding narration and subtitles as extra inputs. Yet, such short-term contexts are insufficient to provide long-term plot history, and relying on previous narrations can lead to cumulative errors. To effectively generate context-aware narrations, the task may require complex and extensive inputs that may exceed what current models can handle. Movie101 and AutoAD II consider the timing of narration generation for practical deployment, with the latter explicitly requiring a narration timestamp prediction. However, as our initial experiments reveal that current models struggle with even the most basic narration generation task, additional requirements can be potentially unnecessary and distracting.

Given the current stage of model development, we believe that achieving perfect movie narration is a challenging task and remains a long-term goal. To provide a clear pathway to facilitate the development of movie narration generation systems, we break down the ultimate goal into three progressive stages:

- (1) **L1: Visual Facts Description.** This level focuses on accurate and comprehensive descriptions of key visual facts for a given movie clip, requiring a basic visual recognition capability.
- (2) **L2: Plot Reasoning and Narration.** This involves accurately analyzing and describing the plot occurring within a given clip. We emphasize that this goes beyond simply describing events/visual facts. Movies convey plots through the sequence of shots, making good use of certain human cognitive abilities

visual fact (L1)

plot (L2)

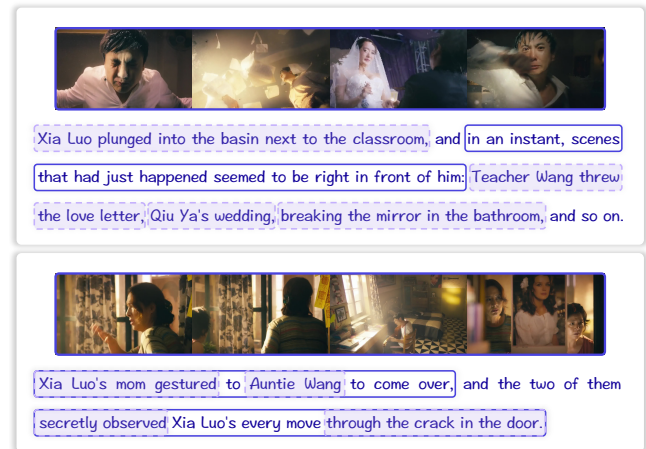


Figure 4: Illustration of L1 and L2 level of narrative elements in the example narrations. L1 content describes basic visual facts directly observed in each frame, whereas L2 content depicts events and plots derived from combining L1 elements.

to piece together information fragments into a coherent story. Such a sense of story cannot be achieved simply by listing visual facts from each shot. We illustrate the difference between L1 and L2 with examples in Fig. 4. L2 highlights the reasoning across multiple shots within a specific movie clip.

- (3) **L3: Applicable Movie AD.** This level aims for high-quality narration scripts that maintain accuracy and coherence throughout the movie, with appropriate timing and pacing, which are directly applicable to practical use. This demands not just an understanding of individual movie clips, but also the multi-modal context spanning the entire movie.

The goals of L1 and L2 are primarily about understanding what is happening within a clip, i.e., the visual facts presented and the local plots developed. L3 necessitates more complex task inputs (e.g., historical plot details and character dialogues) and task outputs (e.g., the timing of narrations). To achieve the ultimate L3 goal step by step, we expect first to achieve the most foundational goals of L1 and L2, concentrating on understanding and narrating the content within individual clips.

3.2 Evaluation

Existing works primarily assess the movie narration task performance by measuring the similarity between generated narrations and reference narrations (ground truth). The linguistic metrics, including CIDEr [53], BLEU [41], and ROUGE [31], focus on evaluating linguistic consistency such as n-grams matching; however, semantically correct narrations can vary greatly in their use of language expression. Although metrics such as BERTScore [65] emphasize semantic assessment more, they are limited by the performance of the underlying semantic representation model. As LLMs have shown promise in more reliably evaluating text generation [13], we therefore consider using LLMs, specifically GPT-3.5-turbo, to evaluate the quality of generated narrations.

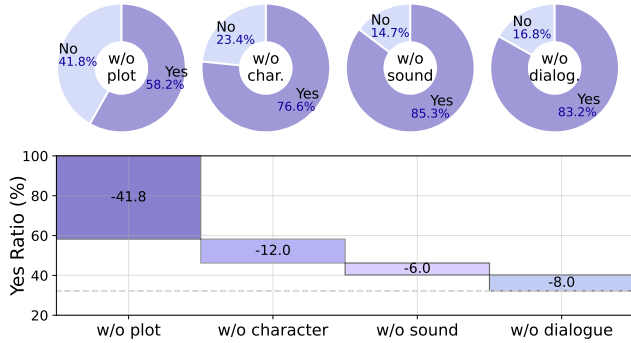


Figure 5: Human evaluation on the necessity of various multi-modal contextual information for L3 narrations. The upper section displays the percentage of "Yes" responses for whether a clip can be accurately narrated without corresponding context. The lower section shows the "Yes" percentage with multiple contexts being removed progressively.

However, considering that the reference narrations come from real data (real deployable ADs that meet L3 quality), and there is still a large gap between the L1 or L2-level narrations and L3-level narrations, a direct similarity measurement between the generated and reference narrations may not be the most appropriate assessment, as such an assessment may not provide useful feedback for optimizing current narration generation models.

To help us design better evaluations of L1 and L2-level narrations, we first analyze the necessity of multi-modal contextual information for achieving L3-level narration generation. Specifically, we conduct a human evaluation to examine various contexts in addition to the visual content in a clip that could impact narrating:

- **Plot History:** whether knowing the historical plots is essential for narrating the given clip.
- **Character Context:** whether characters can be identified using just a list of portraits without prior appearance.
- **Sound:** whether sound elements are necessary for narrating the given clip.
- **Dialogue:** whether character dialogues are necessary for narrating the given clip.

We randomly sample 1,000 movie clips from 10 test set movies (100 clips per movie) and ask annotators about the above factors with *independent* Yes-or-No questions, i.e., each question is answered without considering other factors.

As the results in Fig. 5 (upper) show, creating reference-quality or L3-level narrations heavily requires multi-modal contextual information beyond just visual inputs, especially the plot history and character context. The findings presented in Fig. 5 (lower) illustrate that, by incrementally excluding these contexts from the task input, the chance to adequately narrate the clips drops significantly. This reaffirms the challenge of achieving perfect movie narrations, which demands multi-modal contexts. It also strengthens our argument that reference narrations are often unachievable due to limited model inputs. Therefore, evaluating generated narrations solely based on their semantic similarity to reference narrations

can be unreasonable and may not effectively contribute to the optimization of narration models. To facilitate a better evaluation of the narrating task, we introduce two new metrics aimed at separately assessing narration quality at the L1 and L2 levels:

- (1) **L1-Score** evaluates how well the generated narration matches the reference narration in terms of visual facts, especially focusing on (a) *Environment*, including scenes, objects, and events; (b) *Character*, including character names, actions, and emotions. An LLM assesses each aspect (environment and characters) on a scale from 0 to 5. The average of these two assessments forms the final L1-Score.
- (2) **L2-Score** measures the consistency of the generated narration with the reference narration in the plot they convey, regardless of the linguistic similarity and specific visual details. The LLM returns a score from 0 to 5 as the L2-Score.

These metrics offer a comprehensive view of model performance while better aligning with our L1 and L2 task goals.

4 METHOD: BASELINES AND ANALYSIS

4.1 Baselines

We build three baselines by adopting three state-of-the-art LVLs on Movie101v2, including VideoChat-2 [28], Qwen-VL [2], and GPT-4V [39]. Given a video V comprising L frames $\{v_1, v_2, \dots, v_L\}$, the goal is to generate a narration y for V . To facilitate the generation of character names, we provide information C on m cast characters, including portraits $C_{\text{portrait}} = \{p_1, p_2, \dots, p_m\}$ and character names $C_{\text{name}} = \{n_1, n_2, \dots, n_m\}$. We implement adaptations of these models for narration generation accordingly.

VideoChat-2. In the original VideoChat-2 model, a visual encoder $f(\cdot)$ encodes each video frame separately. Then, a projector $\text{proj}(\cdot)$ with a QFormer [26] and a linear layer extracts information from the video features and represents it as a fixed-length sequence of visual tokens. The visual tokens, along with the user instruction I , serve as the context for the LLM to generate narrations. To incorporate character information, we treat C_{portrait} as additional video frames, and feed their features into the projector alongside the video frame features. We also provide the character names as textual inputs of the LLM. The final data streaming is defined as:

$$y = \text{LLM}\left(\text{proj}(f(C_{\text{portrait}}); f(V)); I; C_{\text{name}}\right),$$

where ";" denotes sequence concatenation. We avoid encoding videos and portraits independently with $\text{proj}(\cdot)$ because the resulting visual tokens aligned with the language model may not effectively represent the key facial information that can be used for character matching. Alternatively, we fuse their respective visual features $f(x)$ early in $\text{proj}(\cdot)$, which is shown to be more beneficial. **Qwen-VL.** Qwen-VL does not explicitly support video input, but instead supports multiple image inputs. A $\text{proj}(\cdot)$ consisting of a cross-attention layer represents each image feature as visual tokens through learnable queries. Due to context length limitations that only support a maximum input of K images, we divide the video V into k segments and concatenate adjacent frames into one image to obtain $V' = \{v'_1, v'_2, \dots, v'_k\}$. Similarly, we concatenate character portraits into $C'_{\text{portrait}} = \{p'\}$. To better associate portrait images with character names in the textual context, we also add visual text

Table 2: Model performance on Movie101v2. All scores are rescaled to a range of 0-100.

Model	Char.	Movie101v2-zh				Movie101v2-en			
		L1-Env	L1-Char	L1-Score	L2-Score	L1-Env	L1-Char	L1-Score	L2-Score
VideoChat-2 [28]	✓	22.5	25.6	24.0	24.0	10.6	26.2	18.4	30.6
		24.0	30.2	27.1	25.7	11.1	27.7	19.4	32.3
Qwen-VL [2]	✓	31.2	34.9	33.0	27.9	15.1	27.6	21.4	29.5
		34.0	39.7	36.8	31.5	16.9	30.3	23.6	32.0
GPT-4V	✓	50.0	53.0	51.5	37.4	37.1	43.3	40.2	38.9

of the portrait index and corresponding character names to the portrait images. The overall process is defined as:

$$y = \text{LLM}\left(\text{proj}(f(C'_{\text{portrait}})); \text{proj}(f(V')); I; C_{\text{name}}\right).$$

GPT-4V. GPT-4V does also not support direct video input. We adopt a similar strategy as in Qwen-VL by providing concatenated video frames and portraits. To prompt GPT-4V to generate movie narrations in the right style, we provide a detailed task description I , as well as several narration texts $D = \{d_1, d_2, \dots, d_n\}$ randomly retrieved from the training set as in-context demonstrations. The model output can be formulated as:

$$y = \text{GPT-4V}\left(V'; C'_{\text{portrait}}; C_{\text{name}}; I; D\right).$$

We train the two open-sourced LVLMs on the Movie101v2 training set, for both of which we fix the vision encoder and LLM and only train the projectors and LoRA [18]. More details about the baseline implementation can be found in the Supplementary material.

4.1.1 Results. Table 2 presents the results of our baseline models on Movie101v2. Among the open-source models, Qwen-VL generally performs better than VideoChat-2, especially in the Chinese setting and in capturing environmental visual facts. Its strength in Chinese likely arises from the extensive Chinese data used during its visual-language training. Additionally, both models show improvements when incorporating external character knowledge, highlighting the importance of character understanding in movie narrating. GPT-4V outperforms the open-source models by a large margin without any specific training on narration data, showcasing its advanced visual comprehension and reasoning abilities. However, its capabilities are still somewhat limited and far from being directly applicable, particularly at the L2 level, indicating that even state-of-the-art models encounter significant challenges in movie narrating tasks. This emphasizes the need for ongoing research and model development. Qualitative results are provided in Fig. 11.

4.2 Analysis

As preceding experiments demonstrate limited model performance on the movie narration task, we hope to explore the potential difficulties and challenges encountered by models to better understand the model capabilities and the task. We analyze it from the perspectives of visual perception and text generation.

4.2.1 Visual Perception. The visual information that a model can perceive from videos depends on (1) its input capacity, i.e., how many frames it can process, and (2) how well it comprehends these

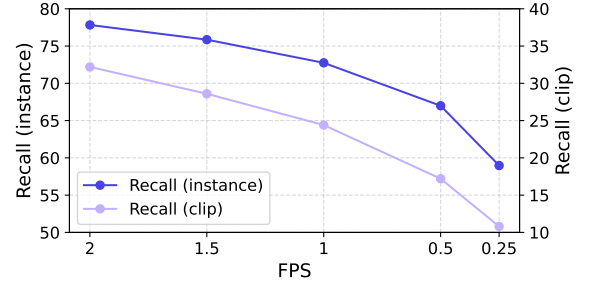


Figure 6: Visual fact recall at varying frame rates. Recall (instance): the percentage of recalled visual facts compared to the total visual facts; Recall (clip): the percentage of movie clips where all visual facts are recalled.

visual inputs. A limited input capacity means videos must be sampled at lower frame rates, leading to loss of information. Limited visual comprehension prevents the model from fully using the input information and extracting essential visual concepts for narration. Therefore, we aim to figure out (1) how much a necessary input capacity is for adequate visual perception and (2) how well the model can extract information from given visual inputs.

We use a representative LVLM, i.e., GPT-4V, for the validation. We explain our process using an example where a movie clip $V = \{v_1, v_2, \dots, v_L\}$ and its ground truth narration N are given. First, we extract the atomic visual facts $A = \{a_1, a_2, \dots, a_n\}$ mentioned in N , including objects, scenes, people, actions, and emotions, using an LLM (GPT-4). Next, we query GPT-4V to identify the visual elements in A that exist in a particular frame v_i , represented as $R_i = \{a_1, a_2, \dots, a_m\}$, $R_i \subseteq A$. We then aggregate R_i from all frames to track the total visual elements GPT-4V can recall from V . This process is applied to 500 randomly chosen clips from the Movie101v2 test set, with a dense sampling rate of 2FPS.

Input Capacity. We extract a total of 2,954 visual facts from the narrations. With a full frame rate of 2FPS, GPT-4V recalls 77.8% of the visual facts from the videos. Then, we lower the frame rate to investigate how limited input capacity affects visual perception. As shown in Fig. 6, the recall of visual facts remains above 70% at high frame rates (i.e., >1 FPS), suggesting such frame rates enable nearly sufficient model perception. However, a significant drop in recall occurs with further reductions in frame rate, implying a clear obstacle to model perception due to limited input capacity. We also conduct a human evaluation with 1,000 movie clips sampled at 1FPS, where annotators report that this sampling does not affect

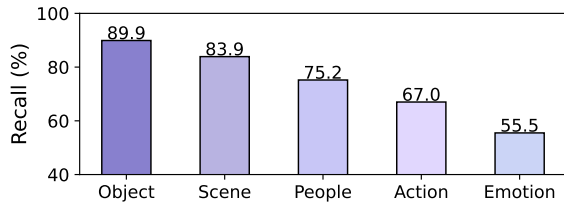


Figure 7: Recall rates of visual facts across various categories.

Table 3: Face recognition results of GPT-4V and ArcFace.

Model	GT #	Predict. #	Correct #	Precision	Recall	F1
GPT-4V	1,066	1,094	477	43.6	44.8	0.44
ArcFace	1,066	713	341	47.8	32.0	0.38

their understanding of 76.9% of the videos. These results hint at the necessary input capacity for models to adequately perceive visuals from movies. As the input capacity of most existing LVLMs is generally limited (e.g., 16 frames in VideoChat-2), their visual perception of long movie clips (e.g., 30 seconds or more) is constrained. Therefore, further investigations into either compacting visual representations or expanding the capacity of models to handle more contexts are recommended.

Visual Comprehension. By challenging LVLMs with simple visual recognition tasks, even the advanced GPT-4V model only recalls 77.8% of visual facts from movie clips, which can further limit its ability to generate narrations. To better understand the drawbacks of the model’s visual comprehension, we categorize the visual facts from narrations into five groups: objects, scenes, people, actions, and emotions, using GPT-4, to identify which types of visual information the model struggles with. As shown in Fig. 7, the model finds objects and scenes relatively easy to recognize. However, it faces more challenges with visual facts related to people, particularly their actions and expressions. Since understanding people and their behaviors is crucial for interpreting and narrating movie plots, the model’s comprehension ability regarding these aspects needs further improvement.

Character Face Recognition. Beyond recognizing visual facts, we also assess how well the model can identify and match character faces in movie clips to their cast portraits. Given a movie frame and a list of character portraits, we task GPT-4V to identify the characters in the frame. We aggregate characters recognized across all frames as the model’s prediction and use character names extracted from the narration as the ground truth. Table 3 shows the results from 500 randomly chosen clips sampled at 1FPS. The model can generally detect the correct number of characters in the clips, but both precision and recall rates are low. We also test ArcFace [11], an expert model commonly used for face recognition, which demonstrates similar performance limitations. This suggests an essential difficulty for models to accurately recognize character faces in movies.

4.2.2 Textual Generation. Besides the perception limitations with visual inputs, the model may also face challenges in generating textual outputs, especially for complex movie narrations. We examine

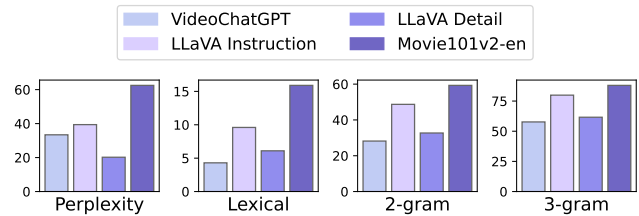


Figure 8: Linguistic properties of different datasets.

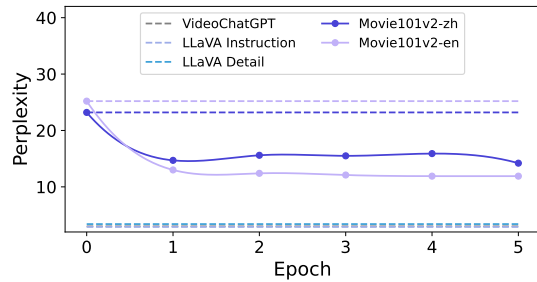


Figure 9: VideoChat-2 perplexity on different datasets. The dotted lines represent results from the original VideoChat-2 model, while solid lines denote results from the model fine-tuned on Movie101v2.

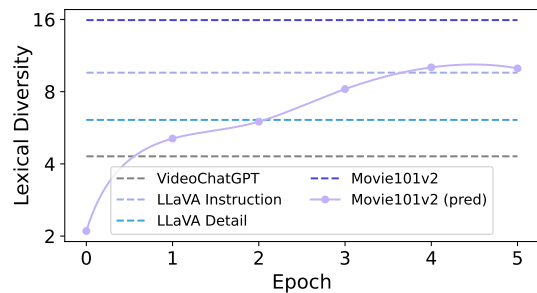


Figure 10: Lexical diversity of different datasets (dotted lines) and narrations generated by VideoChat-2 after fine-tuning on Movie101v2 (solid line). Movie101v2 represents its English version for lexical diversity comparison.

the language side of our data to grasp the potential difficulties for models in creating narrations for Movie101v2.

Data Linguistics. We first compare the linguistic properties of our Movie101v2 to those in other datasets commonly used for training LVLMs. These include the instruction data from VideoChatGPT [37], LLaVA Instruction data [33], and its subset Detail23K featuring detailed image descriptions, with 1,000 data entries from each. Our evaluation focuses on perplexity and n-gram diversity. Perplexity measures textual fluency and complexity, calculated as the exponentiated average negative log-likelihood of a sequence as observed by an evaluator model like GPT-2 [42]. N-gram diversity denotes the ratio of unique n-grams to the total n-gram counts. As shown in Fig. 8, Movie101v2 leads to the highest GPT-2 perplexity and exhibits greater lexical diversity (1-gram) and n-gram diversity

than the others. This suggests its narrations are more complex than regular instruction data and potentially harder for models to learn. **Model Fitting on Data.** We delve deeper into how the complex narrations challenge model fitting. The perplexity of a model can be used to assess how well it fits on certain data, where lower perplexity indicates a better fit. We demonstrate the perplexity of the VideoChat-2 model on Movie101v2 and other datasets in Fig. 9, where the model initially exhibits the highest perplexity on the Movie101v2 data, indicating that it is quite unfamiliar with the narration text. Although the perplexity decreases with fine-tuning, it remains much higher than that for other datasets, highlighting the difficulties in an adequate fit of the narration data. From another angle, as illustrated in Fig. 10, the lexical diversity of the outputs from VideoChat-2 increases as it learns from the narration data, which also exceeds other datasets. However, it still falls short of reaching the diversity level of the training data, further underscoring specific challenges in achieving a satisfactory fit.

5 RELATED WORKS

Video Captioning. As a core task of video understanding, video captioning has been extensively explored from both data and model perspectives [4, 9, 20, 51, 56, 59]. To aid in developing video captioning and broader video understanding systems, various datasets have been created, including MSR-VTT [58], VATEX [57], MSVD [6], ActivityNet [5], YouCook2 [67], etc [10, 21, 55]. These datasets mainly consist of videos collected from online platforms like YouTube, accompanied by human-written descriptions or ASR transcriptions. Recent works also explore generating or synthesizing video captioning data using large language models (LLMs) [27, 36, 37, 66]. Meanwhile, video captioning models advance with updates in computer vision and natural language processing technologies, such as RNN [34, 45], Transformer [8, 48, 68], vision-language pertaining [25, 29, 32, 35], and the recent trend of Large Vision-Language Models (LVLMs) that combine visual encoders with LLMs [27, 60, 61, 69]. Like video captioning, movie narration also involves describing visual contents in videos, but it adds complexities like identifying characters and inferring the plot from multiple shots, presenting greater challenges to current vision-language models. **Movie Understanding.** Understanding movies by AI has attracted considerable research interest [7, 30, 47, 49, 70]. MovieNet [19] provides rich annotations of actors and scenes, supporting various proxy tasks like detection, identification, segmentation, and cinematic style prediction. CMD [3] focuses on key scenes coupled with high-level semantic descriptions. YMS [12] and SyMoN [50] provide plot summaries from movies and TV series for multimodal story comprehension. For narrative understanding of movies, M-VAD [52] and MPII-MD [43], combined into LSMDC [44], provide video-aligned movie narrations. PTVD [24] offers detailed human-written plot descriptions. MAD [46] and TVC [23], initially aiming at tasks like temporal language grounding and text-video retrieval, have also proven valuable for narration generation. Collectively, these datasets facilitate a wide range of exploration on movie understanding [1, 15, 16, 63]. Our work builds upon the recently proposed Movie101 [62], and we improve the data, task evaluation, and baseline methods further to support investigations on the narration generation for movies.



GT: Fang Xiaoxiao and Lin Jianqing are standing by the roadside waiting for the last bus. Fang Xiaoxiao reaches around from behind and hugs Lin Jianqing around the waist. Lin Jianqing smiles, then turns around and pulls her into his arms, affectionately patting her head.

VideoChat-2: Fang Xiaoxiao smiled and leaned her head on his shoulder.

Qwen-VL: The two embraced each other tightly on the bridge, Fang Xiaoxiao buried her head into his chest, while Lin Jianqing gently stroked her hair with one hand. The night was quiet except for their breathing sounds, as if they were the only ones in this world.

GPT-4V: Fang Xiaoxiao, wearing a dark coat, is engaged in a tense conversation with Lin Jianqing under the glow of streetlights. Their expressions are serious, and the atmosphere is charged with emotion. As they continue to talk, Fang Xiaoxiao's intensity grows, suggesting a pivotal moment in their relationship.



GT: Many female viewers cast envious glances as their romantic proposal was broadcast live on the show.

VideoChat-2: The camera captured the moment when Huang Da and his girlfriend embraced on stage, with everyone in the audience cheering.

Qwen-VL: The crowd burst into applause as Ye Xun and Huang Da walked down from the stage together. The scene shifted back to the live broadcast room where everyone was watching their performance on TV screens.

GPT-4V: Huang Da and Taozi stand together in a bustling event, surrounded by a crowd and large screens displaying their images. They share a moment of connection, exchanging smiles and a tender embrace, their chemistry palpable even amidst the public eye. As they pull away, their expressions reveal a mix of joy and a hint of melancholy, suggesting a complex relationship unfolding under the spotlight.

Figure 11: Qualitative results from our baseline models. Models show promise in recognizing environments, characters, and events. GPT-4V predictions offer rich details but are often prone to hallucinations. All models still fall short of the ground-truth narrations created by human experts.

6 CONCLUSION

In this work, we introduce Movie101v2, making the following contributions: (1) We develop an automatic data collection pipeline and provide a large-scale, bilingual movie narration dataset to facilitate the exploration of automatic movie narration generation. (2) We outline three progressive stages toward the long-term goal of applicable movie narration and propose a new evaluation framework to assess the quality of generated narrations. (3) We benchmark several advanced large vision-language models, including GPT-4V, on our dataset and perform a comprehensive analysis of the challenges models face in generating movie narrations. Our findings indicate a substantial gap between current model capabilities and practical movie narrations, highlighting the need for future research endeavors to help visually impaired people enjoy movies by AI.

REFERENCES

- [1] Dawit Mureja Argaw, Joon-Young Lee, Markus Woodson, In So Kweon, and Fabian Caba Heilbron. 2023. Long-range multimodal pretraining for movie understanding. In *Proceedings of the IEEE/CVF International Conference on Computer Vision*. 13392–13403.
- [2] Jinze Bai, Shuai Bai, Shusheng Yang, Shijie Wang, Sinan Tan, Peng Wang, Junyang Lin, Chang Zhou, and Jingren Zhou. 2023. Qwen-vl: A frontier large vision-language model with versatile abilities. *arXiv preprint arXiv:2308.12966* (2023).
- [3] Max Bain, Arsha Nagrani, Andrew Brown, and Andrew Zisserman. 2020. Condensed movies: Story based retrieval with contextual embeddings. In *Proceedings of the Asian Conference on Computer Vision*.
- [4] Yi Bin, Xindi Shang, Bo Peng, Yujuan Ding, and Tat-Seng Chua. 2021. Multi-perspective video captioning. In *Proceedings of the 29th ACM International Conference on Multimedia*. 5110–5118.
- [5] Fabian Caba Heilbron, Victor Escorcia, Bernard Ghanem, and Juan Carlos Niebles. 2015. Activitynet: A large-scale video benchmark for human activity understanding. In *Proceedings of the IEEE conference on computer vision and pattern recognition*. 961–970.
- [6] David Chen and William B Dolan. 2011. Collecting highly parallel data for paraphrase evaluation. In *Proceedings of the 49th annual meeting of the association for computational linguistics: human language technologies*. 190–200.
- [7] Jieting Chen, Junkai Ding, Wenping Chen, and Qin Jin. 2023. Knowledge enhanced model for live video comment generation. In *2023 IEEE International Conference on Multimedia and Expo (ICME)*. IEEE, 2267–2272.
- [8] Ming Chen, Yingming Li, Zhongfei Zhang, and Siyu Huang. 2018. Tvt: Two-view transformer network for video captioning. In *Asian Conference on Machine Learning*. PMLR, 847–862.
- [9] Shizhe Chen, Jia Chen, Qin Jin, and Alexander Hauptmann. 2017. Video captioning with guidance of multimodal latent topics. In *Proceedings of the 25th ACM international conference on Multimedia*. 1838–1846.
- [10] Pradipto Das, Chenliang Xu, Richard F. Doell, and Jason J. Corso. 2013. A Thousand Frames in Just a Few Words: Lingual Description of Videos through Latent Topics and Sparse Object Stitching. In *2013 IEEE Conference on Computer Vision and Pattern Recognition, Portland, OR, USA, June 23–28, 2013*. IEEE Computer Society, 2634–2641. <https://doi.org/10.1109/CVPR.2013.340>
- [11] Jiankang Deng, Jia Guo, Niannan Xue, and Stefanos Zafeiriou. 2019. ArcFace: Additive Angular Margin Loss for Deep Face Recognition. In *IEEE Conference on Computer Vision and Pattern Recognition, CVPR 2019, Long Beach, CA, USA, June 16–20, 2019*. Computer Vision Foundation / IEEE, 4690–4699. <https://doi.org/10.1109/CVPR.2019.00482>
- [12] Pelin Dogan, Boyang Li, Leonid Sigal, and Markus Gross. 2018. A neural multi-sequence alignment technique (neumatch). In *Proceedings of the IEEE Conference on Computer Vision and Pattern Recognition*. 8749–8758.
- [13] Jinlan Fu, See-Kiong Ng, Zhengbao Jiang, and Pengfei Liu. 2023. Gptscore: Evaluate as you desire. *arXiv preprint arXiv:2302.04166* (2023).
- [14] Jiyang Gao, Chen Sun, Zhenheng Yang, and Ram Nevatia. 2017. TALL: Temporal Activity Localization via Language Query. In *IEEE International Conference on Computer Vision, ICCV 2017, Venice, Italy, October 22–29, 2017*. IEEE Computer Society, 5277–5285. <https://doi.org/10.1109/ICCV.2017.563>
- [15] Tengda Han, Max Bain, Arsha Nagrani, Gul Varol, Weidi Xie, and Andrew Zisserman. 2023. Autoad ii: The sequel-who, when, and what in movie audio description. In *Proceedings of the IEEE/CVF International Conference on Computer Vision*. 13645–13655.
- [16] Tengda Han, Max Bain, Arsha Nagrani, Gül Varol, Weidi Xie, and Andrew Zisserman. 2023. AutoAD: Movie description in context. In *Proceedings of the IEEE/CVF Conference on Computer Vision and Pattern Recognition*. 18930–18940.
- [17] Kaiming He, Xiangyu Zhang, Shaoqing Ren, and Jian Sun. 2016. Deep residual learning for image recognition. In *Proceedings of the IEEE conference on computer vision and pattern recognition*. 770–778.
- [18] Edward J. Hu, Yelong Shen, Phillip Wallis, Zeyuan Allen-Zhu, Yuanzhi Li, Shean Wang, Lu Wang, and Weizhu Chen. 2022. LoRA: Low-Rank Adaptation of Large Language Models. In *The Tenth International Conference on Learning Representations, ICLR 2022, Virtual Event, April 25–29, 2022*. OpenReview.net. <https://openreview.net/forum?id=nZeVKeFYf9>
- [19] Qingqu Huang, Yu Xiong, Anyi Rao, Jiase Wang, and Dahua Lin. 2020. Movienet: A holistic dataset for movie understanding. In *Computer Vision–ECCV 2020: 16th European Conference, Glasgow, UK, August 23–28, 2020, Proceedings, Part IV*. Springer, 709–727.
- [20] Qin Jin, Shizhe Chen, Jia Chen, and Alexander Hauptmann. 2017. Knowing yourself: Improving video caption via in-depth recap. In *Proceedings of the 25th ACM international conference on Multimedia*. 1906–1911.
- [21] Ranjay Krishna, Kenji Hata, Frederic Ren, Li Fei-Fei, and Juan Carlos Niebles. 2017. Dense-captioning events in videos. In *Proceedings of the IEEE international conference on computer vision*. 706–715.
- [22] James Lakritz and Andrew Salway. 2006. The semi-automatic generation of audio description from screenplays. *Dept. of Computing Technical Report CS-06-05, University of Surrey* (2006).
- [23] Jie Lei, Licheng Yu, Tamara L Berg, and Mohit Bansal. 2020. Tvr: A large-scale dataset for video-subtitle moment retrieval. In *Computer Vision–ECCV 2020: 16th European Conference, Glasgow, UK, August 23–28, 2020, Proceedings, Part XXI*. Springer, 447–463.
- [24] Chen Li, Xutan Peng, Teng Wang, Yixiao Ge, Mengyang Liu, Xuyuan Xu, Yexin Wang, and Ying Shan. 2023. PTVD: A Large-Scale Plot-Oriented Multimodal Dataset Based on Television Dramas. *arXiv preprint arXiv:2306.14644* (2023).
- [25] Chenliang Li, Haiyang Xu, Junfeng Tian, Wei Wang, Ming Yan, Bin Bi, Jiabo Ye, Hehong Chen, Guohai Xu, Zheng Cao, et al. 2022. mplug: Effective and efficient vision-language learning by cross-modal skip-connections. *arXiv preprint arXiv:2205.12005* (2022).
- [26] Junnan Li, Dongxu Li, Silvio Savarese, and Steven Hoi. 2023. Blip-2: Bootstrapping language-image pre-training with frozen image encoders and large language models. In *International conference on machine learning*. PMLR, 19730–19742.
- [27] KunChang Li, Yanan He, Yi Wang, Yizhuo Li, Wenhai Wang, Ping Luo, Yali Wang, Limin Wang, and Yu Qiao. 2023. Videochat: Chat-centric video understanding. *arXiv preprint arXiv:2305.06355* (2023).
- [28] Kunchang Li, Yali Wang, Yanan He, Yizhuo Li, Yi Wang, Yi Liu, Zun Wang, Jilan Xu, Guo Chen, Ping Luo, et al. 2023. Mvbench: A comprehensive multi-modal video understanding benchmark. *arXiv preprint arXiv:2311.17005* (2023).
- [29] Xiujun Li, Xi Yin, Chunyuan Li, Pengchuan Zhang, Xiaowei Hu, Lei Zhang, Lijuan Wang, Houdong Hu, Li Dong, Furu Wei, et al. 2020. Oscar: Object-semantics aligned pre-training for vision-language tasks. In *Computer Vision–ECCV 2020: 16th European Conference, Glasgow, UK, August 23–28, 2020, Proceedings, Part XXX*. Springer, 121–137.
- [30] Yanwei Li, Chengyao Wang, and Jiaya Jia. 2023. LLaMA-VID: An image is worth 2 tokens in large language models. *arXiv preprint arXiv:2311.17043* (2023).
- [31] Chin-Yew Lin. 2004. Rouge: A package for automatic evaluation of summaries. In *Text summarization branches out*. 74–81.
- [32] Kevin Lin, Linjie Li, Chung-Ching Lin, Faisal Ahmed, Zhe Gan, Zicheng Liu, Yumao Lu, and Lijuan Wang. 2022. Swinbert: End-to-end transformers with sparse attention for video captioning. In *Proceedings of the IEEE/CVF Conference on Computer Vision and Pattern Recognition*. 17949–17958.
- [33] Haotian Liu, Chunyuan Li, Qingyang Wu, and Yong Jae Lee. 2023. Visual instruction tuning. *ArXiv preprint abs/2304.08485* (2023). <https://arxiv.org/abs/2304.08485>
- [34] Sheng Liu, Zhou Ren, and Junsong Yuan. 2018. Sibnet: Sibling convolutional encoder for video captioning. In *Proceedings of the 26th ACM international conference on Multimedia*. 1425–1434.
- [35] Huaishao Luo, Lei Ji, Botian Shi, Haoyang Huang, Nan Duan, Tianrui Li, Jason Li, Taroon Bharti, and Ming Zhou. 2020. Univl: A unified video and language pre-training model for multimodal understanding and generation. *arXiv preprint arXiv:2002.06353* (2020).
- [36] Ruiyu Luo, Ziwang Zhao, Min Yang, Junwei Dong, Minghui Qiu, Pengcheng Lu, Tao Wang, and Zhongyu Wei. 2023. Valley: Video assistant with large language model enhanced ability. *arXiv preprint arXiv:2306.07207* (2023).
- [37] Muhammad Maaz, Hanoona Rasheed, Salman Khan, and Fahad Shahbaz Khan. 2023. Video-chatgpt: Towards detailed video understanding via large vision and language models. *arXiv preprint arXiv:2306.05424* (2023).
- [38] OpenAI. 2022. Introducing Whisper. <https://openai.com/research/whisper>.
- [39] OpenAI. 2023. Introducing ChatGPT. <https://openai.com/blog/chatgpt>.
- [40] PaddleOCR. 2022. PaddleOCR. <https://github.com/PaddlePaddle/PaddleOCR>.
- [41] Kishore Papineni, Salim Roukos, Todd Ward, and Wei-Jing Zhu. 2002. Bleu: A Method for Automatic Evaluation of Machine Translation. In *Proceedings of the 40th Annual Meeting of the Association for Computational Linguistics*. Association for Computational Linguistics, Philadelphia, Pennsylvania, USA, 311–318. <https://doi.org/10.3115/1073083.1073135>
- [42] Alec Radford, Jeffrey Wu, Rewon Child, David Luan, Dario Amodei, Ilya Sutskever, et al. 2019. Language models are unsupervised multitask learners. *OpenAI blog* 1, 8 (2019), 9.
- [43] Anna Rohrbach, Marcus Rohrbach, Niket Tandon, and Bernt Schiele. 2015. A dataset for Movie Description. In *IEEE Conference on Computer Vision and Pattern Recognition, CVPR 2015, Boston, MA, USA, June 7–12, 2015*. IEEE Computer Society, 3202–3212. <https://doi.org/10.1109/CVPR.2015.7298940>
- [44] Anna Rohrbach, Atousa Torabi, Marcus Rohrbach, Niket Tandon, Christopher Pal, Hugo Larochelle, Aaron Courville, and Bernt Schiele. 2017. Movie description. *International Journal of Computer Vision* 123 (2017), 94–120.
- [45] Xiangxi Shi, Jianfei Cai, Shafiq Joty, and Jiuxiang Gu. 2019. Watch it twice: Video captioning with a refocused video encoder. In *Proceedings of the 27th ACM international conference on multimedia*. 818–826.
- [46] Mattia Soldan, Alejandro Pardo, Juan León Alcázar, Fabian Caba, Chen Zhao, Silvio Giancola, and Bernard Ghanem. 2022. Mad: A scalable dataset for language grounding in videos from movie audio descriptions. In *Proceedings of the IEEE/CVF Conference on Computer Vision and Pattern Recognition*. 5026–5035.
- [47] Enxin Song, Wenhao Chai, Guanhong Wang, Yucheng Zhang, Haoyang Zhou, Feiyang Wu, Xun Guo, Tian Ye, Yan Lu, Jenq-Neng Hwang, et al. 2023. Moviechat: From dense token to sparse memory for long video understanding. *arXiv preprint arXiv:2307.16449* (2023).

- [48] Yuqing Song, Shizhe Chen, and Qin Jin. 2021. Towards Diverse Paragraph Captioning for Untrimmed Videos. In *IEEE Conference on Computer Vision and Pattern Recognition, CVPR 2021, virtual, June 19-25, 2021*. Computer Vision Foundation / IEEE, 11245–11254. <https://doi.org/10.1109/CVPR46437.2021.01109>
- [49] Zhende Song, Chenchen Wang, Jiamu Sheng, Chi Zhang, Gang Yu, Jiayuan Fan, and Tao Chen. 2024. MovieLLM: Enhancing Long Video Understanding with AI-Generated Movies. *arXiv preprint arXiv:2403.01422* (2024).
- [50] Yidan Sun, Qin Chao, Yangfeng Ji, and Boyang Li. 2022. Synopses of movie narratives: a video-language dataset for story understanding. *arXiv preprint arXiv:2203.05711* (2022).
- [51] Mingkang Tang, Zhanyu Wang, Zhenhua Liu, Fengyun Rao, Dian Li, and Xiu Li. 2021. Clip4caption: Clip for video caption. In *Proceedings of the 29th ACM International Conference on Multimedia*. 4858–4862.
- [52] Atousa Torabi, Christopher Pal, Hugo Larochelle, and Aaron Courville. 2015. Using descriptive video services to create a large data source for video annotation research. *ArXiv preprint abs/1503.01070* (2015). <https://arxiv.org/abs/1503.01070>
- [53] Ramakrishna Vedantam, C. Lawrence Zitnick, and Devi Parikh. 2015. CIDEr: Consensus-based image description evaluation. In *IEEE Conference on Computer Vision and Pattern Recognition, CVPR 2015, Boston, MA, USA, June 7-12, 2015*. IEEE Computer Society, 4566–4575. <https://doi.org/10.1109/CVPR.2015.7299087>
- [54] Limin Wang, Yuanjun Xiong, Zhe Wang, Yu Qiao, Dahua Lin, Xiaoou Tang, and Luc Van Gool. 2016. Temporal segment networks: Towards good practices for deep action recognition. In *European conference on computer vision*. Springer, 20–36.
- [55] Weiyang Wang, Yongcheng Wang, Shizhe Chen, and Qin Jin. 2019. YouMakeup: A Large-Scale Domain-Specific Multimodal Dataset for Fine-Grained Semantic Comprehension. In *Proceedings of the 2019 Conference on Empirical Methods in Natural Language Processing and the 9th International Joint Conference on Natural Language Processing (EMNLP-IJCNLP)*. Association for Computational Linguistics, Hong Kong, China, 5133–5143. <https://doi.org/10.18653/v1/D19-1517>
- [56] Xin Wang, Wenhui Chen, Jiawei Wu, Yuan-Fang Wang, and William Yang Wang. 2018. Video captioning via hierarchical reinforcement learning. In *Proceedings of the IEEE conference on computer vision and pattern recognition*. 4213–4222.
- [57] Xin Wang, Jiawei Wu, Junkun Chen, Lei Li, Yuan-Fang Wang, and William Yang Wang. 2019. Vatec: A large-scale, high-quality multilingual dataset for video-and-language research. In *Proceedings of the IEEE/CVF International Conference on Computer Vision*. 4581–4591.
- [58] Jun Xu, Tao Mei, Ting Yao, and Yong Rui. 2016. MSR-VTT: A Large Video Description Dataset for Bridging Video and Language. In *2016 IEEE Conference on Computer Vision and Pattern Recognition, CVPR 2016, Las Vegas, NV, USA, June 27-30, 2016*. IEEE Computer Society, 5288–5296. <https://doi.org/10.1109/CVPR.2016.571>
- [59] Dingyi Yang, Hongyu Chen, Xinglin Hou, Tiezheng Ge, Yuning Jiang, and Qin Jin. 2023. Visual captioning at will: Describing images and videos guided by a few stylized sentences. In *Proceedings of the 31st ACM International Conference on Multimedia*. 5705–5715.
- [60] Qinghao Ye, Haiyang Xu, Guohai Xu, Jiabo Ye, Ming Yan, Yiyang Zhou, Junyang Wang, Anwen Hu, Pengcheng Shi, Yaya Shi, et al. 2023. mplug-owl: Modularization empowers large language models with multimodality. *arXiv preprint arXiv:2304.14178* (2023).
- [61] Qinghao Ye, Haiyang Xu, Jiabo Ye, Ming Yan, Haowei Liu, Qi Qian, Ji Zhang, Fei Huang, and Jingren Zhou. 2023. mplug-owl2: Revolutionizing multi-modal large language model with modality collaboration. *arXiv preprint arXiv:2311.04257* (2023).
- [62] Zihao Yue, Qi Zhang, Anwen Hu, Liang Zhang, Ziheng Wang, and Qin Jin. 2023. Movie101: A New Movie Understanding Benchmark. In *Proceedings of the 61st Annual Meeting of the Association for Computational Linguistics (Volume 1: Long Papers)*. 4669–4684. <https://doi.org/10.18653/v1/2023.acl-long.257>
- [63] Chaoyi Zhang, Kevin Lin, Zhengyuan Yang, Jianfeng Wang, Linjie Li, Chung-Ching Lin, Zicheng Liu, and Lijuan Wang. 2023. Mm-narrator: Narrating long-form videos with multimodal in-context learning. *arXiv preprint arXiv:2311.17435* (2023).
- [64] Kaipeng Zhang, Zhanpeng Zhang, Zhifeng Li, and Yu Qiao. 2016. Joint face detection and alignment using multitask cascaded convolutional networks. *IEEE signal processing letters* 23, 10 (2016), 1499–1503.
- [65] Tianyi Zhang, Varsha Kishore, Felix Wu, Kilian Q Weinberger, and Yoav Artzi. 2019. Bertscore: Evaluating text generation with bert. *arXiv preprint arXiv:1904.09675* (2019).
- [66] Yue Zhao, Ishan Misra, Philipp Krähenbühl, and Rohit Girdhar. 2023. Learning video representations from large language models. In *Proceedings of the IEEE/CVF Conference on Computer Vision and Pattern Recognition*. 6586–6597.
- [67] Luowei Zhou, Chenliang Xu, and Jason Corso. 2018. Towards automatic learning of procedures from web instructional videos. In *Proceedings of the AAAI Conference on Artificial Intelligence*, Vol. 32.
- [68] Luowei Zhou, Yingbo Zhou, Jason J. Corso, Richard Socher, and Caiming Xiong. 2018. End-to-End Dense Video Captioning With Masked Transformer. In *2018 IEEE Conference on Computer Vision and Pattern Recognition, CVPR 2018, Salt Lake City, UT, USA, June 18-22, 2018*. IEEE Computer Society, 8739–8748. <https://doi.org/10.1109/CVPR.2018.00911>
- [69] Deyao Zhu, Jun Chen, Xiaoqian Shen, Xiang Li, and Mohamed Elhoseiny. 2023. Minigt-4: Enhancing vision-language understanding with advanced large language models. *ArXiv preprint abs/2304.10592* (2023). <https://arxiv.org/abs/2304.10592>
- [70] Yutao Zhu, Ruihua Song, Zhicheng Dou, Jian-Yun Nie, and Jin Zhou. 2020. ScriptWriter: Narrative-Guided Script Generation. In *Proceedings of the 58th Annual Meeting of the Association for Computational Linguistics*. Association for Computational Linguistics, Online, 8647–8657. <https://doi.org/10.18653/v1/2020.acl-main.765>

A IMPLEMENTATION DETAILS

A.1 Models

VideoChat-2. The model processes 16 frames per video using TSN sampling [54], with up to 5 main actor portraits prepended to video frames due to input capacity constraints. The training data includes raw narration clips (71.0K) and merged narration paragraphs (46.0K). We initially train the model on the combined dataset for 5 epochs, then exclusively on the paragraph data for an additional 3 epochs. Other training setups remain consistent with the official documentation².

Qwen-VL. For Qwen-VL, we keep $k = 4$ segments per video and concatenate the frames sampled at 1FPS within each segment. As the model resizes input images to 448px squares, both the frames and character portraits are concatenated using a carefully designed strategy to maintain a balanced aspect ratio. We train the model on the combined dataset for 2 epochs and further on the paragraph data for 1 epoch. Other training details follow the official configurations for the third training stage of Qwen-VL³. Both VideoChat-2 and Qwen-VL are trained on a setup with 8 NVIDIA RTX A6000 GPUs. **GPT-4V.** GPT-4V accommodates image understanding through configurable high/low-resolution settings⁴. In the high-resolution mode, images are scaled to fit within a predetermined size and divided into 512px-square patches. Each patch is represented as a sequence of tokens, with additional final tokens incorporated into the overall sequence. For frame images, we apply the high-resolution setting and tailor our frame concatenation strategy to fit the patching approach. We use the low-resolution setting for portrait images. We detail the prompt that guides the model to generate movie narrations in Fig. 12 (top). The prompt for character face recognition analysis in Section 4.2 is displayed in Fig. 12 (bottom). **ArcFace.** In Section 4.2, we evaluate the character face recognition performance of ArcFace. The character faces are first detected and aligned using MTCNN [64], with a minimum face size set to 30 pixels. Then, we extract their face features using the ArcFace model with a ResNet50 [17] backbone. We calculate cosine similarities between the face features from frames and portraits to identify characters detected in videos.

A.2 Evaluation

We introduce two evaluation metrics, L1-Score and L2-Score, in Section 3.2. The prompts guiding the LLM to produce these scores are shown in Fig. 13.

²https://github.com/OpenGVLab/Ask-Anything/tree/main/video_chat2

³<https://github.com/QwenLM/Qwen-VL>

⁴<https://platform.openai.com/docs/guides/vision>

Movie audio descriptions narrate movie scenes and explain the plot for the visually impaired.

Given the narration text of a movie clip, i.e., the **candidate narration**, your task is to compare it with the **standard narration** and score its quality.

A comprehensive evaluation would involve various dimensions, but in this assessment, you only need to focus on whether the visual elements in the candidate narration are accurate. This includes the following two aspects:

1. Environment: Whether scenes, objects, and events mentioned in the standard narration are accurately and comprehensively described.
2. Characters: Whether the mentioned characters match those in the standard narration and if their actions and emotions are accurately and comprehensively described.

For the candidate narration, you need to give a integer score from 0 to 5 for both **Environment** and **Characters**, separated by a comma, for example: 3,5

Standard Narration:
 <gt>
 Candidate Narration:
 <pred>

Score (output the score directly, without including any other content):

Movie audio descriptions narrate movie scenes and explain the plot for the visually impaired.

Given the narration text of a movie clip, i.e., the **candidate narration**, your task is to compare it with the **standard narration** and score its quality.

A comprehensive evaluation would involve various dimensions, but in this assessment, you need to specifically consider **plot description**, that is:

1. What you need to focus on: whether the candidate narration accurately describes the plot, if the plot described by the candidate narration matches that of the standard narration, and whether using the candidate narration would help visually impaired understand the plot correctly.
2. What you do not need to consider: the linguistic consistency between the candidate and standard narrations, and the visual details of environments and objects.

Based on the quality of the plot description in the candidate narration, please provide a integer score from 0 to 5.

Standard Narration:
 <gt>
 Candidate Narration:
 <pred>

Score (output the score directly, without including any other content):

Figure 13: Prompts for producing L1-Score (top) and L2-Score (bottom).

You are a movie narrator describing the movie content for the visually impaired. I will provide a movie clip to you, for which you need to generate a narration.

Each time, I will provide you with two images:

The first image shows the cast list of the movie, displaying portraits of the actors along with their character names. The characters are:
 <role_list>

The second image is a screenshot collage of the movie clip, with two frames per second, arranged from left to right and top to bottom.

Please combine the character information to generate narrations for the clip. Aim for brevity in your narration, focusing on explaining the movie's plot without overly detailing the visual aspects.

Narration examples:
 <example_1>
 <example_2>
 <example_3>

Your Narration (reply directly with the narration without generating prompts):

Given two images, the first one being a screenshot of a movie scene and the second one a list of actor portraits with their corresponding character names as follows:
 <role_list>

Please identify the characters appearing in the movie scene and return them in list format. If no characters are identified, return an empty list.

Example of output format:
 [1,3,8,9]
 [2]
 []

Your Answer (output the list directly without generating prompts):

Figure 12: Prompts for GPT-4V to generate narrations (top) and identify characters (bottom).

B QUALITATIVE RESULTS

We present additional qualitative results from our baseline models in Fig. 14. The models effectively recognize static visual elements, such as scenes, characters, and objects in movie frames. However, they struggle to accurately describe fine-grained events or visual details, such as actions and subtle emotions of characters, which often necessitate strong visual perception and the ability to capture visual changes across consecutive frames. The discrepancy between the model outputs and human-created narrations highlights the need for further efforts to achieve practical automatic movie narration.



Figure 14: Qualitative results from our baseline models on Movie101v2.