

# Towards Reliable Latent Knowledge Estimation in LLMs: Zero-Prompt Many-Shot Based Factual Knowledge Extraction

Qinyuan Wu  
qw@mpi-sws.org  
MPI-SWS  
Saarbruecken, Germany

Mohammad Aflah Khan  
MPI-SWS  
Saarbruecken, Germany

Soumi Das  
MPI-SWS  
Saarbruecken, Germany

Vedant Nanda  
MPI-SWS  
Saarbruecken, Germany

Bishwamittra Ghosh  
MPI-SWS  
Saarbruecken, Germany

Camila Kolling  
MPI-SWS  
Saarbruecken, Germany

Till Speicher  
MPI-SWS  
Saarbruecken, Germany

Laurent Bindschaedler  
MPI-SWS  
Saarbruecken, Germany

Krishna Gummadi  
MPI-SWS  
Saarbruecken, Germany

Evimaria Terzi  
Boston University  
Boston, Massachusetts, United States

## Abstract

In this paper, we focus on the challenging task of *reliably* estimating factual knowledge that is embedded inside large language models (LLMs). To avoid reliability concerns with prior approaches, we propose to eliminate prompt engineering when probing LLMs for factual knowledge. Our approach, called *Zero-Prompt Latent Knowledge Estimator (ZP-LKE)*, leverages the in-context learning ability of LLMs to communicate both the factual knowledge question as well as the expected answer format. Our knowledge estimator is both conceptually simpler (i.e., doesn't depend on meta-linguistic judgments of LLMs) and easier to apply (i.e., is not LLM-specific), and we demonstrate that it can surface more of the latent knowledge embedded in LLMs. We also investigate how different design choices affect the performance of ZP-LKE. Using the proposed estimator, we perform a large-scale evaluation of the factual knowledge of a variety of open-source LLMs, like OPT, Pythia, Llama(2), Mistral, Gemma, etc. over a large set of relations and facts from the Wikidata knowledge base. We observe differences in the factual knowledge between different model families and models of different sizes, that some relations are consistently better known than others but that models differ in the precise facts they know, and differences in the knowledge of base models and their finetuned counterparts.<sup>1</sup>

## CCS Concepts

• **Computing methodologies** → **Information extraction.**

<sup>1</sup>Code available at: [https://github.com/QinyuanWu0710/ZeroPrompt\\_LKE](https://github.com/QinyuanWu0710/ZeroPrompt_LKE)



This work is licensed under a Creative Commons Attribution 4.0 International License. WSDM '25, March 10–14, 2025, Hannover, Germany  
© 2025 Copyright held by the owner/author(s).  
ACM ISBN 979-8-4007-1329-3/25/03  
<https://doi.org/10.1145/3701551.3703562>

## Keywords

Large language models; Knowledge extraction; In-context learning

### ACM Reference Format:

Qinyuan Wu, Mohammad Aflah Khan, Soumi Das, Vedant Nanda, Bishwamittra Ghosh, Camila Kolling, Till Speicher, Laurent Bindschaedler, Krishna Gummadi, and Evimaria Terzi. 2025. Towards Reliable Latent Knowledge Estimation in LLMs: Zero-Prompt Many-Shot Based Factual Knowledge Extraction. In *Proceedings of the Eighteenth ACM International Conference on Web Search and Data Mining (WSDM '25)*, March 10–14, 2025, Hannover, Germany. ACM, New York, NY, USA, 26 pages. <https://doi.org/10.1145/3701551.3703562>

## 1 Introduction

Conversational chatbots (e.g., OpenAI's ChatGPT) built around large language models (e.g., OpenAI's GPT) are increasingly being used for a variety of information retrieval tasks such as searching for information or seeking recommendations related to real-world entities like people or places [42, 51]. A worrisome concern in such scenarios is the factual correctness of information generated by the LLMs [7, 17, 18, 21, 32, 36, 40, 43, 44, 48].

**The latent knowledge estimation problem:** To avoid making false assertions about a real-world entity, an LLM first needs to have factual (true) knowledge about the entity. Given a prompt like “Einstein was born in the year”, LLMs may generate both the correct answer (“1879”) and wrong answers (e.g., “1878” or “1880”) with some probabilities. If an LLM *knows* the fact, one can hope that the probability with which it would generate the correct answer would be much higher than the wrong answers [19]. As LLMs are typically pretrained over a Web corpus (including Wikipedia data) with millions of facts about real-world entities, they have the opportunity to learn factual knowledge about our world and latently embed the knowledge in their parameters. But, *how can we estimate the extent of LLMs' knowledge of real-world facts?*

**Reliability of latent knowledge estimates:** Following [33], many prior works [4, 20, 35] represent factual knowledge in the

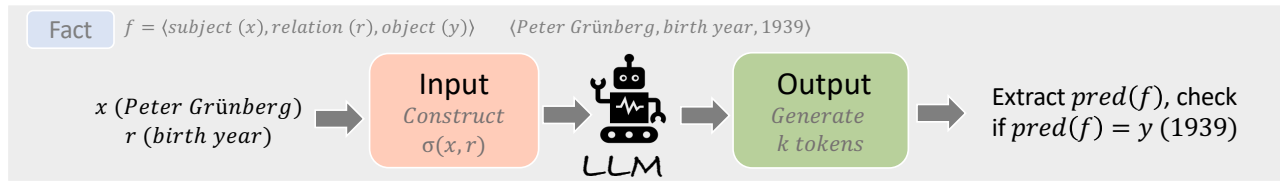


Figure 1: Overview of how Latent Knowledge Estimators (LKEs) work

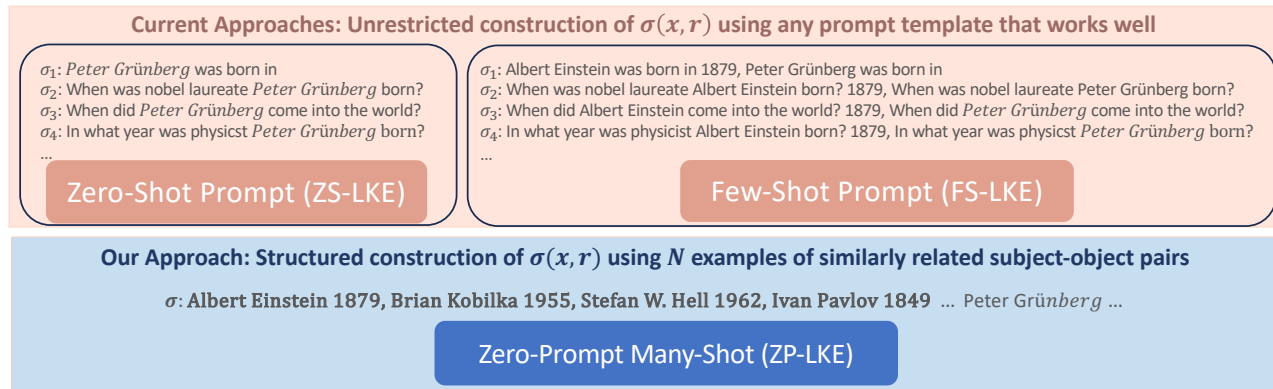


Figure 2: Current prompt-based (zero-shot and few-shot) LKE approaches vs. Our zero-prompt (many-shot) LKE approach

form of triplets  $\langle x, r, y \rangle$ , where the subject  $x$  has a relation of type  $r$  with the object  $y$  (e.g.,  $\langle \text{Einstein, birth-year, 1879} \rangle$ ). The central challenge of latent knowledge estimation is to infer  $y$  given  $x$  and  $r$  by *only* using information extracted from the LLM. Typically, the inference relies on probing the LLM with prompt templates,  $\sigma(x, r)$ , constructed to communicate the information of  $x$  and  $r$  and analyzing the generated responses for presence of  $y$  (see Figure 1). Current approaches [16, 19–21, 35, 37] allow unrestricted choice of prompt templates with few well-defined rules (see Figure 2). As a result, they are vulnerable to prompt engineering and prompt hacking, which raises serious concerns about the reliability of their estimates [7]. Against this background, in this paper, we make **four** primary contributions:

**1. A structured reliable latent knowledge estimator (LKE) based on zero prompting (ZP):** Our latent knowledge estimator, called ZP-LKE, is based on the following simple, yet novel and powerful insight. Rather than engineer input prompts  $\sigma(x, r)$  that best communicate  $r$  to an LLM, we let the LLM infer  $r$  by simply providing multiple examples of  $\langle x, y \rangle$  pairs that share the same relation  $r$  (see Figure 2). The key distinguishing feature of ZP-LKE is its adherence to *zero prompting*, i.e., the input  $\sigma(x, r)$  is highly structured and contains no prompt tokens outside other similarly related  $\langle x, y \rangle$  pairs. Thus, ZP-LKE avoids the reliability risks associated with prompt engineering such as side-channels and over-fitting. (We discuss these reliability concerns in Section 2.1.)

**2. ZP-LKE requires many-shots and is fundamentally different from few-shot prompting:** A recent work [21] shows that few-shot prompting (FS-LKE in Figure 2) can yield improved knowledge estimates compared to zero-shot prompting (ZS-LKE

in Figure 2) by providing the LLM with examples to *format generated answers*. In contrast, ZP-LKE also uses examples to effectively *communicate the question at hand*. The different modes in which examples are being used in FS-LKE and ZP-LKE is illustrated further in Table 1. Adding a few examples to the zero-shot prompt "*Peter Grünberg was born in*" results in the model generating the correct answer "1939" right-away. However, it does not appear to matter whether the examples provided are reflecting correct information or information about subjects known to the LLM (consistent with our hypothesis that the examples are being used to infer answer format). In contrast, Table 1 suggests that for ZP-LKE not only is the number of examples needed larger, but it also matters whether they are correct and known to the LLM (consistent with our hypothesis that examples are being used to infer the question). The two distinct ways in which examples are being used by FS-LKE and ZP-LKE map well to the dual modes of in-context learning namely, *task recognition* and *task learning*, respectively, that have been identified in a recent work[31].

We systematically investigate how factors such as how many examples are provided in an ZP-LKE, whether some of those examples are unknown to the model or simply incorrect, as well as how the examples are ordered affect knowledge estimation. We find that ZP-LKE requires *many-shots*, which make it relatively *robust to unknown examples*, but ZP-LKE remains vulnerable to *incorrect examples*. Our findings represent a nuanced exploration of in-context learning[5], where the dominant learning mode is task learning rather than task recognition.

**3. ZP-LKE significantly outperforms previous prompt-based approaches across different open-source models and different types of factual relations:** We empirically compared the

Prompt based LKEs (ZS-LKE & FS-LKE)		Zero-Prompt based LKE (ZP-LKE)	
Input	Output: Next 10 tokens	Input	Output: Next 10 tokens
Peter Grünberg was born in	Munich in 1939 and obtained	Albert Einstein 1879, Peter Grünberg	2007 Mohammed Hanif
Albert Einstein was born in 1879, Brian Kobilka was born in 1955, Peter Grünberg was born in	1939 and has a birthday	Albert Einstein 1879, Brian Kobilka 1955, Stefan W. Hell 1962, Ivan Pavlov 1849, Peter Grünberg	1939, Albert Szent-
Albert Einstein was born in 1872, Brian Kobilka was born in 1965, Peter Grünberg was born in	1939 and has a birthday	Albert Einstein 1872, Brian Kobilka 1927, Stefan W. Hell 1962, Ivan Pavlov 1878, Peter Grünberg	2007, Albert Szent-
Author-1 was born in 1872, Author-2 was born in 1965, Peter Grünberg was born in	1939 and has a life expect	Author-2 1879, Author-3 1955, Author-4 1962, Author-1 1849, Peter Grünberg	2022, Rossitza

**Table 1: Comparison of latent knowledge estimators for the test fact (Peter Grünberg, Birth Year, 1939) using Llama2-7B. Correct years are in teal, incorrect years in red, and unknown examples in brown. Author-# represents subjects unknown to the LLM.**

performance of ZP-LKE against prior approaches that relied on a variety of human-generated prompts (HGP) as well as machine-mined prompts (MMPs)[20]. Across a large set of facts spanning different types of relations from the widely-used T-Rex dataset [10], we find that ZP-LKE improves the fraction of facts accurately extracted from four open-source models by an average of 35% for HGPs (from 0.45 to 0.61) and 90% for MMPs (from 0.32 to 0.61). These performance gains of ZP-LKE arise from a better comprehension of the question as well as the expected answer format. To quantify the performance gains from only better question comprehension, we propose in Section 2.2 a multiple-choice testing that accounts for answer formats. We find that ZP-LKE still outperforms existing approaches by an average of 9.41% for HGPs (from 0.71 to 0.78) and 57% for MMPs (from 0.50 to 0.78), with improvements for specific relations like "position played on team/specialty" varying from 152% for HGPs (from 0.17 to 0.43) and 310% for MMPs (from 0.10 to 0.43). Thus, ZP-LKE represents a better way to retrieve knowledge stored internally within an LLM, surpassing the model's ability to follow instructions in prompt templates.

#### 4. Being model-agnostic, ZP-LKE enables a systematic comparison of latent knowledge of open source LLMs at scale:

In contrast to prompt-based LKEs [20, 35], which are tailored to specific relations and models, ZP-LKE creates a single input to test for facts pertaining to a relation that can be used flexibly for any model. This simplicity and versatility allows for cross-LLM comparisons of factual knowledge. Using ZP-LKE, we evaluated the knowledge of 49 open-source LLMs from various families like Llama(2), Gemma, Mistral, OPT, and Pythia. These models vary in size and were tested with and without instruction-finetuning on 50 different relations and 20,000 facts from Wikidata. We found that models from families such as Llama2, Mistral, and Gemma, as well as larger models, know more facts. Models within the same family differ in the specific facts they know, even if trained on the same data. Additionally, instruction fine-tuning reduces the amount of factual knowledge that can be extracted from these models. Our findings will likely be of interest to developers that wish to train models with lots of embedded factual knowledge.

**Related Work:** Researchers have proposed several approaches [44] to estimate latent knowledge from LLMs, which can be categorized into two main methods: (i) Model-internals based approaches: These methods use various internal aspects of the LLM, such as attention maps [39], activation functions [6], or model parameters [22], to determine whether factual information can be extracted

from the model. (ii) Model-responses-based approaches, which are generally applicable to a wide range of LLM models and there are two key parts of the model-responses-based approach: constructing the input and evaluating the output from the LLM.

*Input construction:* There are different prompting techniques to verify if a target fact is stored in the model. These prompt-based methods differ in their choice of prompts, which can be divided into human-generated prompts (HGPs) [7, 9, 19–21, 29, 33, 37, 39] and machine-mined prompts (MMPs) [20, 35]. All the prompting-based methods try to find the best template for the question that the model can comprehend best; however, the optimization of the prompting template can be unreliable [2, 7, 34, 46]. Instead of finding the best comprehensive template, our approach proposes using structured triplet examples to communicate and prob the tested fact, uncover deeper relations and knowledge in the LLM. This method communicates the question through in-context examples, a strategy that, to our knowledge, has not been explored before. A similar approach is to use few-shot prompting. For example, [21] first found the best prompt template and then applied few-shot prompting to guide and limit the model's response format. However, this approach still holds the limitation of template searching and relies on the model's comprehension of the template, which is fundamentally different from our approach.

*Output evaluation:* The evaluation methods of early works are LLM specific, limiting the evaluated objects to single-token outputs [4, 20, 33, 35]. More recent works evaluate the generation by checking the next  $k$  generated tokens to see whether the potentially multi-token ground truth appears in the  $k$  generated tokens [7, 9, 19, 21, 29, 37, 39]. However, the final performance is significantly influenced by the choice of  $k$ , and the generation quality also relies heavily on various sampling parameters, which introduces uncertainty [27]. In order to respond more fundamentally to the model's level of knowledge, without focusing on metrics such as the fluency of generation, we constructed a multiple-choice dataset with 100 unique possible choices for each evaluated fact and judged whether or not the model knew the fact by comparing the relative probabilities of these 100 objects.

*Factual knowledge datasets:* Different from existing knowledge evaluation benchmarks like TruthfulQA [25] and MMLU [13], which already provide templates of questions, our approach considers facts from existing knowledge graphs for performing knowledge

estimation of LLMs. As a test bed [10, 16, 23, 33, 37, 52], we utilize knowledge graphs, allowing our method to be applied to any knowledge graph database without additional effort.

## 2 Designing Reliable LKEs

Today, there exist many general-purpose as well as domain-specific factual knowledge bases that contain a very large number (millions to billions) of facts. The facts can be encapsulated as triplets, represented as  $\langle \text{subject } (x), \text{relation } (r), \text{object } (y) \rangle$ . These triplets offer a general way to represent factual knowledge about real-world entities in knowledge graphs or other structured knowledge bases. The goal of latent knowledge estimation is to infer what fraction of the facts are *known* to an LLM. We call methods that estimate the amount of latent knowledge inside an LLM *latent knowledge estimators* (LKEs).

### 2.1 Reliability concerns with existing LKEs

Existing approaches to estimating latent knowledge in LLMs use various factual knowledge tests. We identify several reliability concerns (RCs) with current designs that motivate our new LKE design. While some related works address some of these concerns, none have comprehensively solved all the issues [7, 21].

**RC 1. Reliance on unrestricted prompt engineering:** Many past works have attempted to use test prompts without any restrictions, including both human-generated or machine-mined prompts [2, 20, 34, 46]. They typically intersperse the subject  $x$  and object  $y$  between additional relationship context-communicating tokens. Some analyze the performance of a variety of prompts and then pick the best-performing or use an ensemble of the best-performing prompts [11, 20, 29]. However, unrestricted prompt engineering risks introducing side-channels and over-fitting. First, the generated prompts, particularly those that are machine-mined, may include tokens that can implicitly or explicitly introduce additional (side-channel) information that makes it easier to answer the question. As a specific example, in a prior work [20], for the relation “*position held*”, the prompt “ $x$  has the position of  $y$ ” performed worse than “ $x$  is elected  $y$ ”. But, note that the second prompt potentially introduces a side-channel: it implicitly rules out answer choices for unelected positions like Professor and favors elected positions like President. Second, selecting from an unbounded number of potential prompt choices raises concerns about the complexity of LKEs (the size of the set of all considered prompts) and the associated risks of over-fitting, which in turn affect the reliability of estimates.

**RC 2. Reliance on LLMs’ meta-linguistic judgments:** Prior works used prompt templates with instructions [7, 9, 19–21, 29, 33, 37, 39, 44, 49] for communicating the question as well as the expected format of answers. But, the scores (estimates) resulting from such prompt-based testing conflate an LLM’s latent knowledge of the facts with the LLM’s meta-linguistic judgments, i.e., the LLM’s ability to comprehend the prompt, understand the question embedded within the prompt and output the answer in some expected format [15]. The impact on meta-linguistic judgments can be seen from the fact that multiple semantically-equivalent prompts result in different responses from an LLM and thereby, different estimates of latent knowledge [15].

**RC 3. Reliance on LLM-specific prompts:** Many prior works [20, 33, 35] limit the choice of facts that can be used in tests to those where the surface form of the objects ( $y$ ) is represented by a single token by the LLM’s tokenizer. Even though some works are able to evaluate multiple-token objects, prompt-based approaches need careful prompt engineering for different LLMs to get the best prompt template [7, 9, 19, 21, 29, 37, 39], which makes it hard to estimate and compare factual knowledge across a large number of LLMs and the prompt optimisation would be very expensive and inefficient for large models.

Motivated by the above, we derive the following three design principles (DPs) for LKEs. A reliable LKE design should:

- **DP1:** *limit prompt hacking to avoid over-fitting & side-channels.*
- **DP2:** *minimize reliance on meta-linguistic prompts.*
- **DP3:** *avoid LLM-specific prompts.*

### 2.2 A new Zero- Prompt based LKE (ZP-LKE)

Our goal is to estimate whether an LLM knows a fact  $f = \langle x, r, y \rangle$ . The challenge is to probe the LLM and evaluate its responses in a way compatible with the design principles defined in Section 2.1.

The key idea here is to **eliminate prompts meant to capture the relation  $r$  (zero-prompt)** and instead **rely on examples of similarly related  $\langle x, y \rangle$  pairs** to probe the internal knowledge. LLMs have been shown to exhibit In-Context Learning (ICL) abilities [5] that allow them to infer and extrapolate patterns in their inputs. We leverage this ability to communicate information about relation  $r$  without additional instructions to the LLMs (DP1 and DP2) by providing it with a list of facts based on  $r$ .

*Example 1.* Assume that we want to probe for whether an LLM knows the fact  $\langle \text{Einstein}, \text{birth-year}, 1879 \rangle$ . We can use other facts for the birth-year relation such as  $\langle \text{Feynman}, \text{birth-year}, 1918 \rangle$ ,  $\langle \text{Heisenberg}, \text{birth-year}, 1901 \rangle$  to construct an input “*Feynman 1918 Heisenberg 1901 Einstein*”. By providing such zero-prompt in-context examples to the model, we expect to communicate the underlying relation between subjects and objects. To correctly extrapolate the pattern, the model needs to retrieve Einstein’s birth-year as the completion of the sequence.

More formally, given a training dataset of facts  $\mathcal{F}_r = \{\langle x_i, r, y_i \rangle\}_{i=1}^n$  for relation  $r$ , as well as a test fact  $f = \langle x, r, y \rangle$ , we leverage ICL to construct prompts that elicit information about  $f$  as

$$\sigma(x, r) = x_1 y_1 \dots x_n y_n x \quad (1)$$

We use  $r$  to pick facts from  $\mathcal{F}_r$  and concatenate the tokens corresponding to the subjects and objects, but do not include any other information about  $r$ . We use space “ ” as the separator token and discuss this choice in detail in Section 4.1. We discuss other design choices for the construction of ZP-LKE in Section 3. When further details are not needed, we simply refer to *some* input as  $\sigma$ .

**ZP-LKE design satisfies all our design principles (DPs):**

- **DP1:** by construction, zero-prompting eliminates prompt hacking and thus, risks of over-fitting and side-channels.
- **DP2:** it only relies on the in-context learning abilities and not meta-linguistic judgments of an LLM.
- **DP3:** by construction, input  $\sigma(x, r)$  is LLM-agnostic and hence, enables cross-LLM latent knowledge comparisons.



### 2.3 Evaluating model outputs

We evaluate the output of model  $\theta$  for input  $\sigma(x, r)$  in two ways: (1) Open-ended generation that lets the model generate till  $k$  tokens [21, 45] after which the presence of the ground truth is checked within the response, (2) Multiple-choice test that forces the model to predict from a list of options [20].

(1) **Response testing in open-ended generation.** Given a fact  $f = \langle x, r, y^* \rangle$  and a model  $\theta$ , we provide the input  $\sigma(x, r)$  to the model and let it generate for  $k$  tokens  $t_1, t_2, \dots, t_k$ . We consider the answer to be correct if  $y^* \subseteq \{t_1, t_2, \dots, t_k\}$  leading to the prediction  $\text{pred}_\theta(f) = y^*$ .

(2) **Multiple-choice testing.** In the multiple-choice testing, we extract the answer based on the probabilities  $\theta$  assigned to the tokens of the corresponding object  $y$ . To allow for objects  $y$  consisting of multiple tokens and to be independent of the specific tokenization scheme or LLM (DP3), we compute the *object probability* over multiple tokens as follows:

$$P_\theta(y | \sigma) = \prod_{i=2}^{|y|} P_\theta(y^{(i)} | y^{[i-1:1]} \sigma) \cdot P_\theta(y^{(1)} | \sigma) \quad (2)$$

where  $|y|$  denotes the number of tokens in  $y$  and  $P_\theta(y^{(i)} | y^{[i-1:1]} \sigma)$  is the conditional probability of predicting the  $i$ -th token  $y^{(i)}$  of  $y$  given the preceding tokens  $y^{(i-1)}, \dots, y^{(1)}$ , and  $\sigma$ . To determine whether model  $\theta$  knows a fact  $f = \langle x, r, y^* \rangle$ , we test whether given an input  $\sigma(x, r)$ ,  $\theta$  can choose the correct object  $y^*$  from among a set of  $M$  unique alternatives. Specifically, given fact  $f$ , we redefine it as  $f = \langle x, r, y^*, \mathcal{Y} \rangle$ , where  $\mathcal{Y}$  is a set of  $M$  plausible but incorrect alternatives. We discuss the choice of  $\mathcal{Y}$  in Section 4.

$$\text{pred}_\theta(f) \triangleq \underset{y \in \{y^*\} \cup \mathcal{Y}}{\text{argmax}} P_\theta(y | \sigma(x, r)) \quad (3)$$

denotes the prediction of  $\theta$  for the fact  $f = \langle x, r, y^*, \mathcal{Y} \rangle$ . The predicted object has the maximal object probability within  $\{y^*\} \cup \mathcal{Y}$ .

We evaluate the factual knowledge of model  $\theta$  over a dataset of test facts  $\mathcal{D} = \{f_i\}_{i=1}^m$  using accuracy as a metric for both the response test and multiple-choice test:

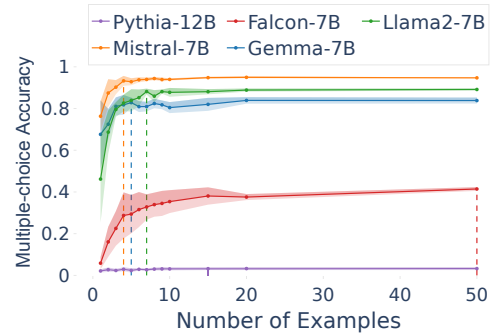
$$\text{acc}(\theta, \mathcal{D}) \triangleq \frac{\sum_{f \in \mathcal{D}} \delta(y^* = \text{pred}_\theta(f))}{|\mathcal{D}|} \quad (4)$$

where  $\delta(\cdot)$  is the indicator function.

### 3 Exploring the design space of ZP-LKE

Our ZP-LKE design avoids many of the reliability concerns of prior works [7, 14, 20, 21, 33, 45]. However, ZP-LKE also introduce a few design choices for the input i.e.,  $\sigma(x, r)$  in Equation (1). One must decide the right  $n$ , the number of in-context examples included in  $\sigma(x, r)$ . Furthermore, it is unclear how ZP-LKE would be affected if some chosen examples are unknown to the model or are incorrect or appeared in a different order.

We study this by varying  $n$  and introducing unknown or incorrect examples within these  $n$  examples. While many prior works investigated the number of in-context examples needed for various tasks [1, 5, 8, 26, 31], it is worth re-examining them for ZP-LKE for three reasons: (i) prior works report differing results, with some reporting that increasing the number of examples improves performance [1], while others argue the opposite [26], (ii) most don't



**Figure 3: Impact of in-context example count on multiple-choice accuracy across LLMs. The dashed line marks the number needed for 95% stable accuracy with 50 examples.**

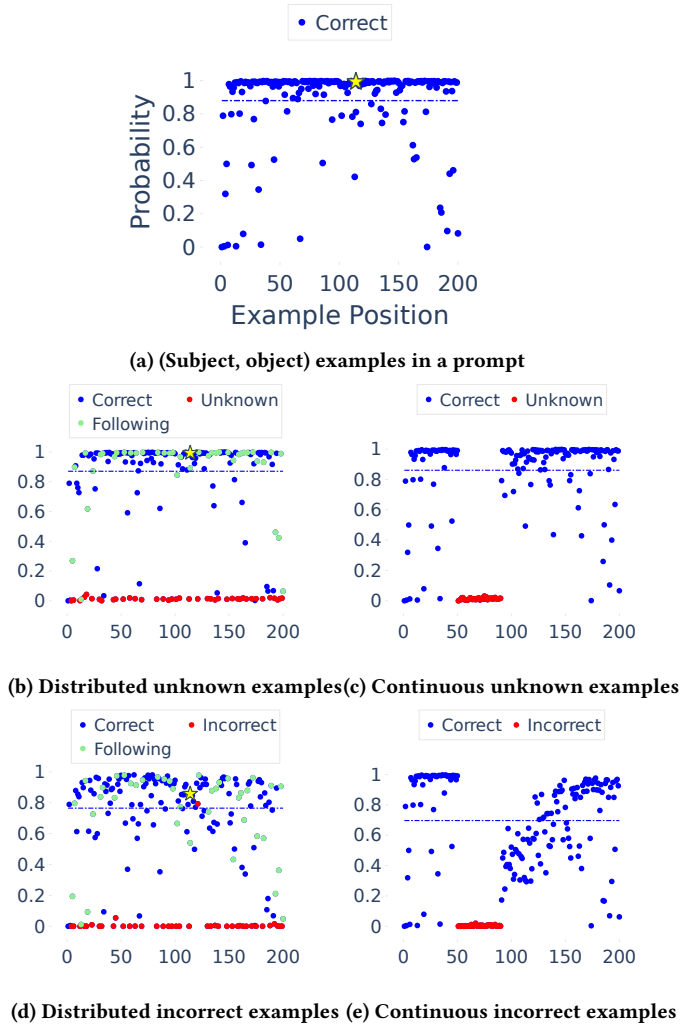
carefully distinguish between the two learning modes of in-context learning (as noted in Section 1, ZP-LKE relies on one of the modes), and (iii) only a few [8, 28] studied the influence of incorrect examples and none studied the impact of unknown examples.

Our experiments help us understand the number of in-context examples needed, as well as how the in-context example’s generation probability changes with different types of noise. We perform an in-depth empirical analysis on a *Nobel Laureate* dataset for the relation ‘*birth year*’ (details in Appendix A.1). The dataset consists of facts formatted as  $\langle \text{Person}(x), \text{birth-year}(r), \text{YYYY}(y) \rangle$ .

**The number of required in-context samples for communicating both the question and answer format varies across LLMs.** In Figure 3, we report multiple choice accuracy (Eq. (4)) for different LLMs evaluated on 900 test samples, with varying numbers of in-context examples ( $n$ ) that are randomly sampled from a separate training set using 5 random seeds. As the number of in-context examples increases, the mean accuracy rises while the standard deviation decreases across different LLMs, indicating that the models gradually converge to stable performance.

The dashed vertical lines show the minimum number of examples required by different LLMs to achieve 95% of the accuracy reached with 50 in-context examples. Interestingly, LLMs with higher estimation accuracy require fewer in-context examples than those with lower accuracy to effectively interpret the underlying question. This maybe attributed to the amount of internal knowledge contained in the LLMs. To enable ZP-LKE across all the LLMs, we set  $n = 50$  for the following experiments.

We delve deeper to further investigate which individual facts may be known or unknown to a model. We examine the generation probability of in-context objects in 200 correct subject ( $x$ )-object ( $y$ ) pairs using the Mistral-7B model. We can see in Figure 4 that Mistral-7B model shows a gradual increase in the probability of generating correct objects from left to right on the x-axis (where points on the right have more context to leverage) stabilizing at a mean probability of approximately 0.85. Some objects at later positions, however, have a lower generation probability, suggesting that the LLM may be less confident about its knowledge of the facts corresponding to those pairs. Thus, we can leverage the generation probability as a signal of the LLM’s confidence when evaluating



**Figure 4: Variation in Nobel laureate data probabilities using Mistral-7B.** Figure 4a illustrates object probabilities at various positions in the prompt. Figures 4b and 4c show impacts of unknown objects at random and continuous positions, while Figures 4d and 4e show effects of incorrect examples. The dashed line indicates average correct probabilities (blue dots).

LKEs (see Appendix D). Similar results for additional models are presented in Appendix E.

**Models are robust to unknown examples.** Next, we investigate the robustness of estimates to the occurrence of unknown examples. We insert unknown examples in two distinct ways: randomly distributed throughout  $\sigma(x, r)$  and in a more extreme scenario, where a continuous block of examples is replaced with unknown ones. We selected 40 out of the 200 examples and replaced them with unknown examples created using fictitious names and birth years<sup>2</sup>. Our findings are shown in Figures 4b and 4c for

<sup>2</sup>generated via <https://en.namefake.com/api>

distributed and continuous replacement respectively. Unknown examples are marked by red dots, examples immediately following unknown ones in cyan dots and the rest in blue dots. The unknown examples show generation probabilities close to zero, confirming the LLM’s tendency to assign low probabilities to unknown data. However, interestingly, *unknown examples minimally impact the generation probability of the surrounding data in both settings.*

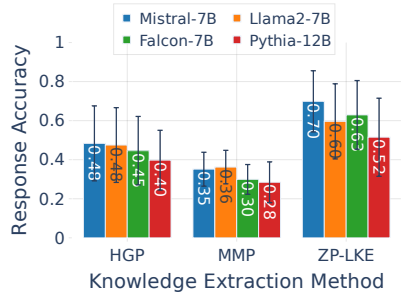
**Models are vulnerable to incorrect examples.** Similar to the setup for unknown examples, we also insert 40 (out of 200) incorrect examples randomly (Figure 4d) and simultaneously (Figure 4e). In our experiments, these incorrect examples are created by altering the birth years of known Nobel laureates and are marked by red dots in the plots. *In contrast to inserting unknown examples, the LLM significantly struggles with the injection of incorrect examples.* It detrimentally affects the LLM’s performance in both settings thus revealing the vulnerability of the models towards incorrect examples. We highlight one randomly marked yellow star example in Figure 4a, Figure 4b, and Figure 4d to show how the presence of incorrect samples significantly brings down the probability of the neighboring points.

**Summary:** The key takeaways while exploring the design space of ZP-LKE are - (a) Different LLMs take varying numbers of in-context samples to comprehend both the question and format of the answer alongside, with 50 being an optimal number for our setup. (b) The models are robust to unknown examples but vulnerable to incorrect examples. To the best of our knowledge, we are the first to *distinguish between examples unknown to the model and incorrect examples known to the model* and study their impact on in-context learning. As ZP-LKE relies on many examples, this distinction and understanding is important in practice. Also, while [1] found that the order of examples has varying effects in different domains, we identify the distribution of unknown and incorrect examples as a crucial underlying factor.

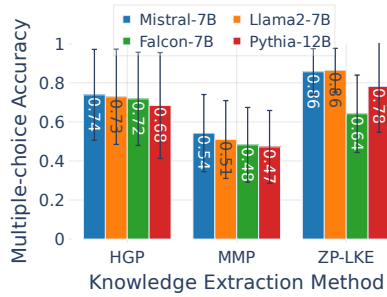
## 4 Experiments and Results

As ZP-LKE inputs are model-agnostic and easy to adapt for a large variety of relations, it can be used to very effectively to conduct cross-LLM latent knowledge comparisons. We leverage ZP-LKE to estimate latent knowledge across 49 open-source (pre-trained and fine-tuned) LLMs, spanning different LLM families (Llama (2), Mistral, Mixtral, Gemma, Falcon, Pythia, Bloom, and OPT) and sizes (from 70M to 8×22B). To the best of our knowledge, we are the first to evaluate a knowledge estimation framework across a large number of models. We list the models and their simplified names used in this paper in Appendix G, Table 7, and provide a leaderboard of models based on ZP-LKE in Appendix G, Table 8. We hope our results and the framework can help future LLM developers reliably and efficiently estimate the latent knowledge of their models.

**Dataset:** We evaluate the knowledge of models on a large set of facts from the T-REx dataset [10]. We selected relations from T-REx with at least 500 samples that are linked to a minimum of 100 unique objects. We create a list of multiple choices for each sample and ensure that instances with multiple correct objects do not have any of their correct answers in their multiple-choice list. This filtering leads to 50 distinct relations spanning categories like birth dates, directorial roles, parental relationships, and educational



(a) Response Accuracy



(b) Multiple-choice Accuracy

**Figure 5: Comparison of LKEs using response and multiple-choice accuracy across 12 relations from T-REx-MC. ZP-LKE is evaluated against the baseline method [20].**

lineage. The resulting T-REx Multiple Choice (T-REx-MC) dataset comprises 5,000 training and 20,000 test facts. Appendix A contains detailed information on the dataset and relations.

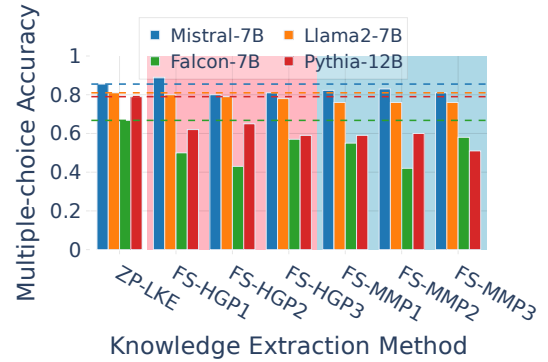
**Choosing the set  $\mathcal{Y}$  & its impact on test difficulty:** For each fact  $\langle \text{subject}(x), \text{relation}(r), \text{object}(y^*) \rangle$ , we generate alternative objects  $\mathcal{Y}$  to create multiple choices. Note that the alternative objects in  $\mathcal{Y}$  are viable choices and cannot be easily eliminated. Therefore, for each fact  $\langle x, r, y^* \rangle$  we select  $y \in \mathcal{Y}$  from other facts in the dataset that share the same relationship  $r$ . For computational feasibility, we sample  $|\mathcal{Y}| = 99$  alternative objects per fact, so that a random guess between  $\{y^*\} \cup \mathcal{Y}$  has a 0.01 probability of being correct.

#### 4.1 ZP-LKE vs. prompt-based approaches

We compare the performance of ZP-LKE with the existing prompt-based approaches [20] using both the response accuracy and the multiple-choice accuracy defined in Section 2.2.

**ZP-LKE outperforms prompt-based approaches.** We randomly sample three human-generated prompts (HGP) and machine-mined prompts (MMP) from [20] for 12 common relations between T-REx-MC and [20]. We show that ZP-LKE outperforms HGP and MMP in terms of the accuracy measures by a large margin, across different models and 12 relations in Figure 5; the detailed accuracy for each relation can be found in the Appendix G.2, Figure 14 and 15.

Figure 5a shows that ZP-LKE improves the fraction of facts accurately extracted from four open-source models by an average



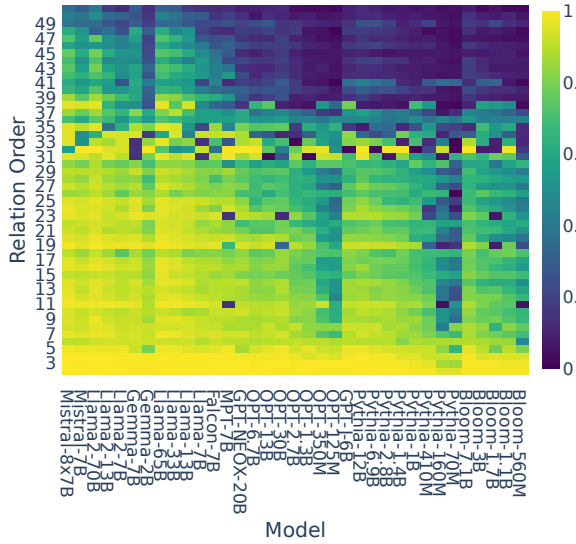
**Figure 6: Impact of separators on the relation ‘original broadcaster.’ Subject-object pairs are separated by human-generated prompts (HGP, red background) or machine-mined prompts (MMP, blue background).**

of 35% for HGPs (from 0.45 to 0.61) and 90% for MMPs (from 0.32 to 0.61). In the case of multiple-choice accuracy, having controlled the influence of the answer format, we observe that all the knowledge estimation methods improve in their performance. Alongside, ZP-LKE still outperforms existing approaches by an average of 9.41% for HGPs (from 0.71 to 0.78) and 57% for MMPs (from 0.50 to 0.78). The multiple-choice accuracy metric disentangles the answer format from the question leading to better factual knowledge estimation across the board. Hence, we primarily report the multiple-choice accuracy metric for the experiments in the rest of the paper.

**ZP-LKE performs better than FS-LKE with the same number of examples.** We adapt ZP-LKE by replacing the separator token “ ” between subjects and objects with three prompts each from HGPs and MMPs for the relation ‘original broadcaster’ and report the multiple choice accuracy in Figure 6. We intend to understand whether the additional prompt tokens can help in communicating the question better. The ZP-LKE with “ ” token performs equally or even better for some models compared to the semantically meaningful prompts from HGP and MMP, which now correspond to the FS-LKE. Thus, *relation-specific separators (or prompts) have limited impact on factual knowledge estimation if subject-object pairs are correctly presented.* Additionally, finding relation-specific prompts requires hand-crafted efforts or additional computation [35], unlike our zero-prompt many-shot approach using (subject, object) pairs. *Therefore, ZP-LKE can potentially extend to any fact from knowledge graphs over any LLM, while HGPs and MMPs require additional supervision and relation-specific validation.*

#### 4.2 Evaluating Diverse Models and Relations

We investigate the performance of 35 pre-trained LLMs and 14 fine-tuned LLMs across 50 relations using the ZP-LKE framework. Our analysis aims to uncover nuanced insights into the knowledge levels within these models. We will examine the results through two primary lenses: (1) the variations in knowledge across different model families, and (2) the influence of model size and fine-tuning within the same model family on their knowledge attributes.

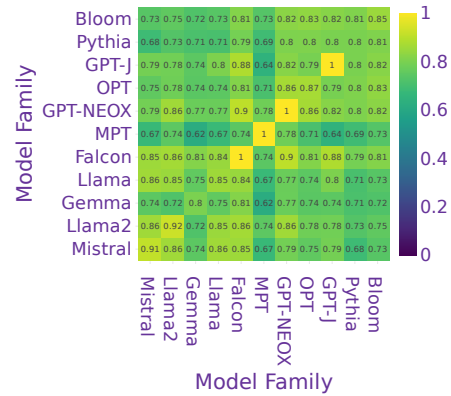


**Figure 7: Multiple-choice accuracy for 35 pre-trained LLMs on 50 relations from T-REx-MC. Models are grouped by family, ordered by their average accuracy, and arranged from left to right based on proximity to 7 billion parameters. Within each family, models are ordered by their average accuracy.**

**4.2.1 Comparing different LLM families. Some model families are consistently more knowledgeable than the rest.** We sort the model families based on the performance of the model closest to 7B parameters<sup>3</sup>, and the models within each family based on average accuracy across 50 relations. Figure 7 shows that Mistral, Llama2, Gemma, and Llama families have higher performance on most of the relations than Pythia, Bloom, and OPT, indicating the latter’s lower factual knowledge.

**Different model families align in their relative factual knowledge.** Although different model families have different knowledge levels, they have similar knowledge structures. We investigate the correlations between each model pair’s performance over 50 relations to assess the agreement in their knowledge levels. We compute the average correlations within each model family (e.g. Llama2 7B, 13B, 70B) in Figure 8. Despite differences in architecture and training datasets among model families, there is a significant consensus (correlation > 0.6) regarding the hierarchy of knowledge across various relations. We also compile the three best and worst-performing relations for each model in Table 10, illustrating the consensus among all models. The consistent underperformance across specific relations also suggests that *certain types of knowledge are universally less well-represented across different models*, regardless of their architecture or size. This consistency in less-known knowledge across models highlights a potential vulnerability that could be exploited if these weaknesses are not addressed. Figure 16 shows the correlations between all the models within each family.

<sup>3</sup>7B parameters is a good reference point since all model families except GPT-NEO-X have models within a gap of  $\leq 1$ B parameters: Mistral-7B, Gemma-7B, Llama-7B, Falcon-7B, MPT-7B, OPT-6.7B, GPT-J-6B, Pythia-6.9B, and Bloom-7.1B.



**Figure 8: Pearson correlation coefficients between model families. We compute pairwise Pearson correlations between models and calculate the average score within each family.**

**4.2.2 Comparing within the same LLM family. Larger models embed more knowledge with certain exceptions.** Figure 7 shows that within each model family, larger models (e.g., Llama-65B) generally outperform smaller ones (e.g., Llama-13B). Models within the same family are typically pre-trained on the same datasets [3, 38, 47]. The results suggest that, when trained on identical datasets, larger models in general capture a broader set of facts. An exception lies in the OPT group of models [47] that have also been trained on the Pile dataset [12] like some of the other models [3]. This may call for investigating the ways of knowledge injection and validating if that can be attributed to such a performance deviation.

**Despite being trained on the same data, models might remember different facts.** From the above results, it is not clear if the larger models are subsuming smaller models in their factual knowledge, i.e., do the larger models correctly identify the facts that the smaller models are correct on? To assess this, we compute the *subsumption rate*  $\eta$ :

$$\eta(\theta_1|\theta_2, \mathcal{F}) = \frac{|\phi(\theta_1, \mathcal{F}) \cap \phi(\theta_2, \mathcal{F})|}{|\phi(\theta_1, \mathcal{F})|}$$

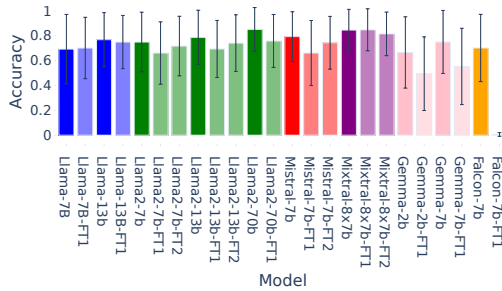
that measures how much of the fraction of facts from  $\mathcal{F}$  known by smaller model  $\theta_1$  are also recognised by the larger model  $\theta_2$ . A subsumption rate of  $\sim 1$  indicates that all of the smaller model’s knowledge is also contained in the larger model.

Table 2 shows the average subsumption rate ( $\eta$ ) between the largest and smallest models in a family, as well as the average accuracy, over all relations for different model families. Interestingly,  $\eta$  is relatively low ( $< 0.5$ ) for OPT, Pythia and Bloom (i.e., the larger models know less than 50% of what the smaller models know) and only reaching up to 0.8 for Gemma, Llama and Llama-2. Therefore, *even though models within each family are trained on the same datasets and generally agree on the relative knowledge of different relations (Figure 8), there are differences in the knowledge of specific facts they retain from their training data.* These discrepancies suggest that simply increasing the model size may not be sufficient



**Table 2: Average subsumption rate ( $\eta$ ) for different model families over the relations in T-REx-MC. Accuracy corresponds to the multiple-choice accuracy.**

Family	Smallest Model		Largest Model		$\eta$
	#Parameters	Accuracy	#Parameters	Accuracy	
Llama	7B	0.699	65B	0.836	0.769
Llama-2	7B	0.741	70B	0.846	0.801
Gemma	2B	0.666	7B	0.750	0.710
OPT	125m	0.430	30B	0.588	0.481
Pythia	70m	0.334	12B	0.648	0.403
Bloom	560m	0.410	7.1B	0.548	0.498



**Figure 9: Multiple-choice accuracy of base vs. chat-finetuned models. Finetuned models (lighter shades) show lower accuracy across T-REx-MC relations compared to pre-trained models (darker shades).**

to enhance factual knowledge, thus requiring the need for proper factual knowledge injection into the models.

**Instruction fine-tuning reduces latent knowledge.** Finally, we investigate the effects of chat-based instruction fine-tuning on the factual knowledge of models. Base language models are often fine-tuned (using a mix of supervised and reinforcement learning [30]) to improve their ability to follow instructions. While previous studies have shown that fine-tuning enhances performance on various benchmarks, its impact on latent knowledge is unclear. Figure 9 illustrates the comparative accuracy of pre-trained models and their fine-tuned counterparts. In almost all cases, *the fine-tuned models obtain lower accuracy than their base versions, suggesting that fine-tuning reduces the amount of latent knowledge estimation.* A similar observation was made by [45]. To further assess if fine-tuned models acquire new knowledge, we compute the subsumption rate between pre-trained and fine-tuned versions (Table 11). We find that most latent knowledge in fine-tuned models is already present in base models (high  $\eta$ ). This outcome highlights the need for caution when fine-tuning models, as these adjustments might inadvertently compromise with the existing internal knowledge.

## 5 Concluding Discussion

In this work, we investigate a new way to estimate latent factual knowledge from an LLM. Unlike prior approaches, our method does not engineer prompts (**zero-prompting**). Rather it relies on LLMs’ in-context learning ability to infer the factual knowledge

question and the expected answer format. Our method not only addresses many reliability concerns with prompting, but it also recollects significantly more factual knowledge than prompting. In contrast to prompting, which requires relationship-specific and LLM-specific prompt engineering, Our method can be applied with minimal effort to test factual knowledge of relations across a variety of structured knowledge bases and LLMs. This ability enables us to compare the latent knowledge captured by many different families of open-source LLMs; we expect our results to be of interest to the designers of these LLMs. Finally, to design our zero-prompt many-shot LKE, we explore the impact of the number and order of correct, incorrect, and unknown examples used as inputs; our findings may be of independent interest to developing a better understanding of different learning modes of in-context learning.

A fundamental question posed by our and prior work on estimating latent knowledge in LLMs: *What does it mean for an LLM to know a fact?* Suppose we tried to infer if an LLM knows the capital of Germany using the input "France Paris; Spain Madrid; Germany " and suppose the answer was *Berlin*. What we have learned is that the LLM knows that the relationship  $r$  between Germany and Berlin is similar to that between France and Paris or Spain and Madrid. What we have not learned is whether the LLM knows that the relation  $r$  is called "capital" in English or "hauptstadt" in German. The latter is revealed by prompts such as "The capital of Germany is ". But, such prompts don’t reveal whether the LLM knows that what Berlin means to Germany is similar to what Paris means to France.

*Is one type of knowing facts better than another?* It is difficult to answer in general. Neither type of knowing guarantees that the knowledge can be put to use in different contexts and tasks, such as when we ask the LLM where the parliament of Germany is located. However, they lead to different strategies for getting LLMs to generate correct outputs. With the first type of knowing, we can use a list of facts as input such as "The parliament of France is in Paris; The parliament of Spain is in Madrid; The parliament of Germany is in ". With the second type of knowing, we can hope to use a chain of thought prompts such as "The parliament of a country is in its capital. The parliament of Germany is in ". Nevertheless, one clear takeaway from our study is related to *how factual knowledge is latently embedded in an LLM.* We show that more factual knowledge can be recollectd using in-context learning, i.e., the representations of subjects and objects that share the same relationship, than by prompting with the name of their relationship.

## 6 Ethical Considerations

Our research utilizes public datasets and open-source LLMs, which mitigates immediate privacy concerns. However, our findings on the factual knowledge capabilities of various LLMs could influence their deployment in real-world applications, potentially leading to over-reliance on models for tasks requiring factual accuracy. We encourage users of our methodology to consider these implications and to use the knowledge estimation techniques responsibly, with appropriate safeguards against potential misuse. Furthermore, as our work may reveal biases or gaps in the factual knowledge of LLMs, we urge developers to address these issues to ensure fair and equitable AI systems.

## References

- [1] Rishabh Agarwal, Avi Singh, Lei M Zhang, Bernd Bohnet, Stephanie Chan, Ankesh Anand, Zaheer Abbas, Azade Nova, John D Co-Reyes, Eric Chu, et al. 2024. Many-shot in-context learning. *arXiv preprint arXiv:2404.11018* (2024).
- [2] Simran Arora, Avnika Narayan, Mayee F. Chen, Laurel J. Orr, Neel Guha, Kush Bhatia, Ines Chami, and Christopher Ré. 2023. Ask Me Anything: A simple strategy for prompting language models. In *The Eleventh International Conference on Learning Representations, ICLR 2023, Kigali, Rwanda, May 1-5, 2023*. OpenReview.net. <https://openreview.net/pdf?id=bhUPJnS2g0X>
- [3] Stella Biderman, Hailey Schoelkopf, Quentin Gregory Anthony, Herbie Bradley, Kyle O'Brien, Eric Hallahan, Mohammad Aflah Khan, Shivanshu Purohit, USVSN Sai Prashanth, Edward Raff, et al. 2023. Pythia: A suite for analyzing large language models across training and scaling. In *International Conference on Machine Learning*, PMLR, 2397–2430.
- [4] Zied Bouraoui, Jose Camacho-Collados, and Steven Schockaert. 2020. Inducing relational knowledge from BERT. In *Proceedings of the AAAI Conference on Artificial Intelligence*, Vol. 34. 7456–7463.
- [5] Tom Brown, Benjamin Mann, Nick Ryder, Melanie Subbiah, Jared D Kaplan, Prafulla Dhariwal, Arvind Neelakantan, Pranav Shyam, Girish Sastry, Amanda Askell, et al. 2020. Language models are few-shot learners. *Advances in neural information processing systems* 33 (2020), 1877–1901.
- [6] Collin Burns, Haotian Ye, Dan Klein, and Jacob Steinhardt. 2022. Discovering Latent Knowledge in Language Models Without Supervision. <https://doi.org/10.48550/arXiv.2212.03827> arXiv:2212.03827 [cs].
- [7] Boxi Cao, Hongyu Lin, Xianpei Han, Le Sun, Lingyong Yan, Meng Liao, Tong Xue, and Jin Xu. 2021. Knowledgeable or educated guess? revisiting language models as knowledge bases. *arXiv preprint arXiv:2106.09231* (2021).
- [8] Jiahai Chen, Lichang Chen, Chen Zhu, and Tianyi Zhou. 2023. How Many Demonstrations Do You Need for In-context Learning? *arXiv preprint arXiv:2303.08119* (2023).
- [9] I-Chun Chern, Steffi Chern, Shiqi Chen, Weizhe Yuan, Kehua Feng, Chunting Zhou, Junxian He, Graham Neubig, and Pengfei Liu. 2023. FacTool: Factuality Detection in Generative AI – A Tool Augmented Framework for Multi-Task and Multi-Domain Scenarios. <http://arxiv.org/abs/2307.13528> arXiv:2307.13528 [cs] version: 2.
- [10] Hady Elsahar, Pavlos Vougiouklis, Arslan Remaci, Christophe Gravier, Jonathon Hare, Frederique Laforest, and Elena Simperl. 2018. T-rex: A large scale alignment of natural language with knowledge base triples. In *Proceedings of the Eleventh International Conference on Language Resources and Evaluation (LREC 2018)*.
- [11] Chrisantha Fernando, Dylan Banarse, Henryk Michalewski, Simon Osindero, and Tim Rocktäschel. 2023. Promptbreeder: Self-Referential Self-Improvement Via Prompt Evolution. arXiv:2309.16797 [cs.CL]
- [12] Leo Gao, Stella Biderman, Sid Black, Laurence Golding, Travis Hoppe, Charles Foster, Jason Phang, Horace He, Anish Thite, Noa Nabeshima, et al. 2020. The pile: An 800gb dataset of diverse text for language modeling. *arXiv preprint arXiv:2101.00027* (2020).
- [13] Dan Hendrycks, Collin Burns, Steven Basart, Andy Zou, Mantas Mazeika, Dawn Song, and Jacob Steinhardt. 2020. Measuring massive multitask language understanding. *arXiv preprint arXiv:2009.03300* (2020).
- [14] Aidan Hogan, Eva Blomqvist, Michael Cochez, Claudia d'Amato, Gerard De Melo, Claudio Gutierrez, Sabrina Kirrane, José Emilio Labra Gayo, Roberto Navigli, Sebastian Neumaier, et al. 2021. Knowledge graphs. *ACM Computing Surveys (Csur)* 54, 4 (2021), 1–37.
- [15] Jennifer Hu and Roger Levy. 2023. Prompting is not a substitute for probability measurements in large language models. In *Proceedings of the 2023 Conference on Empirical Methods in Natural Language Processing*, 5040–5060.
- [16] Xuming Hu, Junzhe Chen, Xiaochuan Li, Yufei Guo, Lijie Wen, Philip S Yu, and Zhijiang Guo. 2023. Do Large Language Models Know about Facts? *arXiv preprint arXiv:2310.05177* (2023).
- [17] Xiangkun Hu, Dongyu Ru, Qipeng Guo, Lin Qiu, and Zheng Zhang. 2023. RefChecker for Fine-grained Hallucination Detection. (2023). <https://github.com/amazon-science/RefChecker>
- [18] Ziwei Ji, Nayeon Lee, Rita Frieske, Tiezheng Yu, Dan Su, Yan Xu, Etsuko Ishii, Ye Jin Bang, Andrea Madotto, and Pascale Fung. 2023. Survey of hallucination in natural language generation. *Comput. Surveys* 55, 12 (2023), 1–38.
- [19] Zhengbao Jiang, Jun Araki, Haibo Ding, and Graham Neubig. 2021. How can we know when language models know? on the calibration of language models for question answering. *Transactions of the Association for Computational Linguistics* 9 (2021), 962–977.
- [20] Zhengbao Jiang, Frank F Xu, Jun Araki, and Graham Neubig. 2020. How can we know what language models know? *Transactions of the Association for Computational Linguistics* 8 (2020), 423–438.
- [21] Jan-Christoph Kalo and Leandra Fichtel. [n. d.]. Kamel: Knowledge analysis with multitoken entities in language models.
- [22] Amirhossein Kazemnejad, Mehdi Rezagholizadeh, Prasanna Parthasarathi, and Sarath Chandar. 2023. Measuring the Knowledge Acquisition-Utilization Gap in Pretrained Language Models. *arXiv preprint arXiv:2305.14775* (2023).
- [23] Wojciech Kryściński, Bryan McCann, Caiming Xiong, and Richard Socher. 2019. Evaluating the Factual Consistency of Abstractive Text Summarization. <http://arxiv.org/abs/1910.12840> arXiv:1910.12840 [cs].
- [24] Woosuk Kwon, Zhuohan Li, Siyuan Zhuang, Ying Sheng, Lianmin Zheng, Cody Hao Yu, Joseph Gonzalez, Hao Zhang, and Ion Stoica. 2023. Efficient Memory Management for Large Language Model Serving with PagedAttention. In *Proceedings of the 29th Symposium on Operating Systems Principles (Koblenz, Germany) (SOSP '23)*. Association for Computing Machinery, New York, NY, USA, 611–626. <https://doi.org/10.1145/360006.3613165>
- [25] Stephanie Lin, Jacob Hilton, and Owain Evans. 2021. Truthfulqa: Measuring how models mimic human falsehoods. *arXiv preprint arXiv:2109.07958* (2021).
- [26] Ziqian Lin and Kangwook Lee. 2024. Dual operating modes of in-context learning. *arXiv preprint arXiv:2402.18819* (2024).
- [27] Zhen Lin, Shubhendu Trivedi, and Jimeng Sun. 2023. Generating with confidence: Uncertainty quantification for black-box large language models. *arXiv preprint arXiv:2305.19187* (2023).
- [28] Sewon Min, Xinxi Lyu, Ari Holtzman, Mikel Artetxe, Mike Lewis, Hannaneh Hajishirzi, and Luke Zettlemoyer. 2022. Rethinking the role of demonstrations: What makes in-context learning work? *arXiv preprint arXiv:2202.12837* (2022).
- [29] Benjamin Newman, Prafulla Kumar Choubey, and Nazneen Rajani. 2022. P-Adapters: Robustly Extracting Factual Information from Language Models with Diverse Prompts. In *International Conference on Learning Representations*. <https://openreview.net/forum?id=DhzU48OcZh>
- [30] Long Ouyang, Jeffrey Wu, Xu Jiang, Diogo Almeida, Carroll Wainwright, Pamela Mishkin, Chong Zhang, Sandhini Agarwal, Katarina Slama, Alex Ray, et al. 2022. Training language models to follow instructions with human feedback. *Advances in Neural Information Processing Systems* 35 (2022), 27730–27744.
- [31] Jane Pan. 2023. *What in-context learning “learns” in-context: Disentangling task recognition and task learning*. Master’s thesis. Princeton University.
- [32] Baolin Peng, Michel Galley, Pengcheng He, Hao Cheng, Yujia Xie, Yu Hu, Qiyuan Huang, Lars Liden, Zhou Yu, Weizhu Chen, et al. 2023. Check your facts and try again: Improving large language models with external knowledge and automated feedback. *arXiv preprint arXiv:2302.12813* (2023).
- [33] Fabio Petroni, Tim Rocktäschel, Patrick Lewis, Anton Bakhtin, Yuxiang Wu, Alexander H Miller, and Sebastian Riedel. 2019. Language models as knowledge bases? *arXiv preprint arXiv:1909.01066* (2019).
- [34] Melanie Sclar, Yejin Choi, Yulia Tsvetkov, and Alane Suhr. 2023. Quantifying Language Models’ Sensitivity to Spurious Features in Prompt Design or: How I learned to start worrying about prompt formatting. *arXiv preprint arXiv:2310.11324* (2023).
- [35] Taylor Shin, Yasaman Razeghi, Robert L Logan IV, Eric Wallace, and Sameer Singh. 2020. Autoprompt: Eliciting knowledge from language models with automatically generated prompts. *arXiv preprint arXiv:2010.15980* (2020).
- [36] Ben Snyder, Marius Moisesescu, and Muhammad Bilal Zafar. 2023. On Early Detection of Hallucinations in Factual Question Answering. *arXiv preprint arXiv:2312.14183* (2023).
- [37] Kai Sun, Yifan Ethan Xu, Hanwen Zha, Yue Liu, and Xin Luna Dong. 2023. Head-to-Tail: How Knowledgeable are Large Language Models (LLM)? A.K.A. Will LLMs Replace Knowledge Graphs? <http://arxiv.org/abs/2308.10168> arXiv:2308.10168 [cs].
- [38] Hugo Touvron, Louis Martin, Kevin Stone, Peter Albert, Amjad Almahairi, Yasmine Babaei, Nikolay Bashlykov, Soumya Batra, Prajwal Bhargava, Shruti Bhosale, et al. 2023. Llama 2: Open foundation and fine-tuned chat models. *arXiv preprint arXiv:2307.09288* (2023).
- [39] Chenguang Wang, Xiao Liu, and Dawn Song. 2020. Language models are open knowledge graphs. *arXiv preprint arXiv:2010.11967* (2020).
- [40] Cunxiang Wang, Xiaozhe Liu, Yuanhao Yue, Xiangru Tang, Tianhang Zhang, Cheng Jiayang, Yunzhi Yao, Wenyang Gao, Xuming Hu, Zehan Qi, et al. 2023. Survey on factuality in large language models: Knowledge, retrieval and domain-specificity. *arXiv preprint arXiv:2310.07521* (2023).

- [41] Thomas Wolf, Lysandre Debut, Victor Sanh, Julien Chaumond, Clement Delangue, Anthony Moi, Pierric Cistac, Tim Rault, Remi Louf, Morgan Funtowicz, Joe Davison, Sam Shleifer, Patrick von Platen, Clara Ma, Yacine Jernite, Julien Plu, Canwen Xu, Teven Le Scao, Sylvain Gugger, Mariama Drame, Quentin Lhoest, and Alexander Rush. 2020. Transformers: State-of-the-Art Natural Language Processing. In *Proceedings of the 2020 Conference on Empirical Methods in Natural Language Processing: System Demonstrations*, Qun Liu and David Schlangen (Eds.). Association for Computational Linguistics, Online, 38–45. <https://doi.org/10.18653/v1/2020.emnlp-demos.6>
- [42] Likang Wu, Zhi Zheng, Zhaopeng Qiu, Hao Wang, Hongchao Gu, Tingjia Shen, Chuan Qin, Chen Zhu, Hengshu Zhu, Qi Liu, et al. 2023. A Survey on Large Language Models for Recommendation. *arXiv preprint arXiv:2305.19860* (2023).
- [43] Jia-Yu Yao, Kun-Peng Ning, Zhen-Hui Liu, Mu-Nan Ning, and Li Yuan. 2023. LLM lies: Hallucinations are not bugs, but features as adversarial examples. *arXiv preprint arXiv:2310.01469* (2023).
- [44] Paul Youssef, Osman Alperen Koraş, Meijie Li, Jörg Schlötterer, and Christin Seifert. 2023. Give Me the Facts! A Survey on Factual Knowledge Probing in Pre-trained Language Models. *arXiv preprint arXiv:2310.16570* (2023).
- [45] Jifan Yu, Xiaozhi Wang, Shangqing Tu, Shulin Cao, Daniel Zhang-Li, Xin Lv, Hao Peng, Zijun Yao, Xiaohan Zhang, Hanming Li, Chunyang Li, Zheyuan Zhang, Yushi Bai, Yantao Liu, Amy Xin, Kaifeng Yun, Linlu GONG, Nianyi Lin, Jianhui Chen, Zhili Wu, Yunjia Qi, Weikai Li, Yong Guan, Kaisheng Zeng, Ji Qi, Hailong Jin, Jinxin Liu, Yu Gu, Yuan Yao, Ning Ding, Lei Hou, Zhiyuan Liu, Xu Bin, Jie Tang, and Juanzi Li. 2024. KoLA: Carefully Benchmarking World Knowledge of Large Language Models. In *The Twelfth International Conference on Learning Representations*. <https://openreview.net/forum?id=AqN23oqraW>
- [46] JD Zamfirescu-Pereira, Richmond Y Wong, Bjoern Hartmann, and Qian Yang. 2023. Why Johnny can't prompt: how non-AI experts try (and fail) to design LLM prompts. In *Proceedings of the 2023 CHI Conference on Human Factors in Computing Systems*. 1–21.
- [47] Susan Zhang, Stephen Roller, Naman Goyal, Mikel Artetxe, Moya Chen, Shuohui Chen, Christopher Dewan, Mona Diab, Xian Li, Xi Victoria Lin, et al. 2022. Opt: Open pre-trained transformer language models. *arXiv preprint arXiv:2205.01068* (2022).
- [48] Yue Zhang, Yafu Li, Leyang Cui, Deng Cai, Lema Liu, Tingchen Fu, Xinting Huang, Enbo Zhao, Yu Zhang, Yulong Chen, et al. 2023. Siren's Song in the AI Ocean: A Survey on Hallucination in Large Language Models. *arXiv preprint arXiv:2309.01219* (2023).
- [49] Xin Zhao, Naoki Yoshinaga, and Daisuke Oba. 2024. What Matters in Learning Facts in Language Models? Multifaceted Knowledge Probing with Diverse Multi-Prompt Datasets. *arXiv preprint arXiv:2406.12277* (2024).
- [50] Lianmin Zheng, Liangsheng Yin, Zhiqiang Xie, Jeff Huang, Chuyue Sun, Cody Hao Yu, Shiyi Cao, Christos Kozyrakis, Ion Stoica, Joseph E. Gonzalez, Clark Barrett, and Ying Sheng. 2023. Efficiently Programming Large Language Models using SGLang. *arXiv:2312.07104 [cs.AI]*
- [51] Yutao Zhu, Huaying Yuan, Shuting Wang, Jiongnan Liu, Wenhan Liu, Chenlong Deng, Zhicheng Dou, and Ji-Rong Wen. 2023. Large Language Models for Information Retrieval: A Survey. *arXiv preprint arXiv:2308.07107* (2023).
- [52] Zeyuan Allen Zhu and Yuanzhi Li. 2023. Physics of language models: Part 3.1, knowledge storage and extraction. *arXiv preprint arXiv:2309.14316* (2023).

## A Dataset

### A.1 Creation of Nobel laureates dataset from Wikidata

The Nobel Dataset is a collection of biographical information about all Nobel laureates up until the year 2022, totaling 954 individuals. This dataset was curated using data obtained from Wikidata’s querying service<sup>4</sup>. The following attributes are included for each laureate:

- **Name:** The full name of the Nobel laureate.
- **Birth Year:** The year in which the laureate was born.
- **Award Year:** The year(s) in which the laureate was awarded the Nobel Prize.
- **Nature of Award:** A brief description of the reason for the award, including the field of the Nobel Prize (e.g., Physics, Peace).
- **Gender:** The gender of the laureate.

Here are some examples from the Nobel Dataset:

**Table 3: Excerpt from the Nobel Dataset**

Name	Birth Year	Award Year	Nature of Award	Gender
Albert Einstein	1879	1921	Physics	male
Louis de Broglie	1892	1929	Physics	male
Carl D. Anderson	1905	1936	Physics	male
Polykarp Kusch	1911	1955	Physics	male
Melvin Schwartz	1932	1988	Physics	male
Jerome I. Friedman	1930	1990	Physics	male

### A.2 Creation of multiple choices from T-REx: TREx-MC

T-REx [10] is a large-scale alignment dataset that aligns between Wikipedia abstracts and Wikipedia triples. We have utilized the processed version of T-REx available on HuggingFace<sup>5</sup> for our experiments. We filtered out the relations that have more than 500 facts and 100 unique object entities. The unique objects ensure having 100 feasible multiple choices for each fact in each relation. We also manually filtered out relations with multiple correct objects (e.g. “America”, “USA”, “American”) to avoid ambiguity. Additionally for relations that have objects in the form of partial matches (e.g. “French”, “French language”), the respective objects have been standardized to uniform values (e.g. “French”). We curated 50 relations for our dataset TREx-MC that essentially consists of  $\langle \text{subject}, \text{relation}, \text{multiple choices} \rangle$ . The multiple choices comprise the correct answer along with 99 other potential choices. We list the 50 relations in Table 4 below.

The following attributes are included in TREx-MC dataset for each relation:

- **Subject** : The subject entity for each fact.
- **Object**: The object entity or the correct answer for each fact.
- **Multiple choices**: The list of other potential choices for each fact.
- **Title** : The Wikipedia title for each fact.
- **Text**: The Wikipedia abstract corresponding to each fact.

Some examples from the T-REx-MC dataset for 2 relations are listed in Table 5

<sup>4</sup><https://query.wikidata.org/>

<sup>5</sup>[https://huggingface.co/datasets/reibert/t\\_rex](https://huggingface.co/datasets/reibert/t_rex)

**Table 4: List of 50 relations from T-REx-MC**

date of birth	date of death	director	father	spouse	child	sibling	composer	is a tributary of	student of
instance of	cast member	genre	contains the administrative territorial entity	educated at	parent taxon	screen writer	performer	capital	producer
is made by	named after	developer	publisher	founded by	drafted by	has played at	part of the series	manufacturer	production company
mother	cause of death	has subsidiary	creates	point in time	inception	publication date	languages spoken, written or signed	original language of film or TV show	official language
native language	position played on team / speciality	original broadcaster	record label	author	discoverer or inventor	characters	lyrics by	distributed by	home venue



**Table 5: Excerpts from T-REx-MC Dataset**

Subject	Object	Multiple choices	Title	Text
<b>Date of birth</b>				
Giovanni Bia	24 October 1968	['26 September 1981', '20 February 1981', ...'20 September 1960']	Giovanni Bia	Giovanni Bia (born 24 October 1968) is a former Italian footballer...
Brian May	19 July 1947	['24 December 1931', '1 December 1976', ...'23 August 1964']	Brian May	Brian Harold May, CBE (born 19 July 1947) is an English musician...
<b>Composer</b>				
Mexico Trilogy	Robert Rodriguez	['Fred Schneider', 'Brandy', ...'Tommaso Traetta']	Mexico Trilogy	The Mexico Trilogy or Mariachi Trilogy (also Desperado Trilogy on some DVD releases) is a series of American..
Chelsea Walls	Jeff Tweedy	['Carmine Coppola', 'Jimmy Chi', ...'Maurice Ravel']	Chelsea Walls	Chelsea Walls is a 2001 independent film directed by Ethan Hawke and released by Lions Gate Entertainment.

## B Inference Setup

We experiment with and use three different inference setups:

- (1) Transformers Based Setup: This setup utilizes the utilities present in the transformers library [41] to obtain the log probabilities for generating the different options.
- (2) vLLM Based Setup: vLLM ([24]) is a fast inference library for large language models (LLMs). It efficiently manages attention key and value memory using PagedAttention. We observed considerable speed boosts for all 3 LKEs compared to the standard Transformers API.
- (3) SGLang Based Setup: SGLang [50] is a structured generation language designed for large language models (LLMs). It speeds up LLM interactions and provides enhanced control through tight integration of its frontend language and backend runtime system. SGLang also leverages Radix Attention to cache common components across queries in the KV cache, enabling substantial speedups. We observed sizable speed boosts for ZP-LKE over vLLM. However, we are constrained by SGLang’s limited model family support at the moment, and only utilize it for the Llama, Mistral, and Mixtral families.

## C Implementation Details

ZP-LKE leverages 50 randomly chosen samples from the training data as in-context examples but does not use the relation name. The base prompt is now composed of 50 different examples followed by the name of the entity being tested. A sample would be “Albert Einstein 14 March 1879 Ernest Rutherford 30 August 1871 ... J.J. Thomson 18 December 1856 Max Planck.”

A single forward pass is conducted for each sequence, generating log probabilities for the entire sequence. The common part, represented by the tokens for the base prompt is then removed from the tokens of the concatenated base prompt and option resulting in the log probabilities for the option. If the option is tokenized into multiple tokens, a single probability value is obtained by multiplying the individual token probabilities. The resulting values are normalized across multiple choices, and the option with the highest probability is selected as the correct answer. We use the vLLM Based & SGLang Based Setup for this LKE.

## D Different Metrics

The evaluation metric can readily be adapted to existing classification metrics. For example, we introduced the metric Accuracy@K, a calibrated measure that assesses a model’s confidence in its predictions. This metric quantifies how accurately the model identifies knowledge at specified confidence levels for a given relation. We filter the instances that have their confidence levels > threshold  $K$  and form the set  $\mathcal{D}_K = \{c_i | \text{pred}_\theta(c_i) \geq K \forall c \in \mathcal{D}\}$ . Following this, we use our accuracy measure to compute Accuracy@K for varying values of  $K$ , the results of which are shown in Figure 10.

$$\text{acc}_K(\theta, \mathcal{D}_K) \triangleq \frac{\sum_{\langle x, r, y^*, \mathcal{Y} \rangle \in \mathcal{D}_K} \delta(y^* = \text{pred}_\theta(x, r, y^*, \mathcal{Y}))}{|\mathcal{D}_K|} \quad (5)$$

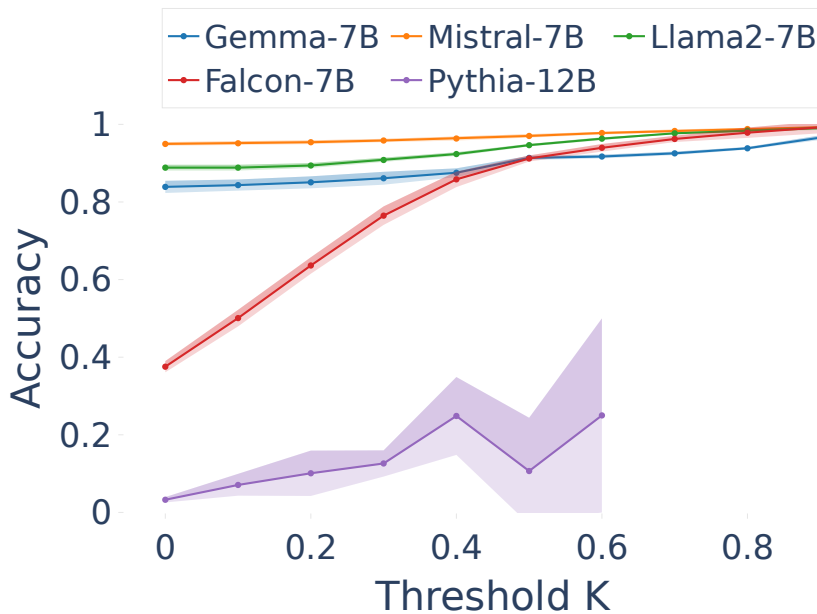


Figure 10: Multiple-choice Accuracy@K for different models. We evaluated five models on the Nobel dataset, which consists of 50 examples. Each model’s performance was measured using the Accuracy@K metric at various thresholds.

## E Probabilities of objects in sequence

We first consider 200 correct examples (subject-object pairs) and report the *absolute* generation probability of objects in corresponding examples. We showed the results for Llama2-7B, Falcon-7B, and Pythia-12B in Figure 11, Figure 12 and Figure 13. Figure 11a, Figure 12a and Figure 13a illustrates the probability of each object at various sequence positions; Figure 11b, Figure 12b and Figure 13b shows the impact on probabilities after substituting 40 objects dispersed within the sequence with incorrect ones. Figure 11c, Figure 12c and Figure 13c visualizes the effect of replacing objects at simultaneous positions. Figure 11d, Figure 12d, Figures 13d, Figure 11e, Figure 12e and Figure 13e present the outcomes of using unknown subject-object pairs as replacements. We used a horizontal dashed line showing an average probability of the correct examples. The yellow star marks the example at position 114 in the sequence.

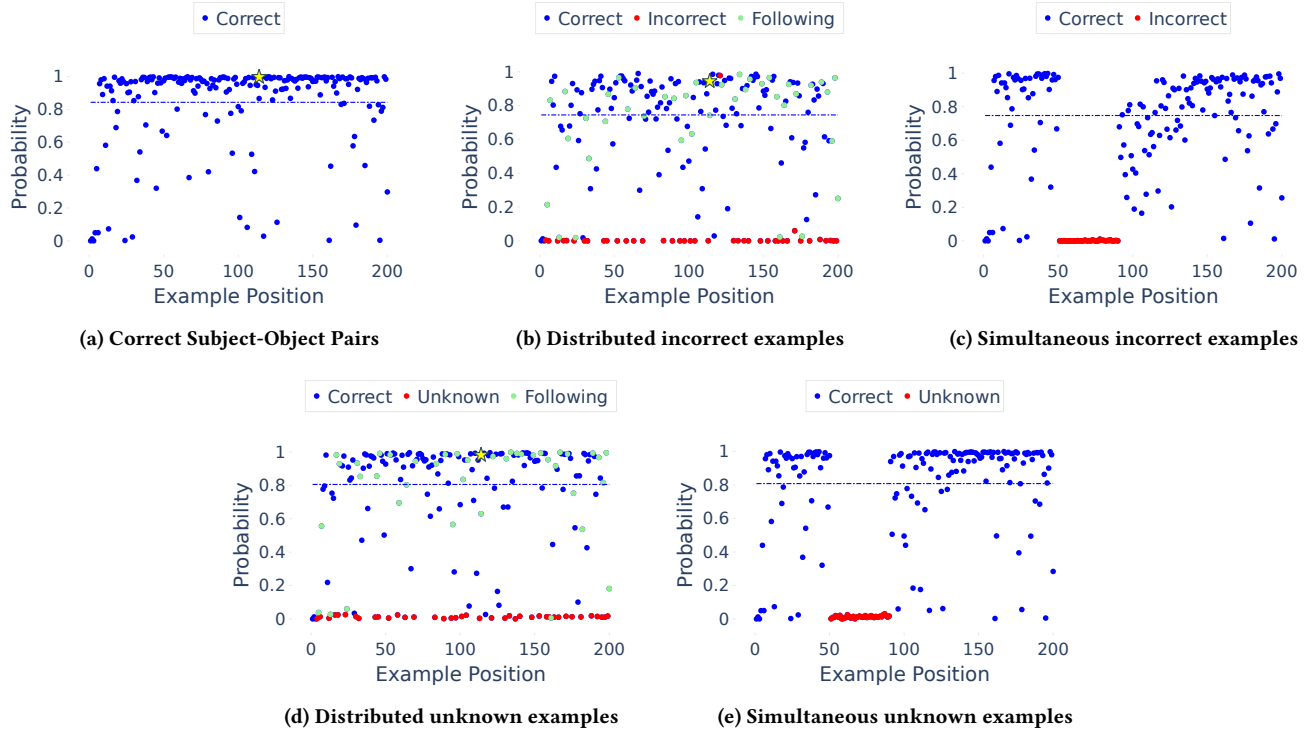


Figure 11: Analysis of object probability in one sequence of Nobel laureate data using Llama2-7b

## F Details about the human-generated prompts and machine-mined prompts

We list the used human-generated and machine-mined prompts from [20] in Table 6 with subjects denoted as <‘subject’>.

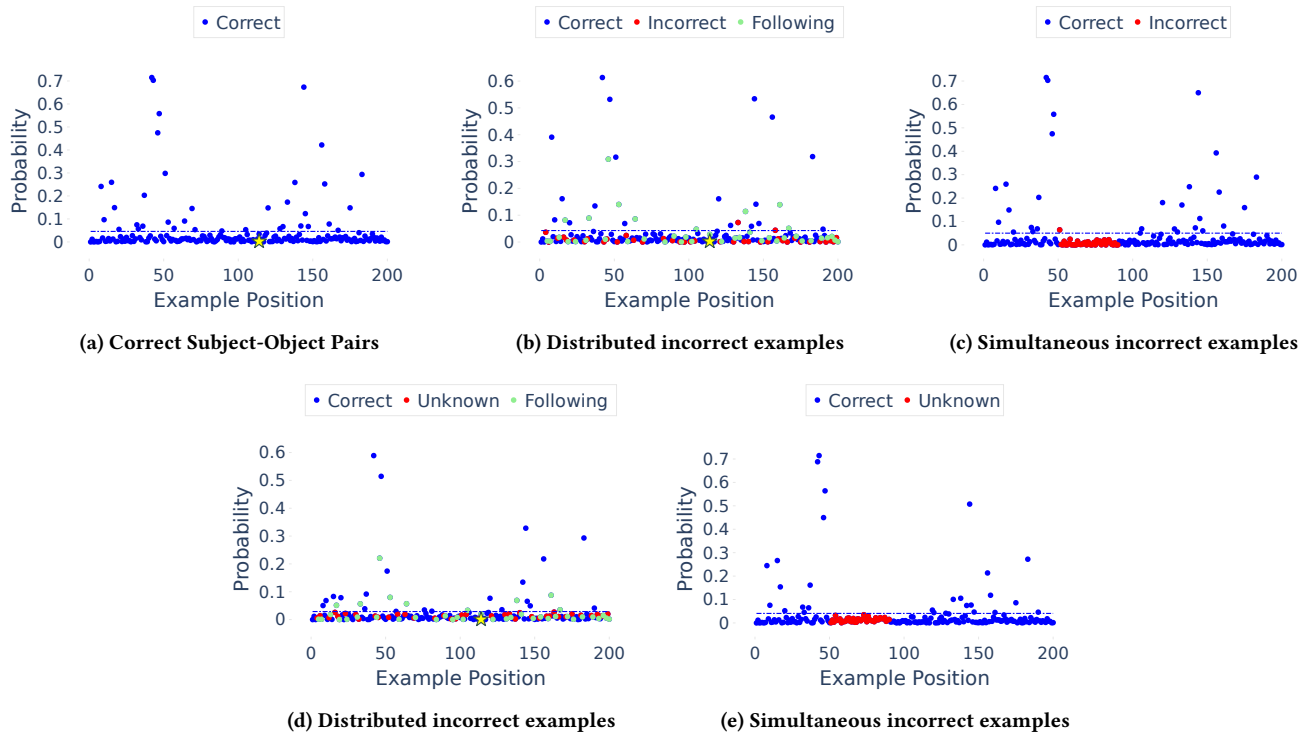


Figure 12: Analysis of object probability in one sequence of Nobel laureate data using Pythia-12B

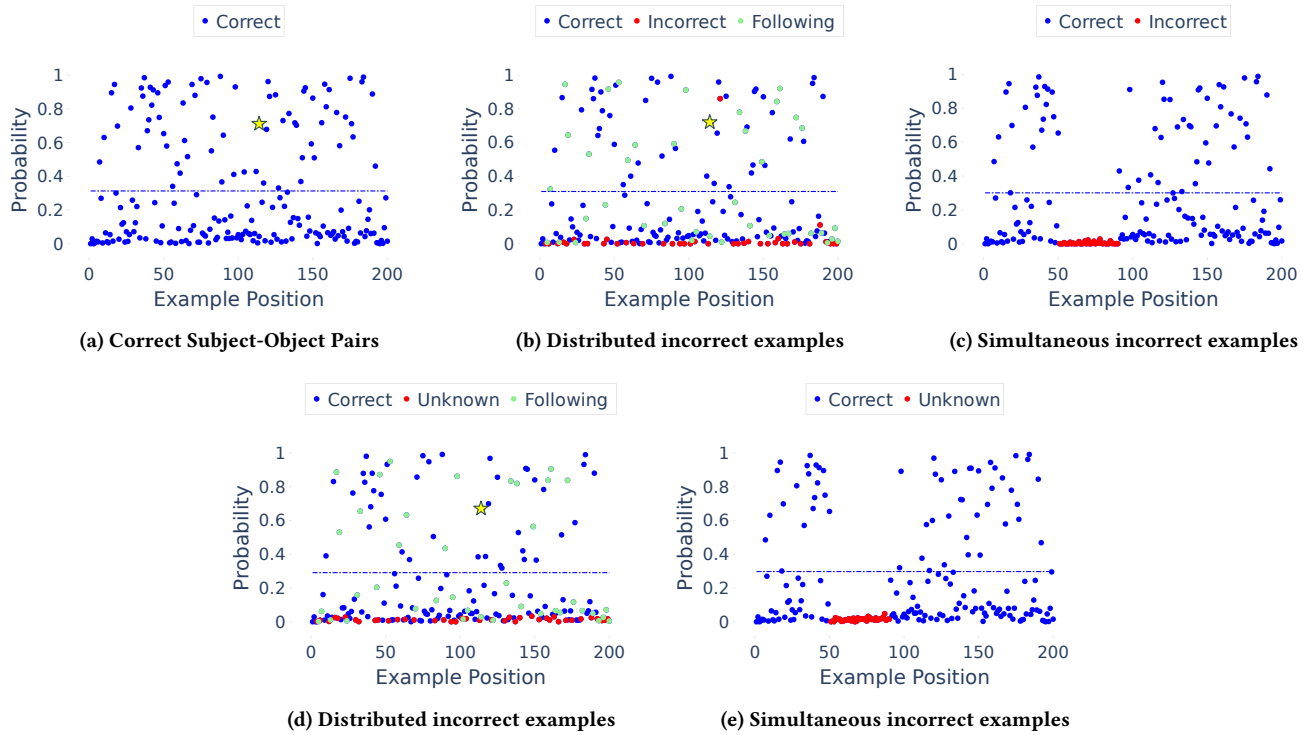


Figure 13: Analysis of object probability in one sequence of Nobel laureate data using Falcon-7B



**Table 6: Templates for Selected Relations**

Relation Name	Index	HGP Template	MMP Template
Instance of	1	{subject} means	{subject} is a small
	2	{subject} is one	{subject} and liberal
	3	{subject} is a	{subject} artist
Genre	1	{subject} is playing music	{subject} series of
	2	{subject} play	{subject} favorite
	3	{subject} performs	{subject} is an american
Position played on team / speciality	1	{subject} plays in position	{subject} substitutions :
	2	{subject} plays at position	{subject} substitutes :
	3	{subject} is in the position	
Original language of film/TV show	1	The original language of {subject} is	{subject} a. r. rahman
	2	The source language of {subject} is	
	3	The default language of {subject} is	
Capital	1	The capital of {subject} is	{subject} united states embassy in
	2	The capital city of {subject} is	{subject} representative legislature
	3	Its capital {subject} is	{subject} rock band from
Native language	1	{subject} is a native language of	{subject} descent
	2	The mother tongue of {subject} is	{subject} speak the
	3	{subject} means	{subject} population or a widely spoken
Named after	1	{subject} is named after	{subject} and produces
	2	{subject} is named for	{subject} variety of standard )
	3	{subject} is called after	{subject} official
Official language	1	The official language {subject} is	{subject} professor of
	2	{subject} is	{subject} is the official language in
	3	{subject} is officially	{subject} is the official language spoken in
Developer	1	{subject} is developed by	{subject} was developed by
	2	{subject} is created by	{subject} 2008
	2	{subject} is designed by	{subject} references external links
Original broadcaster	1	{subject} was originally aired on	{subject} premiered on
	2	{subject} was originally broadcast on	{subject} aired on
	3	{subject} was originally shown in	{subject} 2021
Language spoken, written or signed	1	in order to communicate in	
	2	{subject} used to communicate in	
	3		
Manufacturer	1	{subject} is represented by music label	{subject} attributed to the
	2	{subject} is represented by the record label	{subject} 113
	3	{subject} is represented by	{subject} cedar point

## **G Additional results**

### **G.1 Model Name Simplification**

We list all the models and their simplified names we evaluated in the paper in Table 7.

### **G.2 Additional results on baseline comparison**

We compare ZP-LKE on 12 relations from T-REx-MC: *capital, named after, developer, manufacturer, genre, instance of, native language, original broadcaster, language spoken written or signed, original language of film / TV show, official language, position played on team/speciality*. We chose those 12 relations from T-REx-MC that are found to be in common with [20] where they define the templates for HGP and MMP. We evaluated 4 models (Mistral-7B, Llama-7B, Falcon-7B, and Pythia-12B) and showed all the results in Figure 14 and Figure 15.

### **G.3 Full order of models and relations**

We evaluated 49 models on 50 relations by our ZP-LKE . Table 8 shows the ordered models by the average accuracy of all the 50 relations. Table 9 shows the ordered relations by the average accuracy of all the 49 models.

### **G.4 Relation accuracy correlation of all the pre-trained models**

In Table 16, we show the Pearson correlation coefficients between each model pair’s performance across the 50 relations.

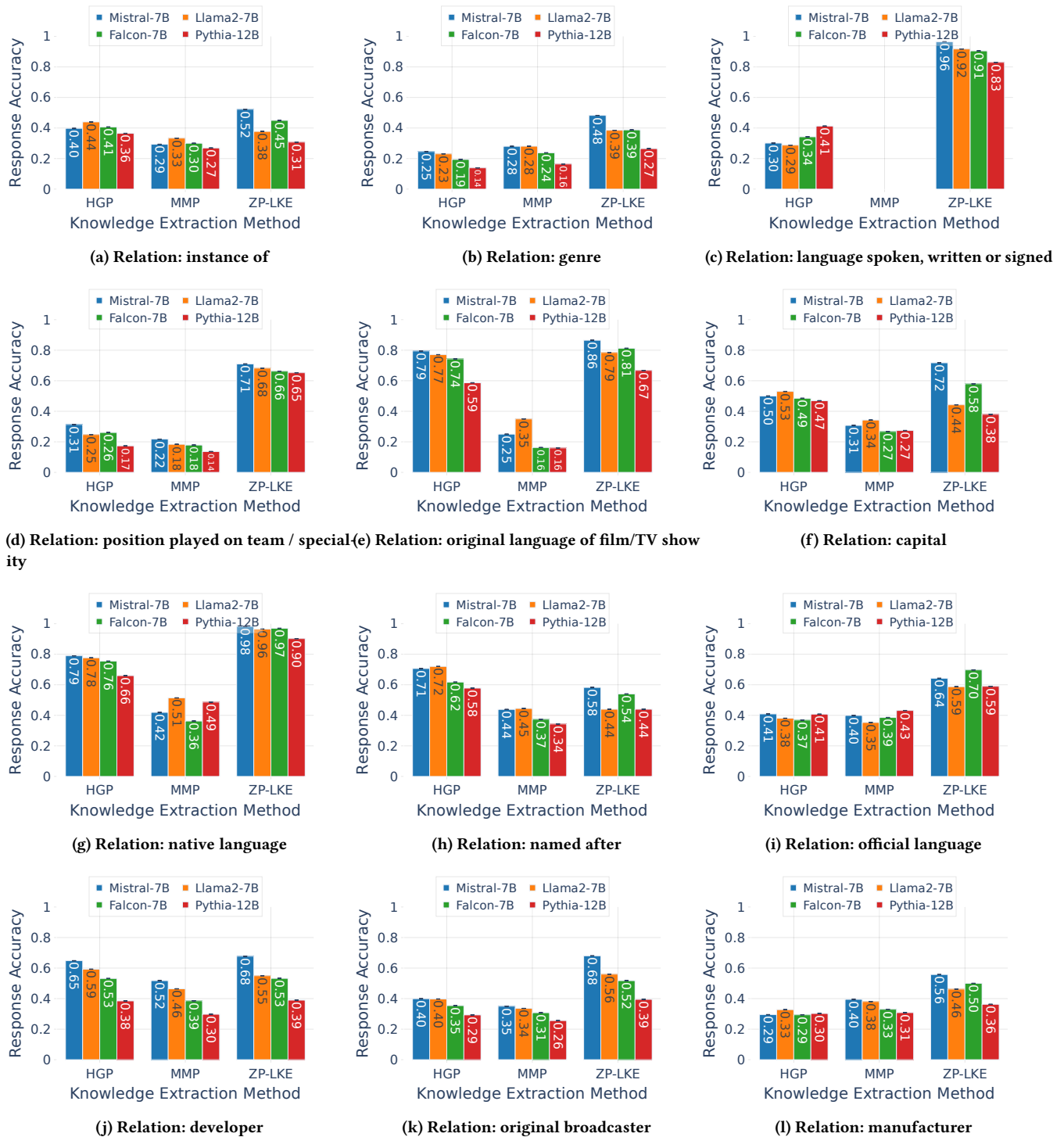
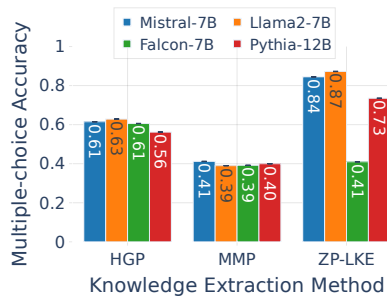


Figure 14: Response accuracy across all the 12 relations

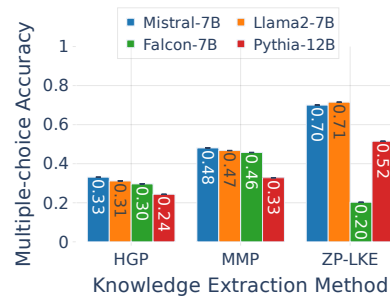
**Table 7: Model Name Simplifications**

<b>Original Name</b>	<b>Simplified Name in Paper</b>
mistral-mixtral-8x7B-v0.1	Mixtral-8x7B
Nous-Hermes-2-Mixtral-8x7B-SFT	Mixtral-8x7B-FT1
Nous-Hermes-2-Mixtral-8x7B-DPO	Mixtral-8x7B-FT2
mistral-7b	Mistral-7B
mistral-instruct-7b	Mistral-7B-FT1
openhermes-2.5-mistral-7b	Mistral-7B-FT2
llama2-70b	Llama2-70B
llama2-70b-chat	Llama2-70B-FT1
llama2-13b	Llama2-13B
llama2-13b-chat	Llama2-13B-FT1
vicuna-13b-v1.5	Llama2-13B-FT2
llama2-7b	Llama2-7B
llama2-7b-chat	Llama2-7B-FT1
vicuna-7b-v1.5	Llama2-7B-FT2
gemma-7b	Gemma-7B
gemma-7b-it	Gemma-7B-FT1
gemma-2b	Gemma-2B
gemma-2b-it	Gemma-2B-FT1
llama-65b	Llama-65B
llama-33b	Llama-33B
llama-13b	Llama-13B
vicuna-13b-1.3	Llama-13B-FT1
llama-7b	Llama-7B
vicuna-7b-1.3	Llama-7B-FT1
falcon-7b	Falcon-7B
falcon-instruct-7b	Falcon-7B-FT1
mpt-7b	MPT-7B
gpt-neox-20b	GPT-NEOX-20B
opt-30b	OPT-30B
opt-13b	OPT-13B
opt-6.7b	OPT-6.7B
opt-2.7b	OPT-2.7B
opt-1.3b	OPT-1.3B
opt-350m	OPT-350M
opt-125m	OPT-125M
gpt-j-6b	GPT-J-6B
pythia-12b	Pythia-12B
pythia-6.9b	Pythia-6.9B
pythia-2.8b	Pythia-2.8B
pythia-1.4b	Pythia-1.4B
pythia-1b	Pythia-1B
pythia-410m	Pythia-410M
pythia-160m	Pythia-160M
pythia-70m	Pythia-70M
bloom-7.1b	Bloom-7.1B
bloom-3b	Bloom-3B
bloom-1.7b	Bloom-1.7B
bloom-1.1b	Bloom-1.1B
bloom-560m	Bloom-560M

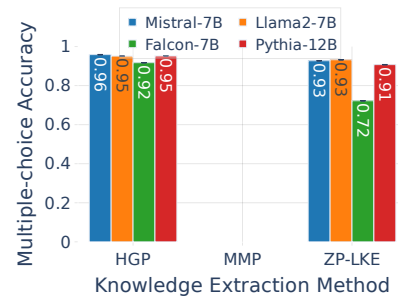




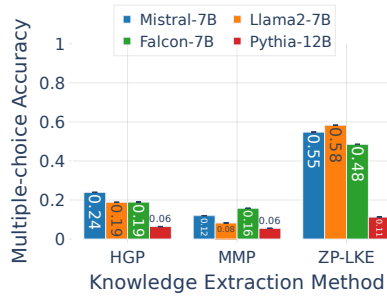
(a) Relation: instance of



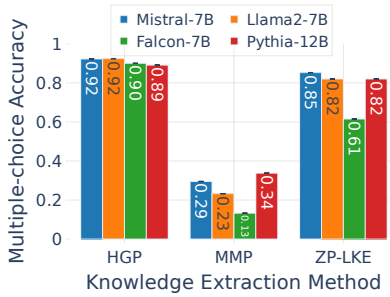
(b) Relation: genre



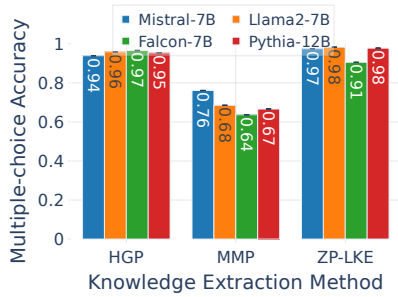
(c) Relation: language spoken, written or signed



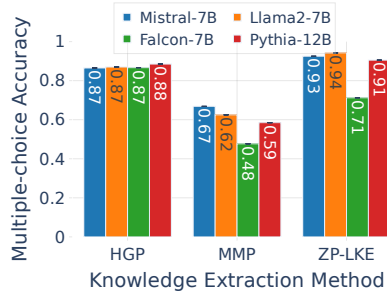
(d) Relation: position played on team / speciality



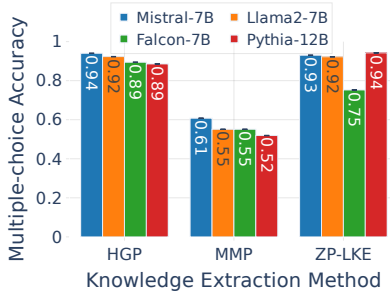
(e) Relation: original language of film/TV show



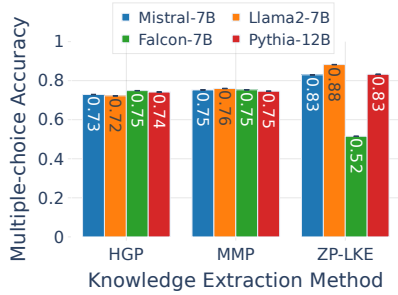
(f) Relation: capital



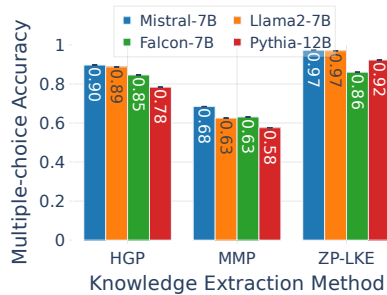
(g) Relation: native language



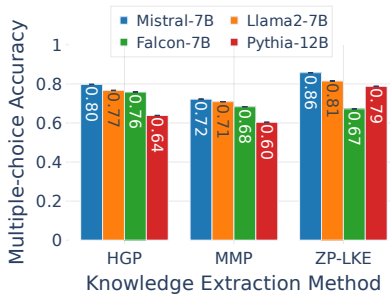
(h) Relation: named after



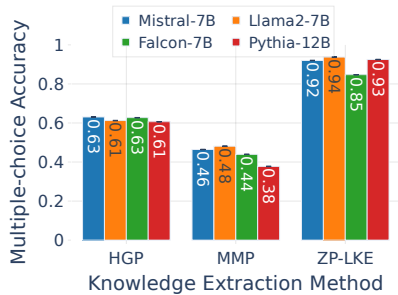
(i) Relation: official language



(j) Relation: developer



(k) Relation: original broadcaster



(l) Relation: manufacturer

Figure 15: Multiple-choice accuracy across all the 12 relations

**Table 8: Model Performance Comparison**

Model	Average Accuracy	Standard Deviation
Llama2-70B	0.8511	0.17591
Mixtral-8x7B-SFT	0.84765	0.16919
Mixtral-8x7B	0.84605	0.16653
Llama-65B	0.84185	0.17528
Mixtral-8x7B-DPO	0.81535	0.17580
Llama-33B	0.81255	0.19088
Mistral-7B	0.79310	0.20000
Llama2-13B	0.78692	0.21892
Llama-13B	0.76845	0.21796
Llama2-70B-chat	0.75815	0.21272
Llama2-7B	0.74945	0.24069
Vicuna-13B	0.74940	0.21427
Gemma-7B	0.74717	0.25668
Openhermes-2.5	0.74365	0.21241
Vicuna-13B-2	0.74080	0.22807
Vicuna-7B-2	0.71695	0.24016
Falcon-7B	0.70190	0.27052
Vicuna-7B	0.70155	0.24724
Llama2-13B-chat	0.69387	0.22966
Llama-7B	0.69260	0.27912
Gemma-2B	0.66600	0.28627
GPT-NEOX-20B	0.66145	0.30972
Llama2-7B-chat	0.66130	0.24996
Mistral-instruct-7B	0.66120	0.26173
MPT-7B	0.64545	0.30638
Pythia-12B	0.63325	0.32412
OPT-6.7B	0.62110	0.31313
GPT-J-6B	0.60965	0.32319
OPT-13B	0.60845	0.31017
Pythia-6.9B	0.59185	0.32359
Bloom-7.1B	0.58270	0.31404
OPT-30B	0.57925	0.31813
Pythia-2.8B	0.57580	0.32773
Pythia-1.4B	0.56330	0.33600
Gemma-7B-instruct	0.55327	0.30689
OPT-2.7B	0.55109	0.33260
Bloom-3B	0.54375	0.29199
Pythia-1B	0.54220	0.31560
OPT-1.3B	0.53610	0.33335
Bloom-1.1B	0.51115	0.29346
OPT-350M	0.50735	0.30716
Gemma-2B-instruct	0.49474	0.29628
Pythia-410M	0.47995	0.29598
Bloom-1.7B	0.47660	0.29658
OPT-125M	0.45195	0.29330
Bloom-560M	0.38465	0.28747
Pythia-160M	0.37145	0.28505
Pythia-70M	0.31260	0.27404
Falcon-instruct-7B	0.00605	0.01459

**Table 9: Relations and their average accuracies**

Order	Relation	Average Accuracy
1	publication date	0.992071428571429
2	inception	0.983214285714286
3	point in time	0.975714285714286
4	drafted by	0.922214285714286
5	native language	0.8825
6	production company	0.873428571428571
7	languages spoken, written or signed	0.865071428571429
8	performer	0.831142857142857
9	has played at	0.826642857142857
10	capital	0.815857142857143
11	is made by	0.815357142857143
12	producer	0.794714285714286
13	record label	0.794571428571429
14	named after	0.791071428571429
15	developer	0.786928571428571
16	publisher	0.7835
17	original broadcaster	0.781214285714286
18	cast member	0.777
19	home venue	0.771714285714286
20	has subsidiary	0.754142857142857
21	manufacturer	0.749928571428571
22	screenwriter	0.732285714285714
23	contains the administrative territorial entity	0.7255
24	creates	0.721214285714286
25	official language	0.709857142857143
26	mother	0.697857142857143
27	part of the series	0.692214285714286
28	founded by	0.684714285714286
29	original language of film or TV show	0.6825
30	date of birth	0.668857142857143
31	date of death	0.641594184576485
32	instance of	0.588990518331226
33	position played on team / speciality	0.537642857142857
34	genre	0.536
35	distributed by	0.522785714285714
36	parent taxon	0.488428571428571
37	director	0.432928571428571
38	author	0.331285714285714
39	father	0.309214285714286
40	educated at	0.306285714285714
41	characters	0.282857142857143
42	composer	0.276785714285714
43	child	0.259142857142857
44	lyrics by	0.258428571428571
45	sibling	0.250285714285714
46	spouse	0.238785714285714
47	is a tributary of	0.212142857142857
48	cause of death	0.206
49	discoverer or inventor	0.173142857142857
50	student of	0.123357142857143

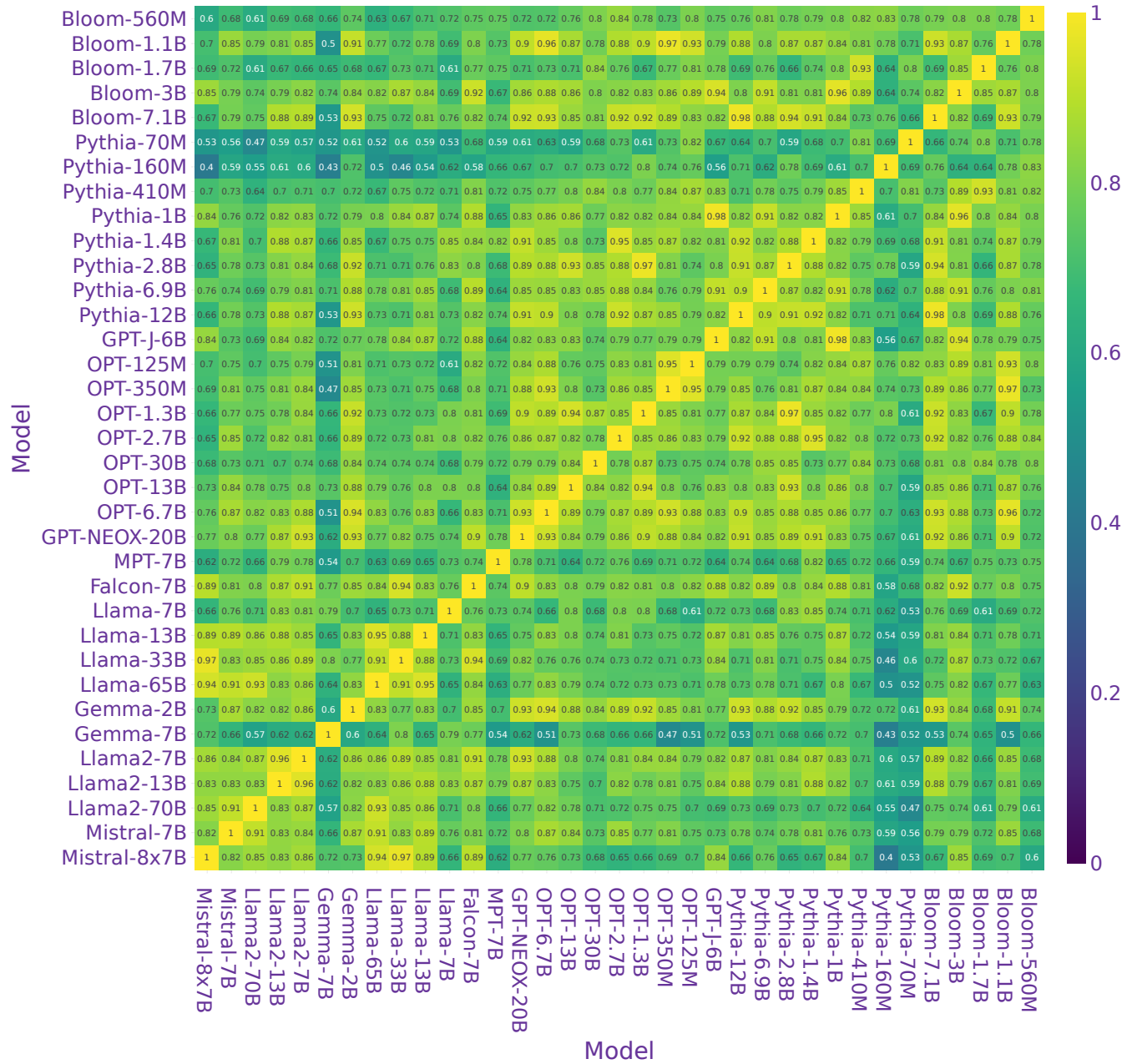


Figure 16: [Pearson Correlation Coefficients Between All Pre-trained Models] We calculated the Pearson correlation coefficients for each model pair among 49 models across 50 relations.

<b>Order/Model</b>	<b>Mistral-8x7B</b>	<b>Mistral-7B</b>	<b>Llama2-70B</b>	<b>Llama2-13B</b>	<b>Llama2-7B</b>	<b>Gemma-7B</b>	<b>Gemma-2B</b>
1	publication date	point in time	point in time	publication date	publication date	point in time	point in time
2	point in time	date of death	inception	point in time	inception	inception	inception
3	inception	publication date	publication date	inception	point in time	publication date	publication date
...	.....	.....	.....	;	;	;	;
48	discoverer or inventor	discoverer or inventor	student of	discoverer or inventor	educated at	date of death	position played on team / speciality
49	cause of death	cause of death	cause of death	cause of death	cause of death	instance of	discoverer or inventor
50	student of	student of	is a tributary of	student of	student of	date of birth	student of
<b>Order/Model</b>	<b>Llama-65B</b>	<b>Llama-33B</b>	<b>Llama-13B</b>	<b>Llama-7B</b>	<b>Falcon-7B</b>	<b>MPT-7B</b>	<b>GPT-NEOX-20B</b>
1	publication date	publication date	publication date	publication date	point in time	publication date	publication date
2	point in time	point in time	point in time	point in time	inception	inception	inception
3	inception	inception	inception	inception	publication date	point in time	date of death
...	.....	.....	.....	;	;	;	;
48	discoverer or inventor	discoverer or inventor	discoverer or inventor	student of	discoverer or inventor	student of	discoverer or inventor
49	cause of death	cause of death	cause of death	instance of	is a tributary of	is a tributary of	lyrics by
50	student of	student of	student of	date of birth	student of	educated at	student of
<b>Order/Model</b>	<b>OPT-30B</b>	<b>OPT-13B</b>	<b>OPT-6.7B</b>	<b>OPT-2.7B</b>	<b>OPT-1.3B</b>	<b>OPT-350M</b>	<b>OPT-125M</b>
1	inception	publication date	publication date	inception	publication date	inception	inception
2	publication date	inception	inception	publication date	inception	publication date	publication date
3	point in time	point in time	date of death	point in time	drafted by	point in time	point in time
...	.....	.....	.....	;	;	;	;
48	position played on team / speciality	composer	lyrics by	discoverer or inventor	director	is a tributary of	student of
49	discoverer or inventor	student of	student of	student of	student of	spouse	is a tributary of
50	director	date of birth	discoverer or inventor	instance of	date of birth	student of	educated at
<b>Order/Model</b>	<b>GPT-J-6B</b>	<b>Pythia-12B</b>	<b>Pythia-6.9B</b>	<b>Pythia-2.8B</b>	<b>Pythia-1.4B</b>	<b>Pythia-1B</b>	<b>Pythia-410M</b>
1	inception	point in time	publication date	publication date	publication date	publication date	publication date
2	publication date	publication date	inception	inception	inception	inception	inception
3	point in time	inception	point in time	point in time	date of death	point in time	drafted by
...	.....	.....	.....	.....	.....	.....	.....
48	lyrics by	lyrics by	lyrics by	student of	discoverer or inventor	lyrics by	student of
49	student of	genre	director	date of birth	lyrics by	student of	discoverer or inventor
50	date of death	director	date of death	lyrics by	director	date of death	is a tributary of
<b>Order/Model</b>	<b>Pythia-160M</b>	<b>Pythia-70M</b>	<b>Bloom-7.1B</b>	<b>Bloom-3B</b>	<b>Bloom-1.7B</b>	<b>Bloom-1.1B</b>	<b>Bloom-560M</b>
1	publication date	publication date	publication date	publication date	publication date	publication date	publication date
2	point in time	point in time	inception	inception	inception	inception	inception
3	date of death	native language	date of death	point in time	point in time	date of death	point in time
...	.....	.....	.....	.....	.....	.....	.....
48	student of	official language	lyrics by	is a tributary of	screenwriter	is a tributary of	is a tributary of
49	capital	instance of	student of	spouse	student of	spouse	director
50	director	date of death	spouse	student of	spouse	student of	student of

**Table 10: Top 3 and Bottom 3 relations for each pre-trained model**

Family	Model Type	Accuracy	Model Type	Accuracy	$\eta$
Llama-7B	Base	0.699	FT-1	0.693	0.779
Llama-13B	Base	0.770	FT-1	0.735	0.854
Llama2-7B	Base	0.741	FT-1	0.712	0.808
Llama2-7B	Base	0.741	FT-2	0.664	0.790
Llama2-13B	Base	0.771	FT-1	0.748	0.831
Llama2-13B	Base	0.771	FT-2	0.692	0.801
Llama2-70B	Base	0.846	FT-1	0.739	0.811
Mistral-7B	Base	0.793	FT-1	0.639	0.793
Mistral-7B	Base	0.793	FT-2	0.750	0.869
Mixtral-7Bx8	Base	0.832	FT-1	0.835	0.928
Mixtral-7Bx8	Base	0.832	FT-2	0.817	0.911
Gemma-2B	Base	0.666	FT-1	0.488	0.577
Gemma-7B	Base	0.749	FT-1	0.511	0.557

**Table 11: Average subsumption rate ( $\eta$ ) for base models and fine-tuned models over the relations in T-REx-MC. Despite being fine-tuned on smaller datasets, fine-tuned models (low  $\eta$ ). The results are based on ZP-LKE. Accuracy in this table is multiple-choice accuracy.**

## G.5 Impact of finetuning

We also show the results for the average subsumption rate ( $\eta$ ) in Table 11 for base models and fine-tuned models over the relations in T-REx-MC.